



FCC RADIO TEST REPORT

FCC ID : HLZA24008
Equipment : Tablet PC
Brand Name : acer
Model Name : A24008
Marketing Name : Acer Iconia X12, X12-11
Applicant : Acer Incorporated
8F., No. 88, Sec. 1, Xintai 5th Rd., Xizhi Dist., New Taipei City 22181, Taiwan (R.O.C)
Manufacturer : Acer Incorporated
8F., No. 88, Sec. 1, Xintai 5th Rd., Xizhi Dist., New Taipei City 22181, Taiwan (R.O.C)
Standard : FCC Part 15 Subpart E §15.407

The product was received on Sep. 19, 2024 and testing was performed from Sep. 27, 2024 to Oct. 16, 2024. We, Sporton International Inc. Wensan Laboratory, would like to declare that the tested sample has been evaluated in accordance with the test procedures and has been in compliance with the applicable technical standards.

The test results in this report apply exclusively to the tested model / sample. Without written approval from Sporton International Inc. Wensan Laboratory, the test report shall not be reproduced except in full.

Louis Wu

Approved by: Louis Wu

Sporton International Inc. Wensan Laboratory

No.58, Aly. 75, Ln. 564, Wenhua 3rd, Rd., Guishan Dist., Taoyuan City 333010, Taiwan (R.O.C.)



Table of Contents

History of this test report..... 3

Summary of Test Result..... 4

1 General Description 5

 1.1 Product Feature of Equipment Under Test..... 5

 1.2 Modification of EUT 6

 1.3 Testing Location 6

 1.4 Applicable Standards..... 6

2 Test Configuration of Equipment Under Test 7

 2.1 Carrier Frequency and Channel 7

 2.2 Test Mode..... 8

 2.3 Connection Diagram of Test System..... 9

 2.4 Support Unit used in test configuration and system 9

 2.5 EUT Operation Test Setup 10

 2.6 Measurement Results Explanation Example..... 10

3 Test Result 11

 3.1 26dB & 99% Occupied Bandwidth Measurement 11

 3.2 Maximum Conducted Output Power Measurement 12

 3.3 Power Spectral Density Measurement 14

 3.4 Unwanted Emissions Measurement..... 16

 3.5 AC Conducted Emission Measurement..... 21

 3.6 Antenna Requirements..... 23

4 List of Measuring Equipment..... 24

5 Measurement Uncertainty 25

Appendix A. Conducted Test Results

Appendix B. AC Conducted Emission Test Result

Appendix C. Radiated Spurious Emission Test Data

Appendix D. Duty Cycle Plots

Appendix E. Setup Photographs



Summary of Test Result

Report Clause	Ref Std. Clause	Test Items	Result (PASS/FAIL)	Remark
3.1	15.403	26dB Bandwidth	Pass	-
3.1	2.1049	99% Occupied Bandwidth	Pass	-
3.2	15.407(a)	Maximum Conducted Output Power	Pass	-
3.3	15.407(a)	Power Spectral Density	Pass	-
3.4	15.407(b)	Unwanted Emissions	Pass	3.33 dB under the limit at 5362.08 MHz
3.5	15.207	AC Conducted Emission	Pass	15.29 dB under the limit at 0.62 MHz
3.6	15.203	Antenna Requirement	Pass	-

Conformity Assessment Condition:

1. The test results (PASS/FAIL) with all measurement uncertainty excluded are presented against the regulation limits or in accordance with the requirements stipulated by the applicant/manufacturer who shall bear all the risks of non-compliance that may potentially occur if measurement uncertainty is taken into account.
2. The measurement uncertainty please refer to each test result in the section "Measurement Uncertainty".

Disclaimer:

The product specifications of the EUT presented in the test report that may affect the test assessments are declared by the manufacturer who shall take full responsibility for the authenticity.

Reviewed by: Avis Chuang

Report Producer: Rebecca Wu



1 General Description

1.1 Product Feature of Equipment Under Test

Product Feature	
General Specs Bluetooth, Wi-Fi 2.4GHz 802.11b/g/n, Wi-Fi 5GHz 802.11a/n/ac, and GNSS.	
Antenna Type WLAN: FPC Antenna Bluetooth: FPC Antenna GPS / Glonass / BDS / Galileo: FPC Antenna	

Antenna information		
5150 MHz ~ 5250 MHz	Peak Gain (dBi)	1.31
5250 MHz ~ 5350 MHz	Peak Gain (dBi)	0.89
5470 MHz ~ 5725 MHz	Peak Gain (dBi)	1.58

Remark: The EUT's information above is declared by manufacturer. Please refer to Disclaimer in report summary.

SKU LIST				
Model	SKU1_8G+128G	SKU2_8G+128G	SKU3_8G+256G	SKU4_8G+256G
CPU	MTK MT8781N	MTK MT8781N	MTK MT8781N	MTK MT8781N
LCM	EDO 12.6", EC60QBC71.A	EDO 12.6", EC60QBC71.A	EDO 12.6", EC60QBC71.A	EDO 12.6", EC60QBC71.A
UMCP	Spectek SMVUM17YZZCD91SK SM, 8+128GB	KEYMOS KU16B6XOBFM-DBF, 8+128GB	Spectek SMVUM181ZZCDA1SK PR, 8+256GB	KEYMOS KU21S6XOBFM-DDF, 8+256GB
Battery	UTL U28100115PV/1S2P/10 000mAh 3.8V	UTL U28100115PV/1S2P/10 000mAh 3.8V	UTL U28100115PV/1S2P/10 000mAh 3.8V	UTL U28100115PV/1S2P/10 000mAh 3.8V
Wifi / Bluetooth	MTK MT6631	MTK MT6631	MTK MT6631	MTK MT6631
Front Camera	Zhuocheng OV08D10, 8MP	Zhuocheng OV08D10, 8MP	Zhuocheng OV08D10, 8MP	Zhuocheng OV08D10, 8MP
Rear Camera	Zhuocheng OV13B10, 13MP	Zhuocheng OV13B10, 13MP	Zhuocheng OV13B10, 13MP	Zhuocheng OV13B10, 13MP
Adapter	Aoda A829-120167C-AR1 A829-120167C-US1 A829-120167C-EU1 A829-120167C-TL1 A829-120167C-UK1	Aoda A829-120167C-AR1 A829-120167C-US1 A829-120167C-EU1 A829-120167C-TL1 A829-120167C-UK1	Aoda A829-120167C-AR1 A829-120167C-US1 A829-120167C-EU1 A829-120167C-TL1 A829-120167C-UK1	Aoda A829-120167C-AR1 A829-120167C-US1 A829-120167C-EU1 A829-120167C-TL1 A829-120167C-UK1



1.2 Modification of EUT

No modifications made to the EUT during the testing.

1.3 Testing Location

Test Site	Sporton International Inc. Wensan Laboratory
Test Site Location	No.58, Aly. 75, Ln. 564, Wenhua 3rd, Rd., Guishan Dist., Taoyuan City 333010, Taiwan (R.O.C.) TEL: +886-3-327-0868 FAX: +886-3-327-0855
Test Site No.	Sporton Site No. TH05-HY, CO07-HY, 03CH20-HY

Note: The test site complies with ANSI C63.4 2014 requirement.

FCC designation No.: TW3786

1.4 Applicable Standards

According to the specifications declared by the manufacturer, the EUT must comply with the requirements of the following standards:

- ♦ FCC Part 15 Subpart E
- ♦ FCC KDB 789033 D02 General UNII Test Procedures New Rules v02r01.
- ♦ FCC KDB 414788 D01 Radiated Test Site v01r01.
- ♦ ANSI C63.10-2013

Remark:

1. All the test items were validated and recorded in accordance with the standards without any modification during the testing.
2. The TAF code is not including all the FCC KDB listed without accreditation.



2 Test Configuration of Equipment Under Test

- a. The EUT has been associated with peripherals and configuration operated in a manner tended to maximize its emission characteristics in a typical application. Frequency range investigated: conduction emission (150 kHz to 30 MHz) radiation emission (9 kHz to the 10th harmonic of the highest fundamental frequency or to 40 GHz, whichever is lower). For radiated measurement, the measured emission level of the EUT was maximized by rotating the EUT on a turntable, adjusting the orientation of the EUT and EUT antenna in three orthogonal axis (X: flat, Y: portrait, Z: landscape), and adjusting the measurement antenna orientation, following C63.10 exploratory test procedures and only the worst case emissions were reported in this report.
- b. AC power line Conducted Emission was tested under maximum output power.

2.1 Carrier Frequency and Channel

Frequency Band	Channel	Freq. (MHz)	Channel	Freq. (MHz)
5150-5250 MHz Band 1 (U-NII-1)	36	5180	44	5220
	38*	5190	46*	5230
	40	5200	48	5240
	42#	5210		

Frequency Band	Channel	Freq. (MHz)	Channel	Freq. (MHz)
5250-5350 MHz Band 2 (U-NII-2A)	52	5260	60	5300
	54*	5270	62*	5310
	56	5280	64	5320
	58#	5290		

Frequency Band	Channel	Freq. (MHz)	Channel	Freq. (MHz)
5470-5725 MHz Band 3 (U-NII-2C)	100	5500	112	5560
	102*	5510	116	5580
	104	5520	132	5660
	106#	5530	134*	5670
	108	5540	136	5680
	110*	5550	140	5700

Note:

- 1. The above Frequency and Channel with "*" are 802.11n HT40 and 802.11ac VHT40.
- 2. The above Frequency and Channel with "#" are 802.11ac VHT80.



2.2 Test Mode

The power for 802.11ac mode is smaller than 802.11n mode, so all other conducted and radiated test is covered by 802.11n mode.

The final test modes include the worst data rates for each modulation shown in the table below.

Modulation	Data Rate
802.11a	6 Mbps
802.11n HT20	MCS0
802.11n HT40	MCS0
802.11ac VHT20 (Covered by HT20)	MCS0
802.11ac VHT40 (Covered by HT40)	MCS0
802.11ac VHT80	MCS0

Test Cases	
AC Conducted Emission	Mode 1 : Bluetooth Link + WLAN (5GHz) Link + Earphone + USB Cable (Charging from AC Adapter) for SKU3_8G+256G
Remark: For Radiated Test Cases, the tests were performed with SKU3_8G+256G.	

Ch. #		Band I : 5150-5250 MHz	Band II : 5250-5350 MHz	Band III : 5470-5725MHz
		802.11a	802.11a	802.11a
L	Low	36	52	100
M	Middle	44	60	116
H	High	48	64	140

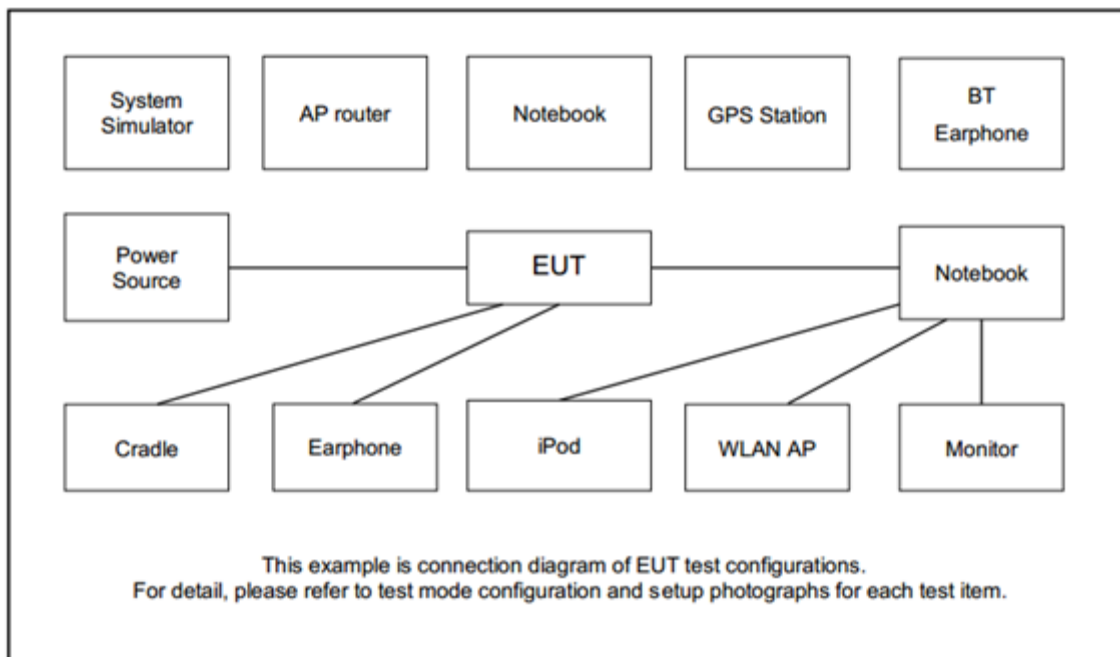
Ch. #		Band I : 5150-5250 MHz	Band II : 5250-5350 MHz	Band III : 5470-5725MHz
		802.11n HT20	802.11n HT20	802.11n HT20
L	Low	36	52	100
M	Middle	44	60	116
H	High	48	64	140

Ch. #		Band I : 5150-5250 MHz	Band II : 5250-5350 MHz	Band III : 5470-5725MHz
		802.11n HT40	802.11n HT40	802.11n HT40
L	Low	38	54	102
M	Middle	-	-	110
H	High	46	62	134

Ch. #		Band I : 5150-5250 MHz	Band II : 5250-5350 MHz	Band III : 5470-5725MHz
		802.11ac VHT80	802.11ac VHT80	802.11ac VHT80
L	Low	-	-	106
M	Middle	42	58	-
H	High	-	-	-

Remark: For radiation spurious emission, the modulation and the data rate picked for testing are determined by the Max. RF conducted power.

2.3 Connection Diagram of Test System



2.4 Support Unit used in test configuration and system

Item	Equipment	Brand Name	Model Name	FCC ID	Data Cable	Power Cord
1.	Bluetooth Earphone	Sony Ericsson	MW600	PY7DDA-2029	N/A	N/A
2.	WLAN AP	ASUS	RT-AC52	MSQ-RTAC4A00	N/A	Unshielded, 1.8 m
3.	Notebook	DELL	Latitude 3400	FCC DoC	N/A	AC I/P: Unshielded, 1.2 m DC O/P: Shielded, 1.8 m
4.	Earphone + Mic	Samsung	Ecouteur	N/A	Unshielded 1.8m	N/A
5.	Earphone	Moto	SJYN1181B	N/A	Unshielded, 1.25m	N/A



2.5 EUT Operation Test Setup

The RF test items, make the EUT (SW: Acer_AV0U0_X12-11_RV00RB03_EEA_GEN1) get into the engineering modes to provide channel selection, power level, data rate and the application type and for continuous transmitting signals.

2.6 Measurement Results Explanation Example

For all conducted test items:

The offset level is set in the spectrum analyzer to compensate the RF cable loss and attenuator factor between EUT conducted output port and spectrum analyzer. With the offset compensation, the spectrum analyzer reading level is exactly the EUT RF output level.

Example :

The spectrum analyzer offset is derived from RF cable loss and attenuator factor.

Offset = RF cable loss + attenuator factor.

Following shows an offset computation example with cable loss 4.2 dB and 10 dB attenuator.

$$\begin{aligned} \text{Offset(dB)} &= \text{RF cable loss(dB)} + \text{attenuator factor(dB)}. \\ &= 4.2 + 10 = 14.2 \text{ (dB)} \end{aligned}$$

3 Test Result

3.1 26dB & 99% Occupied Bandwidth Measurement

3.1.1 Description of 26dB & 99% Occupied Bandwidth

This section is for reporting purpose only.

There is no restriction limits for bandwidth.

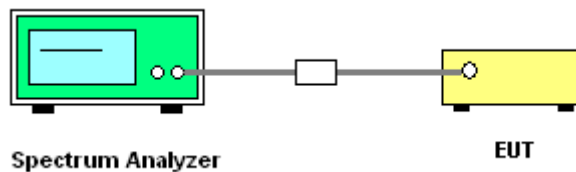
3.1.2 Measuring Instruments

Please refer to the measuring equipment list in this test report.

3.1.3 Test Procedures

1. The testing follows FCC KDB 789033 D02 General UNII Test Procedures New Rules v02r01. Section C) Emission bandwidth
2. Set RBW = approximately 1% of the emission bandwidth.
3. Set the VBW > RBW.
4. Detector = Peak.
5. Trace mode = max hold
6. Measure the maximum width of the emission that is 26 dB down from the peak of the emission. Compare this with the RBW setting of the analyzer. Readjust RBW and repeat measurement as needed until the RBW/EBW ratio is approximately 1%.
7. For 99% Bandwidth Measurement, the spectrum analyzer's resolution bandwidth (RBW) is set 1-5% of the emission bandwidth and set the Video bandwidth (VBW) $\geq 3 * RBW$.
8. Measure and record the results in the test report.

3.1.4 Test Setup



3.1.5 Test Result of 26dB & 99% Occupied Bandwidth

Please refer to Appendix A.



3.2 Maximum Conducted Output Power Measurement

3.2.1 Limit of Maximum Conducted Output Power

<FCC 14-30 CFR 15.407>

For the 5.15–5.25 GHz bands:

■ For mobile and portable client devices in the 5.15–5.25 GHz band, the maximum conducted output power over the frequency band of operation shall not exceed 250 mW. For an indoor access point operating in the band 5.15-5.25 GHz, the maximum conducted output power over the frequency band of operation shall not exceed 1 W.

For the 5.25–5.725 GHz bands:

■ The maximum conducted output power over the frequency bands of operation shall not exceed the lesser of 250 mW or 11 dBm 10 log B, where B is the 26 dB emission bandwidth in megahertz.

If transmitting antennas of directional gain greater than 6 dBi are used, the peak output power shall be reduced by the amount in dB that the directional gain of the antenna exceeds 6 dBi.

Note that U-NII-2 band, devices with a maximum e.i.r.p. greater than 500 mW shall implement TPC in order to have the capability to operate at least 6 dB below the maximum permitted e.i.r.p. of 1 W.

3.2.2 Measuring Instruments

Please refer to the measuring equipment list in this test report.

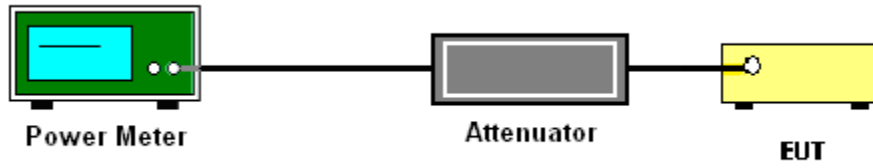
3.2.3 Test Procedures

The testing follows Method PM-G of FCC KDB 789033 D02 General UNII Test Procedures New Rules v02r01.

Method PM-G (Measurement using a gated RF average power meter):

1. Measurement is performed using a wideband RF power meter.
2. The EUT is configured to transmit at its maximum power control level.
3. Measure the average power of the transmitter.
4. Since the measurement is made only during the ON time of the transmitter, no duty cycle correction factor is required.

3.2.4 Test Setup



3.2.5 Test Result of Maximum Conducted Output Power

Please refer to Appendix A.



3.3 Power Spectral Density Measurement

3.3.1 Limit of Power Spectral Density

<FCC 14-30 CFR 15.407>

For the 5.15–5.25 GHz bands:

For mobile and portable client devices in the 5.15–5.25 GHz band, the maximum power spectral density shall not exceed 11 dBm in any 1.0 MHz band. For an indoor access point operating in the band 5.15-5.25 GHz, the maximum power spectral density shall not exceed 17 dBm in any 1.0 MHz band.

For the 5.25–5.725 GHz bands:

The maximum power spectral density shall not exceed 11 dBm in any 1.0 MHz band.

If transmitting antennas of directional gain greater than 6 dBi are used, the peak output power shall be reduced by the amount in dB that the directional gain of the antenna exceeds 6 dBi.

3.3.2 Measuring Instruments

Please refer to the measuring equipment list in this test report.

3.3.3 Test Procedures

The testing follows FCC KDB 789033 D02 General UNII Test Procedures New Rules v02r01.

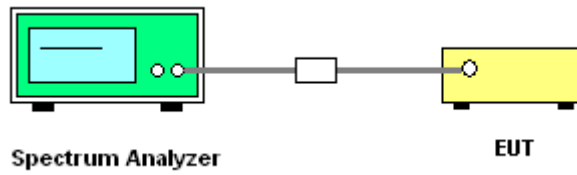
Section F) Maximum power spectral density.

Method SA-2

(trace averaging across on and off times of the EUT transmissions, followed by duty cycle correction).

- Measure the duty cycle.
 - Set span to encompass the entire emission bandwidth (EBW) of the signal.
 - Set RBW = 1 MHz.
 - Set VBW ≥ 3 MHz.
 - Number of points in sweep ≥ 2 Span / RBW.
 - Sweep time = auto.
 - Detector = RMS
 - Trace average at least 100 traces in power averaging mode.
 - Add $10 \log(1/x)$, where x is the duty cycle, to the measured power in order to compute the average power during the actual transmission times. For example, add $10 \log(1/0.25) = 6$ dB if the duty cycle is 25 percent.
1. The RF output of EUT is connected to the spectrum analyzer by a low loss cable.
 2. Each plot has already offset with cable loss, and attenuator loss. Measure the PPSD and record it.

3.3.4 Test Setup



3.3.5 Test Result of Power Spectral Density

Please refer to Appendix A.



3.4 Unwanted Emissions Measurement

This section is to measure unwanted emissions through radiated measurement for band edge spurious emissions and out of band emissions measurement.

3.4.1 Limit of Unwanted Emissions

(1) For transmitters operating in the 5150-5250 MHz band: all emissions outside of the 5150-5350 MHz band shall not exceed an EIRP of -27dBm/MHz.

For transmitters operating in the 5250-5350 MHz band: all emissions outside of the 5150-5350 MHz band shall not exceed an EIRP of -27 dBm/MHz. Devices operating in the 5250-5350 MHz band that generate emissions in the 5150-5250 MHz band must meet all applicable technical requirements for operation in the 5150-5250 MHz band (including indoor use) or alternatively meet an out-of-band emission EIRP limit of -27 dBm/MHz in the 5150-5250 MHz band.

For transmitters operating in the 5470-5600 MHz and 5650-5725MHz band: all emissions outside of the 5470-5600 MHz and 5650-5725MHz band shall not exceed an EIRP of -27 dBm/MHz.

(2) Unwanted spurious emissions falls in restricted bands shall comply with the general field strength limits as below table:

Frequency (MHz)	Field Strength (microvolts/meter)	Measurement Distance (meters)
0.009 – 0.490	2400/F(kHz)	300
0.490 – 1.705	24000/F(kHz)	30
1.705 – 30.0	30	30
30 – 88	100	3
88 – 216	150	3
216 - 960	200	3
Above 960	500	3

Note: The following formula is used to convert the EIRP to field strength.

$$E = \frac{1000000\sqrt{30P}}{3} \mu\text{V/m, where P is the eirp (Watts)}$$



EIRP (dBm)	Field Strength at 3m (dBμV/m)
- 27	68.3

(3) KDB789033 D02 v02r01 G)2)c)

(i) Sections 15.407(b)(1-3) specifies the unwanted emissions limit for the U-NII-1 and U-NII-2 bands. As specified, emissions above 1000 MHz that are outside of the restricted bands are subject to a peak emission limit of -27 dBm/MHz.

(ii) Section 15.407(b)(4) specifies the unwanted emissions limit for the U-NII-3 band. A band emissions mask is specified in Section 15.407(b)(4)(i). The emission limits are based on the use of a peak detector.

3.4.2 Measuring Instruments

Please refer to the measuring equipment list in this test report.

3.4.3 Test Procedures

1. The testing follows FCC KDB 789033 D02 General UNII Test Procedures New Rules v02r01. Section G) Unwanted emissions measurement.

(1) Procedure for Unwanted Emissions Measurements Below 1000 MHz

- RBW = 120 kHz
- VBW = 300 kHz
- Detector = Peak
- Trace mode = max hold

(2) Procedure for Peak Unwanted Emissions Measurements Above 1000 MHz

- RBW = 1 MHz
- VBW ≥ 3 MHz
- Detector = Peak
- Sweep time = auto
- Trace mode = max hold

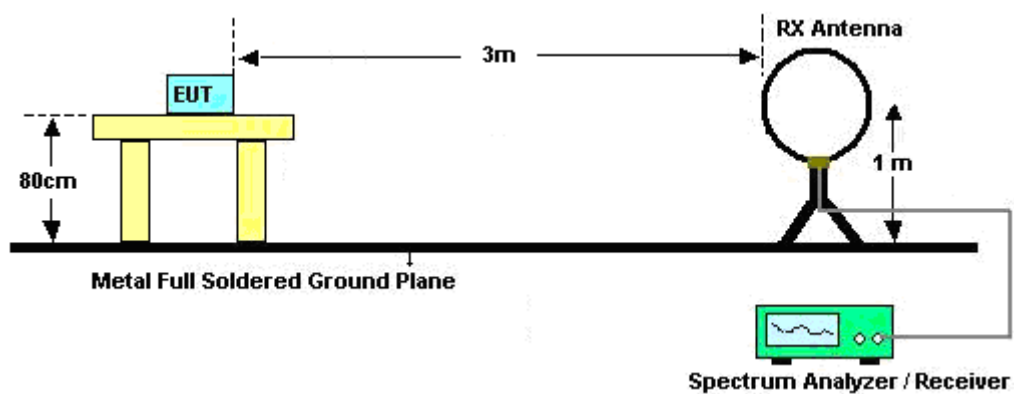
(3) Procedures for Average Unwanted Emissions Measurements Above 1000 MHz

- RBW = 1 MHz
- VBW = 10 Hz, when duty cycle is no less than 98 percent.
- $VBW \geq 1/T$, when duty cycle is less than 98 percent where T is the minimum transmission duration over which the transmitter is on and is transmitting at its maximum power control level for the tested mode of operation.

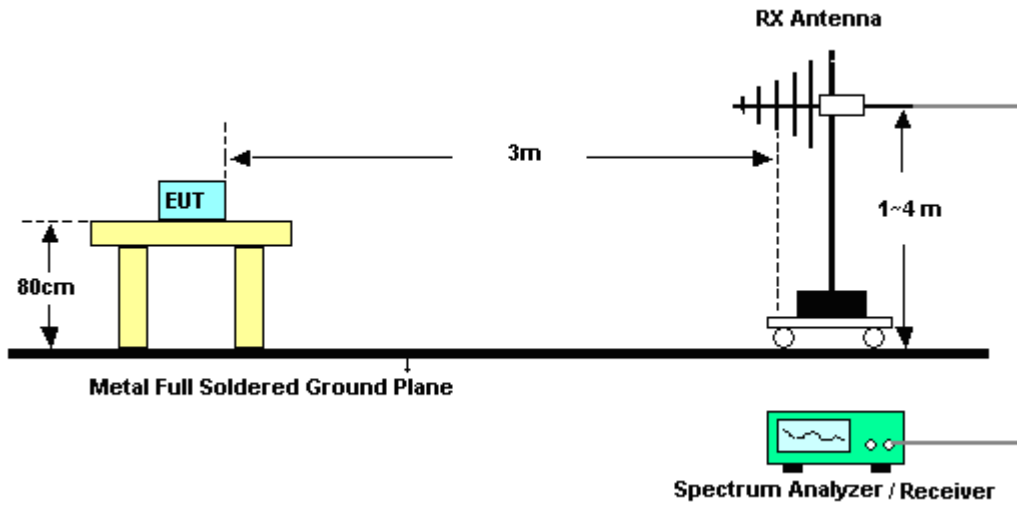
2. The EUT is placed on a turntable with 0.8 meter for frequency below 1 GHz and 1.5 meter for frequency above 1 GHz respectively above ground.
3. The EUT is set 3 meters away from the receiving antenna which is mounted on the top of a variable height antenna tower.
4. The antenna is a broadband antenna and its height is adjusted between one meter and four meters above ground to find the maximum value of the field strength for both horizontal polarization and vertical polarization of the antenna.
5. For each suspected emission, the EUT is arranged to its worst case and then adjust the antenna tower (from 1 m to 4 m) and turntable (from 0 degree to 360 degrees) to find the maximum reading.
6. Radiated testing below 1 GHz is performed by adjusting the antenna tower from 1 m to 4 m and by rotating the turn table from 0 degree to 360 degrees to find the peak maximum hold reading. When there is no suspected emission found and the emission level is with at least 6 dB margin against QP limit line, the position is marked as “-”.
7. Radiated testing above 1 GHz is performed by adjusting the antenna tower from 1 m to 4 m and by rotating the turn table from 0 degree to 360 degrees to find the peak maximum hold reading for scanning all frequencies. When there is no suspected emission found and the harmonic emission level is with at least 6 dB margin against average limit line, the position is marked as “-”.

3.4.4 Test Setup

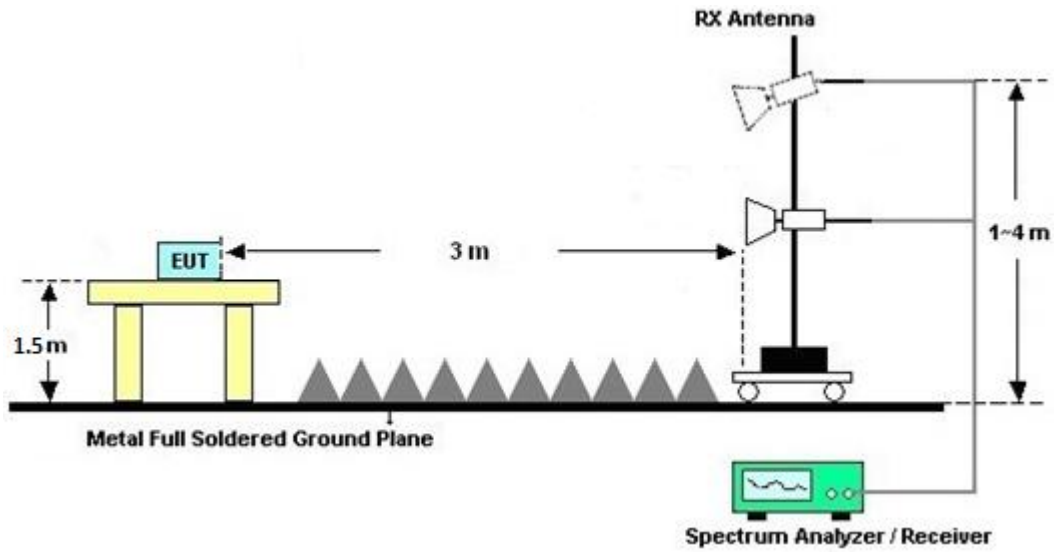
For radiated emissions below 30MHz



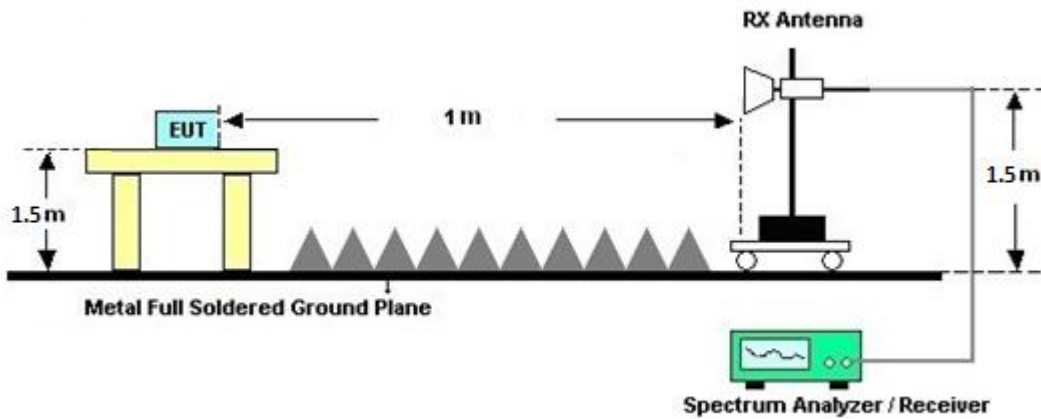
For radiated emissions from 30MHz to 1GHz



For radiated test from 1GHz to 18GHz



For radiated test above 18GHz



3.4.5 Test Results of Radiated Spurious Emissions (9 kHz ~ 30 MHz)

The low frequency, which starts from 9 kHz to 30 MHz, is pre-scanned and the result which is 20 dB lower than the limit line is not reported.

There is adequate comparison measurement of both open-field test site and alternative test site - semi-Anechoic chamber according to 414788 D01 Radiated Test Site v01r01, and the result came out very similar.

3.4.6 Test Result of Radiated Spurious at Band Edges

Please refer to Appendix C.

3.4.7 Duty Cycle

Please refer to Appendix D.

3.4.8 Test Result of Radiated Spurious Emissions (30MHz ~ 10th Harmonic)

Please refer to Appendix C.



3.5 AC Conducted Emission Measurement

3.5.1 Limit of AC Conducted Emission

For equipment that is designed to be connected to the public utility (AC) power line, the radio frequency voltage that is conducted back onto the AC power line on any frequency or frequencies within the band 150 kHz to 30 MHz shall not exceed the limits in the following table.

Frequency of emission (MHz)	Conducted limit (dB μ V)	
	Quasi-peak	Average
0.15-0.5	66 to 56*	56 to 46*
0.5-5	56	46
5-30	60	50

*Decreases with the logarithm of the frequency.

3.5.2 Measuring Instruments

Please refer to the measuring equipment list in this test report.

3.5.3 Test Procedures

1. The EUT is placed 0.4 meter away from the conducting wall of the shielding room, and is kept at least 80 centimeters from any other grounded conducting surface.
2. Connect EUT to the power mains through a line impedance stabilization network (LISN).
3. All the support units are connecting to the other LISN.
4. The LISN provides 50 ohm coupling impedance for the measuring instrument.
5. The FCC states that a 50 ohm, 50 microhenry LISN shall be used.
6. Both Line and Neutral shall be tested in order to find out the maximum conducted emission.
7. The frequency range from 150 kHz to 30 MHz is scanned.
8. Set the test-receiver system to Peak Detect Function and specified bandwidth with Maximum Hold Mode.

3.5.4 Test Setup



3.5.5 Test Result of AC Conducted Emission

Please refer to Appendix B.



3.6 Antenna Requirements

3.6.1 Standard Applicable

An intentional radiator shall be designed to ensure that no antenna other than that furnished by the responsible party shall be used with the device. The use of a permanently attached antenna or of an antenna that uses a unique coupling to the intentional radiator shall be considered sufficient to comply with the provisions of this section. The manufacturer may design the unit so that a broken antenna can be replaced by the user, but the use of a standard antenna jack or electrical connector is prohibited. This requirement does not apply to carrier current devices or to devices operated under the provisions of § 15.211, 15.213, 15.217, 15.219, 15.221, or § 15.236. Further, this requirement does not apply to intentional radiators that must be professionally installed, such as perimeter protection systems and some field disturbance sensors, or to other intentional radiators which, in accordance with § 15.31(d), must be measured at the installation site. However, the installer shall be responsible for ensuring that the proper antenna is employed so that the limits in this part are not exceeded.

3.6.2 Antenna Anti-Replacement Construction

Antenna permanently attached.



4 List of Measuring Equipment

Instrument	Brand Name	Model No.	Serial No.	Characteristics	Calibration Date	Test Date	Due Date	Remark
EMI Test Receiver	Keysight	N9038B	MY62210111	N/A	Sep. 03, 2024	Oct. 07, 2024~ Oct. 13, 2024	Sep. 02, 2025	Radiation (03CH20-HY)
Loop Antenna	Rohde & Schwarz	HFH2-Z2	100488	9 kHz~30 MHz	Aug. 29, 2024	Oct. 07, 2024~ Oct. 13, 2024	Aug. 28, 2025	Radiation (03CH20-HY)
Preamplifier	EMEC	EM18G40G	060801	18GHz~40GHz	May 27, 2024	Oct. 07, 2024~ Oct. 13, 2024	May 26, 2025	Radiation (03CH20-HY)
Controller	ChainTek	3000-1	N/A	Control Turn table & Ant Mast	N/A	Oct. 07, 2024~ Oct. 13, 2024	N/A	Radiation (03CH20-HY)
Antenna Mast	ChainTek	MBS-520-1	N/A	1m~4m	N/A	Oct. 07, 2024~ Oct. 13, 2024	N/A	Radiation (03CH20-HY)
Turn Table	ChainTek	T-200-S-1	N/A	0~360 Degree	N/A	Oct. 07, 2024~ Oct. 13, 2024	N/A	Radiation (03CH20-HY)
Signal Analyzer	Keysight	N9010B	MY60240520	N/A	Dec. 12, 2023	Oct. 07, 2024~ Oct. 13, 2024	Dec. 11, 2024	Radiation (03CH20-HY)
Bilog Antenna	TESEQ	CBL 6111D&00802 N1D01N-06	55606 & 08	30MHz~1GHz	Oct. 20, 2023	Oct. 07, 2024~ Oct. 13, 2024	Oct. 19, 2024	Radiation (03CH20-HY)
Horn Antenna	SCHWARZBECK	BBHA 9120 D	02360	1GHz-18GHz	Oct. 30, 2023	Oct. 07, 2024~ Oct. 13, 2024	Oct. 29, 2024	Radiation (03CH20-HY)
SHF-EHF Horn Antenna	SCHWARZBECK	BBHA 9170	1223	18GHz-40GHz	Jun. 24, 2024	Oct. 07, 2024~ Oct. 13, 2024	Jun. 23, 2025	Radiation (03CH20-HY)
Preamplifier	COM-POWER	PAM-103	18020201	1MHz-1000MHz	Jan. 01, 2024	Oct. 07, 2024~ Oct. 13, 2024	Dec. 31, 2024	Radiation (03CH20-HY)
Amplifier	EMCI	EMC118A45SE	980792	N/A	Nov. 13, 2023	Oct. 07, 2024~ Oct. 13, 2024	Nov. 12, 2024	Radiation (03CH20-HY)
RF Cable	HUBER + SUHNER	SUCOFLEX 102	519229/2,804 015/2,804027 /2	N/A	Jan. 17, 2024	Oct. 07, 2024~ Oct. 13, 2024	Jan. 16, 2025	Radiation (03CH20-HY)
Hygrometer	TECEPEL	DTM-303A	TP211382	N/A	Mar. 27, 2024	Oct. 07, 2024~ Oct. 13, 2024	Mar. 26, 2025	Radiation (03CH20-HY)
Software	Audix	N/A	RK-002156	N/A	N/A	Oct. 07, 2024~ Oct. 13, 2024	N/A	Radiation (03CH20-HY)
Hygrometer	TECEPEL	DTM-303A	TP201996	N/A	Nov. 07, 2023	Oct. 03, 2024~ Oct. 16, 2024	Nov. 06, 2024	Conducted (TH05-HY)
Power Sensor	DARE	RPR3006W	15I00041SNO 10 (NO:248)	10MHz~6GHz	Jan. 10, 2024	Oct. 03, 2024~ Oct. 16, 2024	Jan. 09, 2025	Conducted (TH05-HY)
Signal Analyzer	Rohde & Schwarz	FSV40	101566	10Hz~40GHz	Aug. 23, 2024	Oct. 03, 2024~ Oct. 16, 2024	Aug. 22, 2025	Conducted (TH05-HY)
Switch Control Mainframe	Burgeon	ETF-058	EC1300484 (BOX3)	N/A	May 20, 2024	Oct. 03, 2024~ Oct. 16, 2024	May 19, 2025	Conducted (TH05-HY)
Software	Sporton	BTWIFI_Final_version_240920	N/A	Conducted Other Test Item	N/A	Oct. 03, 2024~ Oct. 16, 2024	N/A	Conducted (TH05-HY)
AC Power Source	ACPOWER	AFC-11003G	F317040033	N/A	N/A	Sep. 27, 2024	N/A	Conduction (CO07-HY)
Software	Rohde & Schwarz	EMC32 V10.30	N/A	N/A	N/A	Sep. 27, 2024	N/A	Conduction (CO07-HY)
Pulse Limiter	SCHWARZBECK	VTSD 9561-F N	9561-F N00373	9kHz-200MHz	Oct. 20, 2023	Sep. 27, 2024	Oct. 19, 2024	Conduction (CO07-HY)
RF Cable	HUBER + SUHNER	RG 214/U	1358175	9kHz~30MHz	Mar. 14, 2024	Sep. 27, 2024	Mar. 13, 2025	Conduction (CO07-HY)
Two-Line V-Network	TESEQ	NNB 51	45051	N/A	Mar. 10, 2024	Sep. 27, 2024	Mar. 09, 2025	Conduction (CO07-HY)
Four-Line V-Network	TESEQ	NNB 52	36122	N/A	Mar. 07, 2024	Sep. 27, 2024	Mar. 06, 2025	Conduction (CO07-HY)
EMI Test Receiver	Rohde & Schwarz	ESCI7	100724	9kHz~7GHz	Feb. 20, 2024	Sep. 27, 2024	Feb. 19, 2025	Conduction (CO07-HY)



5 Measurement Uncertainty

Uncertainty of Conducted Emission Measurement (150kHz ~ 30MHz)

Measuring Uncertainty for a Level of Confidence of 95% ($U = 2Uc(y)$)	3.44 dB
---	---------

Uncertainty of Radiated Emission Measurement (30 MHz ~ 1000 MHz)

Measuring Uncertainty for a Level of Confidence of 95% ($U = 2Uc(y)$)	6.40 dB
---	---------

Uncertainty of Radiated Emission Measurement (1000 MHz ~ 6000 MHz)

Measuring Uncertainty for a Level of Confidence of 95% ($U = 2Uc(y)$)	4.50 dB
---	---------

Uncertainty of Radiated Emission Measurement (6000 MHz ~ 18000 MHz)

Measuring Uncertainty for a Level of Confidence of 95% ($U = 2Uc(y)$)	4.60 dB
---	---------

Uncertainty of Radiated Emission Measurement (18000 MHz ~ 40000 MHz)

Measuring Uncertainty for a Level of Confidence of 95% ($U = 2Uc(y)$)	5.40 dB
---	---------

Appendix A. Test Result of Conducted Test Items

Test Engineer:	Mina Liu	Temperature:	21~25	°C
Test Date:	2024/10/03 ~ 2024/10/16	Relative Humidity:	51~54	%

TEST RESULTS DATA
26dB and 99% OBW

U-NII-1 single antenna													
Mod.	Data Rate	N _{TX}	CH.	Freq. (MHz)	99% Bandwidth (MHz)		26 dB Bandwidth (MHz)		IC 99% Bandwidth Power Limit (dBm)		IC 99% Bandwidth EIRP Limit (dBm)		Note
					Ant 1	Ant 2	Ant 1	Ant 2	Ant 1	Ant 2	Ant 1	Ant 2	
11a	6Mbps	1	36	5180	16.66	-	20.14	-	-	-	22.22	-	-
11a	6Mbps	1	44	5220	16.69	-	20.11	-	-	-	22.23	-	-
11a	6Mbps	1	48	5240	16.69	-	20.25	-	-	-	22.23	-	-
HT20	MCS0	1	36	5180	17.70	-	20.48	-	-	-	22.48	-	-
HT20	MCS0	1	44	5220	17.69	-	20.48	-	-	-	22.48	-	-
HT20	MCS0	1	48	5240	17.71	-	20.57	-	-	-	22.48	-	-
HT40	MCS0	1	38	5190	36.42	-	41.74	-	-	-	23.01	-	-
HT40	MCS0	1	46	5230	36.36	-	41.39	-	-	-	23.01	-	-
VHT80	MCS0	1	42	5210	75.20	-	81.28	-	-	-	23.01	-	-

TEST RESULTS DATA
Average Power Table

FCC U-NII-1 single antenna												
Mod.	Data Rate	N _{TX}	CH.	Freq. (MHz)	Average Conducted Power (dBm)			FCC Conducted Power Limit (dBm)		DG (dBi)		Pass/Fail
					Ant 1	Ant 2	SUM	Ant 1	Ant 2	Ant 1	Ant 2	
11a	6Mbps	1	36	5180	10.10	-	-	24.00	-	1.31	-	Pass
11a	6Mbps	1	44	5220	10.10	-		24.00	-	1.31	-	Pass
11a	6Mbps	1	48	5240	10.60	-		24.00	-	1.31	-	Pass
HT20	MCS0	1	36	5180	10.10	-		24.00	-	1.31	-	Pass
HT20	MCS0	1	44	5220	10.40	-		24.00	-	1.31	-	Pass
HT20	MCS0	1	48	5240	10.30	-		24.00	-	1.31	-	Pass
HT40	MCS0	1	38	5190	10.60	-		24.00	-	1.31	-	Pass
HT40	MCS0	1	46	5230	10.60	-		24.00	-	1.31	-	Pass
VHT20	MCS0	1	36	5180	10.00	-		24.00	-	1.31	-	Pass
VHT20	MCS0	1	44	5220	10.30	-		24.00	-	1.31	-	Pass
VHT20	MCS0	1	48	5240	10.20	-		24.00	-	1.31	-	Pass
VHT40	MCS0	1	38	5190	10.50	-		24.00	-	1.31	-	Pass
VHT40	MCS0	1	46	5230	10.50	-		24.00	-	1.31	-	Pass
VHT80	MCS0	1	42	5210	10.10	-		24.00	-	1.31	-	Pass

TEST RESULTS DATA
Power Spectral Density

FCC U-NII-1 single antenna														
Mod.	Data Rate	N _{rx}	CH.	Freq. (MHz)	Duty Factor (dB)		Average Power Density with Duty Factor (dBm/MHz)			Average PSD Limit (dBm/MHz)		DG (dBi)		Pass /Fail
					Ant 1	Ant 2	Ant 1	Ant 2	SUM	Ant 1	Ant 2	Ant 1	Ant 2	
11a	6Mbps	1	36	5180	0.10	-	-0.59	-	-	11.00	-	1.31	-	Pass
11a	6Mbps	1	44	5220	0.10	-	-0.44	-	-	11.00	-	1.31	-	Pass
11a	6Mbps	1	48	5240	0.10	-	0.25	-	-	11.00	-	1.31	-	Pass
HT20	MCS0	1	36	5180	0.13	-	-0.81	-	-	11.00	-	1.31	-	Pass
HT20	MCS0	1	44	5220	0.13	-	-0.21	-	-	11.00	-	1.31	-	Pass
HT20	MCS0	1	48	5240	0.13	-	-0.81	-	-	11.00	-	1.31	-	Pass
HT40	MCS0	1	38	5190	0.23	-	-3.29	-	-	11.00	-	1.31	-	Pass
HT40	MCS0	1	46	5230	0.23	-	-3.16	-	-	11.00	-	1.31	-	Pass
VHT80	MCS0	1	42	5210	0.43	-	-6.68	-	-	11.00	-	1.31	-	Pass

TEST RESULTS DATA
26dB and 99% OBW

U-NII-2A single antenna															
Mod.	Data Rate	N _{TX}	CH.	Freq. (MHz)	99% Bandwidth (MHz)		26 dB Bandwidth (MHz)		IC 99% Bandwidth Power Limit (dBm)		IC 99% Bandwidth EIRP Limit (dBm)		FCC 26dB Bandwidth Power Limit (dBm)		Note
					Ant 1	Ant 2	Ant 1	Ant 2	Ant 1	Ant 2	Ant 1	Ant 2	Ant 1	Ant 2	
11a	6Mbps	1	52	5260	16.68	-	20.13	-	23.22	-	29.22	-	23.98	-	-
11a	6Mbps	1	60	5300	16.68	-	20.07	-	23.22	-	29.22	-	23.98	-	
11a	6Mbps	1	64	5320	16.70	-	20.22	-	23.23	-	29.23	-	23.98	-	
HT20	MCS0	1	52	5260	17.69	-	20.53	-	23.48	-	29.48	-	23.98	-	
HT20	MCS0	1	60	5300	17.70	-	20.47	-	23.48	-	29.48	-	23.98	-	
HT20	MCS0	1	64	5320	17.71	-	20.52	-	23.48	-	29.48	-	23.98	-	
HT40	MCS0	1	54	5270	36.38	-	41.41	-	23.98	-	30.00	-	23.98	-	
HT40	MCS0	1	62	5310	36.42	-	41.57	-	23.98	-	30.00	-	23.98	-	
VHT80	MCS0	1	58	5290	75.16	-	80.93	-	23.98	-	30.00	-	23.98	-	

TEST RESULTS DATA
Average Power Table

FCC U-NII-2A single antenna													
Mod.	Data Rate	N _{TX}	CH.	Freq. (MHz)	Average Conducted Power (dBm)			FCC Conducted Power Limit (dBm)		DG (dBi)		EIRP Power Limit (dBm)	Pass/Fail
					Ant 1	Ant 2	SUM	Ant 1	Ant 2	Ant 1	Ant 2		
11a	6Mbps	1	52	5260	10.40	-	-	23.98	-	0.89	-	26.99	Pass
11a	6Mbps	1	60	5300	10.60	-		23.98	-	0.89	-	26.99	Pass
11a	6Mbps	1	64	5320	10.50	-		23.98	-	0.89	-	26.99	Pass
HT20	MCS0	1	52	5260	10.20	-		23.98	-	0.89	-	26.99	Pass
HT20	MCS0	1	60	5300	10.30	-		23.98	-	0.89	-	26.99	Pass
HT20	MCS0	1	64	5320	10.30	-		23.98	-	0.89	-	26.99	Pass
HT40	MCS0	1	54	5270	10.20	-		23.98	-	0.89	-	26.99	Pass
HT40	MCS0	1	62	5310	10.10	-		23.98	-	0.89	-	26.99	Pass
VHT20	MCS0	1	52	5260	10.10	-		23.98	-	0.89	-	26.99	Pass
VHT20	MCS0	1	60	5300	10.20	-		23.98	-	0.89	-	26.99	Pass
VHT20	MCS0	1	64	5320	10.20	-		23.98	-	0.89	-	26.99	Pass
VHT40	MCS0	1	54	5270	10.10	-		23.98	-	0.89	-	26.99	Pass
VHT40	MCS0	1	62	5310	10.00	-		23.98	-	0.89	-	26.99	Pass
VHT80	MCS0	1	58	5290	10.60	-		23.98	-	0.89	-	26.99	Pass

TEST RESULTS DATA
Power Spectral Density

U-NII-2A single antenna															
Mod.	Data Rate	N _{rx}	CH.	Freq. (MHz)	Duty Factor (dB)		Average Power Density with Duty Factor (dBm/MHz)			Average PSD Limit (dBm/MHz)		DG (dBi)		Pass /Fail	
					Ant 1	Ant 2	Ant 1	Ant 2	SUM	Ant 1	Ant 2	Ant 1	Ant 2		
11a	6Mbps	1	52	5260	0.10	-	-0.02	-	-	11.00	-	0.89	-	-	Pass
11a	6Mbps	1	60	5300	0.10	-	-0.18	-		11.00	-	0.89	-		Pass
11a	6Mbps	1	64	5320	0.10	-	0.04	-		11.00	-	0.89	-		Pass
HT20	MCS0	1	52	5260	0.13	-	-0.70	-		11.00	-	0.89	-		Pass
HT20	MCS0	1	60	5300	0.13	-	-0.88	-		11.00	-	0.89	-		Pass
HT20	MCS0	1	64	5320	0.13	-	-0.62	-		11.00	-	0.89	-		Pass
HT40	MCS0	1	54	5270	0.23	-	-3.92	-		11.00	-	0.89	-		Pass
HT40	MCS0	1	62	5310	0.23	-	-3.75	-		11.00	-	0.89	-		Pass
VHT80	MCS0	1	58	5290	0.43	-	-6.58	-	11.00	-	0.89	-	Pass		

TEST RESULTS DATA
26dB and 99% OBW

U-NII-2C single antenna																
Mod.	Data Rate	N _{rx}	CH.	Freq. (MHz)	99% Bandwidth In U-NII 2C (MHz)		26 dB Bandwidth In U-NII 2C (MHz)		IC 99% Bandwidth Power Limit (dBm)		IC 99% Bandwidth EIRP Limit (dBm)		FCC 26dB Bandwidth Power Limit (dBm)		6 dB Bandwidth for Straddle Channel (MHz)	
					Ant 1	Ant 2	Ant 1	Ant 2	Ant 1	Ant 2	Ant 1	Ant 2	Ant 1	Ant 2	Ant 1	Ant 2
11a	6Mbps	1	100	5500	16.76	-	20.20	-	23.24	-	29.24	-	23.98	-	----	----
11a	6Mbps	1	116	5580	16.75	-	19.98	-	23.24	-	29.24	-	23.98	-	----	----
11a	6Mbps	1	140	5700	16.77	-	20.04	-	23.24	-	29.24	-	23.98	-	----	----
HT20	MCS0	1	100	5500	17.76	-	20.63	-	23.50	-	29.50	-	23.98	-	----	----
HT20	MCS0	1	116	5580	17.78	-	20.44	-	23.50	-	29.50	-	23.98	-	----	----
HT20	MCS0	1	140	5700	17.78	-	20.46	-	23.50	-	29.50	-	23.98	-	----	----
HT40	MCS0	1	102	5510	36.51	-	41.82	-	23.98	-	30.00	-	23.98	-	----	----
HT40	MCS0	1	110	5550	36.53	-	41.55	-	23.98	-	30.00	-	23.98	-	----	----
HT40	MCS0	1	134	5670	36.68	-	41.79	-	23.98	-	30.00	-	23.98	-	----	----
VHT80	MCS0	1	106	5530	75.29	-	81.22	-	23.98	-	30.00	-	23.98	-	----	----

TEST RESULTS DATA
Average Power Table

FCC U-NII-2C single antenna													
Mod.	Data Rate	N _{TX}	CH.	Freq. (MHz)	Average Conducted Power (dBm)			FCC Conducted Power Limit (dBm)		DG (dBi)		EIRP Power Limit (dBm)	Pass/Fail
					Ant 1	Ant 2	SUM	Ant 1	Ant 2	Ant 1	Ant 2		
11a	6Mbps	1	100	5500	6.40	-	-	23.98	-	1.58	-	26.99	Pass
11a	6Mbps	1	116	5580	6.50	-		23.98	-	1.58	-	26.99	Pass
11a	6Mbps	1	140	5700	6.60	-		23.98	-	1.58	-	26.99	Pass
HT20	MCS0	1	100	5500	6.60	-		23.98	-	1.58	-	26.99	Pass
HT20	MCS0	1	116	5580	6.40	-		23.98	-	1.58	-	26.99	Pass
HT20	MCS0	1	140	5700	6.30	-		23.98	-	1.58	-	26.99	Pass
HT40	MCS0	1	102	5510	6.70	-		23.98	-	1.58	-	26.99	Pass
HT40	MCS0	1	110	5550	6.60	-		23.98	-	1.58	-	26.99	Pass
HT40	MCS0	1	134	5670	6.50	-		23.98	-	1.58	-	26.99	Pass
VHT20	MCS0	1	100	5500	6.50	-		23.98	-	1.58	-	26.99	Pass
VHT20	MCS0	1	116	5580	6.30	-		23.98	-	1.58	-	26.99	Pass
VHT20	MCS0	1	140	5700	6.20	-		23.98	-	1.58	-	26.99	Pass
VHT40	MCS0	1	102	5510	6.60	-		23.98	-	1.58	-	26.99	Pass
VHT40	MCS0	1	110	5550	6.50	-		23.98	-	1.58	-	26.99	Pass
VHT40	MCS0	1	134	5670	6.40	-		23.98	-	1.58	-	26.99	Pass
VHT80	MCS0	1	106	5530	6.50	-		23.98	-	1.58	-	26.99	Pass

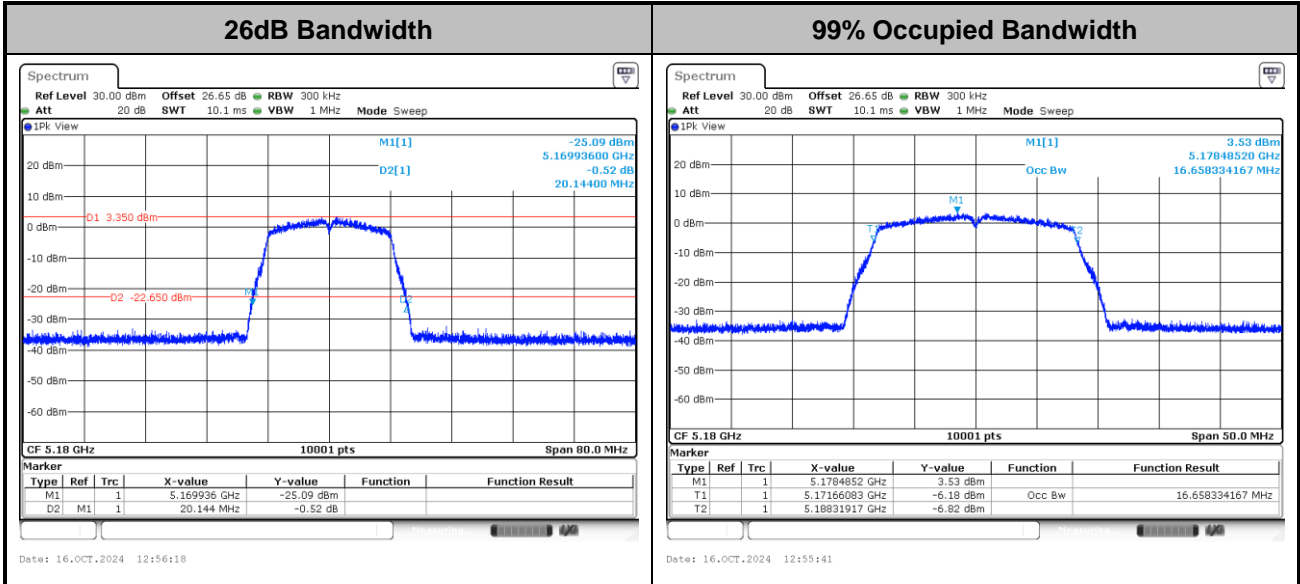
TEST RESULTS DATA
Power Spectral Density

U-NII-2C single antenna														
Mod.	Data Rate	N _{TX}	CH.	Freq. (MHz)	Duty Factor (dB)		Average Power Density with Duty Factor (dBm/MHz)			Average PSD Limit (dBm/MHz)		DG (dBi)		Pass /Fail
					Ant 1	Ant 2	Ant 1	Ant 2	SUM	Ant 1	Ant 2	Ant 1	Ant 2	
11a	6Mbps	1	100	5500	0.10	-	-3.81	-	-	11.00	-	1.58	-	Pass
11a	6Mbps	1	116	5580	0.10	-	-3.97	-	-	11.00	-	1.58	-	Pass
11a	6Mbps	1	140	5700	0.10	-	-3.85	-	-	11.00	-	1.58	-	Pass
HT20	MCS0	1	100	5500	0.13	-	-4.00	-	-	11.00	-	1.58	-	Pass
HT20	MCS0	1	116	5580	0.13	-	-4.21	-	-	11.00	-	1.58	-	Pass
HT20	MCS0	1	140	5700	0.13	-	-4.72	-	-	11.00	-	1.58	-	Pass
HT40	MCS0	1	102	5510	0.23	-	-7.09	-	-	11.00	-	1.58	-	Pass
HT40	MCS0	1	110	5550	0.23	-	-7.23	-	-	11.00	-	1.58	-	Pass
HT40	MCS0	1	134	5670	0.23	-	-6.77	-	-	11.00	-	1.58	-	Pass
VHT80	MCS0	1	106	5530	0.43	-	-10.38	-	-	11.00	-	1.58	-	Pass



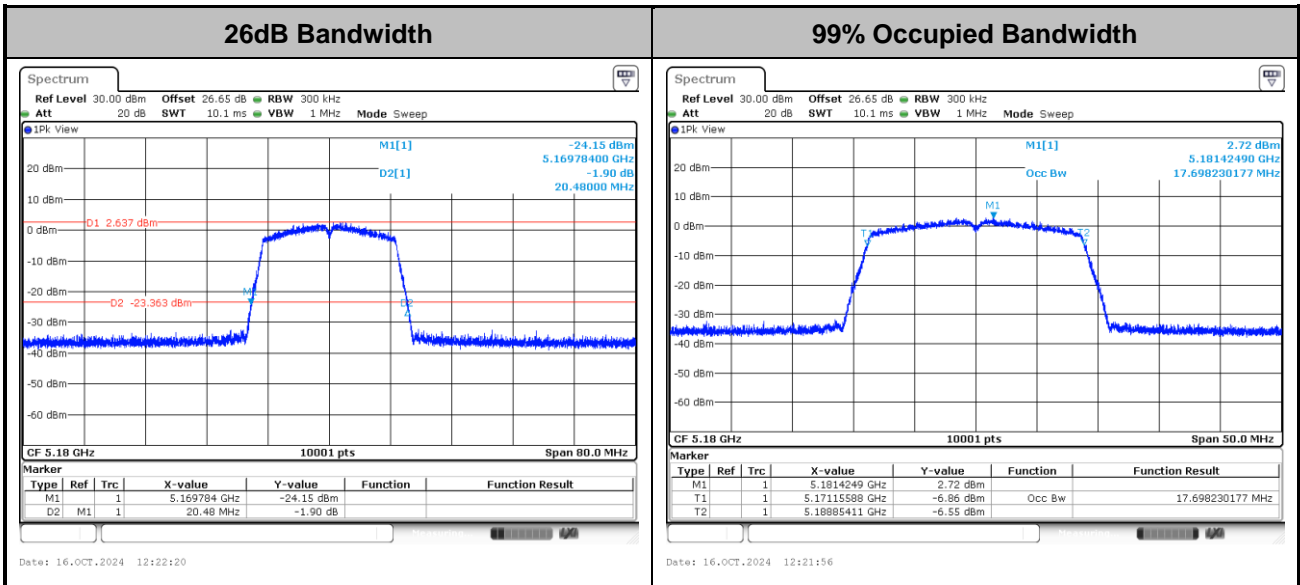
Test Result of 26dB & 99% Occupied Bandwidth

<802.11a>



Note: The occupied channel bandwidth is maintained within the band of operation for all of the modulations.

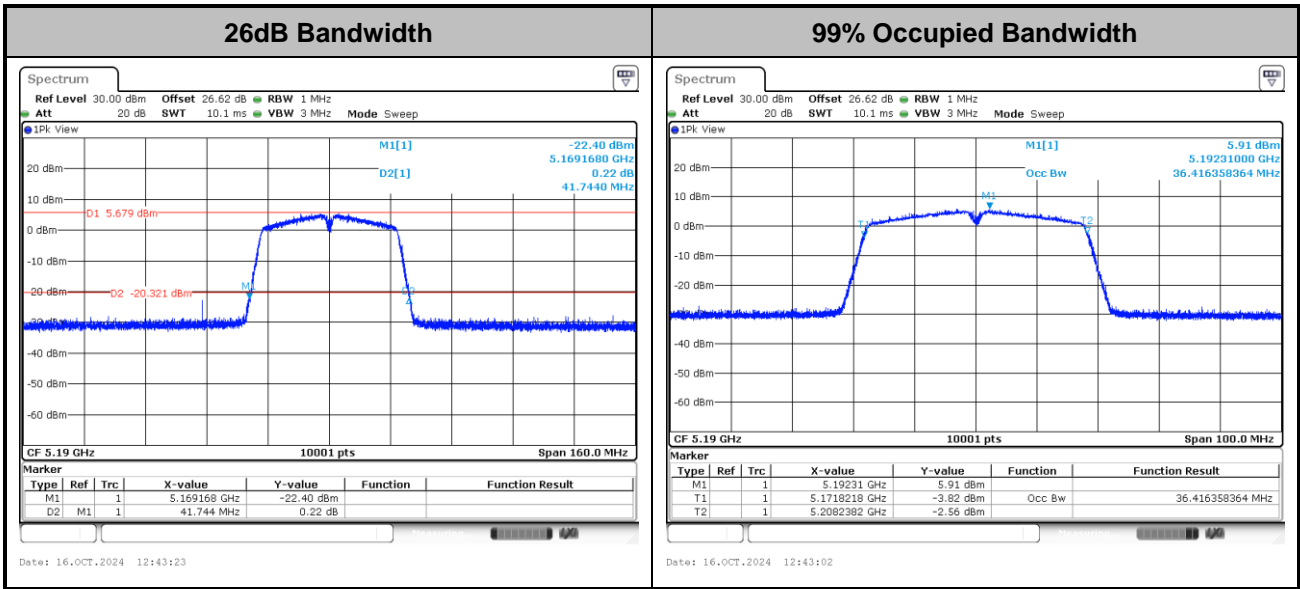
<802.11n HT20>



Note: The occupied channel bandwidth is maintained within the band of operation for all of the modulations.

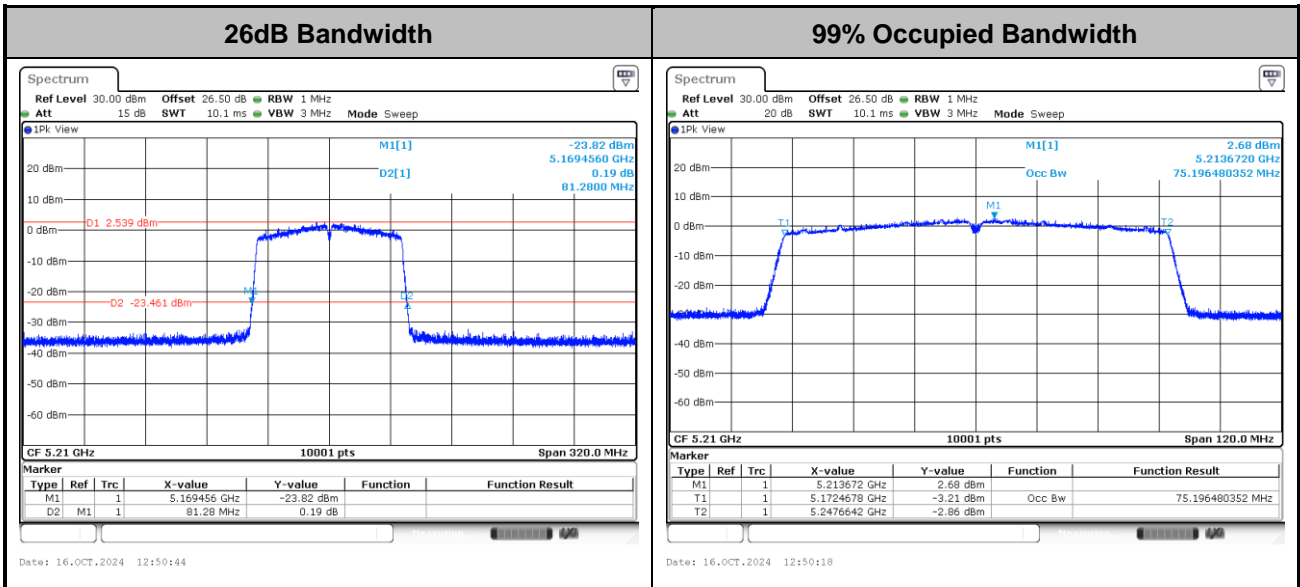


<802.11n HT40>



Note: The occupied channel bandwidth is maintained within the band of operation for all of the modulations.

<802.11ac VHT80>

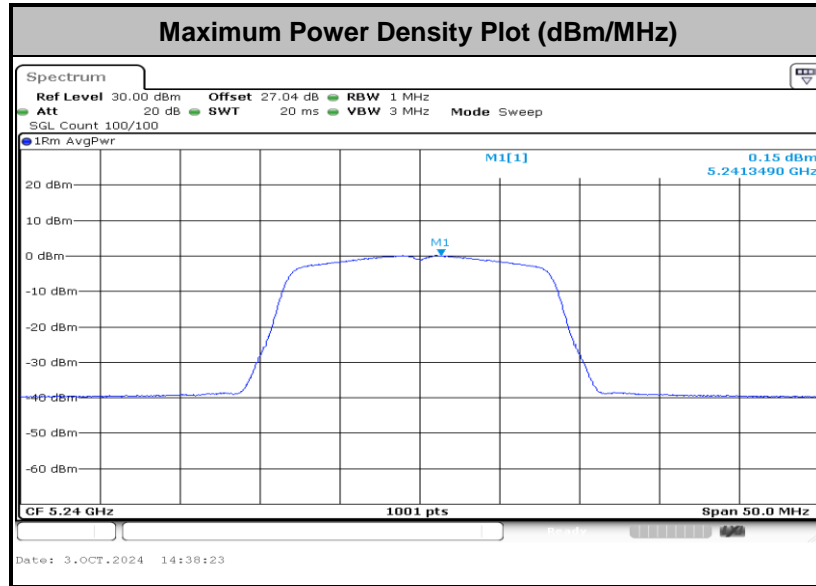


Note: The occupied channel bandwidth is maintained within the band of operation for all of the modulations.

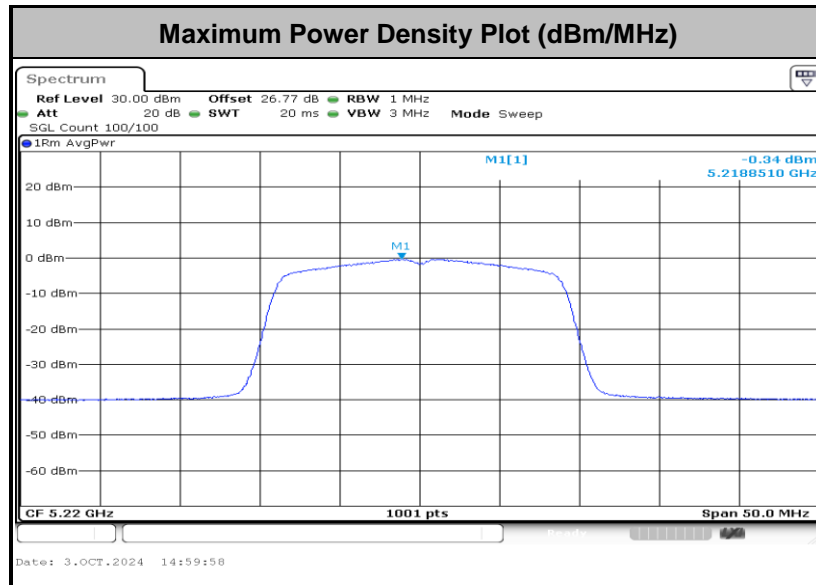


Test Result of Power Spectral Density

<802.11a>

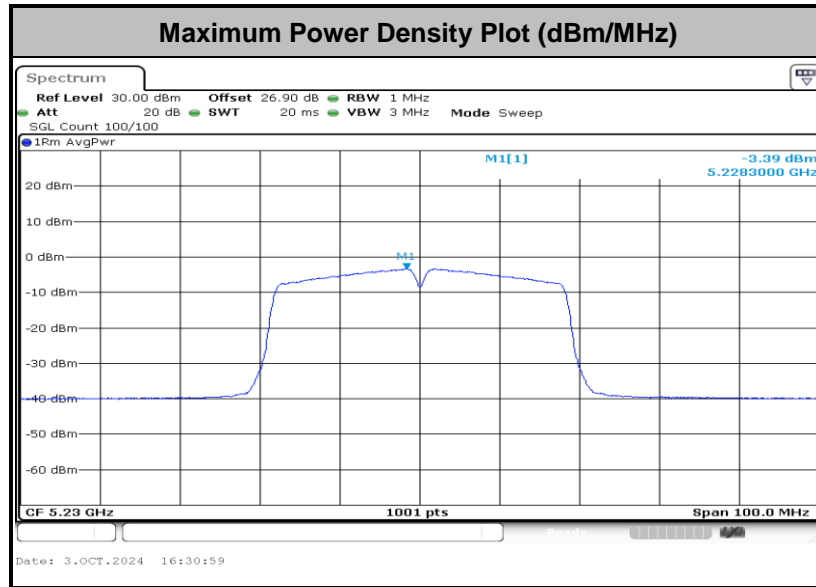


<802.11n HT20>

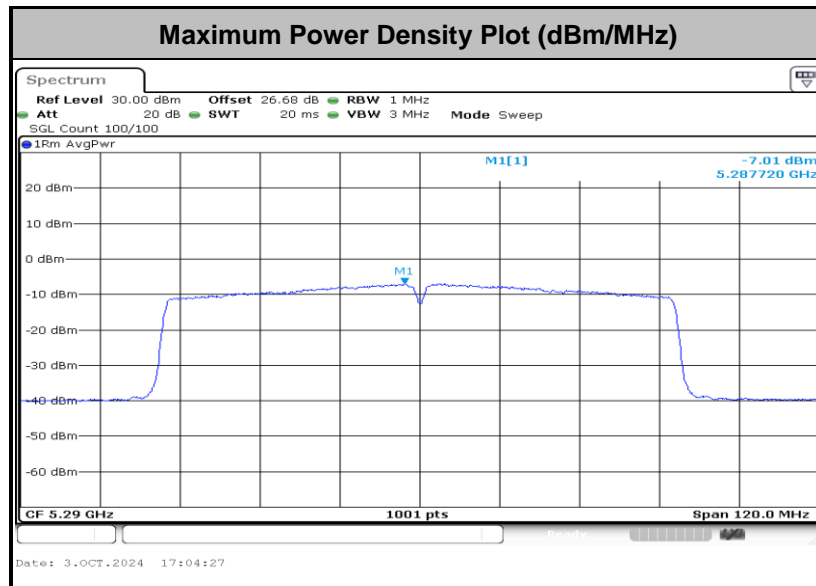




<802.11n HT40>



<802.11ac VHT80>





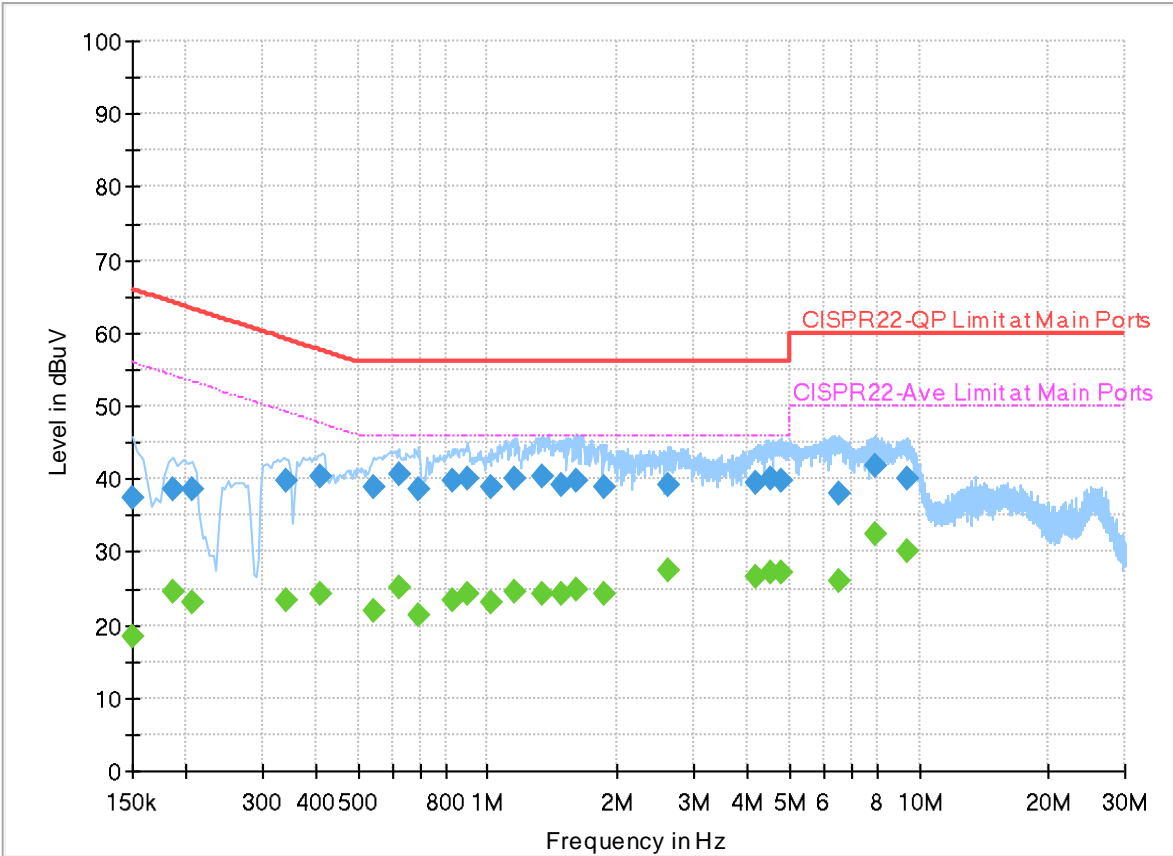
Appendix B. AC Conducted Emission Test Results

Test Engineer :	Louis Chung	Temperature :	23.6~26.8°C
		Relative Humidity :	42.3~54.7%

EUT Information

Report NO : 491901
 Test Mode : Mode 1
 Test Voltage : 120Vac/60Hz
 Phase : Line

Full Spectrum



Final_Result

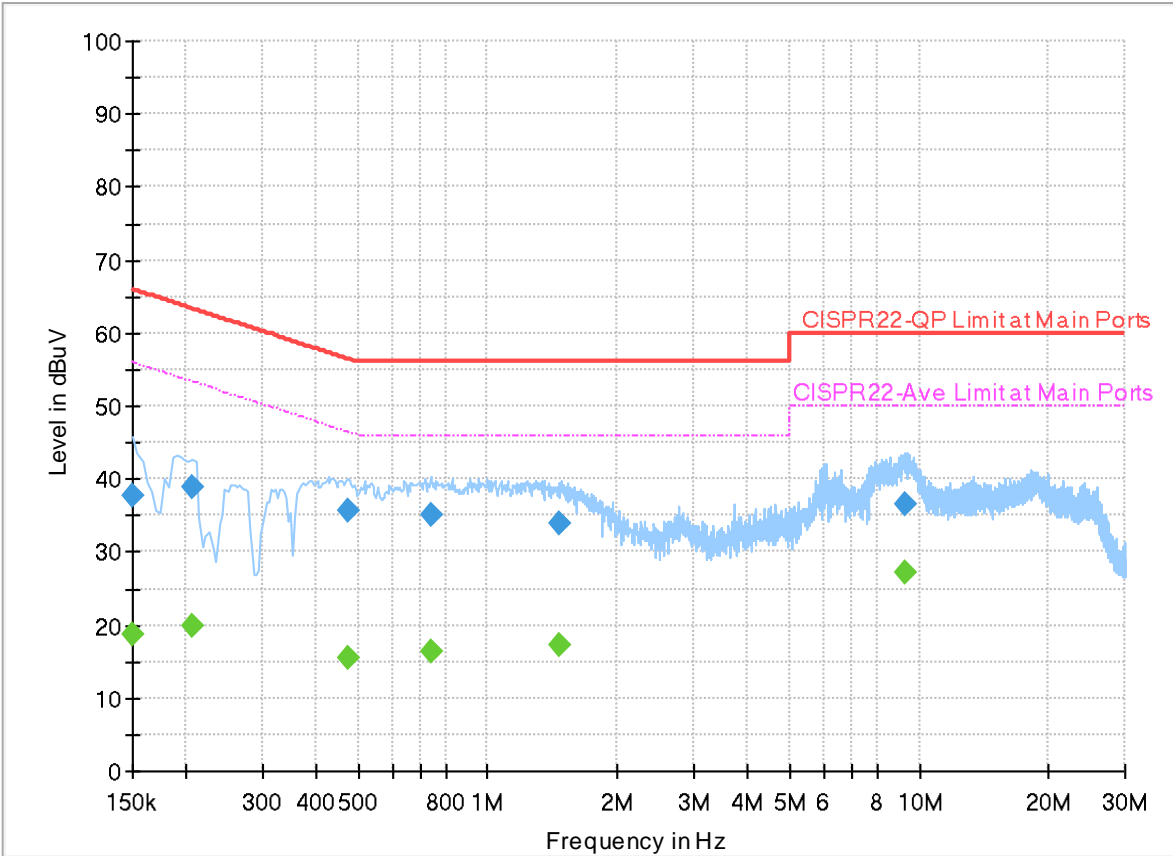
Frequency (MHz)	QuasiPeak (dBuV)	CAverage (dBuV)	Limit (dBuV)	Margin (dB)	Line	PE	Corr. (dB)
0.150000	---	18.29	56.00	37.71	L1	FLO	19.9
0.150000	37.35	---	66.00	28.65	L1	FLO	19.9
0.186000	---	24.62	54.21	29.59	L1	FLO	19.9
0.186000	38.72	---	64.21	25.49	L1	FLO	19.9
0.206000	---	23.09	53.37	30.28	L1	FLO	19.9
0.206000	38.47	---	63.37	24.90	L1	FLO	19.9
0.342000	---	23.28	49.16	25.88	L1	FLO	19.9
0.342000	39.71	---	59.16	19.45	L1	FLO	19.9
0.410000	---	24.34	47.65	23.31	L1	FLO	19.9
0.410000	40.39	---	57.65	17.26	L1	FLO	19.9
0.542000	---	21.82	46.00	24.18	L1	FLO	19.9
0.542000	38.96	---	56.00	17.04	L1	FLO	19.9
0.622000	---	25.28	46.00	20.72	L1	FLO	19.9
0.622000	40.71	---	56.00	15.29	L1	FLO	19.9
0.694000	---	21.32	46.00	24.68	L1	FLO	19.9
0.694000	38.74	---	56.00	17.26	L1	FLO	19.9
0.826000	---	23.32	46.00	22.68	L1	FLO	19.9
0.826000	39.70	---	56.00	16.30	L1	FLO	19.9
0.894000	---	24.19	46.00	21.81	L1	FLO	19.9

0.894000	40.17	---	56.00	15.83	L1	FLO	19.9
1.022000	---	23.16	46.00	22.84	L1	FLO	19.9
1.022000	39.01	---	56.00	16.99	L1	FLO	19.9
1.150000	---	24.65	46.00	21.35	L1	FLO	19.9
1.150000	39.95	---	56.00	16.05	L1	FLO	19.9
1.330000	---	24.33	46.00	21.67	L1	FLO	19.9
1.330000	40.31	---	56.00	15.69	L1	FLO	19.9
1.474000	---	24.24	46.00	21.76	L1	FLO	19.9
1.474000	39.18	---	56.00	16.82	L1	FLO	19.9
1.610000	---	24.85	46.00	21.15	L1	FLO	19.9
1.610000	39.65	---	56.00	16.35	L1	FLO	19.9
1.858000	---	24.36	46.00	21.64	L1	FLO	19.9
1.858000	38.94	---	56.00	17.06	L1	FLO	19.9
2.614000	---	27.38	46.00	18.62	L1	FLO	20.0
2.614000	39.14	---	56.00	16.86	L1	FLO	20.0
4.162000	---	26.61	46.00	19.39	L1	FLO	20.0
4.162000	39.33	---	56.00	16.67	L1	FLO	20.0
4.522000	---	27.19	46.00	18.81	L1	FLO	20.0
4.522000	40.11	---	56.00	15.89	L1	FLO	20.0
4.790000	---	27.22	46.00	18.78	L1	FLO	20.0
4.790000	39.81	---	56.00	16.19	L1	FLO	20.0
6.534000	---	25.91	50.00	24.09	L1	FLO	20.0
6.534000	38.11	---	60.00	21.89	L1	FLO	20.0
7.910000	---	32.44	50.00	17.56	L1	FLO	20.0
7.910000	41.95	---	60.00	18.05	L1	FLO	20.0
9.414000	---	29.98	50.00	20.02	L1	FLO	20.1
9.414000	39.93	---	60.00	20.07	L1	FLO	20.1

EUT Information

Report NO : 491901
 Test Mode : Mode 1
 Test Voltage : 120Vac/60Hz
 Phase : Neutral

Full Spectrum



Final_Result

Frequency (MHz)	QuasiPeak (dBuV)	CAverage (dBuV)	Limit (dBuV)	Margin (dB)	Line	PE	Corr. (dB)
0.150000	---	18.82	56.00	37.18	N	FLO	19.9
0.150000	37.81	---	66.00	28.19	N	FLO	19.9
0.206000	---	19.95	53.37	33.42	N	FLO	19.9
0.206000	39.01	---	63.37	24.36	N	FLO	19.9
0.474000	---	15.42	46.44	31.02	N	FLO	19.9
0.474000	35.67	---	56.44	20.77	N	FLO	19.9
0.738000	---	16.37	46.00	29.63	N	FLO	19.9
0.738000	35.11	---	56.00	20.89	N	FLO	19.9
1.466000	---	17.29	46.00	28.71	N	FLO	19.9
1.466000	33.85	---	56.00	22.15	N	FLO	19.9
9.230000	---	27.05	50.00	22.95	N	FLO	20.1
9.230000	36.65	---	60.00	23.35	N	FLO	20.1



Appendix C. Radiated Spurious Emission Test Data

Test Engineer :	John Chuang, David Dai and Sam Chou	Temperature :	19.8~23.4°C
		Relative Humidity :	64.9~70.5%

Note symbol

-L	Low channel location
-R	High channel location

**C1. Radiated Spurious Emission Test Modes**

Mode	Band	Band (GHz)	Antenna	Modulation	Channel	Frequency	Data Rate	RU	Remark
Mode 1	U-NII-1	5.15-5.25	1	802.11a	36	5180	6Mbps	-	-
Mode 2	U-NII-1	5.15-5.25	1	802.11a	44	5220	6Mbps	-	-
Mode 3	U-NII-1	5.15-5.25	1	802.11a	48	5240	6Mbps	-	-
Mode 4	U-NII-1	5.15-5.25	1	802.11n HT20	36	5180	MCS0	-	-
Mode 5	U-NII-1	5.15-5.25	1	802.11n HT20	44	5220	MCS0	-	-
Mode 6	U-NII-1	5.15-5.25	1	802.11n HT20	48	5240	MCS0	-	-
Mode 7	U-NII-1	5.15-5.25	1	802.11n HT40	38	5190	MCS0	-	-
Mode 8	U-NII-1	5.15-5.25	1	802.11n HT40	46	5230	MCS0	-	-
Mode 9	U-NII-1	5.15-5.25	1	802.11ac VHT80	42	5210	MCS0	-	-
Mode 10	U-NII-2A	5.25-5.35	1	802.11a	52	5260	6Mbps	-	-
Mode 11	U-NII-2A	5.25-5.35	1	802.11a	60	5300	6Mbps	-	-
Mode 12	U-NII-2A	5.25-5.35	1	802.11a	64	5320	6Mbps	-	-
Mode 13	U-NII-2A	5.25-5.35	1	802.11n HT20	52	5260	MCS0	-	-
Mode 14	U-NII-2A	5.25-5.35	1	802.11n HT20	60	5300	MCS0	-	-
Mode 15	U-NII-2A	5.25-5.35	1	802.11n HT20	64	5320	MCS0	-	-
Mode 16	U-NII-2A	5.25-5.35	1	802.11n HT40	54	5270	MCS0	-	-
Mode 17	U-NII-2A	5.25-5.35	1	802.11n HT40	62	5310	MCS0	-	-
Mode 18	U-NII-2A	5.25-5.35	1	802.11ac VHT80	58	5290	MCS0	-	-
Mode 19	U-NII-2C	5.47-5.725	1	802.11a	100	5500	6Mbps	-	-
Mode 20	U-NII-2C	5.47-5.725	1	802.11a	116	5580	6Mbps	-	-
Mode 21	U-NII-2C	5.47-5.725	1	802.11a	140	5700	6Mbps	-	-
Mode 22	U-NII-2C	5.47-5.725	1	802.11n HT20	100	5500	MCS0	-	-
Mode 23	U-NII-2C	5.47-5.725	1	802.11n HT20	116	5580	MCS0	-	-
Mode 24	U-NII-2C	5.47-5.725	1	802.11n HT20	140	5700	MCS0	-	-
Mode 25	U-NII-2C	5.47-5.725	1	802.11n HT40	102	5510	MCS0	-	-
Mode 26	U-NII-2C	5.47-5.725	1	802.11n HT40	110	5550	MCS0	-	-
Mode 27	U-NII-2C	5.47-5.725	1	802.11n HT40	134	5670	MCS0	-	-
Mode 28	U-NII-2C	5.47-5.725	1	802.11ac VHT80	106	5530	MCS0	-	-
Mode 29	U-NII-2A	5.25-5.35	1	802.11ac VHT80	58	5290	MCS0	-	LF
Mode 30	U-NII-2A	5.25-5.35	1	802.11ac VHT80	58	5290	MCS0	-	SHF



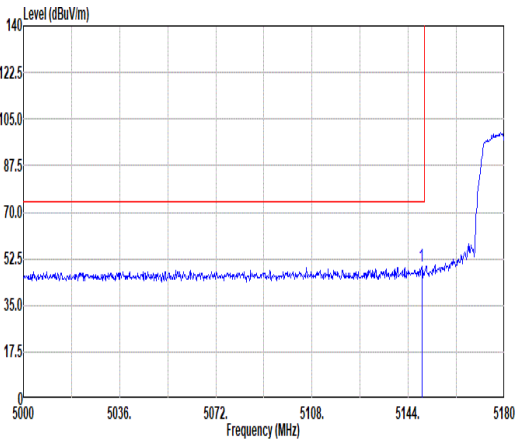
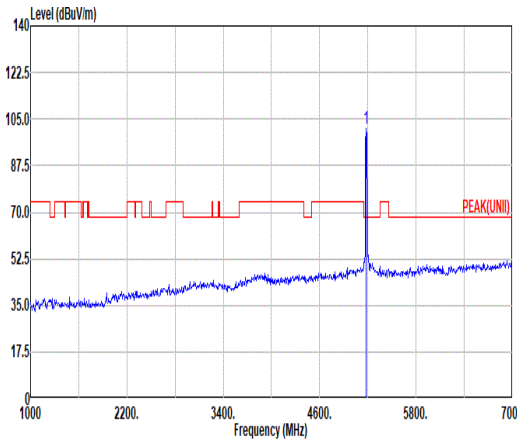
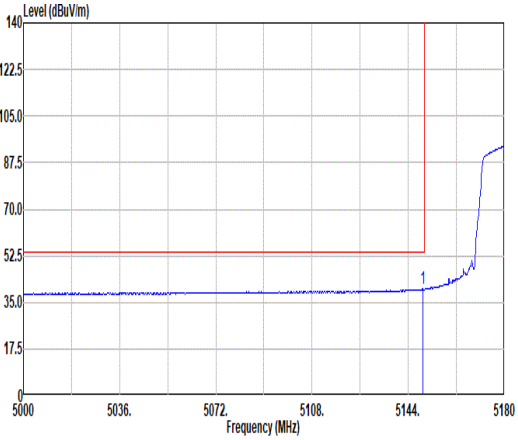
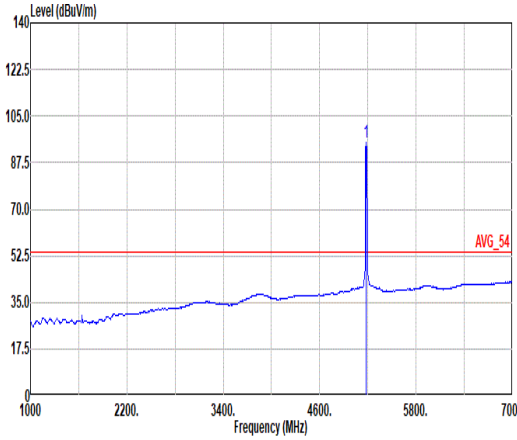
C2. Summary of each worse mode

Mode	Modulation	Ch.	Freq. (MHz)	Level (dBuV/m)	Limit (dBuV/m)	Margin (dB)	Pol.	Peak Avg.	Result	RU	Remark
1	802.11a	36	5148.50	40.46	54.00	-13.54	V	Avg.	Pass	-	Band Edge
	802.11a	36	15540.00	42.89	54.00	-11.11	V	Avg.	Pass	-	Harmonic
2	802.11a	44	5123.64	39.05	54.00	-14.95	V	Avg.	Pass	-	Band Edge
	802.11a	44	15660.00	42.83	54.00	-11.17	V	Avg.	Pass	-	Harmonic
3	802.11a	48	5112.56	38.72	54.00	-15.28	V	Avg.	Pass	-	Band Edge
	802.11a	48	15720.00	42.91	54.00	-11.09	H	Avg.	Pass	-	Harmonic
4	802.11n HT20	36	5149.58	41.25	54.00	-12.75	V	Avg.	Pass	-	Band Edge
	802.11n HT20	36	15540.00	42.78	54.00	-11.22	V	Avg.	Pass	-	Harmonic
5	802.11n HT20	44	5384.16	39.15	54.00	-14.85	H	Avg.	Pass	-	Band Edge
	802.11n HT20	44	15660.00	42.77	54.00	-11.23	V	Avg.	Pass	-	Harmonic
6	802.11n HT20	48	5353.30	39.45	54.00	-14.55	H	Avg.	Pass	-	Band Edge
	802.11n HT20	48	15720.00	42.88	54.00	-11.12	V	Avg.	Pass	-	Harmonic
7	802.11n HT40	38	5149.91	42.07	54.00	-11.93	V	Avg.	Pass	-	Band Edge
	802.11n HT40	38	-	-	-	-	-	-	-	-	Harmonic
8	802.11n HT40	46	5352.59	39.82	54.00	-14.18	H	Avg.	Pass	-	Band Edge
	802.11n HT40	46	-	-	-	-	-	-	-	-	Harmonic
9	802.11ac VHT80	42	5149.52	44.60	54.00	-9.40	V	Avg.	Pass	-	Band Edge
	802.11ac VHT80	42	-	-	-	-	-	-	-	-	Harmonic
10	802.11a	52	5101.40	38.86	54.00	-15.14	V	Avg.	Pass	-	Band Edge
	802.11a	52	15780.00	42.85	54.00	-11.15	H	Avg.	Pass	-	Harmonic
11	802.11a	60	5131.10	38.83	54.00	-15.17	V	Avg.	Pass	-	Band Edge
	802.11a	60	15900.00	43.09	54.00	-10.91	V	Avg.	Pass	-	Harmonic
12	802.11a	64	5350.10	40.75	54.00	-13.25	H	Avg.	Pass	-	Band Edge
	802.11a	64	15960.00	43.32	54.00	-10.68	V	Avg.	Pass	-	Harmonic
13	802.11n HT20	52	5350.80	40.17	54.00	-13.83	H	Avg.	Pass	-	Band Edge
	802.11n HT20	52	15780.00	42.86	54.00	-11.14	H	Avg.	Pass	-	Harmonic
14	802.11n HT20	60	5350.56	40.50	54.00	-13.50	H	Avg.	Pass	-	Band Edge
	802.11n HT20	60	15900.00	43.19	54.00	-10.81	H	Avg.	Pass	-	Harmonic
15	802.11n HT20	64	5350.52	42.91	54.00	-11.09	H	Avg.	Pass	-	Band Edge
	802.11n HT20	64	15960.00	43.23	54.00	-10.77	H	Avg.	Pass	-	Harmonic
16	802.11n HT40	54	5350.18	41.30	54.00	-12.70	H	Avg.	Pass	-	Band Edge
	802.11n HT40	54	-	-	-	-	-	-	-	-	Harmonic



Mode	Modulation	Ch.	Freq. (MHz)	Level (dBuV/m)	Limit (dBuV/m)	Margin (dB)	Pol.	Peak Avg.	Result	RU	Remark
17	802.11n HT40	62	5350.50	46.69	54.00	-7.31	H	Avg.	Pass	-	Band Edge
	802.11n HT40	62	-	-	-	-	-	-	-	-	Harmonic
18	802.11ac VHT80	58	5362.08	50.67	54.00	-3.33	H	Avg.	Pass	-	Band Edge
	802.11ac VHT80	58	-	-	-	-	-	-	-	-	Harmonic
19	802.11a	100	5458.60	38.97	54.00	-15.03	H	Avg.	Pass	-	Band Edge
	802.11a	100	11000.00	42.10	54.00	-11.90	V	Avg.	Pass	-	Harmonic
20	802.11a	116	5452.35	38.00	54.00	-16.00	H	Avg.	Pass	-	Band Edge
	802.11a	116	11160.00	42.19	54.00	-11.81	V	Avg.	Pass	-	Harmonic
21	802.11a	140	5726.33	50.56	68.20	-17.64	H	Peak	Pass	-	Band Edge
	802.11a	140	11400.00	42.42	54.00	-11.58	H	Avg.	Pass	-	Harmonic
22	802.11n HT20	100	5453.05	42.04	54.00	-11.96	H	Avg.	Pass	-	Band Edge
	802.11n HT20	100	11000.00	42.17	54.00	-11.83	V	Avg.	Pass	-	Harmonic
23	802.11n HT20	116	5458.79	39.64	54.00	-14.36	H	Avg.	Pass	-	Band Edge
	802.11n HT20	116	11160.00	42.19	54.00	-11.81	V	Avg.	Pass	-	Harmonic
24	802.11n HT20	140	5729.06	51.88	68.20	-16.32	H	Peak	Pass	-	Band Edge
	802.11n HT20	140	11400.00	42.43	54.00	-11.57	V	Avg.	Pass	-	Harmonic
25	802.11n HT40	102	5457.04	41.86	54.00	-12.14	H	Avg.	Pass	-	Band Edge
	802.11n HT40	102	-	-	-	-	-	-	-	-	Harmonic
26	802.11n HT40	110	5459.40	40.79	54.00	-13.21	H	Avg.	Pass	-	Band Edge
	802.11n HT40	110	-	-	-	-	-	-	-	-	Harmonic
27	802.11n HT40	134	5459.76	39.06	54.00	-14.94	H	Avg.	Pass	-	Band Edge
	802.11n HT40	134	-	-	-	-	-	-	-	-	Harmonic
28	802.11ac VHT80	106	5457.82	44.29	54.00	-9.71	H	Avg.	Pass	-	Band Edge
	802.11ac VHT80	106	-	-	-	-	-	-	-	-	Harmonic
29	LF	58	952.47	36.54	46.00	-9.46	V	Peak	Pass	-	LF
30	SHF	58	39483.00	44.82	54.00	-9.18	H	Avg.	Pass	-	SHF



Mode	1																																																																																			
	Band Edge																																																																																			
	U-NII-1_5.15-5.25_802.11a_CH36_5180MHz																																																																																			
ANT	1																																																																																			
Pol.	Horizontal	Fundamental																																																																																		
Peak	 <p>Site : 03CH20-HY Condition: PEAK_BE_74 3m HF_91200_02360_231030 HORIZONTAL : RBW:1000.000kHz VBW:3000.000kHz SWT:Auto</p> <table border="1"> <thead> <tr> <th>Limit</th> <th>Read</th> <th>Ant</th> <th>Cable</th> <th>Preamp</th> <th>Aux</th> <th>APos</th> <th>TPos</th> <th>Remark</th> </tr> <tr> <th>Freq</th> <th>Level</th> <th>Line Margin</th> <th>Level Factor</th> <th>Loss Factor</th> <th>Factor</th> <th></th> <th></th> <th></th> </tr> <tr> <th>MHz</th> <th>dBuV/m</th> <th>dBuV/m</th> <th>dB</th> <th>dBuV</th> <th>dB/m</th> <th>dB</th> <th>dB</th> <th>cm</th> <th>deg</th> </tr> </thead> <tbody> <tr> <td>1</td> <td>5149.04</td> <td>49.73</td> <td>74.00</td> <td>-24.27</td> <td>41.70</td> <td>32.90</td> <td>12.91</td> <td>37.78</td> <td>0.00</td> <td>108</td> <td>65</td> <td>PEAK</td> </tr> </tbody> </table>	Limit	Read	Ant	Cable	Preamp	Aux	APos	TPos	Remark	Freq	Level	Line Margin	Level Factor	Loss Factor	Factor				MHz	dBuV/m	dBuV/m	dB	dBuV	dB/m	dB	dB	cm	deg	1	5149.04	49.73	74.00	-24.27	41.70	32.90	12.91	37.78	0.00	108	65	PEAK	 <p>Site : 03CH20-HY Condition: PEAK(UNII) 3m HF_91200_02360_231030 HORIZONTAL : RBW:1000.000kHz VBW:3000.000kHz SWT:Auto</p> <table border="1"> <thead> <tr> <th>Limit</th> <th>Read</th> <th>Ant</th> <th>Cable</th> <th>Preamp</th> <th>Aux</th> <th>APos</th> <th>TPos</th> <th>Remark</th> </tr> <tr> <th>Freq</th> <th>Level</th> <th>Line Margin</th> <th>Level Factor</th> <th>Loss Factor</th> <th>Factor</th> <th></th> <th></th> <th></th> </tr> <tr> <th>MHz</th> <th>dBuV/m</th> <th>dBuV/m</th> <th>dB</th> <th>dBuV</th> <th>dB/m</th> <th>dB</th> <th>dB</th> <th>cm</th> <th>deg</th> </tr> </thead> <tbody> <tr> <td>1</td> <td>5180.00</td> <td>101.37</td> <td>-----</td> <td>-----</td> <td>93.33</td> <td>32.90</td> <td>12.94</td> <td>37.80</td> <td>0.00</td> <td>108</td> <td>65</td> <td>PEAK</td> </tr> </tbody> </table>	Limit	Read	Ant	Cable	Preamp	Aux	APos	TPos	Remark	Freq	Level	Line Margin	Level Factor	Loss Factor	Factor				MHz	dBuV/m	dBuV/m	dB	dBuV	dB/m	dB	dB	cm	deg	1	5180.00	101.37	-----	-----	93.33	32.90	12.94	37.80	0.00	108	65	PEAK
Limit	Read	Ant	Cable	Preamp	Aux	APos	TPos	Remark																																																																												
Freq	Level	Line Margin	Level Factor	Loss Factor	Factor																																																																															
MHz	dBuV/m	dBuV/m	dB	dBuV	dB/m	dB	dB	cm	deg																																																																											
1	5149.04	49.73	74.00	-24.27	41.70	32.90	12.91	37.78	0.00	108	65	PEAK																																																																								
Limit	Read	Ant	Cable	Preamp	Aux	APos	TPos	Remark																																																																												
Freq	Level	Line Margin	Level Factor	Loss Factor	Factor																																																																															
MHz	dBuV/m	dBuV/m	dB	dBuV	dB/m	dB	dB	cm	deg																																																																											
1	5180.00	101.37	-----	-----	93.33	32.90	12.94	37.80	0.00	108	65	PEAK																																																																								
Avg	 <p>Site : 03CH20-HY Condition: AVG_BE_54 3m HF_91200_02360_231030 HORIZONTAL : RBW:1000.000kHz VBW:0.750kHz SWT:Auto</p> <table border="1"> <thead> <tr> <th>Limit</th> <th>Read</th> <th>Ant</th> <th>Cable</th> <th>Preamp</th> <th>Aux</th> <th>APos</th> <th>TPos</th> <th>Remark</th> </tr> <tr> <th>Freq</th> <th>Level</th> <th>Line Margin</th> <th>Level Factor</th> <th>Loss Factor</th> <th>Factor</th> <th></th> <th></th> <th></th> </tr> <tr> <th>MHz</th> <th>dBuV/m</th> <th>dBuV/m</th> <th>dB</th> <th>dBuV</th> <th>dB/m</th> <th>dB</th> <th>dB</th> <th>cm</th> <th>deg</th> </tr> </thead> <tbody> <tr> <td>1</td> <td>5149.50</td> <td>40.20</td> <td>54.00</td> <td>-13.80</td> <td>32.17</td> <td>32.90</td> <td>12.91</td> <td>37.78</td> <td>0.00</td> <td>108</td> <td>65</td> <td>AVERAGE</td> </tr> </tbody> </table>	Limit	Read	Ant	Cable	Preamp	Aux	APos	TPos	Remark	Freq	Level	Line Margin	Level Factor	Loss Factor	Factor				MHz	dBuV/m	dBuV/m	dB	dBuV	dB/m	dB	dB	cm	deg	1	5149.50	40.20	54.00	-13.80	32.17	32.90	12.91	37.78	0.00	108	65	AVERAGE	 <p>Site : 03CH20-HY Condition: AVG_54 3m HF_91200_02360_231030 HORIZONTAL : RBW:1000.000kHz VBW:0.750kHz SWT:Auto</p> <table border="1"> <thead> <tr> <th>Limit</th> <th>Read</th> <th>Ant</th> <th>Cable</th> <th>Preamp</th> <th>Aux</th> <th>APos</th> <th>TPos</th> <th>Remark</th> </tr> <tr> <th>Freq</th> <th>Level</th> <th>Line Margin</th> <th>Level Factor</th> <th>Loss Factor</th> <th>Factor</th> <th></th> <th></th> <th></th> </tr> <tr> <th>MHz</th> <th>dBuV/m</th> <th>dBuV/m</th> <th>dB</th> <th>dBuV</th> <th>dB/m</th> <th>dB</th> <th>dB</th> <th>cm</th> <th>deg</th> </tr> </thead> <tbody> <tr> <td>1</td> <td>5180.00</td> <td>94.89</td> <td>-----</td> <td>-----</td> <td>86.85</td> <td>32.90</td> <td>12.94</td> <td>37.80</td> <td>0.00</td> <td>108</td> <td>65</td> <td>AVERAGE</td> </tr> </tbody> </table>	Limit	Read	Ant	Cable	Preamp	Aux	APos	TPos	Remark	Freq	Level	Line Margin	Level Factor	Loss Factor	Factor				MHz	dBuV/m	dBuV/m	dB	dBuV	dB/m	dB	dB	cm	deg	1	5180.00	94.89	-----	-----	86.85	32.90	12.94	37.80	0.00	108	65	AVERAGE
Limit	Read	Ant	Cable	Preamp	Aux	APos	TPos	Remark																																																																												
Freq	Level	Line Margin	Level Factor	Loss Factor	Factor																																																																															
MHz	dBuV/m	dBuV/m	dB	dBuV	dB/m	dB	dB	cm	deg																																																																											
1	5149.50	40.20	54.00	-13.80	32.17	32.90	12.91	37.78	0.00	108	65	AVERAGE																																																																								
Limit	Read	Ant	Cable	Preamp	Aux	APos	TPos	Remark																																																																												
Freq	Level	Line Margin	Level Factor	Loss Factor	Factor																																																																															
MHz	dBuV/m	dBuV/m	dB	dBuV	dB/m	dB	dB	cm	deg																																																																											
1	5180.00	94.89	-----	-----	86.85	32.90	12.94	37.80	0.00	108	65	AVERAGE																																																																								



Mode	1																																																																																			
	Band Edge																																																																																			
	U-NII-1_5.15-5.25_802.11a_CH36_5180MHz																																																																																			
ANT	1																																																																																			
Pol.	Vertical	Fundamental																																																																																		
Peak	<p>Site : 03CH20-HY Condition: PEAK_BE_74 3m HF_91200_02360_231030 VERTICAL : RBW:1000.000kHz VBW:3000.000kHz SWT:Auto</p> <table border="1"> <thead> <tr> <th>Limit</th> <th>Read</th> <th>Ant</th> <th>Cable</th> <th>Preamp</th> <th>Aux</th> <th>APos</th> <th>TPos</th> <th>Remark</th> </tr> <tr> <th>Freq</th> <th>Level</th> <th>Line Margin</th> <th>Level Factor</th> <th>Loss Factor</th> <th>Loss Factor</th> <th>Factor</th> <th>Factor</th> <th></th> </tr> <tr> <th>MHz</th> <th>dBuV/m</th> <th>dBuV/m</th> <th>dB</th> <th>dBuV</th> <th>dB/m</th> <th>dB</th> <th>dB</th> <th>cm</th> <th>deg</th> </tr> </thead> <tbody> <tr> <td>1</td> <td>5110.16</td> <td>49.25</td> <td>74.00</td> <td>-24.75</td> <td>41.07</td> <td>33.06</td> <td>12.87</td> <td>37.75</td> <td>0.00</td> <td>100</td> <td>158</td> <td>PEAK</td> </tr> </tbody> </table>	Limit	Read	Ant	Cable	Preamp	Aux	APos	TPos	Remark	Freq	Level	Line Margin	Level Factor	Loss Factor	Loss Factor	Factor	Factor		MHz	dBuV/m	dBuV/m	dB	dBuV	dB/m	dB	dB	cm	deg	1	5110.16	49.25	74.00	-24.75	41.07	33.06	12.87	37.75	0.00	100	158	PEAK	<p>Site : 03CH20-HY Condition: PEAK(UNII) 3m HF_91200_02360_231030 VERTICAL : RBW:1000.000kHz VBW:3000.000kHz SWT:Auto</p> <table border="1"> <thead> <tr> <th>Limit</th> <th>Read</th> <th>Ant</th> <th>Cable</th> <th>Preamp</th> <th>Aux</th> <th>APos</th> <th>TPos</th> <th>Remark</th> </tr> <tr> <th>Freq</th> <th>Level</th> <th>Line Margin</th> <th>Level Factor</th> <th>Loss Factor</th> <th>Loss Factor</th> <th>Factor</th> <th>Factor</th> <th></th> </tr> <tr> <th>MHz</th> <th>dBuV/m</th> <th>dBuV/m</th> <th>dB</th> <th>dBuV</th> <th>dB/m</th> <th>dB</th> <th>dB</th> <th>cm</th> <th>deg</th> </tr> </thead> <tbody> <tr> <td>1</td> <td>5180.00</td> <td>102.30</td> <td>-----</td> <td>-----</td> <td>94.26</td> <td>32.90</td> <td>12.94</td> <td>37.80</td> <td>0.00</td> <td>100</td> <td>158</td> <td>PEAK</td> </tr> </tbody> </table>	Limit	Read	Ant	Cable	Preamp	Aux	APos	TPos	Remark	Freq	Level	Line Margin	Level Factor	Loss Factor	Loss Factor	Factor	Factor		MHz	dBuV/m	dBuV/m	dB	dBuV	dB/m	dB	dB	cm	deg	1	5180.00	102.30	-----	-----	94.26	32.90	12.94	37.80	0.00	100	158	PEAK
	Limit	Read	Ant	Cable	Preamp	Aux	APos	TPos	Remark																																																																											
Freq	Level	Line Margin	Level Factor	Loss Factor	Loss Factor	Factor	Factor																																																																													
MHz	dBuV/m	dBuV/m	dB	dBuV	dB/m	dB	dB	cm	deg																																																																											
1	5110.16	49.25	74.00	-24.75	41.07	33.06	12.87	37.75	0.00	100	158	PEAK																																																																								
Limit	Read	Ant	Cable	Preamp	Aux	APos	TPos	Remark																																																																												
Freq	Level	Line Margin	Level Factor	Loss Factor	Loss Factor	Factor	Factor																																																																													
MHz	dBuV/m	dBuV/m	dB	dBuV	dB/m	dB	dB	cm	deg																																																																											
1	5180.00	102.30	-----	-----	94.26	32.90	12.94	37.80	0.00	100	158	PEAK																																																																								
Avg	<p>Site : 03CH20-HY Condition: AVG_BE_54 3m HF_91200_02360_231030 VERTICAL : RBW:1000.000kHz VBW:0.750kHz SWT:Auto</p> <table border="1"> <thead> <tr> <th>Limit</th> <th>Read</th> <th>Ant</th> <th>Cable</th> <th>Preamp</th> <th>Aux</th> <th>APos</th> <th>TPos</th> <th>Remark</th> </tr> <tr> <th>Freq</th> <th>Level</th> <th>Line Margin</th> <th>Level Factor</th> <th>Loss Factor</th> <th>Loss Factor</th> <th>Factor</th> <th>Factor</th> <th></th> </tr> <tr> <th>MHz</th> <th>dBuV/m</th> <th>dBuV/m</th> <th>dB</th> <th>dBuV</th> <th>dB/m</th> <th>dB</th> <th>dB</th> <th>cm</th> <th>deg</th> </tr> </thead> <tbody> <tr> <td>1</td> <td>5140.50</td> <td>40.46</td> <td>54.00</td> <td>-13.54</td> <td>32.42</td> <td>32.91</td> <td>12.91</td> <td>37.78</td> <td>0.00</td> <td>100</td> <td>158</td> <td>AVERAGE</td> </tr> </tbody> </table>	Limit	Read	Ant	Cable	Preamp	Aux	APos	TPos	Remark	Freq	Level	Line Margin	Level Factor	Loss Factor	Loss Factor	Factor	Factor		MHz	dBuV/m	dBuV/m	dB	dBuV	dB/m	dB	dB	cm	deg	1	5140.50	40.46	54.00	-13.54	32.42	32.91	12.91	37.78	0.00	100	158	AVERAGE	<p>Site : 03CH20-HY Condition: AVG_54 3m HF_91200_02360_231030 VERTICAL : RBW:1000.000kHz VBW:0.750kHz SWT:Auto</p> <table border="1"> <thead> <tr> <th>Limit</th> <th>Read</th> <th>Ant</th> <th>Cable</th> <th>Preamp</th> <th>Aux</th> <th>APos</th> <th>TPos</th> <th>Remark</th> </tr> <tr> <th>Freq</th> <th>Level</th> <th>Line Margin</th> <th>Level Factor</th> <th>Loss Factor</th> <th>Loss Factor</th> <th>Factor</th> <th>Factor</th> <th></th> </tr> <tr> <th>MHz</th> <th>dBuV/m</th> <th>dBuV/m</th> <th>dB</th> <th>dBuV</th> <th>dB/m</th> <th>dB</th> <th>dB</th> <th>cm</th> <th>deg</th> </tr> </thead> <tbody> <tr> <td>1</td> <td>5180.00</td> <td>95.20</td> <td>-----</td> <td>-----</td> <td>87.16</td> <td>32.90</td> <td>12.94</td> <td>37.80</td> <td>0.00</td> <td>100</td> <td>158</td> <td>AVERAGE</td> </tr> </tbody> </table>	Limit	Read	Ant	Cable	Preamp	Aux	APos	TPos	Remark	Freq	Level	Line Margin	Level Factor	Loss Factor	Loss Factor	Factor	Factor		MHz	dBuV/m	dBuV/m	dB	dBuV	dB/m	dB	dB	cm	deg	1	5180.00	95.20	-----	-----	87.16	32.90	12.94	37.80	0.00	100	158	AVERAGE
Limit	Read	Ant	Cable	Preamp	Aux	APos	TPos	Remark																																																																												
Freq	Level	Line Margin	Level Factor	Loss Factor	Loss Factor	Factor	Factor																																																																													
MHz	dBuV/m	dBuV/m	dB	dBuV	dB/m	dB	dB	cm	deg																																																																											
1	5140.50	40.46	54.00	-13.54	32.42	32.91	12.91	37.78	0.00	100	158	AVERAGE																																																																								
Limit	Read	Ant	Cable	Preamp	Aux	APos	TPos	Remark																																																																												
Freq	Level	Line Margin	Level Factor	Loss Factor	Loss Factor	Factor	Factor																																																																													
MHz	dBuV/m	dBuV/m	dB	dBuV	dB/m	dB	dB	cm	deg																																																																											
1	5180.00	95.20	-----	-----	87.16	32.90	12.94	37.80	0.00	100	158	AVERAGE																																																																								



Mode	1																																																																																																																									
	Harmonic																																																																																																																									
	U-NII-1_5.15-5.25_802.11a_CH36_5180MHz																																																																																																																									
ANT	1																																																																																																																									
Pol.	Horizontal	Vertical																																																																																																																								
Peak Avg	<p>Site : 03CH20-HY Condition: PEAK(UNII) 3m HF_91200_02360_231030 HORIZONTAL</p> <table border="1"> <thead> <tr> <th>Peak</th> <th>Freq</th> <th>Level</th> <th>Limit</th> <th>Read</th> <th>Ant</th> <th>Cable</th> <th>Preamp</th> <th>Aux</th> <th>APos</th> <th>TPos</th> <th>Remark</th> </tr> <tr> <th></th> <th>MHz</th> <th>dBuV/m</th> <th>dBuV/m</th> <th>dB</th> <th>dBuV</th> <th>dB/m</th> <th>dB</th> <th>dB</th> <th>dB</th> <th>cm</th> <th>deg</th> </tr> </thead> <tbody> <tr> <td>1</td> <td>10360.00</td> <td>52.42</td> <td>68.20</td> <td>-15.78</td> <td>36.28</td> <td>38.60</td> <td>18.44</td> <td>41.42</td> <td>0.52</td> <td>--</td> <td>-- PEAK</td> </tr> <tr> <td>2</td> <td>15540.00</td> <td>52.47</td> <td>74.00</td> <td>-21.53</td> <td>35.53</td> <td>38.40</td> <td>22.81</td> <td>44.74</td> <td>0.47</td> <td>354</td> <td>58 PEAK</td> </tr> <tr> <td>3</td> <td>15540.00</td> <td>42.79</td> <td>54.00</td> <td>-11.21</td> <td>25.85</td> <td>38.40</td> <td>22.81</td> <td>44.74</td> <td>0.47</td> <td>354</td> <td>58 Average</td> </tr> </tbody> </table>	Peak	Freq	Level	Limit	Read	Ant	Cable	Preamp	Aux	APos	TPos	Remark		MHz	dBuV/m	dBuV/m	dB	dBuV	dB/m	dB	dB	dB	cm	deg	1	10360.00	52.42	68.20	-15.78	36.28	38.60	18.44	41.42	0.52	--	-- PEAK	2	15540.00	52.47	74.00	-21.53	35.53	38.40	22.81	44.74	0.47	354	58 PEAK	3	15540.00	42.79	54.00	-11.21	25.85	38.40	22.81	44.74	0.47	354	58 Average	<p>Site : 03CH20-HY Condition: PEAK(UNII) 3m HF_91200_02360_231030 VERTICAL</p> <table border="1"> <thead> <tr> <th>Peak</th> <th>Freq</th> <th>Level</th> <th>Limit</th> <th>Read</th> <th>Ant</th> <th>Cable</th> <th>Preamp</th> <th>Aux</th> <th>APos</th> <th>TPos</th> <th>Remark</th> </tr> <tr> <th></th> <th>MHz</th> <th>dBuV/m</th> <th>dBuV/m</th> <th>dB</th> <th>dBuV</th> <th>dB/m</th> <th>dB</th> <th>dB</th> <th>dB</th> <th>cm</th> <th>deg</th> </tr> </thead> <tbody> <tr> <td>1</td> <td>10360.00</td> <td>51.55</td> <td>68.20</td> <td>-16.65</td> <td>35.41</td> <td>38.60</td> <td>18.44</td> <td>41.42</td> <td>0.52</td> <td>--</td> <td>-- PEAK</td> </tr> <tr> <td>2</td> <td>15540.00</td> <td>52.55</td> <td>74.00</td> <td>-21.45</td> <td>35.61</td> <td>38.40</td> <td>22.81</td> <td>44.74</td> <td>0.47</td> <td>105</td> <td>25 PEAK</td> </tr> <tr> <td>3</td> <td>15540.00</td> <td>42.89</td> <td>54.00</td> <td>-11.11</td> <td>25.95</td> <td>38.40</td> <td>22.81</td> <td>44.74</td> <td>0.47</td> <td>105</td> <td>25 Average</td> </tr> </tbody> </table>	Peak	Freq	Level	Limit	Read	Ant	Cable	Preamp	Aux	APos	TPos	Remark		MHz	dBuV/m	dBuV/m	dB	dBuV	dB/m	dB	dB	dB	cm	deg	1	10360.00	51.55	68.20	-16.65	35.41	38.60	18.44	41.42	0.52	--	-- PEAK	2	15540.00	52.55	74.00	-21.45	35.61	38.40	22.81	44.74	0.47	105	25 PEAK	3	15540.00	42.89	54.00	-11.11	25.95	38.40	22.81	44.74	0.47	105	25 Average
	Peak	Freq	Level	Limit	Read	Ant	Cable	Preamp	Aux	APos	TPos	Remark																																																																																																														
	MHz	dBuV/m	dBuV/m	dB	dBuV	dB/m	dB	dB	dB	cm	deg																																																																																																															
1	10360.00	52.42	68.20	-15.78	36.28	38.60	18.44	41.42	0.52	--	-- PEAK																																																																																																															
2	15540.00	52.47	74.00	-21.53	35.53	38.40	22.81	44.74	0.47	354	58 PEAK																																																																																																															
3	15540.00	42.79	54.00	-11.21	25.85	38.40	22.81	44.74	0.47	354	58 Average																																																																																																															
Peak	Freq	Level	Limit	Read	Ant	Cable	Preamp	Aux	APos	TPos	Remark																																																																																																															
	MHz	dBuV/m	dBuV/m	dB	dBuV	dB/m	dB	dB	dB	cm	deg																																																																																																															
1	10360.00	51.55	68.20	-16.65	35.41	38.60	18.44	41.42	0.52	--	-- PEAK																																																																																																															
2	15540.00	52.55	74.00	-21.45	35.61	38.40	22.81	44.74	0.47	105	25 PEAK																																																																																																															
3	15540.00	42.89	54.00	-11.11	25.95	38.40	22.81	44.74	0.47	105	25 Average																																																																																																															



	1	
Mode	Harmonic	
	U-NII-1_5.15-5.25_802.11a_CH36_5180MHz	
ANT	1	
Pol.	Horizontal	Vertical
14.47G ~14.5G Avg	<p>Site : 03CH20-HY Condition: AVG_54 3m HF_91280_02360_231030 HORIZONTAL</p>	<p>Site : 03CH20-HY Condition: AVG_54 3m HF_91280_02360_231030 VERTICAL</p>
17.7G ~18G Avg	<p>Site : 03CH20-HY Condition: AVG_54 3m HF_91280_02360_231030 HORIZONTAL</p>	<p>Site : 03CH20-HY Condition: AVG_54 3m HF_91280_02360_231030 VERTICAL</p>



Mode	2																																																																																	
	Band Edge - L																																																																																	
	U-NII-1_5.15-5.25_802.11a_CH44_5220MHz																																																																																	
ANT	1																																																																																	
Pol.	Horizontal	Fundamental																																																																																
Peak	<p>Site : 03CH20-HY Condition: PEAK_BE_74 3m HF_91200_02360_231030 HORIZONTAL : RBW:1000.000kHz VBW:3000.000kHz SWT:Auto</p> <table border="1"> <thead> <tr> <th>Limit</th> <th>Read</th> <th>Ant</th> <th>Cable</th> <th>Preamp</th> <th>Aux</th> <th>APos</th> <th>TPos</th> <th>Remark</th> </tr> <tr> <th>Freq</th> <th>Level</th> <th>Line</th> <th>Margin</th> <th>Level</th> <th>Factor</th> <th>Loss</th> <th>Factor</th> <th>Factor</th> </tr> <tr> <th>MHz</th> <th>dBuV/m</th> <th>dBuV/m</th> <th>dB</th> <th>dBuV</th> <th>dB/m</th> <th>dB</th> <th>dB</th> <th>dB</th> </tr> </thead> <tbody> <tr> <td>1</td> <td>5018.92</td> <td>48.24</td> <td>74.00</td> <td>-25.76</td> <td>40.03</td> <td>33.10</td> <td>12.79</td> <td>37.68</td> <td>0.00</td> <td>100</td> <td>61</td> <td>PEAK</td> </tr> </tbody> </table>	Limit	Read	Ant	Cable	Preamp	Aux	APos	TPos	Remark	Freq	Level	Line	Margin	Level	Factor	Loss	Factor	Factor	MHz	dBuV/m	dBuV/m	dB	dBuV	dB/m	dB	dB	dB	1	5018.92	48.24	74.00	-25.76	40.03	33.10	12.79	37.68	0.00	100	61	PEAK	<p>Site : 03CH20-HY Condition: PEAK(UNII) 3m HF_91200_02360_231030 HORIZONTAL : RBW:1000.000kHz VBW:3000.000kHz SWT:Auto</p> <table border="1"> <thead> <tr> <th>Limit</th> <th>Read</th> <th>Ant</th> <th>Cable</th> <th>Preamp</th> <th>Aux</th> <th>APos</th> <th>TPos</th> <th>Remark</th> </tr> <tr> <th>Freq</th> <th>Level</th> <th>Line</th> <th>Margin</th> <th>Level</th> <th>Factor</th> <th>Loss</th> <th>Factor</th> <th>Factor</th> </tr> <tr> <th>MHz</th> <th>dBuV/m</th> <th>dBuV/m</th> <th>dB</th> <th>dBuV</th> <th>dB/m</th> <th>dB</th> <th>dB</th> <th>dB</th> </tr> </thead> <tbody> <tr> <td>1</td> <td>5220.00</td> <td>102.95</td> <td>-----</td> <td>-----</td> <td>94.85</td> <td>32.94</td> <td>12.99</td> <td>37.83</td> <td>0.00</td> <td>100</td> <td>61</td> <td>PEAK</td> </tr> </tbody> </table>	Limit	Read	Ant	Cable	Preamp	Aux	APos	TPos	Remark	Freq	Level	Line	Margin	Level	Factor	Loss	Factor	Factor	MHz	dBuV/m	dBuV/m	dB	dBuV	dB/m	dB	dB	dB	1	5220.00	102.95	-----	-----	94.85	32.94	12.99	37.83	0.00	100	61	PEAK
Limit	Read	Ant	Cable	Preamp	Aux	APos	TPos	Remark																																																																										
Freq	Level	Line	Margin	Level	Factor	Loss	Factor	Factor																																																																										
MHz	dBuV/m	dBuV/m	dB	dBuV	dB/m	dB	dB	dB																																																																										
1	5018.92	48.24	74.00	-25.76	40.03	33.10	12.79	37.68	0.00	100	61	PEAK																																																																						
Limit	Read	Ant	Cable	Preamp	Aux	APos	TPos	Remark																																																																										
Freq	Level	Line	Margin	Level	Factor	Loss	Factor	Factor																																																																										
MHz	dBuV/m	dBuV/m	dB	dBuV	dB/m	dB	dB	dB																																																																										
1	5220.00	102.95	-----	-----	94.85	32.94	12.99	37.83	0.00	100	61	PEAK																																																																						
Avg	<p>Site : 03CH20-HY Condition: AVG_BE_54 3m HF_91200_02360_231030 HORIZONTAL : RBW:1000.000kHz VBW:0.750kHz SWT:Auto</p> <table border="1"> <thead> <tr> <th>Limit</th> <th>Read</th> <th>Ant</th> <th>Cable</th> <th>Preamp</th> <th>Aux</th> <th>APos</th> <th>TPos</th> <th>Remark</th> </tr> <tr> <th>Freq</th> <th>Level</th> <th>Line</th> <th>Margin</th> <th>Level</th> <th>Factor</th> <th>Loss</th> <th>Factor</th> <th>Factor</th> </tr> <tr> <th>MHz</th> <th>dBuV/m</th> <th>dBuV/m</th> <th>dB</th> <th>dBuV</th> <th>dB/m</th> <th>dB</th> <th>dB</th> <th>dB</th> </tr> </thead> <tbody> <tr> <td>1</td> <td>5097.46</td> <td>38.86</td> <td>54.00</td> <td>-15.14</td> <td>30.64</td> <td>33.10</td> <td>12.86</td> <td>37.74</td> <td>0.00</td> <td>100</td> <td>61</td> <td>AVERAGE</td> </tr> </tbody> </table>	Limit	Read	Ant	Cable	Preamp	Aux	APos	TPos	Remark	Freq	Level	Line	Margin	Level	Factor	Loss	Factor	Factor	MHz	dBuV/m	dBuV/m	dB	dBuV	dB/m	dB	dB	dB	1	5097.46	38.86	54.00	-15.14	30.64	33.10	12.86	37.74	0.00	100	61	AVERAGE	<p>Site : 03CH20-HY Condition: AVG_54 3m HF_91200_02360_231030 HORIZONTAL : RBW:1000.000kHz VBW:0.750kHz SWT:Auto</p> <table border="1"> <thead> <tr> <th>Limit</th> <th>Read</th> <th>Ant</th> <th>Cable</th> <th>Preamp</th> <th>Aux</th> <th>APos</th> <th>TPos</th> <th>Remark</th> </tr> <tr> <th>Freq</th> <th>Level</th> <th>Line</th> <th>Margin</th> <th>Level</th> <th>Factor</th> <th>Loss</th> <th>Factor</th> <th>Factor</th> </tr> <tr> <th>MHz</th> <th>dBuV/m</th> <th>dBuV/m</th> <th>dB</th> <th>dBuV</th> <th>dB/m</th> <th>dB</th> <th>dB</th> <th>dB</th> </tr> </thead> <tbody> <tr> <td>1</td> <td>5220.00</td> <td>96.46</td> <td>-----</td> <td>-----</td> <td>88.34</td> <td>32.95</td> <td>13.00</td> <td>37.83</td> <td>0.00</td> <td>100</td> <td>61</td> <td>AVERAGE</td> </tr> </tbody> </table>	Limit	Read	Ant	Cable	Preamp	Aux	APos	TPos	Remark	Freq	Level	Line	Margin	Level	Factor	Loss	Factor	Factor	MHz	dBuV/m	dBuV/m	dB	dBuV	dB/m	dB	dB	dB	1	5220.00	96.46	-----	-----	88.34	32.95	13.00	37.83	0.00	100	61	AVERAGE
Limit	Read	Ant	Cable	Preamp	Aux	APos	TPos	Remark																																																																										
Freq	Level	Line	Margin	Level	Factor	Loss	Factor	Factor																																																																										
MHz	dBuV/m	dBuV/m	dB	dBuV	dB/m	dB	dB	dB																																																																										
1	5097.46	38.86	54.00	-15.14	30.64	33.10	12.86	37.74	0.00	100	61	AVERAGE																																																																						
Limit	Read	Ant	Cable	Preamp	Aux	APos	TPos	Remark																																																																										
Freq	Level	Line	Margin	Level	Factor	Loss	Factor	Factor																																																																										
MHz	dBuV/m	dBuV/m	dB	dBuV	dB/m	dB	dB	dB																																																																										
1	5220.00	96.46	-----	-----	88.34	32.95	13.00	37.83	0.00	100	61	AVERAGE																																																																						

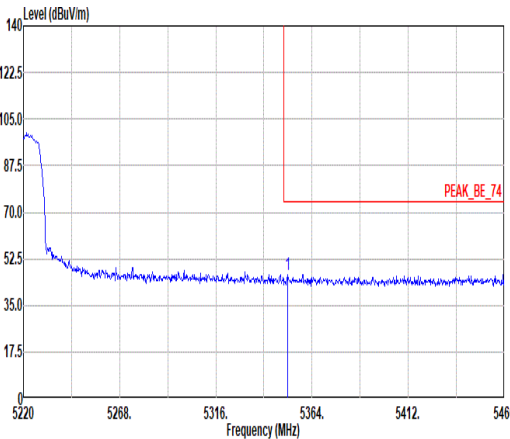
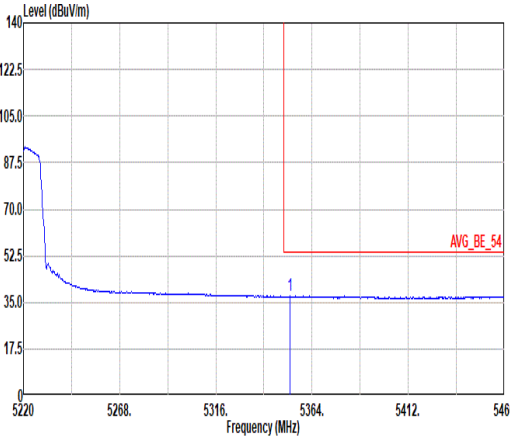


Mode	2																																									
	Band Edge - R																																									
	U-NII-1_5.15-5.25_802.11a_CH44_5220MHz																																									
ANT	1																																									
Pol.	Horizontal	Fundamental																																								
Peak	<p>Site : 03CH20-HY Condition: PEAK_BE_74 3m HF_91200_02360_231030 HORIZONTAL : RBW:1000.000kHz VBW:3000.000kHz SMT:Auto</p> <table border="1"> <thead> <tr> <th>Limit</th> <th>Read</th> <th>Ant</th> <th>Cable</th> <th>Preamp</th> <th>Aux</th> <th>APos</th> <th>TPos</th> <th>Remark</th> </tr> <tr> <th>Freq</th> <th>Level</th> <th>Line</th> <th>Margin</th> <th>Level</th> <th>Factor</th> <th>Loss</th> <th>Factor</th> <th>Factor</th> </tr> <tr> <th>MHz</th> <th>dBuV/m</th> <th>dBuV/m</th> <th>dB</th> <th>dBuV</th> <th>dB/m</th> <th>dB</th> <th>dB</th> <th>cm</th> </tr> </thead> <tbody> <tr> <td>1</td> <td>5364.00</td> <td>48.21</td> <td>74.00</td> <td>-25.79</td> <td>40.16</td> <td>32.77</td> <td>13.21</td> <td>37.93</td> <td>0.00</td> <td>100</td> <td>61</td> <td>PEAK</td> </tr> </tbody> </table>	Limit	Read	Ant	Cable	Preamp	Aux	APos	TPos	Remark	Freq	Level	Line	Margin	Level	Factor	Loss	Factor	Factor	MHz	dBuV/m	dBuV/m	dB	dBuV	dB/m	dB	dB	cm	1	5364.00	48.21	74.00	-25.79	40.16	32.77	13.21	37.93	0.00	100	61	PEAK	Blank
Limit	Read	Ant	Cable	Preamp	Aux	APos	TPos	Remark																																		
Freq	Level	Line	Margin	Level	Factor	Loss	Factor	Factor																																		
MHz	dBuV/m	dBuV/m	dB	dBuV	dB/m	dB	dB	cm																																		
1	5364.00	48.21	74.00	-25.79	40.16	32.77	13.21	37.93	0.00	100	61	PEAK																														
Avg	<p>Site : 03CH20-HY Condition: AVG_BE_54 3m HF_91200_02360_231030 HORIZONTAL : RBW:1000.000kHz VBW:0.750kHz SMT:Auto</p> <table border="1"> <thead> <tr> <th>Limit</th> <th>Read</th> <th>Ant</th> <th>Cable</th> <th>Preamp</th> <th>Aux</th> <th>APos</th> <th>TPos</th> <th>Remark</th> </tr> <tr> <th>Freq</th> <th>Level</th> <th>Line</th> <th>Margin</th> <th>Level</th> <th>Factor</th> <th>Loss</th> <th>Factor</th> <th>Factor</th> </tr> <tr> <th>MHz</th> <th>dBuV/m</th> <th>dBuV/m</th> <th>dB</th> <th>dBuV</th> <th>dB/m</th> <th>dB</th> <th>dB</th> <th>cm</th> </tr> </thead> <tbody> <tr> <td>1</td> <td>5352.00</td> <td>38.99</td> <td>54.00</td> <td>-15.01</td> <td>30.92</td> <td>32.80</td> <td>13.19</td> <td>37.92</td> <td>0.00</td> <td>100</td> <td>61</td> <td>AVERAGE</td> </tr> </tbody> </table>	Limit	Read	Ant	Cable	Preamp	Aux	APos	TPos	Remark	Freq	Level	Line	Margin	Level	Factor	Loss	Factor	Factor	MHz	dBuV/m	dBuV/m	dB	dBuV	dB/m	dB	dB	cm	1	5352.00	38.99	54.00	-15.01	30.92	32.80	13.19	37.92	0.00	100	61	AVERAGE	Blank
Limit	Read	Ant	Cable	Preamp	Aux	APos	TPos	Remark																																		
Freq	Level	Line	Margin	Level	Factor	Loss	Factor	Factor																																		
MHz	dBuV/m	dBuV/m	dB	dBuV	dB/m	dB	dB	cm																																		
1	5352.00	38.99	54.00	-15.01	30.92	32.80	13.19	37.92	0.00	100	61	AVERAGE																														



Mode	2																																																																																			
	Band Edge - L																																																																																			
	U-NII-1_5.15-5.25_802.11a_CH44_5220MHz																																																																																			
ANT	1																																																																																			
Pol.	Vertical	Fundamental																																																																																		
Peak	<p>Site : 03CH20-HY Condition: PEAK_BE_74 3m HF_91200_02360_231030 VERTICAL : RBW:1000.000kHz VBW:3000.000kHz SWT:Auto</p> <table border="1"> <thead> <tr> <th>Limit</th> <th>Read</th> <th>Ant</th> <th>Cable</th> <th>Preamp</th> <th>Aux</th> <th>APos</th> <th>TPos</th> <th>Remark</th> </tr> <tr> <th>Freq</th> <th>Level</th> <th>Line Margin</th> <th>Level Factor</th> <th>Loss Factor</th> <th>Factor</th> <th></th> <th></th> <th></th> </tr> <tr> <th>MHz</th> <th>dBuV/m</th> <th>dBuV/m</th> <th>dB</th> <th>dBuV</th> <th>dB/m</th> <th>dB</th> <th>dB</th> <th>cm</th> <th>deg</th> </tr> </thead> <tbody> <tr> <td>1</td> <td>5136.40</td> <td>48.78</td> <td>74.00</td> <td>-25.22</td> <td>40.70</td> <td>32.95</td> <td>12.90</td> <td>37.77</td> <td>0.00</td> <td>100</td> <td>154</td> <td>PEAK</td> </tr> </tbody> </table>	Limit	Read	Ant	Cable	Preamp	Aux	APos	TPos	Remark	Freq	Level	Line Margin	Level Factor	Loss Factor	Factor				MHz	dBuV/m	dBuV/m	dB	dBuV	dB/m	dB	dB	cm	deg	1	5136.40	48.78	74.00	-25.22	40.70	32.95	12.90	37.77	0.00	100	154	PEAK	<p>Site : 03CH20-HY Condition: PEAK(UNII) 3m HF_91200_02360_231030 VERTICAL : RBW:1000.000kHz VBW:3000.000kHz SWT:Auto</p> <table border="1"> <thead> <tr> <th>Limit</th> <th>Read</th> <th>Ant</th> <th>Cable</th> <th>Preamp</th> <th>Aux</th> <th>APos</th> <th>TPos</th> <th>Remark</th> </tr> <tr> <th>Freq</th> <th>Level</th> <th>Line Margin</th> <th>Level Factor</th> <th>Loss Factor</th> <th>Factor</th> <th></th> <th></th> <th></th> </tr> <tr> <th>MHz</th> <th>dBuV/m</th> <th>dBuV/m</th> <th>dB</th> <th>dBuV</th> <th>dB/m</th> <th>dB</th> <th>dB</th> <th>cm</th> <th>deg</th> </tr> </thead> <tbody> <tr> <td>1</td> <td>5220.00</td> <td>101.40</td> <td>-----</td> <td>-----</td> <td>93.30</td> <td>32.94</td> <td>12.99</td> <td>37.83</td> <td>0.00</td> <td>100</td> <td>154</td> <td>PEAK</td> </tr> </tbody> </table>	Limit	Read	Ant	Cable	Preamp	Aux	APos	TPos	Remark	Freq	Level	Line Margin	Level Factor	Loss Factor	Factor				MHz	dBuV/m	dBuV/m	dB	dBuV	dB/m	dB	dB	cm	deg	1	5220.00	101.40	-----	-----	93.30	32.94	12.99	37.83	0.00	100	154	PEAK
	Limit	Read	Ant	Cable	Preamp	Aux	APos	TPos	Remark																																																																											
Freq	Level	Line Margin	Level Factor	Loss Factor	Factor																																																																															
MHz	dBuV/m	dBuV/m	dB	dBuV	dB/m	dB	dB	cm	deg																																																																											
1	5136.40	48.78	74.00	-25.22	40.70	32.95	12.90	37.77	0.00	100	154	PEAK																																																																								
Limit	Read	Ant	Cable	Preamp	Aux	APos	TPos	Remark																																																																												
Freq	Level	Line Margin	Level Factor	Loss Factor	Factor																																																																															
MHz	dBuV/m	dBuV/m	dB	dBuV	dB/m	dB	dB	cm	deg																																																																											
1	5220.00	101.40	-----	-----	93.30	32.94	12.99	37.83	0.00	100	154	PEAK																																																																								
Avg	<p>Site : 03CH20-HY Condition: AVG_BE_54 3m HF_91200_02360_231030 VERTICAL : RBW:1000.000kHz VBW:0.750kHz SWT:Auto</p> <table border="1"> <thead> <tr> <th>Limit</th> <th>Read</th> <th>Ant</th> <th>Cable</th> <th>Preamp</th> <th>Aux</th> <th>APos</th> <th>TPos</th> <th>Remark</th> </tr> <tr> <th>Freq</th> <th>Level</th> <th>Line Margin</th> <th>Level Factor</th> <th>Loss Factor</th> <th>Factor</th> <th></th> <th></th> <th></th> </tr> <tr> <th>MHz</th> <th>dBuV/m</th> <th>dBuV/m</th> <th>dB</th> <th>dBuV</th> <th>dB/m</th> <th>dB</th> <th>dB</th> <th>cm</th> <th>deg</th> </tr> </thead> <tbody> <tr> <td>1</td> <td>5123.64</td> <td>39.05</td> <td>54.00</td> <td>-14.95</td> <td>30.91</td> <td>33.01</td> <td>12.09</td> <td>37.76</td> <td>0.00</td> <td>100</td> <td>154</td> <td>AVERAGE</td> </tr> </tbody> </table>	Limit	Read	Ant	Cable	Preamp	Aux	APos	TPos	Remark	Freq	Level	Line Margin	Level Factor	Loss Factor	Factor				MHz	dBuV/m	dBuV/m	dB	dBuV	dB/m	dB	dB	cm	deg	1	5123.64	39.05	54.00	-14.95	30.91	33.01	12.09	37.76	0.00	100	154	AVERAGE	<p>Site : 03CH20-HY Condition: AVG_54 3m HF_91200_02360_231030 VERTICAL : RBW:1000.000kHz VBW:0.750kHz SWT:Auto</p> <table border="1"> <thead> <tr> <th>Limit</th> <th>Read</th> <th>Ant</th> <th>Cable</th> <th>Preamp</th> <th>Aux</th> <th>APos</th> <th>TPos</th> <th>Remark</th> </tr> <tr> <th>Freq</th> <th>Level</th> <th>Line Margin</th> <th>Level Factor</th> <th>Loss Factor</th> <th>Factor</th> <th></th> <th></th> <th></th> </tr> <tr> <th>MHz</th> <th>dBuV/m</th> <th>dBuV/m</th> <th>dB</th> <th>dBuV</th> <th>dB/m</th> <th>dB</th> <th>dB</th> <th>cm</th> <th>deg</th> </tr> </thead> <tbody> <tr> <td>1</td> <td>5220.00</td> <td>94.91</td> <td>-----</td> <td>-----</td> <td>86.81</td> <td>32.94</td> <td>12.99</td> <td>37.83</td> <td>0.00</td> <td>100</td> <td>154</td> <td>AVERAGE</td> </tr> </tbody> </table>	Limit	Read	Ant	Cable	Preamp	Aux	APos	TPos	Remark	Freq	Level	Line Margin	Level Factor	Loss Factor	Factor				MHz	dBuV/m	dBuV/m	dB	dBuV	dB/m	dB	dB	cm	deg	1	5220.00	94.91	-----	-----	86.81	32.94	12.99	37.83	0.00	100	154	AVERAGE
Limit	Read	Ant	Cable	Preamp	Aux	APos	TPos	Remark																																																																												
Freq	Level	Line Margin	Level Factor	Loss Factor	Factor																																																																															
MHz	dBuV/m	dBuV/m	dB	dBuV	dB/m	dB	dB	cm	deg																																																																											
1	5123.64	39.05	54.00	-14.95	30.91	33.01	12.09	37.76	0.00	100	154	AVERAGE																																																																								
Limit	Read	Ant	Cable	Preamp	Aux	APos	TPos	Remark																																																																												
Freq	Level	Line Margin	Level Factor	Loss Factor	Factor																																																																															
MHz	dBuV/m	dBuV/m	dB	dBuV	dB/m	dB	dB	cm	deg																																																																											
1	5220.00	94.91	-----	-----	86.81	32.94	12.99	37.83	0.00	100	154	AVERAGE																																																																								



	2																																																																
Mode	Band Edge - R																																																																
	U-NII-1_5.15-5.25_802.11a_CH44_5220MHz																																																																
ANT	1																																																																
Pol.	Vertical	Fundamental																																																															
Peak	 <p>Site : 03CH20-HY Condition: PEAK_BE_74 3m HF_91200_02360_231030 VERTICAL : RBW:1000.000kHz VBW:3000.000kHz SMT:Auto</p> <table border="1"> <thead> <tr> <th>Limit</th> <th>Read</th> <th>Ant</th> <th>Cable</th> <th>Preamp</th> <th>Aux</th> <th>APos</th> <th>TPos</th> <th>Remark</th> </tr> <tr> <th>Freq</th> <th>Level</th> <th>Line Margin</th> <th>Level</th> <th>Factor</th> <th>Loss</th> <th>Factor</th> <th>Factor</th> <th></th> </tr> <tr> <th>MHz</th> <th>dBuV/m</th> <th>dBuV/m</th> <th>dB</th> <th>dBuV</th> <th>dB/m</th> <th>dB</th> <th>dB</th> <th>cm</th> </tr> </thead> <tbody> <tr> <td>1 5352.00</td> <td>46.36</td> <td>74.00</td> <td>-27.64</td> <td>38.29</td> <td>32.80</td> <td>13.19</td> <td>37.92</td> <td>0.00</td> </tr> <tr> <td></td> <td></td> <td></td> <td></td> <td></td> <td></td> <td></td> <td></td> <td>100</td> </tr> <tr> <td></td> <td></td> <td></td> <td></td> <td></td> <td></td> <td></td> <td></td> <td>154</td> </tr> <tr> <td></td> <td></td> <td></td> <td></td> <td></td> <td></td> <td></td> <td></td> <td>PEAK</td> </tr> </tbody> </table>	Limit	Read	Ant	Cable	Preamp	Aux	APos	TPos	Remark	Freq	Level	Line Margin	Level	Factor	Loss	Factor	Factor		MHz	dBuV/m	dBuV/m	dB	dBuV	dB/m	dB	dB	cm	1 5352.00	46.36	74.00	-27.64	38.29	32.80	13.19	37.92	0.00									100									154									PEAK	Blank
Limit	Read	Ant	Cable	Preamp	Aux	APos	TPos	Remark																																																									
Freq	Level	Line Margin	Level	Factor	Loss	Factor	Factor																																																										
MHz	dBuV/m	dBuV/m	dB	dBuV	dB/m	dB	dB	cm																																																									
1 5352.00	46.36	74.00	-27.64	38.29	32.80	13.19	37.92	0.00																																																									
								100																																																									
								154																																																									
								PEAK																																																									
Avg	 <p>Site : 03CH20-HY Condition: AVG_BE_54 3m HF_91200_02360_231030 VERTICAL : RBW:1000.000kHz VBW:0.750kHz SMT:Auto</p> <table border="1"> <thead> <tr> <th>Limit</th> <th>Read</th> <th>Ant</th> <th>Cable</th> <th>Preamp</th> <th>Aux</th> <th>APos</th> <th>TPos</th> <th>Remark</th> </tr> <tr> <th>Freq</th> <th>Level</th> <th>Line Margin</th> <th>Level</th> <th>Factor</th> <th>Loss</th> <th>Factor</th> <th>Factor</th> <th></th> </tr> <tr> <th>MHz</th> <th>dBuV/m</th> <th>dBuV/m</th> <th>dB</th> <th>dBuV</th> <th>dB/m</th> <th>dB</th> <th>dB</th> <th>cm</th> </tr> </thead> <tbody> <tr> <td>1 5352.96</td> <td>37.30</td> <td>54.00</td> <td>-16.70</td> <td>29.24</td> <td>32.79</td> <td>13.19</td> <td>37.92</td> <td>0.00</td> </tr> <tr> <td></td> <td></td> <td></td> <td></td> <td></td> <td></td> <td></td> <td></td> <td>100</td> </tr> <tr> <td></td> <td></td> <td></td> <td></td> <td></td> <td></td> <td></td> <td></td> <td>154</td> </tr> <tr> <td></td> <td></td> <td></td> <td></td> <td></td> <td></td> <td></td> <td></td> <td>AVERAGE</td> </tr> </tbody> </table>	Limit	Read	Ant	Cable	Preamp	Aux	APos	TPos	Remark	Freq	Level	Line Margin	Level	Factor	Loss	Factor	Factor		MHz	dBuV/m	dBuV/m	dB	dBuV	dB/m	dB	dB	cm	1 5352.96	37.30	54.00	-16.70	29.24	32.79	13.19	37.92	0.00									100									154									AVERAGE	Blank
Limit	Read	Ant	Cable	Preamp	Aux	APos	TPos	Remark																																																									
Freq	Level	Line Margin	Level	Factor	Loss	Factor	Factor																																																										
MHz	dBuV/m	dBuV/m	dB	dBuV	dB/m	dB	dB	cm																																																									
1 5352.96	37.30	54.00	-16.70	29.24	32.79	13.19	37.92	0.00																																																									
								100																																																									
								154																																																									
								AVERAGE																																																									



Mode	2																																																																																																																									
	Harmonic																																																																																																																									
	U-NII-1_5.15-5.25_802.11a_CH44_5220MHz																																																																																																																									
ANT	1																																																																																																																									
Pol.	Horizontal	Vertical																																																																																																																								
Peak Avg	<p>Site : 03CH20-HY Condition: PEAK(UNII) 3m HF_91200_02360_231030 HORIZONTAL</p> <table border="1"> <thead> <tr> <th>Peak</th> <th>Freq</th> <th>Level</th> <th>Limit</th> <th>Read</th> <th>Ant</th> <th>Cable</th> <th>Preamp</th> <th>Aux</th> <th>APos</th> <th>TPos</th> <th>Remark</th> </tr> <tr> <th></th> <th>MHz</th> <th>dBuV/m</th> <th>dBuV/m</th> <th>dB</th> <th>dBuV</th> <th>dB/m</th> <th>dB</th> <th>dB</th> <th>dB</th> <th>cm</th> <th>deg</th> </tr> </thead> <tbody> <tr> <td>1</td> <td>10440.00</td> <td>51.01</td> <td>68.20</td> <td>-17.19</td> <td>34.06</td> <td>38.60</td> <td>18.51</td> <td>41.47</td> <td>0.51</td> <td>--</td> <td>-- PEAK</td> </tr> <tr> <td>2</td> <td>15660.00</td> <td>52.26</td> <td>74.00</td> <td>-21.74</td> <td>35.38</td> <td>38.12</td> <td>22.91</td> <td>44.62</td> <td>0.47</td> <td>354</td> <td>148 PEAK</td> </tr> <tr> <td>3</td> <td>15660.00</td> <td>42.82</td> <td>54.00</td> <td>-11.18</td> <td>25.94</td> <td>38.12</td> <td>22.91</td> <td>44.62</td> <td>0.47</td> <td>354</td> <td>148 Average</td> </tr> </tbody> </table>	Peak	Freq	Level	Limit	Read	Ant	Cable	Preamp	Aux	APos	TPos	Remark		MHz	dBuV/m	dBuV/m	dB	dBuV	dB/m	dB	dB	dB	cm	deg	1	10440.00	51.01	68.20	-17.19	34.06	38.60	18.51	41.47	0.51	--	-- PEAK	2	15660.00	52.26	74.00	-21.74	35.38	38.12	22.91	44.62	0.47	354	148 PEAK	3	15660.00	42.82	54.00	-11.18	25.94	38.12	22.91	44.62	0.47	354	148 Average	<p>Site : 03CH20-HY Condition: PEAK(UNII) 3m HF_91200_02360_231030 VERTICAL</p> <table border="1"> <thead> <tr> <th>Peak</th> <th>Freq</th> <th>Level</th> <th>Limit</th> <th>Read</th> <th>Ant</th> <th>Cable</th> <th>Preamp</th> <th>Aux</th> <th>APos</th> <th>TPos</th> <th>Remark</th> </tr> <tr> <th></th> <th>MHz</th> <th>dBuV/m</th> <th>dBuV/m</th> <th>dB</th> <th>dBuV</th> <th>dB/m</th> <th>dB</th> <th>dB</th> <th>dB</th> <th>cm</th> <th>deg</th> </tr> </thead> <tbody> <tr> <td>1</td> <td>10440.00</td> <td>51.48</td> <td>68.20</td> <td>-16.72</td> <td>35.33</td> <td>38.60</td> <td>18.51</td> <td>41.47</td> <td>0.51</td> <td>--</td> <td>-- PEAK</td> </tr> <tr> <td>2</td> <td>15660.00</td> <td>53.60</td> <td>74.00</td> <td>-20.40</td> <td>36.72</td> <td>38.12</td> <td>22.91</td> <td>44.62</td> <td>0.47</td> <td>105</td> <td>48 PEAK</td> </tr> <tr> <td>3</td> <td>15660.00</td> <td>42.83</td> <td>54.00</td> <td>-11.17</td> <td>25.95</td> <td>38.12</td> <td>22.91</td> <td>44.62</td> <td>0.47</td> <td>105</td> <td>48 Average</td> </tr> </tbody> </table>	Peak	Freq	Level	Limit	Read	Ant	Cable	Preamp	Aux	APos	TPos	Remark		MHz	dBuV/m	dBuV/m	dB	dBuV	dB/m	dB	dB	dB	cm	deg	1	10440.00	51.48	68.20	-16.72	35.33	38.60	18.51	41.47	0.51	--	-- PEAK	2	15660.00	53.60	74.00	-20.40	36.72	38.12	22.91	44.62	0.47	105	48 PEAK	3	15660.00	42.83	54.00	-11.17	25.95	38.12	22.91	44.62	0.47	105	48 Average
	Peak	Freq	Level	Limit	Read	Ant	Cable	Preamp	Aux	APos	TPos	Remark																																																																																																														
	MHz	dBuV/m	dBuV/m	dB	dBuV	dB/m	dB	dB	dB	cm	deg																																																																																																															
1	10440.00	51.01	68.20	-17.19	34.06	38.60	18.51	41.47	0.51	--	-- PEAK																																																																																																															
2	15660.00	52.26	74.00	-21.74	35.38	38.12	22.91	44.62	0.47	354	148 PEAK																																																																																																															
3	15660.00	42.82	54.00	-11.18	25.94	38.12	22.91	44.62	0.47	354	148 Average																																																																																																															
Peak	Freq	Level	Limit	Read	Ant	Cable	Preamp	Aux	APos	TPos	Remark																																																																																																															
	MHz	dBuV/m	dBuV/m	dB	dBuV	dB/m	dB	dB	dB	cm	deg																																																																																																															
1	10440.00	51.48	68.20	-16.72	35.33	38.60	18.51	41.47	0.51	--	-- PEAK																																																																																																															
2	15660.00	53.60	74.00	-20.40	36.72	38.12	22.91	44.62	0.47	105	48 PEAK																																																																																																															
3	15660.00	42.83	54.00	-11.17	25.95	38.12	22.91	44.62	0.47	105	48 Average																																																																																																															



	2	
Mode	Harmonic	
	U-NII-1_5.15-5.25_802.11a_CH44_5220MHz	
ANT	1	
Pol.	Horizontal	Vertical
14.47G ~14.5G Avg	<p>Site : 03CH20-HY Condition: AVG_54 3m HF_91280_02360_231030 HORIZONTAL</p>	<p>Site : 03CH20-HY Condition: AVG_54 3m HF_91280_02360_231030 VERTICAL</p>
17.7G ~18G Avg	<p>Site : 03CH20-HY Condition: AVG_54 3m HF_91280_02360_231030 HORIZONTAL</p>	<p>Site : 03CH20-HY Condition: AVG_54 3m HF_91280_02360_231030 VERTICAL</p>

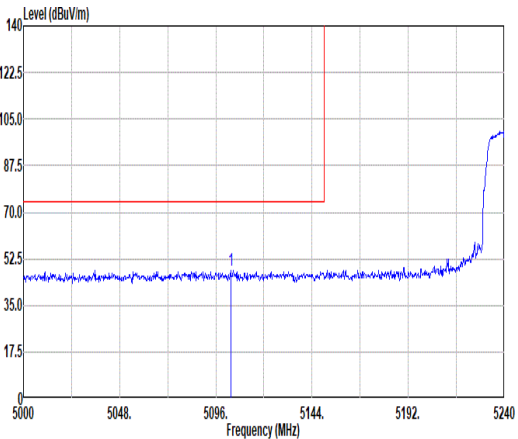
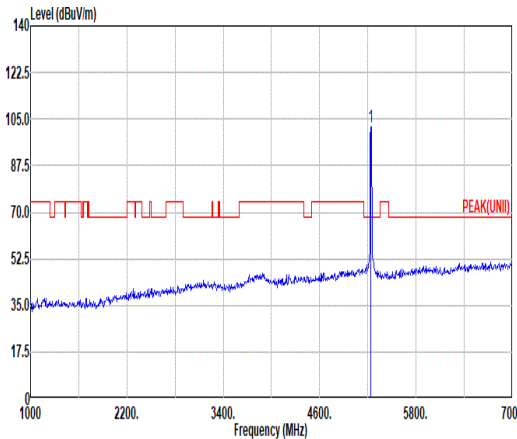
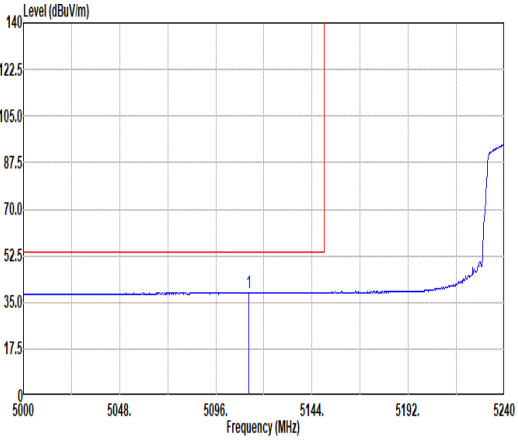
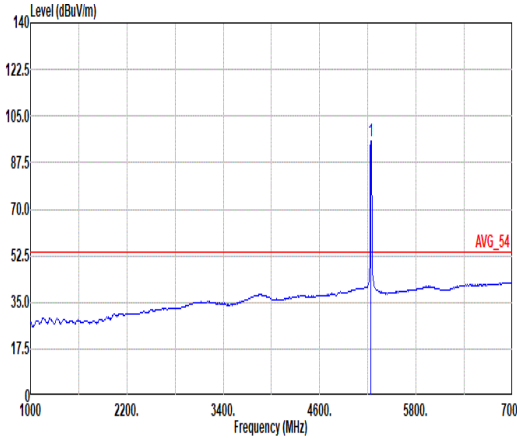


Mode	3																																																																																			
	Band Edge - L																																																																																			
	U-NII-1_5.15-5.25_802.11a_CH48_5240MHz																																																																																			
ANT	1																																																																																			
Pol.	Horizontal	Fundamental																																																																																		
Peak	<p>Site : 03CH20-HY Condition: PEAK_BE_74 3m HF_91200_02360_231030 HORIZONTAL : RBW:1000.000kHz VBW:3000.000kHz SWT:Auto</p> <table border="1"> <thead> <tr> <th>Limit</th> <th>Read</th> <th>Ant</th> <th>Cable</th> <th>Preamp</th> <th>Aux</th> <th>APos</th> <th>TPos</th> <th>Remark</th> </tr> <tr> <th>Freq</th> <th>Level</th> <th>Line</th> <th>Margin</th> <th>Level</th> <th>Factor</th> <th>Loss</th> <th>Factor</th> <th>Factor</th> </tr> <tr> <th>MHz</th> <th>dBuV/m</th> <th>dBuV/m</th> <th>dB</th> <th>dBuV</th> <th>dB/m</th> <th>dB</th> <th>dB</th> <th>cm</th> <th>deg</th> </tr> </thead> <tbody> <tr> <td>1</td> <td>5082.80</td> <td>48.87</td> <td>74.00</td> <td>-25.13</td> <td>40.65</td> <td>33.10</td> <td>12.85</td> <td>37.73</td> <td>0.00</td> <td>146</td> <td>67</td> <td>PEAK</td> </tr> </tbody> </table>	Limit	Read	Ant	Cable	Preamp	Aux	APos	TPos	Remark	Freq	Level	Line	Margin	Level	Factor	Loss	Factor	Factor	MHz	dBuV/m	dBuV/m	dB	dBuV	dB/m	dB	dB	cm	deg	1	5082.80	48.87	74.00	-25.13	40.65	33.10	12.85	37.73	0.00	146	67	PEAK	<p>Site : 03CH20-HY Condition: PEAK(UNII) 3m HF_91200_02360_231030 HORIZONTAL : RBW:1000.000kHz VBW:3000.000kHz SWT:Auto</p> <table border="1"> <thead> <tr> <th>Limit</th> <th>Read</th> <th>Ant</th> <th>Cable</th> <th>Preamp</th> <th>Aux</th> <th>APos</th> <th>TPos</th> <th>Remark</th> </tr> <tr> <th>Freq</th> <th>Level</th> <th>Line</th> <th>Margin</th> <th>Level</th> <th>Factor</th> <th>Loss</th> <th>Factor</th> <th>Factor</th> </tr> <tr> <th>MHz</th> <th>dBuV/m</th> <th>dBuV/m</th> <th>dB</th> <th>dBuV</th> <th>dB/m</th> <th>dB</th> <th>dB</th> <th>cm</th> <th>deg</th> </tr> </thead> <tbody> <tr> <td>1</td> <td>5240.00</td> <td>99.76</td> <td>-----</td> <td>-----</td> <td>91.62</td> <td>32.97</td> <td>13.01</td> <td>37.84</td> <td>0.00</td> <td>146</td> <td>67</td> <td>PEAK</td> </tr> </tbody> </table>	Limit	Read	Ant	Cable	Preamp	Aux	APos	TPos	Remark	Freq	Level	Line	Margin	Level	Factor	Loss	Factor	Factor	MHz	dBuV/m	dBuV/m	dB	dBuV	dB/m	dB	dB	cm	deg	1	5240.00	99.76	-----	-----	91.62	32.97	13.01	37.84	0.00	146	67	PEAK
	Limit	Read	Ant	Cable	Preamp	Aux	APos	TPos	Remark																																																																											
Freq	Level	Line	Margin	Level	Factor	Loss	Factor	Factor																																																																												
MHz	dBuV/m	dBuV/m	dB	dBuV	dB/m	dB	dB	cm	deg																																																																											
1	5082.80	48.87	74.00	-25.13	40.65	33.10	12.85	37.73	0.00	146	67	PEAK																																																																								
Limit	Read	Ant	Cable	Preamp	Aux	APos	TPos	Remark																																																																												
Freq	Level	Line	Margin	Level	Factor	Loss	Factor	Factor																																																																												
MHz	dBuV/m	dBuV/m	dB	dBuV	dB/m	dB	dB	cm	deg																																																																											
1	5240.00	99.76	-----	-----	91.62	32.97	13.01	37.84	0.00	146	67	PEAK																																																																								
Avg	<p>Site : 03CH20-HY Condition: AVG_BE_54 3m HF_91200_02360_231030 HORIZONTAL : RBW:1000.000kHz VBW:0.750kHz SWT:Auto</p> <table border="1"> <thead> <tr> <th>Limit</th> <th>Read</th> <th>Ant</th> <th>Cable</th> <th>Preamp</th> <th>Aux</th> <th>APos</th> <th>TPos</th> <th>Remark</th> </tr> <tr> <th>Freq</th> <th>Level</th> <th>Line</th> <th>Margin</th> <th>Level</th> <th>Factor</th> <th>Loss</th> <th>Factor</th> <th>Factor</th> </tr> <tr> <th>MHz</th> <th>dBuV/m</th> <th>dBuV/m</th> <th>dB</th> <th>dBuV</th> <th>dB/m</th> <th>dB</th> <th>dB</th> <th>cm</th> <th>deg</th> </tr> </thead> <tbody> <tr> <td>1</td> <td>5080.64</td> <td>38.29</td> <td>54.00</td> <td>-15.71</td> <td>30.07</td> <td>33.10</td> <td>12.85</td> <td>37.73</td> <td>0.00</td> <td>146</td> <td>67</td> <td>AVERAGE</td> </tr> </tbody> </table>	Limit	Read	Ant	Cable	Preamp	Aux	APos	TPos	Remark	Freq	Level	Line	Margin	Level	Factor	Loss	Factor	Factor	MHz	dBuV/m	dBuV/m	dB	dBuV	dB/m	dB	dB	cm	deg	1	5080.64	38.29	54.00	-15.71	30.07	33.10	12.85	37.73	0.00	146	67	AVERAGE	<p>Site : 03CH20-HY Condition: AVG_54 3m HF_91200_02360_231030 HORIZONTAL : RBW:1000.000kHz VBW:0.750kHz SWT:Auto</p> <table border="1"> <thead> <tr> <th>Limit</th> <th>Read</th> <th>Ant</th> <th>Cable</th> <th>Preamp</th> <th>Aux</th> <th>APos</th> <th>TPos</th> <th>Remark</th> </tr> <tr> <th>Freq</th> <th>Level</th> <th>Line</th> <th>Margin</th> <th>Level</th> <th>Factor</th> <th>Loss</th> <th>Factor</th> <th>Factor</th> </tr> <tr> <th>MHz</th> <th>dBuV/m</th> <th>dBuV/m</th> <th>dB</th> <th>dBuV</th> <th>dB/m</th> <th>dB</th> <th>dB</th> <th>cm</th> <th>deg</th> </tr> </thead> <tbody> <tr> <td>1</td> <td>5240.00</td> <td>93.10</td> <td>-----</td> <td>-----</td> <td>84.96</td> <td>32.97</td> <td>13.01</td> <td>37.84</td> <td>0.00</td> <td>146</td> <td>67</td> <td>AVERAGE</td> </tr> </tbody> </table>	Limit	Read	Ant	Cable	Preamp	Aux	APos	TPos	Remark	Freq	Level	Line	Margin	Level	Factor	Loss	Factor	Factor	MHz	dBuV/m	dBuV/m	dB	dBuV	dB/m	dB	dB	cm	deg	1	5240.00	93.10	-----	-----	84.96	32.97	13.01	37.84	0.00	146	67	AVERAGE
Limit	Read	Ant	Cable	Preamp	Aux	APos	TPos	Remark																																																																												
Freq	Level	Line	Margin	Level	Factor	Loss	Factor	Factor																																																																												
MHz	dBuV/m	dBuV/m	dB	dBuV	dB/m	dB	dB	cm	deg																																																																											
1	5080.64	38.29	54.00	-15.71	30.07	33.10	12.85	37.73	0.00	146	67	AVERAGE																																																																								
Limit	Read	Ant	Cable	Preamp	Aux	APos	TPos	Remark																																																																												
Freq	Level	Line	Margin	Level	Factor	Loss	Factor	Factor																																																																												
MHz	dBuV/m	dBuV/m	dB	dBuV	dB/m	dB	dB	cm	deg																																																																											
1	5240.00	93.10	-----	-----	84.96	32.97	13.01	37.84	0.00	146	67	AVERAGE																																																																								



	3																																										
Mode	Band Edge - R																																										
	U-NII-1_5.15-5.25_802.11a_CH48_5240MHz																																										
ANT	1																																										
Pol.	Horizontal	Fundamental																																									
Peak	<p>Level (dBuV/m)</p> <p>Frequency (MHz)</p> <p>PEAK_BE_74</p> <p>Site : 03CH20-HY Condition: PEAK_BE_74 3m HF_91200_02360_231030 HORIZONTAL : RBW:1000.000kHz VBW:3000.000kHz SMT:Auto</p> <table border="1"> <thead> <tr> <th>Limit</th> <th>Read</th> <th>Ant</th> <th>Cable</th> <th>Preamp</th> <th>Aux</th> <th>APos</th> <th>TPos</th> <th>Remark</th> </tr> <tr> <th>Freq</th> <th>Level</th> <th>Line</th> <th>Margin</th> <th>Level</th> <th>Factor</th> <th>Loss</th> <th>Factor</th> <th>Factor</th> </tr> <tr> <th>MHz</th> <th>dBuV/m</th> <th>dBuV/m</th> <th>dB</th> <th>dBuV</th> <th>dB/m</th> <th>dB</th> <th>dB</th> <th>cm</th> <th>deg</th> </tr> </thead> <tbody> <tr> <td>1</td> <td>5367.38</td> <td>47.71</td> <td>74.00</td> <td>-26.29</td> <td>39.66</td> <td>32.77</td> <td>13.21</td> <td>37.93</td> <td>0.00</td> <td>146</td> <td>67</td> <td>PEAK</td> </tr> </tbody> </table>	Limit	Read	Ant	Cable	Preamp	Aux	APos	TPos	Remark	Freq	Level	Line	Margin	Level	Factor	Loss	Factor	Factor	MHz	dBuV/m	dBuV/m	dB	dBuV	dB/m	dB	dB	cm	deg	1	5367.38	47.71	74.00	-26.29	39.66	32.77	13.21	37.93	0.00	146	67	PEAK	Blank
	Limit	Read	Ant	Cable	Preamp	Aux	APos	TPos	Remark																																		
Freq	Level	Line	Margin	Level	Factor	Loss	Factor	Factor																																			
MHz	dBuV/m	dBuV/m	dB	dBuV	dB/m	dB	dB	cm	deg																																		
1	5367.38	47.71	74.00	-26.29	39.66	32.77	13.21	37.93	0.00	146	67	PEAK																															
Avg	<p>Level (dBuV/m)</p> <p>Frequency (MHz)</p> <p>AVG_BE_54</p> <p>Site : 03CH20-HY Condition: AVG_BE_54 3m HF_91200_02360_231030 HORIZONTAL : RBW:1000.000kHz VBW:0.750kHz SMT:Auto</p> <table border="1"> <thead> <tr> <th>Limit</th> <th>Read</th> <th>Ant</th> <th>Cable</th> <th>Preamp</th> <th>Aux</th> <th>APos</th> <th>TPos</th> <th>Remark</th> </tr> <tr> <th>Freq</th> <th>Level</th> <th>Line</th> <th>Margin</th> <th>Level</th> <th>Factor</th> <th>Loss</th> <th>Factor</th> <th>Factor</th> </tr> <tr> <th>MHz</th> <th>dBuV/m</th> <th>dBuV/m</th> <th>dB</th> <th>dBuV</th> <th>dB/m</th> <th>dB</th> <th>dB</th> <th>cm</th> <th>deg</th> </tr> </thead> <tbody> <tr> <td>1</td> <td>5350.22</td> <td>37.63</td> <td>54.00</td> <td>-16.37</td> <td>29.56</td> <td>32.00</td> <td>13.19</td> <td>37.92</td> <td>0.00</td> <td>146</td> <td>67</td> <td>AVERAGE</td> </tr> </tbody> </table>	Limit	Read	Ant	Cable	Preamp	Aux	APos	TPos	Remark	Freq	Level	Line	Margin	Level	Factor	Loss	Factor	Factor	MHz	dBuV/m	dBuV/m	dB	dBuV	dB/m	dB	dB	cm	deg	1	5350.22	37.63	54.00	-16.37	29.56	32.00	13.19	37.92	0.00	146	67	AVERAGE	Blank
Limit	Read	Ant	Cable	Preamp	Aux	APos	TPos	Remark																																			
Freq	Level	Line	Margin	Level	Factor	Loss	Factor	Factor																																			
MHz	dBuV/m	dBuV/m	dB	dBuV	dB/m	dB	dB	cm	deg																																		
1	5350.22	37.63	54.00	-16.37	29.56	32.00	13.19	37.92	0.00	146	67	AVERAGE																															



Mode	3																																																																																			
	Band Edge - L																																																																																			
	U-NII-1_5.15-5.25_802.11a_CH48_5240MHz																																																																																			
ANT	1																																																																																			
Pol.	Vertical	Fundamental																																																																																		
Peak	 <p>Level (dBuV/m)</p> <p>Frequency (MHz)</p> <p>Site : 03CH20-HY Condition: PEAK_BE_74 3m HF_91200_02360_231030 VERTICAL : RBW:1000.000kHz VBW:3000.000kHz SWT:Auto</p> <table border="1"> <thead> <tr> <th>Limit</th> <th>Read</th> <th>Ant</th> <th>Cable</th> <th>Preamp</th> <th>Aux</th> <th>APos</th> <th>TPos</th> <th>Remark</th> </tr> <tr> <th>Freq</th> <th>Level</th> <th>Line Margin</th> <th>Level Factor</th> <th>Loss Factor</th> <th>Factor</th> <th></th> <th></th> <th></th> </tr> <tr> <th>MHz</th> <th>dBuV/m</th> <th>dBuV/m</th> <th>dB</th> <th>dBuV</th> <th>dB/m</th> <th>dB</th> <th>dB</th> <th>cm</th> <th>deg</th> </tr> </thead> <tbody> <tr> <td>1</td> <td>5103.44</td> <td>48.33</td> <td>74.00</td> <td>-25.67</td> <td>40.11</td> <td>33.09</td> <td>12.87</td> <td>37.74</td> <td>0.00</td> <td>100</td> <td>159</td> <td>PEAK</td> </tr> </tbody> </table>	Limit	Read	Ant	Cable	Preamp	Aux	APos	TPos	Remark	Freq	Level	Line Margin	Level Factor	Loss Factor	Factor				MHz	dBuV/m	dBuV/m	dB	dBuV	dB/m	dB	dB	cm	deg	1	5103.44	48.33	74.00	-25.67	40.11	33.09	12.87	37.74	0.00	100	159	PEAK	 <p>Level (dBuV/m)</p> <p>Frequency (MHz)</p> <p>Site : 03CH20-HY Condition: PEAK(UNII) 3m HF_91200_02360_231030 VERTICAL : RBW:1000.000kHz VBW:3000.000kHz SWT:Auto</p> <table border="1"> <thead> <tr> <th>Limit</th> <th>Read</th> <th>Ant</th> <th>Cable</th> <th>Preamp</th> <th>Aux</th> <th>APos</th> <th>TPos</th> <th>Remark</th> </tr> <tr> <th>Freq</th> <th>Level</th> <th>Line Margin</th> <th>Level Factor</th> <th>Loss Factor</th> <th>Factor</th> <th></th> <th></th> <th></th> </tr> <tr> <th>MHz</th> <th>dBuV/m</th> <th>dBuV/m</th> <th>dB</th> <th>dBuV</th> <th>dB/m</th> <th>dB</th> <th>dB</th> <th>cm</th> <th>deg</th> </tr> </thead> <tbody> <tr> <td>1</td> <td>5240.00</td> <td>102.01</td> <td>-----</td> <td>-----</td> <td>93.85</td> <td>32.98</td> <td>13.02</td> <td>37.84</td> <td>0.00</td> <td>100</td> <td>159</td> <td>PEAK</td> </tr> </tbody> </table>	Limit	Read	Ant	Cable	Preamp	Aux	APos	TPos	Remark	Freq	Level	Line Margin	Level Factor	Loss Factor	Factor				MHz	dBuV/m	dBuV/m	dB	dBuV	dB/m	dB	dB	cm	deg	1	5240.00	102.01	-----	-----	93.85	32.98	13.02	37.84	0.00	100	159	PEAK
	Limit	Read	Ant	Cable	Preamp	Aux	APos	TPos	Remark																																																																											
Freq	Level	Line Margin	Level Factor	Loss Factor	Factor																																																																															
MHz	dBuV/m	dBuV/m	dB	dBuV	dB/m	dB	dB	cm	deg																																																																											
1	5103.44	48.33	74.00	-25.67	40.11	33.09	12.87	37.74	0.00	100	159	PEAK																																																																								
Limit	Read	Ant	Cable	Preamp	Aux	APos	TPos	Remark																																																																												
Freq	Level	Line Margin	Level Factor	Loss Factor	Factor																																																																															
MHz	dBuV/m	dBuV/m	dB	dBuV	dB/m	dB	dB	cm	deg																																																																											
1	5240.00	102.01	-----	-----	93.85	32.98	13.02	37.84	0.00	100	159	PEAK																																																																								
Avg	 <p>Level (dBuV/m)</p> <p>Frequency (MHz)</p> <p>Site : 03CH20-HY Condition: AVG_BE_54 3m HF_91200_02360_231030 VERTICAL : RBW:1000.000kHz VBW:0.750kHz SWT:Auto</p> <table border="1"> <thead> <tr> <th>Limit</th> <th>Read</th> <th>Ant</th> <th>Cable</th> <th>Preamp</th> <th>Aux</th> <th>APos</th> <th>TPos</th> <th>Remark</th> </tr> <tr> <th>Freq</th> <th>Level</th> <th>Line Margin</th> <th>Level Factor</th> <th>Loss Factor</th> <th>Factor</th> <th></th> <th></th> <th></th> </tr> <tr> <th>MHz</th> <th>dBuV/m</th> <th>dBuV/m</th> <th>dB</th> <th>dBuV</th> <th>dB/m</th> <th>dB</th> <th>dB</th> <th>cm</th> <th>deg</th> </tr> </thead> <tbody> <tr> <td>1</td> <td>5112.56</td> <td>38.72</td> <td>54.00</td> <td>-15.28</td> <td>30.54</td> <td>33.05</td> <td>12.88</td> <td>37.75</td> <td>0.00</td> <td>100</td> <td>159</td> <td>AVERAGE</td> </tr> </tbody> </table>	Limit	Read	Ant	Cable	Preamp	Aux	APos	TPos	Remark	Freq	Level	Line Margin	Level Factor	Loss Factor	Factor				MHz	dBuV/m	dBuV/m	dB	dBuV	dB/m	dB	dB	cm	deg	1	5112.56	38.72	54.00	-15.28	30.54	33.05	12.88	37.75	0.00	100	159	AVERAGE	 <p>Level (dBuV/m)</p> <p>Frequency (MHz)</p> <p>Site : 03CH20-HY Condition: AVG_54 3m HF_91200_02360_231030 VERTICAL : RBW:1000.000kHz VBW:0.750kHz SWT:Auto</p> <table border="1"> <thead> <tr> <th>Limit</th> <th>Read</th> <th>Ant</th> <th>Cable</th> <th>Preamp</th> <th>Aux</th> <th>APos</th> <th>TPos</th> <th>Remark</th> </tr> <tr> <th>Freq</th> <th>Level</th> <th>Line Margin</th> <th>Level Factor</th> <th>Loss Factor</th> <th>Factor</th> <th></th> <th></th> <th></th> </tr> <tr> <th>MHz</th> <th>dBuV/m</th> <th>dBuV/m</th> <th>dB</th> <th>dBuV</th> <th>dB/m</th> <th>dB</th> <th>dB</th> <th>cm</th> <th>deg</th> </tr> </thead> <tbody> <tr> <td>1</td> <td>5240.00</td> <td>95.51</td> <td>-----</td> <td>-----</td> <td>87.37</td> <td>32.97</td> <td>13.01</td> <td>37.84</td> <td>0.00</td> <td>100</td> <td>159</td> <td>AVERAGE</td> </tr> </tbody> </table>	Limit	Read	Ant	Cable	Preamp	Aux	APos	TPos	Remark	Freq	Level	Line Margin	Level Factor	Loss Factor	Factor				MHz	dBuV/m	dBuV/m	dB	dBuV	dB/m	dB	dB	cm	deg	1	5240.00	95.51	-----	-----	87.37	32.97	13.01	37.84	0.00	100	159	AVERAGE
Limit	Read	Ant	Cable	Preamp	Aux	APos	TPos	Remark																																																																												
Freq	Level	Line Margin	Level Factor	Loss Factor	Factor																																																																															
MHz	dBuV/m	dBuV/m	dB	dBuV	dB/m	dB	dB	cm	deg																																																																											
1	5112.56	38.72	54.00	-15.28	30.54	33.05	12.88	37.75	0.00	100	159	AVERAGE																																																																								
Limit	Read	Ant	Cable	Preamp	Aux	APos	TPos	Remark																																																																												
Freq	Level	Line Margin	Level Factor	Loss Factor	Factor																																																																															
MHz	dBuV/m	dBuV/m	dB	dBuV	dB/m	dB	dB	cm	deg																																																																											
1	5240.00	95.51	-----	-----	87.37	32.97	13.01	37.84	0.00	100	159	AVERAGE																																																																								



Mode	3																																										
	Band Edge - R																																										
	U-NII-1_5.15-5.25_802.11a_CH48_5240MHz																																										
ANT	1																																										
Pol.	Vertical	Fundamental																																									
Peak	<p>Site : 03CH20-HY Condition: PEAK_BE_74 3m HF_91200_02360_231030 VERTICAL : RBW:1000.000kHz VBW:3000.000kHz SMT:Auto</p> <table border="1"> <thead> <tr> <th>Limit</th> <th>Read</th> <th>Ant</th> <th>Cable</th> <th>Preamp</th> <th>Aux</th> <th>APos</th> <th>TPos</th> <th>Remark</th> </tr> <tr> <th>Freq</th> <th>Level</th> <th>Line</th> <th>Margin</th> <th>Level</th> <th>Factor</th> <th>Loss</th> <th>Factor</th> <th>Factor</th> </tr> <tr> <th>MHz</th> <th>dBuV/m</th> <th>dBuV/m</th> <th>dB</th> <th>dBuV</th> <th>dB/m</th> <th>dB</th> <th>dB</th> <th>cm</th> <th>deg</th> </tr> </thead> <tbody> <tr> <td>1</td> <td>5374.86</td> <td>46.59</td> <td>74.00</td> <td>-27.41</td> <td>38.56</td> <td>32.75</td> <td>13.22</td> <td>37.94</td> <td>0.00</td> <td>100</td> <td>159</td> <td>PEAK</td> </tr> </tbody> </table>	Limit	Read	Ant	Cable	Preamp	Aux	APos	TPos	Remark	Freq	Level	Line	Margin	Level	Factor	Loss	Factor	Factor	MHz	dBuV/m	dBuV/m	dB	dBuV	dB/m	dB	dB	cm	deg	1	5374.86	46.59	74.00	-27.41	38.56	32.75	13.22	37.94	0.00	100	159	PEAK	Blank
Limit	Read	Ant	Cable	Preamp	Aux	APos	TPos	Remark																																			
Freq	Level	Line	Margin	Level	Factor	Loss	Factor	Factor																																			
MHz	dBuV/m	dBuV/m	dB	dBuV	dB/m	dB	dB	cm	deg																																		
1	5374.86	46.59	74.00	-27.41	38.56	32.75	13.22	37.94	0.00	100	159	PEAK																															
Avg	<p>Site : 03CH20-HY Condition: AVG_BE_54 3m HF_91200_02360_231030 VERTICAL : RBW:1000.000kHz VBW:0.750kHz SMT:Auto</p> <table border="1"> <thead> <tr> <th>Limit</th> <th>Read</th> <th>Ant</th> <th>Cable</th> <th>Preamp</th> <th>Aux</th> <th>APos</th> <th>TPos</th> <th>Remark</th> </tr> <tr> <th>Freq</th> <th>Level</th> <th>Line</th> <th>Margin</th> <th>Level</th> <th>Factor</th> <th>Loss</th> <th>Factor</th> <th>Factor</th> </tr> <tr> <th>MHz</th> <th>dBuV/m</th> <th>dBuV/m</th> <th>dB</th> <th>dBuV</th> <th>dB/m</th> <th>dB</th> <th>dB</th> <th>cm</th> <th>deg</th> </tr> </thead> <tbody> <tr> <td>1</td> <td>5355.72</td> <td>37.79</td> <td>54.00</td> <td>-16.21</td> <td>29.74</td> <td>32.79</td> <td>13.19</td> <td>37.93</td> <td>0.00</td> <td>100</td> <td>159</td> <td>AVERAGE</td> </tr> </tbody> </table>	Limit	Read	Ant	Cable	Preamp	Aux	APos	TPos	Remark	Freq	Level	Line	Margin	Level	Factor	Loss	Factor	Factor	MHz	dBuV/m	dBuV/m	dB	dBuV	dB/m	dB	dB	cm	deg	1	5355.72	37.79	54.00	-16.21	29.74	32.79	13.19	37.93	0.00	100	159	AVERAGE	Blank
Limit	Read	Ant	Cable	Preamp	Aux	APos	TPos	Remark																																			
Freq	Level	Line	Margin	Level	Factor	Loss	Factor	Factor																																			
MHz	dBuV/m	dBuV/m	dB	dBuV	dB/m	dB	dB	cm	deg																																		
1	5355.72	37.79	54.00	-16.21	29.74	32.79	13.19	37.93	0.00	100	159	AVERAGE																															

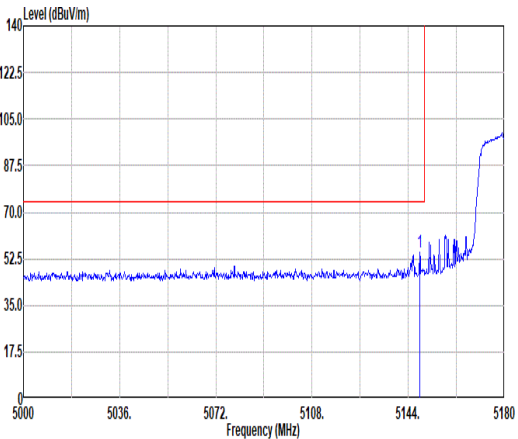
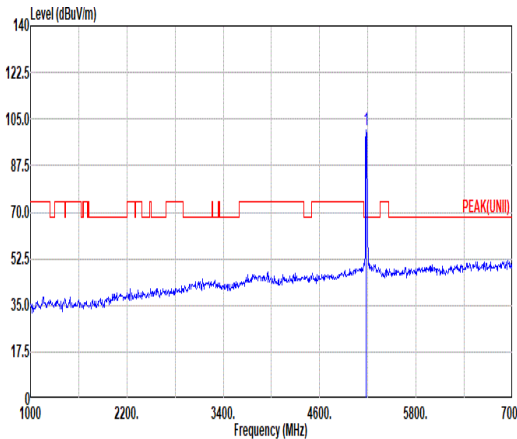
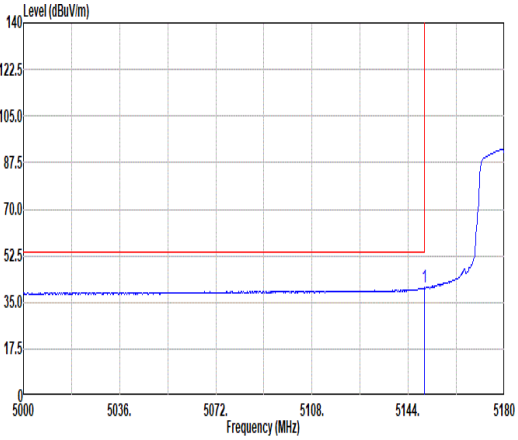
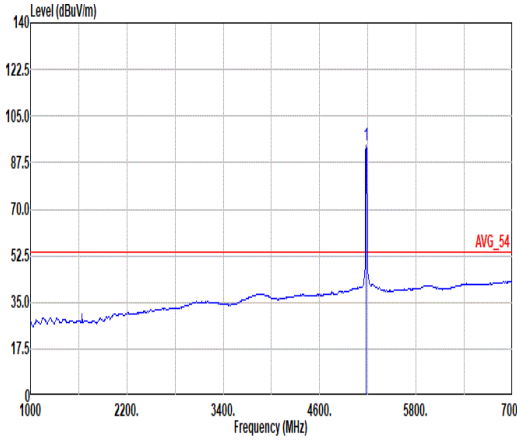


Mode	3																																																																																																																																			
	Harmonic																																																																																																																																			
	U-NII-1_5.15-5.25_802.11a_CH48_5240MHz																																																																																																																																			
ANT	1																																																																																																																																			
Pol.	Horizontal	Vertical																																																																																																																																		
Peak Avg	<p>Site : 03CH20-HY Condition: PEAK(UNII) 3m HF_91200_02360_231030 HORIZONTAL</p> <table border="1"> <thead> <tr> <th>Peak</th> <th>Freq</th> <th>Level</th> <th>Limit</th> <th>Line Margin</th> <th>Read</th> <th>Ant</th> <th>Cable</th> <th>Preamp</th> <th>Aux</th> <th>APos</th> <th>TPos</th> <th>Remark</th> </tr> <tr> <th></th> <th>MHz</th> <th>dBuV/m</th> <th>dBuV/m</th> <th>dB</th> <th>dBuV</th> <th>dB/m</th> <th>dB</th> <th>dB</th> <th>dB</th> <th>cm</th> <th>deg</th> <th></th> </tr> </thead> <tbody> <tr> <td>1</td> <td>10480.00</td> <td>51.23</td> <td>68.20</td> <td>-16.97</td> <td>35.06</td> <td>38.60</td> <td>18.55</td> <td>41.49</td> <td>0.51</td> <td>--</td> <td>--</td> <td>PEAK</td> </tr> <tr> <td>2</td> <td>15720.00</td> <td>52.83</td> <td>74.00</td> <td>-21.17</td> <td>35.00</td> <td>38.16</td> <td>22.96</td> <td>44.56</td> <td>0.47</td> <td>109</td> <td>258</td> <td>PEAK</td> </tr> <tr> <td>3</td> <td>15720.00</td> <td>42.91</td> <td>54.00</td> <td>-11.09</td> <td>25.88</td> <td>38.16</td> <td>22.96</td> <td>44.56</td> <td>0.47</td> <td>109</td> <td>258</td> <td>Average</td> </tr> </tbody> </table>	Peak	Freq	Level	Limit	Line Margin	Read	Ant	Cable	Preamp	Aux	APos	TPos	Remark		MHz	dBuV/m	dBuV/m	dB	dBuV	dB/m	dB	dB	dB	cm	deg		1	10480.00	51.23	68.20	-16.97	35.06	38.60	18.55	41.49	0.51	--	--	PEAK	2	15720.00	52.83	74.00	-21.17	35.00	38.16	22.96	44.56	0.47	109	258	PEAK	3	15720.00	42.91	54.00	-11.09	25.88	38.16	22.96	44.56	0.47	109	258	Average	<p>Site : 03CH20-HY Condition: PEAK(UNII) 3m HF_91200_02360_231030 VERTICAL</p> <table border="1"> <thead> <tr> <th>Peak</th> <th>Freq</th> <th>Level</th> <th>Limit</th> <th>Line Margin</th> <th>Read</th> <th>Ant</th> <th>Cable</th> <th>Preamp</th> <th>Aux</th> <th>APos</th> <th>TPos</th> <th>Remark</th> </tr> <tr> <th></th> <th>MHz</th> <th>dBuV/m</th> <th>dBuV/m</th> <th>dB</th> <th>dBuV</th> <th>dB/m</th> <th>dB</th> <th>dB</th> <th>dB</th> <th>cm</th> <th>deg</th> <th></th> </tr> </thead> <tbody> <tr> <td>1</td> <td>10480.00</td> <td>51.75</td> <td>68.20</td> <td>-16.45</td> <td>35.58</td> <td>38.60</td> <td>18.55</td> <td>41.49</td> <td>0.51</td> <td>--</td> <td>--</td> <td>PEAK</td> </tr> <tr> <td>2</td> <td>15720.00</td> <td>51.95</td> <td>74.00</td> <td>-22.05</td> <td>34.92</td> <td>38.16</td> <td>22.96</td> <td>44.56</td> <td>0.47</td> <td>348</td> <td>25</td> <td>PEAK</td> </tr> <tr> <td>3</td> <td>15720.00</td> <td>42.90</td> <td>54.00</td> <td>-11.10</td> <td>25.87</td> <td>38.16</td> <td>22.96</td> <td>44.56</td> <td>0.47</td> <td>348</td> <td>25</td> <td>Average</td> </tr> </tbody> </table>	Peak	Freq	Level	Limit	Line Margin	Read	Ant	Cable	Preamp	Aux	APos	TPos	Remark		MHz	dBuV/m	dBuV/m	dB	dBuV	dB/m	dB	dB	dB	cm	deg		1	10480.00	51.75	68.20	-16.45	35.58	38.60	18.55	41.49	0.51	--	--	PEAK	2	15720.00	51.95	74.00	-22.05	34.92	38.16	22.96	44.56	0.47	348	25	PEAK	3	15720.00	42.90	54.00	-11.10	25.87	38.16	22.96	44.56	0.47	348	25	Average
	Peak	Freq	Level	Limit	Line Margin	Read	Ant	Cable	Preamp	Aux	APos	TPos	Remark																																																																																																																							
	MHz	dBuV/m	dBuV/m	dB	dBuV	dB/m	dB	dB	dB	cm	deg																																																																																																																									
1	10480.00	51.23	68.20	-16.97	35.06	38.60	18.55	41.49	0.51	--	--	PEAK																																																																																																																								
2	15720.00	52.83	74.00	-21.17	35.00	38.16	22.96	44.56	0.47	109	258	PEAK																																																																																																																								
3	15720.00	42.91	54.00	-11.09	25.88	38.16	22.96	44.56	0.47	109	258	Average																																																																																																																								
Peak	Freq	Level	Limit	Line Margin	Read	Ant	Cable	Preamp	Aux	APos	TPos	Remark																																																																																																																								
	MHz	dBuV/m	dBuV/m	dB	dBuV	dB/m	dB	dB	dB	cm	deg																																																																																																																									
1	10480.00	51.75	68.20	-16.45	35.58	38.60	18.55	41.49	0.51	--	--	PEAK																																																																																																																								
2	15720.00	51.95	74.00	-22.05	34.92	38.16	22.96	44.56	0.47	348	25	PEAK																																																																																																																								
3	15720.00	42.90	54.00	-11.10	25.87	38.16	22.96	44.56	0.47	348	25	Average																																																																																																																								

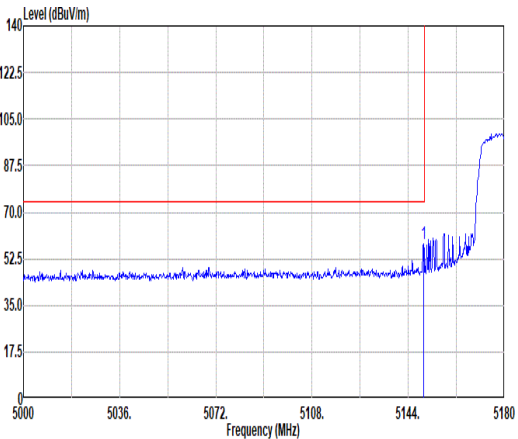
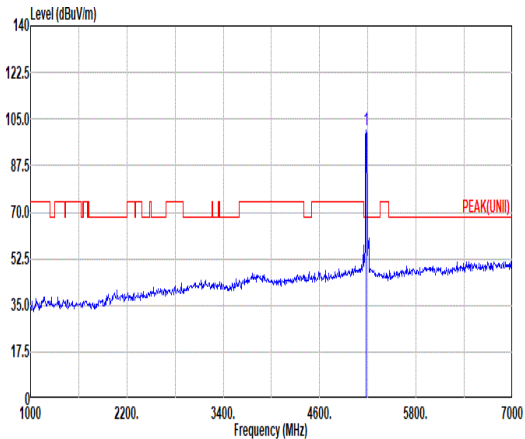
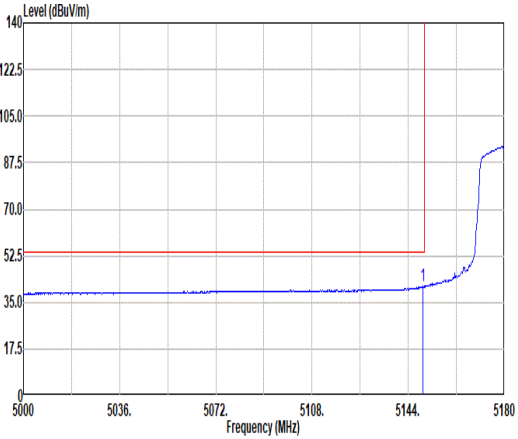
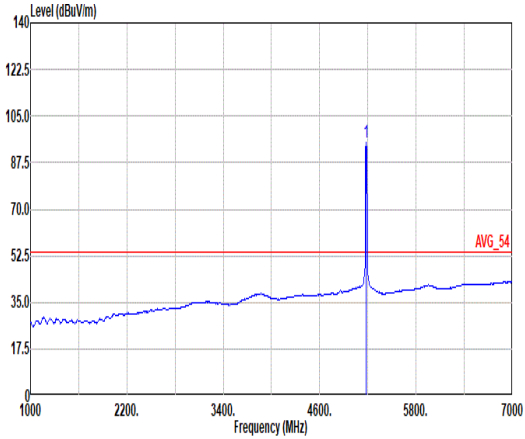


	3	
Mode	Harmonic	
	U-NII-1_5.15-5.25_802.11a_CH48_5240MHz	
ANT	1	
Pol.	Horizontal	Vertical
14.47G ~14.5G Avg	<p>Site : 03CH20-HY Condition: AVG_54 3m HF_91280_02360_231030 HORIZONTAL</p>	<p>Site : 03CH20-HY Condition: AVG_54 3m HF_91280_02360_231030 VERTICAL</p>
	<p>Site : 03CH20-HY Condition: AVG_54 3m HF_91280_02360_231030 HORIZONTAL</p>	<p>Site : 03CH20-HY Condition: AVG_54 3m HF_91280_02360_231030 VERTICAL</p>



Mode	4																																																																																	
	Band Edge																																																																																	
	U-NII-1_5.15-5.25_802.11n_HT20_CH36_5180MHz																																																																																	
ANT	1																																																																																	
Pol.	Horizontal	Fundamental																																																																																
Peak	 <p>Site : 03CH20-HY Condition: PEAK_BE_74 3m HF_91200_02360_231030 HORIZONTAL : RBW:1000.000kHz VBW:3000.000kHz SWT:Auto</p> <table border="1"> <thead> <tr> <th>Limit</th> <th>Read</th> <th>Ant</th> <th>Cable</th> <th>Preamp</th> <th>Aux</th> <th>APos</th> <th>TPos</th> <th>Remark</th> </tr> <tr> <th>Freq</th> <th>Level</th> <th>Line Margin</th> <th>Level</th> <th>Factor</th> <th>Loss</th> <th>Factor</th> <th>Factor</th> <th></th> </tr> <tr> <th>MHz</th> <th>dBuV/m</th> <th>dBuV/m</th> <th>dB</th> <th>dBuV</th> <th>dB/m</th> <th>dB</th> <th>dB</th> <th>cm</th> </tr> </thead> <tbody> <tr> <td>1</td> <td>5148.32</td> <td>55.14</td> <td>74.00</td> <td>-18.86</td> <td>47.10</td> <td>32.91</td> <td>12.91</td> <td>37.78</td> <td>0.00</td> <td>100</td> <td>65</td> <td>PEAK</td> </tr> </tbody> </table>	Limit	Read	Ant	Cable	Preamp	Aux	APos	TPos	Remark	Freq	Level	Line Margin	Level	Factor	Loss	Factor	Factor		MHz	dBuV/m	dBuV/m	dB	dBuV	dB/m	dB	dB	cm	1	5148.32	55.14	74.00	-18.86	47.10	32.91	12.91	37.78	0.00	100	65	PEAK	 <p>Site : 03CH20-HY Condition: PEAK(UNII) 3m HF_91200_02360_231030 HORIZONTAL : RBW:1000.000kHz VBW:3000.000kHz SWT:Auto</p> <table border="1"> <thead> <tr> <th>Limit</th> <th>Read</th> <th>Ant</th> <th>Cable</th> <th>Preamp</th> <th>Aux</th> <th>APos</th> <th>TPos</th> <th>Remark</th> </tr> <tr> <th>Freq</th> <th>Level</th> <th>Line Margin</th> <th>Level</th> <th>Factor</th> <th>Loss</th> <th>Factor</th> <th>Factor</th> <th></th> </tr> <tr> <th>MHz</th> <th>dBuV/m</th> <th>dBuV/m</th> <th>dB</th> <th>dBuV</th> <th>dB/m</th> <th>dB</th> <th>dB</th> <th>cm</th> </tr> </thead> <tbody> <tr> <td>1</td> <td>5180.00</td> <td>100.69</td> <td>-----</td> <td>-----</td> <td>92.65</td> <td>32.90</td> <td>12.94</td> <td>37.80</td> <td>0.00</td> <td>100</td> <td>65</td> <td>PEAK</td> </tr> </tbody> </table>	Limit	Read	Ant	Cable	Preamp	Aux	APos	TPos	Remark	Freq	Level	Line Margin	Level	Factor	Loss	Factor	Factor		MHz	dBuV/m	dBuV/m	dB	dBuV	dB/m	dB	dB	cm	1	5180.00	100.69	-----	-----	92.65	32.90	12.94	37.80	0.00	100	65	PEAK
Limit	Read	Ant	Cable	Preamp	Aux	APos	TPos	Remark																																																																										
Freq	Level	Line Margin	Level	Factor	Loss	Factor	Factor																																																																											
MHz	dBuV/m	dBuV/m	dB	dBuV	dB/m	dB	dB	cm																																																																										
1	5148.32	55.14	74.00	-18.86	47.10	32.91	12.91	37.78	0.00	100	65	PEAK																																																																						
Limit	Read	Ant	Cable	Preamp	Aux	APos	TPos	Remark																																																																										
Freq	Level	Line Margin	Level	Factor	Loss	Factor	Factor																																																																											
MHz	dBuV/m	dBuV/m	dB	dBuV	dB/m	dB	dB	cm																																																																										
1	5180.00	100.69	-----	-----	92.65	32.90	12.94	37.80	0.00	100	65	PEAK																																																																						
Avg	 <p>Site : 03CH20-HY Condition: AVG_BE_54 3m HF_91200_02360_231030 HORIZONTAL : RBW:1000.000kHz VBW:0.820kHz SWT:Auto</p> <table border="1"> <thead> <tr> <th>Limit</th> <th>Read</th> <th>Ant</th> <th>Cable</th> <th>Preamp</th> <th>Aux</th> <th>APos</th> <th>TPos</th> <th>Remark</th> </tr> <tr> <th>Freq</th> <th>Level</th> <th>Line Margin</th> <th>Level</th> <th>Factor</th> <th>Loss</th> <th>Factor</th> <th>Factor</th> <th></th> </tr> <tr> <th>MHz</th> <th>dBuV/m</th> <th>dBuV/m</th> <th>dB</th> <th>dBuV</th> <th>dB/m</th> <th>dB</th> <th>dB</th> <th>cm</th> </tr> </thead> <tbody> <tr> <td>1</td> <td>5149.94</td> <td>40.61</td> <td>54.00</td> <td>-13.39</td> <td>32.58</td> <td>32.90</td> <td>12.91</td> <td>37.78</td> <td>0.00</td> <td>100</td> <td>65</td> <td>AVERAGE</td> </tr> </tbody> </table>	Limit	Read	Ant	Cable	Preamp	Aux	APos	TPos	Remark	Freq	Level	Line Margin	Level	Factor	Loss	Factor	Factor		MHz	dBuV/m	dBuV/m	dB	dBuV	dB/m	dB	dB	cm	1	5149.94	40.61	54.00	-13.39	32.58	32.90	12.91	37.78	0.00	100	65	AVERAGE	 <p>Site : 03CH20-HY Condition: AVG_54 3m HF_91200_02360_231030 HORIZONTAL : RBW:1000.000kHz VBW:0.820kHz SWT:Auto</p> <table border="1"> <thead> <tr> <th>Limit</th> <th>Read</th> <th>Ant</th> <th>Cable</th> <th>Preamp</th> <th>Aux</th> <th>APos</th> <th>TPos</th> <th>Remark</th> </tr> <tr> <th>Freq</th> <th>Level</th> <th>Line Margin</th> <th>Level</th> <th>Factor</th> <th>Loss</th> <th>Factor</th> <th>Factor</th> <th></th> </tr> <tr> <th>MHz</th> <th>dBuV/m</th> <th>dBuV/m</th> <th>dB</th> <th>dBuV</th> <th>dB/m</th> <th>dB</th> <th>dB</th> <th>cm</th> </tr> </thead> <tbody> <tr> <td>1</td> <td>5180.00</td> <td>94.23</td> <td>-----</td> <td>-----</td> <td>86.19</td> <td>32.90</td> <td>12.94</td> <td>37.80</td> <td>0.00</td> <td>100</td> <td>65</td> <td>AVERAGE</td> </tr> </tbody> </table>	Limit	Read	Ant	Cable	Preamp	Aux	APos	TPos	Remark	Freq	Level	Line Margin	Level	Factor	Loss	Factor	Factor		MHz	dBuV/m	dBuV/m	dB	dBuV	dB/m	dB	dB	cm	1	5180.00	94.23	-----	-----	86.19	32.90	12.94	37.80	0.00	100	65	AVERAGE
Limit	Read	Ant	Cable	Preamp	Aux	APos	TPos	Remark																																																																										
Freq	Level	Line Margin	Level	Factor	Loss	Factor	Factor																																																																											
MHz	dBuV/m	dBuV/m	dB	dBuV	dB/m	dB	dB	cm																																																																										
1	5149.94	40.61	54.00	-13.39	32.58	32.90	12.91	37.78	0.00	100	65	AVERAGE																																																																						
Limit	Read	Ant	Cable	Preamp	Aux	APos	TPos	Remark																																																																										
Freq	Level	Line Margin	Level	Factor	Loss	Factor	Factor																																																																											
MHz	dBuV/m	dBuV/m	dB	dBuV	dB/m	dB	dB	cm																																																																										
1	5180.00	94.23	-----	-----	86.19	32.90	12.94	37.80	0.00	100	65	AVERAGE																																																																						



Mode	4																																																																																	
	Band Edge																																																																																	
	U-NII-1_5.15-5.25_802.11n_HT20_CH36_5180MHz																																																																																	
ANT	1																																																																																	
Pol.	Vertical	Fundamental																																																																																
Peak	 <p>Level (dBuV/m)</p> <p>Frequency (MHz)</p> <p>Site : 03CH20-HY Condition: PEAK_BE_74 3m HF_91200_02360_231030 VERTICAL : RBW:1000.000kHz VBW:3000.000kHz SWT:Auto</p> <table border="1"> <thead> <tr> <th>Limit</th> <th>Read</th> <th>Ant</th> <th>Cable</th> <th>Preamp</th> <th>Aux</th> <th>APos</th> <th>TPos</th> <th>Remark</th> </tr> <tr> <th>Freq</th> <th>Level</th> <th>Line</th> <th>Margin</th> <th>Level</th> <th>Factor</th> <th>Loss</th> <th>Factor</th> <th>Factor</th> </tr> <tr> <th>MHz</th> <th>dBuV/m</th> <th>dBuV/m</th> <th>dB</th> <th>dBuV</th> <th>dB/m</th> <th>dB</th> <th>dB</th> <th>cm</th> </tr> </thead> <tbody> <tr> <td>1</td> <td>5149.76</td> <td>58.12</td> <td>74.00</td> <td>-15.88</td> <td>50.09</td> <td>32.90</td> <td>12.91</td> <td>37.78</td> <td>0.00</td> <td>100</td> <td>154</td> <td>PEAK</td> </tr> </tbody> </table>	Limit	Read	Ant	Cable	Preamp	Aux	APos	TPos	Remark	Freq	Level	Line	Margin	Level	Factor	Loss	Factor	Factor	MHz	dBuV/m	dBuV/m	dB	dBuV	dB/m	dB	dB	cm	1	5149.76	58.12	74.00	-15.88	50.09	32.90	12.91	37.78	0.00	100	154	PEAK	 <p>Level (dBuV/m)</p> <p>Frequency (MHz)</p> <p>Site : 03CH20-HY Condition: PEAK(UNII) 3m HF_91200_02360_231030 VERTICAL : RBW:1000.000kHz VBW:3000.000kHz SWT:Auto</p> <table border="1"> <thead> <tr> <th>Limit</th> <th>Read</th> <th>Ant</th> <th>Cable</th> <th>Preamp</th> <th>Aux</th> <th>APos</th> <th>TPos</th> <th>Remark</th> </tr> <tr> <th>Freq</th> <th>Level</th> <th>Line</th> <th>Margin</th> <th>Level</th> <th>Factor</th> <th>Loss</th> <th>Factor</th> <th>Factor</th> </tr> <tr> <th>MHz</th> <th>dBuV/m</th> <th>dBuV/m</th> <th>dB</th> <th>dBuV</th> <th>dB/m</th> <th>dB</th> <th>dB</th> <th>cm</th> </tr> </thead> <tbody> <tr> <td>1</td> <td>5180.00</td> <td>101.00</td> <td>-----</td> <td>-----</td> <td>92.96</td> <td>32.90</td> <td>12.94</td> <td>37.80</td> <td>0.00</td> <td>100</td> <td>154</td> <td>PEAK</td> </tr> </tbody> </table>	Limit	Read	Ant	Cable	Preamp	Aux	APos	TPos	Remark	Freq	Level	Line	Margin	Level	Factor	Loss	Factor	Factor	MHz	dBuV/m	dBuV/m	dB	dBuV	dB/m	dB	dB	cm	1	5180.00	101.00	-----	-----	92.96	32.90	12.94	37.80	0.00	100	154	PEAK
	Limit	Read	Ant	Cable	Preamp	Aux	APos	TPos	Remark																																																																									
Freq	Level	Line	Margin	Level	Factor	Loss	Factor	Factor																																																																										
MHz	dBuV/m	dBuV/m	dB	dBuV	dB/m	dB	dB	cm																																																																										
1	5149.76	58.12	74.00	-15.88	50.09	32.90	12.91	37.78	0.00	100	154	PEAK																																																																						
Limit	Read	Ant	Cable	Preamp	Aux	APos	TPos	Remark																																																																										
Freq	Level	Line	Margin	Level	Factor	Loss	Factor	Factor																																																																										
MHz	dBuV/m	dBuV/m	dB	dBuV	dB/m	dB	dB	cm																																																																										
1	5180.00	101.00	-----	-----	92.96	32.90	12.94	37.80	0.00	100	154	PEAK																																																																						
Avg	 <p>Level (dBuV/m)</p> <p>Frequency (MHz)</p> <p>Site : 03CH20-HY Condition: AVG_BE_54 3m HF_91200_02360_231030 VERTICAL : RBW:1000.000kHz VBW:0.820kHz SWT:Auto</p> <table border="1"> <thead> <tr> <th>Limit</th> <th>Read</th> <th>Ant</th> <th>Cable</th> <th>Preamp</th> <th>Aux</th> <th>APos</th> <th>TPos</th> <th>Remark</th> </tr> <tr> <th>Freq</th> <th>Level</th> <th>Line</th> <th>Margin</th> <th>Level</th> <th>Factor</th> <th>Loss</th> <th>Factor</th> <th>Factor</th> </tr> <tr> <th>MHz</th> <th>dBuV/m</th> <th>dBuV/m</th> <th>dB</th> <th>dBuV</th> <th>dB/m</th> <th>dB</th> <th>dB</th> <th>cm</th> </tr> </thead> <tbody> <tr> <td>1</td> <td>5149.50</td> <td>41.25</td> <td>54.00</td> <td>-12.75</td> <td>33.22</td> <td>32.90</td> <td>12.91</td> <td>37.78</td> <td>0.00</td> <td>100</td> <td>154</td> <td>AVERAGE</td> </tr> </tbody> </table>	Limit	Read	Ant	Cable	Preamp	Aux	APos	TPos	Remark	Freq	Level	Line	Margin	Level	Factor	Loss	Factor	Factor	MHz	dBuV/m	dBuV/m	dB	dBuV	dB/m	dB	dB	cm	1	5149.50	41.25	54.00	-12.75	33.22	32.90	12.91	37.78	0.00	100	154	AVERAGE	 <p>Level (dBuV/m)</p> <p>Frequency (MHz)</p> <p>Site : 03CH20-HY Condition: AVG_54 3m HF_91200_02360_231030 VERTICAL : RBW:1000.000kHz VBW:0.820kHz SWT:Auto</p> <table border="1"> <thead> <tr> <th>Limit</th> <th>Read</th> <th>Ant</th> <th>Cable</th> <th>Preamp</th> <th>Aux</th> <th>APos</th> <th>TPos</th> <th>Remark</th> </tr> <tr> <th>Freq</th> <th>Level</th> <th>Line</th> <th>Margin</th> <th>Level</th> <th>Factor</th> <th>Loss</th> <th>Factor</th> <th>Factor</th> </tr> <tr> <th>MHz</th> <th>dBuV/m</th> <th>dBuV/m</th> <th>dB</th> <th>dBuV</th> <th>dB/m</th> <th>dB</th> <th>dB</th> <th>cm</th> </tr> </thead> <tbody> <tr> <td>1</td> <td>5180.00</td> <td>94.97</td> <td>-----</td> <td>-----</td> <td>86.93</td> <td>32.90</td> <td>12.94</td> <td>37.80</td> <td>0.00</td> <td>100</td> <td>154</td> <td>AVERAGE</td> </tr> </tbody> </table>	Limit	Read	Ant	Cable	Preamp	Aux	APos	TPos	Remark	Freq	Level	Line	Margin	Level	Factor	Loss	Factor	Factor	MHz	dBuV/m	dBuV/m	dB	dBuV	dB/m	dB	dB	cm	1	5180.00	94.97	-----	-----	86.93	32.90	12.94	37.80	0.00	100	154	AVERAGE
Limit	Read	Ant	Cable	Preamp	Aux	APos	TPos	Remark																																																																										
Freq	Level	Line	Margin	Level	Factor	Loss	Factor	Factor																																																																										
MHz	dBuV/m	dBuV/m	dB	dBuV	dB/m	dB	dB	cm																																																																										
1	5149.50	41.25	54.00	-12.75	33.22	32.90	12.91	37.78	0.00	100	154	AVERAGE																																																																						
Limit	Read	Ant	Cable	Preamp	Aux	APos	TPos	Remark																																																																										
Freq	Level	Line	Margin	Level	Factor	Loss	Factor	Factor																																																																										
MHz	dBuV/m	dBuV/m	dB	dBuV	dB/m	dB	dB	cm																																																																										
1	5180.00	94.97	-----	-----	86.93	32.90	12.94	37.80	0.00	100	154	AVERAGE																																																																						

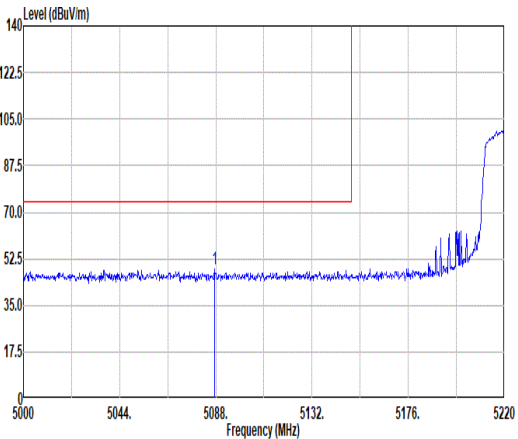
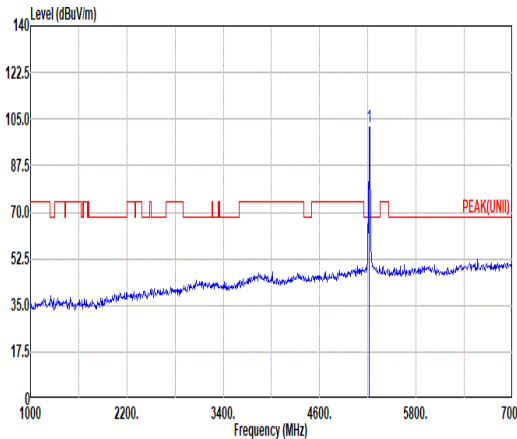
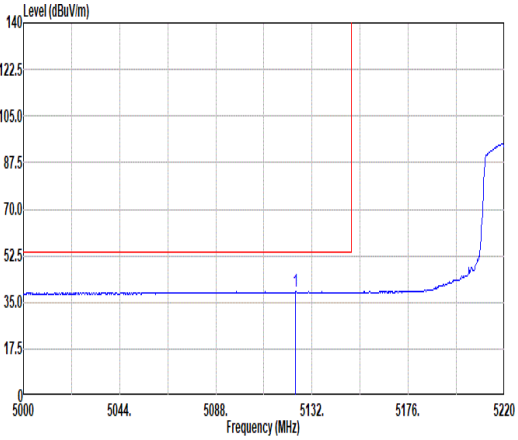
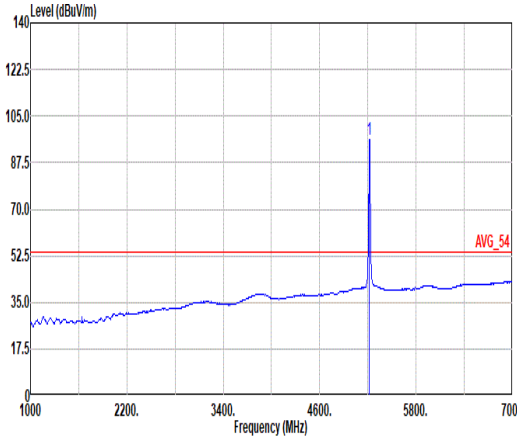


Mode	4																																																																																																																																			
	Harmonic																																																																																																																																			
	U-NII-1_5.15-5.25_802.11n HT20_CH36_5180MHz																																																																																																																																			
ANT	1																																																																																																																																			
Pol.	Horizontal	Vertical																																																																																																																																		
Peak Avg	<p>Site : 03CH20-HY Condition: PEAK(UNII) 3m HF_91200_02360_231030 HORIZONTAL</p> <table border="1"> <thead> <tr> <th>Peak</th> <th>Freq</th> <th>Level</th> <th>Limit</th> <th>Line Margin</th> <th>Read</th> <th>Ant</th> <th>Cable</th> <th>Preamp</th> <th>Aux</th> <th>APos</th> <th>TPos</th> <th>Remark</th> </tr> <tr> <th></th> <th>MHz</th> <th>dBuV/m</th> <th>dBuV/m</th> <th>dB</th> <th>dBuV</th> <th>dB/m</th> <th>dB</th> <th>dB</th> <th>dB</th> <th>cm</th> <th>deg</th> <th></th> </tr> </thead> <tbody> <tr> <td>1</td> <td>10360.00</td> <td>51.31</td> <td>68.20</td> <td>-16.89</td> <td>35.17</td> <td>38.60</td> <td>18.44</td> <td>41.42</td> <td>0.52</td> <td>--</td> <td>--</td> <td>PEAK</td> </tr> <tr> <td>2</td> <td>15540.00</td> <td>52.24</td> <td>74.00</td> <td>-21.76</td> <td>35.30</td> <td>38.40</td> <td>22.81</td> <td>44.74</td> <td>0.47</td> <td>117</td> <td>47</td> <td>PEAK</td> </tr> <tr> <td>3</td> <td>15540.00</td> <td>42.76</td> <td>54.00</td> <td>-11.24</td> <td>25.82</td> <td>38.40</td> <td>22.81</td> <td>44.74</td> <td>0.47</td> <td>117</td> <td>47</td> <td>Average</td> </tr> </tbody> </table>	Peak	Freq	Level	Limit	Line Margin	Read	Ant	Cable	Preamp	Aux	APos	TPos	Remark		MHz	dBuV/m	dBuV/m	dB	dBuV	dB/m	dB	dB	dB	cm	deg		1	10360.00	51.31	68.20	-16.89	35.17	38.60	18.44	41.42	0.52	--	--	PEAK	2	15540.00	52.24	74.00	-21.76	35.30	38.40	22.81	44.74	0.47	117	47	PEAK	3	15540.00	42.76	54.00	-11.24	25.82	38.40	22.81	44.74	0.47	117	47	Average	<p>Site : 03CH20-HY Condition: PEAK(UNII) 3m HF_91200_02360_231030 VERTICAL</p> <table border="1"> <thead> <tr> <th>Peak</th> <th>Freq</th> <th>Level</th> <th>Limit</th> <th>Line Margin</th> <th>Read</th> <th>Ant</th> <th>Cable</th> <th>Preamp</th> <th>Aux</th> <th>APos</th> <th>TPos</th> <th>Remark</th> </tr> <tr> <th></th> <th>MHz</th> <th>dBuV/m</th> <th>dBuV/m</th> <th>dB</th> <th>dBuV</th> <th>dB/m</th> <th>dB</th> <th>dB</th> <th>dB</th> <th>cm</th> <th>deg</th> <th></th> </tr> </thead> <tbody> <tr> <td>1</td> <td>10360.00</td> <td>51.62</td> <td>68.20</td> <td>-16.58</td> <td>35.48</td> <td>38.60</td> <td>18.44</td> <td>41.42</td> <td>0.52</td> <td>--</td> <td>--</td> <td>PEAK</td> </tr> <tr> <td>2</td> <td>15540.00</td> <td>52.46</td> <td>74.00</td> <td>-21.54</td> <td>35.52</td> <td>38.40</td> <td>22.81</td> <td>44.74</td> <td>0.47</td> <td>251</td> <td>21</td> <td>PEAK</td> </tr> <tr> <td>3</td> <td>15540.00</td> <td>42.78</td> <td>54.00</td> <td>-11.22</td> <td>25.84</td> <td>38.40</td> <td>22.81</td> <td>44.74</td> <td>0.47</td> <td>251</td> <td>21</td> <td>Average</td> </tr> </tbody> </table>	Peak	Freq	Level	Limit	Line Margin	Read	Ant	Cable	Preamp	Aux	APos	TPos	Remark		MHz	dBuV/m	dBuV/m	dB	dBuV	dB/m	dB	dB	dB	cm	deg		1	10360.00	51.62	68.20	-16.58	35.48	38.60	18.44	41.42	0.52	--	--	PEAK	2	15540.00	52.46	74.00	-21.54	35.52	38.40	22.81	44.74	0.47	251	21	PEAK	3	15540.00	42.78	54.00	-11.22	25.84	38.40	22.81	44.74	0.47	251	21	Average
	Peak	Freq	Level	Limit	Line Margin	Read	Ant	Cable	Preamp	Aux	APos	TPos	Remark																																																																																																																							
	MHz	dBuV/m	dBuV/m	dB	dBuV	dB/m	dB	dB	dB	cm	deg																																																																																																																									
1	10360.00	51.31	68.20	-16.89	35.17	38.60	18.44	41.42	0.52	--	--	PEAK																																																																																																																								
2	15540.00	52.24	74.00	-21.76	35.30	38.40	22.81	44.74	0.47	117	47	PEAK																																																																																																																								
3	15540.00	42.76	54.00	-11.24	25.82	38.40	22.81	44.74	0.47	117	47	Average																																																																																																																								
Peak	Freq	Level	Limit	Line Margin	Read	Ant	Cable	Preamp	Aux	APos	TPos	Remark																																																																																																																								
	MHz	dBuV/m	dBuV/m	dB	dBuV	dB/m	dB	dB	dB	cm	deg																																																																																																																									
1	10360.00	51.62	68.20	-16.58	35.48	38.60	18.44	41.42	0.52	--	--	PEAK																																																																																																																								
2	15540.00	52.46	74.00	-21.54	35.52	38.40	22.81	44.74	0.47	251	21	PEAK																																																																																																																								
3	15540.00	42.78	54.00	-11.22	25.84	38.40	22.81	44.74	0.47	251	21	Average																																																																																																																								



	4	
Mode	Harmonic	
	U-NII-1_5.15-5.25_802.11n HT20_CH36_5180MHz	
ANT	1	
Pol.	Horizontal	Vertical
14.47G ~14.5G Avg	<p>Site : 03CH20-HY Condition: AVG_54 3m HF_91280_02360_231030 HORIZONTAL</p>	<p>Site : 03CH20-HY Condition: AVG_54 3m HF_91280_02360_231030 VERTICAL</p>
17.7G ~18G Avg	<p>Site : 03CH20-HY Condition: AVG_54 3m HF_91280_02360_231030 HORIZONTAL</p>	<p>Site : 03CH20-HY Condition: AVG_54 3m HF_91280_02360_231030 VERTICAL</p>

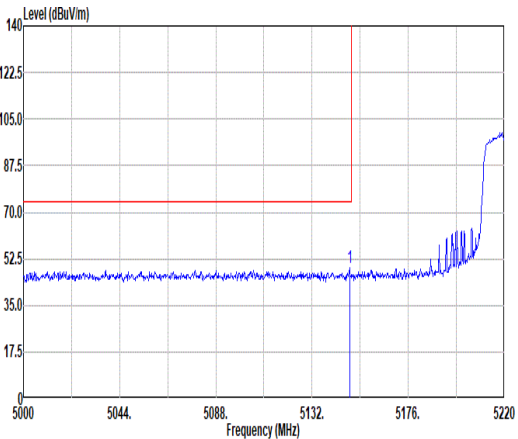
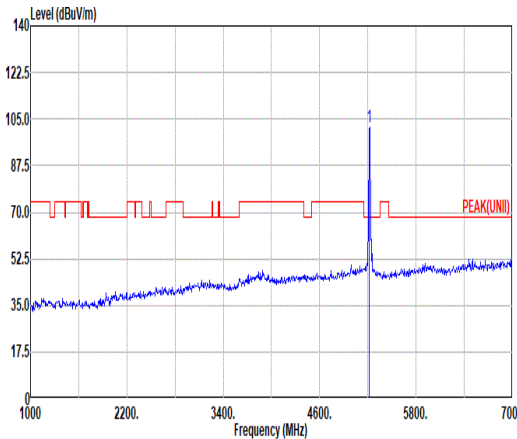
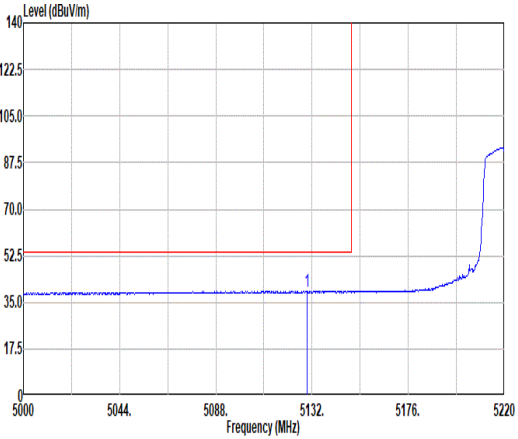
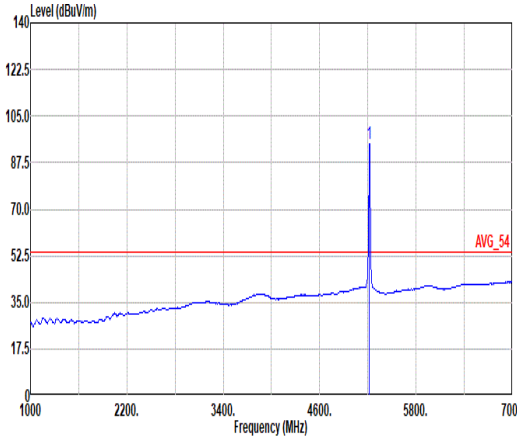


Mode	5																																																																																			
	Band Edge - L																																																																																			
	U-NII-1_5.15-5.25_802.11n_HT20_CH44_5220MHz																																																																																			
ANT	1																																																																																			
Pol.	Horizontal	Fundamental																																																																																		
Peak	 <p>Site : 03CH20-HY Condition: PEAK_BE_74 3m HF_91200_02360_231030 HORIZONTAL : RBW:1000.000kHz VBW:3000.000kHz SWT:Auto</p> <table border="1"> <thead> <tr> <th>Limit</th> <th>Read</th> <th>Ant</th> <th>Cable</th> <th>Preamp</th> <th>Aux</th> <th>APos</th> <th>TPos</th> <th>Remark</th> </tr> <tr> <th>Freq</th> <th>Level</th> <th>Line Margin</th> <th>Level</th> <th>Factor</th> <th>Loss</th> <th>Factor</th> <th>Factor</th> <th></th> </tr> <tr> <th>MHz</th> <th>dBuV/m</th> <th>dBuV/m</th> <th>dB</th> <th>dBuV</th> <th>dB/m</th> <th>dB</th> <th>dB</th> <th>cm</th> <th>deg</th> </tr> </thead> <tbody> <tr> <td>1</td> <td>5087.34</td> <td>48.51</td> <td>74.00</td> <td>-25.49</td> <td>40.29</td> <td>33.10</td> <td>12.85</td> <td>37.73</td> <td>0.00</td> <td>100</td> <td>63</td> <td>PEAK</td> </tr> </tbody> </table>	Limit	Read	Ant	Cable	Preamp	Aux	APos	TPos	Remark	Freq	Level	Line Margin	Level	Factor	Loss	Factor	Factor		MHz	dBuV/m	dBuV/m	dB	dBuV	dB/m	dB	dB	cm	deg	1	5087.34	48.51	74.00	-25.49	40.29	33.10	12.85	37.73	0.00	100	63	PEAK	 <p>Site : 03CH20-HY Condition: PEAK(UNII) 3m HF_91200_02360_231030 HORIZONTAL : RBW:1000.000kHz VBW:3000.000kHz SWT:Auto</p> <table border="1"> <thead> <tr> <th>Limit</th> <th>Read</th> <th>Ant</th> <th>Cable</th> <th>Preamp</th> <th>Aux</th> <th>APos</th> <th>TPos</th> <th>Remark</th> </tr> <tr> <th>Freq</th> <th>Level</th> <th>Line Margin</th> <th>Level</th> <th>Factor</th> <th>Loss</th> <th>Factor</th> <th>Factor</th> <th></th> </tr> <tr> <th>MHz</th> <th>dBuV/m</th> <th>dBuV/m</th> <th>dB</th> <th>dBuV</th> <th>dB/m</th> <th>dB</th> <th>dB</th> <th>cm</th> <th>deg</th> </tr> </thead> <tbody> <tr> <td>1</td> <td>5220.00</td> <td>102.00</td> <td>-----</td> <td>-----</td> <td>93.88</td> <td>32.95</td> <td>13.00</td> <td>37.83</td> <td>0.00</td> <td>100</td> <td>63</td> <td>PEAK</td> </tr> </tbody> </table>	Limit	Read	Ant	Cable	Preamp	Aux	APos	TPos	Remark	Freq	Level	Line Margin	Level	Factor	Loss	Factor	Factor		MHz	dBuV/m	dBuV/m	dB	dBuV	dB/m	dB	dB	cm	deg	1	5220.00	102.00	-----	-----	93.88	32.95	13.00	37.83	0.00	100	63	PEAK
	Limit	Read	Ant	Cable	Preamp	Aux	APos	TPos	Remark																																																																											
Freq	Level	Line Margin	Level	Factor	Loss	Factor	Factor																																																																													
MHz	dBuV/m	dBuV/m	dB	dBuV	dB/m	dB	dB	cm	deg																																																																											
1	5087.34	48.51	74.00	-25.49	40.29	33.10	12.85	37.73	0.00	100	63	PEAK																																																																								
Limit	Read	Ant	Cable	Preamp	Aux	APos	TPos	Remark																																																																												
Freq	Level	Line Margin	Level	Factor	Loss	Factor	Factor																																																																													
MHz	dBuV/m	dBuV/m	dB	dBuV	dB/m	dB	dB	cm	deg																																																																											
1	5220.00	102.00	-----	-----	93.88	32.95	13.00	37.83	0.00	100	63	PEAK																																																																								
Avg	 <p>Site : 03CH20-HY Condition: AVG_BE_54 3m HF_91200_02360_231030 HORIZONTAL : RBW:1000.000kHz VBW:0.820kHz SWT:Auto</p> <table border="1"> <thead> <tr> <th>Limit</th> <th>Read</th> <th>Ant</th> <th>Cable</th> <th>Preamp</th> <th>Aux</th> <th>APos</th> <th>TPos</th> <th>Remark</th> </tr> <tr> <th>Freq</th> <th>Level</th> <th>Line Margin</th> <th>Level</th> <th>Factor</th> <th>Loss</th> <th>Factor</th> <th>Factor</th> <th></th> </tr> <tr> <th>MHz</th> <th>dBuV/m</th> <th>dBuV/m</th> <th>dB</th> <th>dBuV</th> <th>dB/m</th> <th>dB</th> <th>dB</th> <th>cm</th> <th>deg</th> </tr> </thead> <tbody> <tr> <td>1</td> <td>5124.52</td> <td>39.01</td> <td>54.00</td> <td>-14.99</td> <td>30.88</td> <td>33.00</td> <td>12.89</td> <td>37.76</td> <td>0.00</td> <td>100</td> <td>63</td> <td>AVERAGE</td> </tr> </tbody> </table>	Limit	Read	Ant	Cable	Preamp	Aux	APos	TPos	Remark	Freq	Level	Line Margin	Level	Factor	Loss	Factor	Factor		MHz	dBuV/m	dBuV/m	dB	dBuV	dB/m	dB	dB	cm	deg	1	5124.52	39.01	54.00	-14.99	30.88	33.00	12.89	37.76	0.00	100	63	AVERAGE	 <p>Site : 03CH20-HY Condition: AVG_54 3m HF_91200_02360_231030 HORIZONTAL : RBW:1000.000kHz VBW:0.820kHz SWT:Auto</p> <table border="1"> <thead> <tr> <th>Limit</th> <th>Read</th> <th>Ant</th> <th>Cable</th> <th>Preamp</th> <th>Aux</th> <th>APos</th> <th>TPos</th> <th>Remark</th> </tr> <tr> <th>Freq</th> <th>Level</th> <th>Line Margin</th> <th>Level</th> <th>Factor</th> <th>Loss</th> <th>Factor</th> <th>Factor</th> <th></th> </tr> <tr> <th>MHz</th> <th>dBuV/m</th> <th>dBuV/m</th> <th>dB</th> <th>dBuV</th> <th>dB/m</th> <th>dB</th> <th>dB</th> <th>cm</th> <th>deg</th> </tr> </thead> <tbody> <tr> <td>1</td> <td>5220.00</td> <td>96.14</td> <td>-----</td> <td>-----</td> <td>88.04</td> <td>32.94</td> <td>12.99</td> <td>37.83</td> <td>0.00</td> <td>100</td> <td>63</td> <td>AVERAGE</td> </tr> </tbody> </table>	Limit	Read	Ant	Cable	Preamp	Aux	APos	TPos	Remark	Freq	Level	Line Margin	Level	Factor	Loss	Factor	Factor		MHz	dBuV/m	dBuV/m	dB	dBuV	dB/m	dB	dB	cm	deg	1	5220.00	96.14	-----	-----	88.04	32.94	12.99	37.83	0.00	100	63	AVERAGE
Limit	Read	Ant	Cable	Preamp	Aux	APos	TPos	Remark																																																																												
Freq	Level	Line Margin	Level	Factor	Loss	Factor	Factor																																																																													
MHz	dBuV/m	dBuV/m	dB	dBuV	dB/m	dB	dB	cm	deg																																																																											
1	5124.52	39.01	54.00	-14.99	30.88	33.00	12.89	37.76	0.00	100	63	AVERAGE																																																																								
Limit	Read	Ant	Cable	Preamp	Aux	APos	TPos	Remark																																																																												
Freq	Level	Line Margin	Level	Factor	Loss	Factor	Factor																																																																													
MHz	dBuV/m	dBuV/m	dB	dBuV	dB/m	dB	dB	cm	deg																																																																											
1	5220.00	96.14	-----	-----	88.04	32.94	12.99	37.83	0.00	100	63	AVERAGE																																																																								



Mode	5																																									
	Band Edge - R																																									
	U-NII-1_5.15-5.25_802.11n HT20_CH44_5220MHz																																									
ANT	1																																									
Pol.	Horizontal	Fundamental																																								
Peak	<p>Site : 03CH20-HY Condition: PEAK_BE_74 3m HF_91200_02360_231030 HORIZONTAL : RBW:1000.000kHz VBW:3000.000kHz SMT:Auto</p> <table border="1"> <thead> <tr> <th>Limit</th> <th>Read</th> <th>Ant</th> <th>Cable</th> <th>Preamp</th> <th>Aux</th> <th>APos</th> <th>TPos</th> <th>Remark</th> </tr> <tr> <th>Freq</th> <th>Level</th> <th>Line</th> <th>Margin</th> <th>Level</th> <th>Factor</th> <th>Loss</th> <th>Factor</th> <th>Factor</th> </tr> <tr> <th>MHz</th> <th>dBuV/m</th> <th>dBuV/m</th> <th>dB</th> <th>dBuV</th> <th>dB/m</th> <th>dB</th> <th>dB</th> <th>dB</th> </tr> </thead> <tbody> <tr> <td>1</td> <td>5372.16</td> <td>48.07</td> <td>74.00</td> <td>-25.93</td> <td>40.03</td> <td>32.76</td> <td>13.22</td> <td>37.94</td> <td>0.00</td> <td>100</td> <td>63</td> <td>PEAK</td> </tr> </tbody> </table>	Limit	Read	Ant	Cable	Preamp	Aux	APos	TPos	Remark	Freq	Level	Line	Margin	Level	Factor	Loss	Factor	Factor	MHz	dBuV/m	dBuV/m	dB	dBuV	dB/m	dB	dB	dB	1	5372.16	48.07	74.00	-25.93	40.03	32.76	13.22	37.94	0.00	100	63	PEAK	Blank
Limit	Read	Ant	Cable	Preamp	Aux	APos	TPos	Remark																																		
Freq	Level	Line	Margin	Level	Factor	Loss	Factor	Factor																																		
MHz	dBuV/m	dBuV/m	dB	dBuV	dB/m	dB	dB	dB																																		
1	5372.16	48.07	74.00	-25.93	40.03	32.76	13.22	37.94	0.00	100	63	PEAK																														
Avg	<p>Site : 03CH20-HY Condition: AVG_BE_54 3m HF_91200_02360_231030 HORIZONTAL : RBW:1000.000kHz VBW:0.820kHz SMT:Auto</p> <table border="1"> <thead> <tr> <th>Limit</th> <th>Read</th> <th>Ant</th> <th>Cable</th> <th>Preamp</th> <th>Aux</th> <th>APos</th> <th>TPos</th> <th>Remark</th> </tr> <tr> <th>Freq</th> <th>Level</th> <th>Line</th> <th>Margin</th> <th>Level</th> <th>Factor</th> <th>Loss</th> <th>Factor</th> <th>Factor</th> </tr> <tr> <th>MHz</th> <th>dBuV/m</th> <th>dBuV/m</th> <th>dB</th> <th>dBuV</th> <th>dB/m</th> <th>dB</th> <th>dB</th> <th>dB</th> </tr> </thead> <tbody> <tr> <td>1</td> <td>5384.16</td> <td>39.15</td> <td>54.00</td> <td>-14.85</td> <td>31.13</td> <td>32.73</td> <td>13.24</td> <td>37.95</td> <td>0.00</td> <td>100</td> <td>63</td> <td>AVERAGE</td> </tr> </tbody> </table>	Limit	Read	Ant	Cable	Preamp	Aux	APos	TPos	Remark	Freq	Level	Line	Margin	Level	Factor	Loss	Factor	Factor	MHz	dBuV/m	dBuV/m	dB	dBuV	dB/m	dB	dB	dB	1	5384.16	39.15	54.00	-14.85	31.13	32.73	13.24	37.95	0.00	100	63	AVERAGE	Blank
Limit	Read	Ant	Cable	Preamp	Aux	APos	TPos	Remark																																		
Freq	Level	Line	Margin	Level	Factor	Loss	Factor	Factor																																		
MHz	dBuV/m	dBuV/m	dB	dBuV	dB/m	dB	dB	dB																																		
1	5384.16	39.15	54.00	-14.85	31.13	32.73	13.24	37.95	0.00	100	63	AVERAGE																														



Mode	5																																																																																			
	Band Edge - L																																																																																			
	U-NII-1_5.15-5.25_802.11n_HT20_CH44_5220MHz																																																																																			
ANT	1																																																																																			
Pol.	Vertical	Fundamental																																																																																		
Peak	 <p>Site : 03CH20-HY Condition: PEAK_BE_74 3m HF_91200_02360_231030 VERTICAL : RBW:1000.000kHz VBW:3000.000kHz SWT:Auto</p> <table border="1"> <thead> <tr> <th>Limit</th> <th>Read</th> <th>Ant</th> <th>Cable</th> <th>Preamp</th> <th>Aux</th> <th>APos</th> <th>TPos</th> <th>Remark</th> </tr> <tr> <th>Freq</th> <th>Level</th> <th>Line Margin</th> <th>Level Factor</th> <th>Loss Factor</th> <th>Loss Factor</th> <th>Factor</th> <th>Factor</th> <th></th> </tr> <tr> <th>MHz</th> <th>dBuV/m</th> <th>dBuV/m</th> <th>dB</th> <th>dBuV</th> <th>dB/m</th> <th>dB</th> <th>dB</th> <th>cm</th> <th>deg</th> </tr> </thead> <tbody> <tr> <td>1</td> <td>5149.16</td> <td>49.12</td> <td>74.00</td> <td>-24.88</td> <td>41.09</td> <td>32.90</td> <td>12.91</td> <td>37.78</td> <td>0.00</td> <td>100</td> <td>158</td> <td>PEAK</td> </tr> </tbody> </table>	Limit	Read	Ant	Cable	Preamp	Aux	APos	TPos	Remark	Freq	Level	Line Margin	Level Factor	Loss Factor	Loss Factor	Factor	Factor		MHz	dBuV/m	dBuV/m	dB	dBuV	dB/m	dB	dB	cm	deg	1	5149.16	49.12	74.00	-24.88	41.09	32.90	12.91	37.78	0.00	100	158	PEAK	 <p>Site : 03CH20-HY Condition: PEAK(UNII) 3m HF_91200_02360_231030 VERTICAL : RBW:1000.000kHz VBW:3000.000kHz SWT:Auto</p> <table border="1"> <thead> <tr> <th>Limit</th> <th>Read</th> <th>Ant</th> <th>Cable</th> <th>Preamp</th> <th>Aux</th> <th>APos</th> <th>TPos</th> <th>Remark</th> </tr> <tr> <th>Freq</th> <th>Level</th> <th>Line Margin</th> <th>Level Factor</th> <th>Loss Factor</th> <th>Loss Factor</th> <th>Factor</th> <th>Factor</th> <th></th> </tr> <tr> <th>MHz</th> <th>dBuV/m</th> <th>dBuV/m</th> <th>dB</th> <th>dBuV</th> <th>dB/m</th> <th>dB</th> <th>dB</th> <th>cm</th> <th>deg</th> </tr> </thead> <tbody> <tr> <td>1</td> <td>5220.00</td> <td>101.87</td> <td>-----</td> <td>-----</td> <td>93.75</td> <td>32.95</td> <td>13.00</td> <td>37.83</td> <td>0.00</td> <td>100</td> <td>158</td> <td>PEAK</td> </tr> </tbody> </table>	Limit	Read	Ant	Cable	Preamp	Aux	APos	TPos	Remark	Freq	Level	Line Margin	Level Factor	Loss Factor	Loss Factor	Factor	Factor		MHz	dBuV/m	dBuV/m	dB	dBuV	dB/m	dB	dB	cm	deg	1	5220.00	101.87	-----	-----	93.75	32.95	13.00	37.83	0.00	100	158	PEAK
	Limit	Read	Ant	Cable	Preamp	Aux	APos	TPos	Remark																																																																											
Freq	Level	Line Margin	Level Factor	Loss Factor	Loss Factor	Factor	Factor																																																																													
MHz	dBuV/m	dBuV/m	dB	dBuV	dB/m	dB	dB	cm	deg																																																																											
1	5149.16	49.12	74.00	-24.88	41.09	32.90	12.91	37.78	0.00	100	158	PEAK																																																																								
Limit	Read	Ant	Cable	Preamp	Aux	APos	TPos	Remark																																																																												
Freq	Level	Line Margin	Level Factor	Loss Factor	Loss Factor	Factor	Factor																																																																													
MHz	dBuV/m	dBuV/m	dB	dBuV	dB/m	dB	dB	cm	deg																																																																											
1	5220.00	101.87	-----	-----	93.75	32.95	13.00	37.83	0.00	100	158	PEAK																																																																								
Avg	 <p>Site : 03CH20-HY Condition: AVG_BE_54 3m HF_91200_02360_231030 VERTICAL : RBW:1000.000kHz VBW:0.820kHz SWT:Auto</p> <table border="1"> <thead> <tr> <th>Limit</th> <th>Read</th> <th>Ant</th> <th>Cable</th> <th>Preamp</th> <th>Aux</th> <th>APos</th> <th>TPos</th> <th>Remark</th> </tr> <tr> <th>Freq</th> <th>Level</th> <th>Line Margin</th> <th>Level Factor</th> <th>Loss Factor</th> <th>Loss Factor</th> <th>Factor</th> <th>Factor</th> <th></th> </tr> <tr> <th>MHz</th> <th>dBuV/m</th> <th>dBuV/m</th> <th>dB</th> <th>dBuV</th> <th>dB/m</th> <th>dB</th> <th>dB</th> <th>cm</th> <th>deg</th> </tr> </thead> <tbody> <tr> <td>1</td> <td>5129.50</td> <td>39.09</td> <td>54.00</td> <td>-14.91</td> <td>30.98</td> <td>32.90</td> <td>12.09</td> <td>37.76</td> <td>0.00</td> <td>100</td> <td>158</td> <td>AVERAGE</td> </tr> </tbody> </table>	Limit	Read	Ant	Cable	Preamp	Aux	APos	TPos	Remark	Freq	Level	Line Margin	Level Factor	Loss Factor	Loss Factor	Factor	Factor		MHz	dBuV/m	dBuV/m	dB	dBuV	dB/m	dB	dB	cm	deg	1	5129.50	39.09	54.00	-14.91	30.98	32.90	12.09	37.76	0.00	100	158	AVERAGE	 <p>Site : 03CH20-HY Condition: AVG_54 3m HF_91200_02360_231030 VERTICAL : RBW:1000.000kHz VBW:0.820kHz SWT:Auto</p> <table border="1"> <thead> <tr> <th>Limit</th> <th>Read</th> <th>Ant</th> <th>Cable</th> <th>Preamp</th> <th>Aux</th> <th>APos</th> <th>TPos</th> <th>Remark</th> </tr> <tr> <th>Freq</th> <th>Level</th> <th>Line Margin</th> <th>Level Factor</th> <th>Loss Factor</th> <th>Loss Factor</th> <th>Factor</th> <th>Factor</th> <th></th> </tr> <tr> <th>MHz</th> <th>dBuV/m</th> <th>dBuV/m</th> <th>dB</th> <th>dBuV</th> <th>dB/m</th> <th>dB</th> <th>dB</th> <th>cm</th> <th>deg</th> </tr> </thead> <tbody> <tr> <td>1</td> <td>5220.00</td> <td>94.63</td> <td>-----</td> <td>-----</td> <td>86.51</td> <td>32.95</td> <td>13.00</td> <td>37.83</td> <td>0.00</td> <td>100</td> <td>158</td> <td>AVERAGE</td> </tr> </tbody> </table>	Limit	Read	Ant	Cable	Preamp	Aux	APos	TPos	Remark	Freq	Level	Line Margin	Level Factor	Loss Factor	Loss Factor	Factor	Factor		MHz	dBuV/m	dBuV/m	dB	dBuV	dB/m	dB	dB	cm	deg	1	5220.00	94.63	-----	-----	86.51	32.95	13.00	37.83	0.00	100	158	AVERAGE
Limit	Read	Ant	Cable	Preamp	Aux	APos	TPos	Remark																																																																												
Freq	Level	Line Margin	Level Factor	Loss Factor	Loss Factor	Factor	Factor																																																																													
MHz	dBuV/m	dBuV/m	dB	dBuV	dB/m	dB	dB	cm	deg																																																																											
1	5129.50	39.09	54.00	-14.91	30.98	32.90	12.09	37.76	0.00	100	158	AVERAGE																																																																								
Limit	Read	Ant	Cable	Preamp	Aux	APos	TPos	Remark																																																																												
Freq	Level	Line Margin	Level Factor	Loss Factor	Loss Factor	Factor	Factor																																																																													
MHz	dBuV/m	dBuV/m	dB	dBuV	dB/m	dB	dB	cm	deg																																																																											
1	5220.00	94.63	-----	-----	86.51	32.95	13.00	37.83	0.00	100	158	AVERAGE																																																																								



Mode	5																																									
	Band Edge - R																																									
	U-NII-1_5.15-5.25_802.11n HT20_CH44_5220MHz																																									
ANT	1																																									
Pol.	Vertical	Fundamental																																								
Peak	<p>Site : 03CH20-HY Condition: PEAK_BE_74 3m HF_91200_02360_231030 VERTICAL : RBW:1000.000kHz VBW:3000.000kHz SMT:Auto</p> <table border="1"> <thead> <tr> <th>Limit</th> <th>Read</th> <th>Ant</th> <th>Cable</th> <th>Preamp</th> <th>Aux</th> <th>APos</th> <th>TPos</th> <th>Remark</th> </tr> <tr> <th>Freq</th> <th>Level</th> <th>Line</th> <th>Margin</th> <th>Level</th> <th>Factor</th> <th>Loss</th> <th>Factor</th> <th>Factor</th> </tr> <tr> <th>MHz</th> <th>dBuV/m</th> <th>dBuV/m</th> <th>dB</th> <th>dBuV</th> <th>dB/m</th> <th>dB</th> <th>dB</th> <th>cm</th> </tr> </thead> <tbody> <tr> <td>1</td> <td>5376.00</td> <td>46.87</td> <td>74.00</td> <td>-27.13</td> <td>38.84</td> <td>32.75</td> <td>13.22</td> <td>37.94</td> <td>0.00</td> <td>100</td> <td>158</td> <td>PEAK</td> </tr> </tbody> </table>	Limit	Read	Ant	Cable	Preamp	Aux	APos	TPos	Remark	Freq	Level	Line	Margin	Level	Factor	Loss	Factor	Factor	MHz	dBuV/m	dBuV/m	dB	dBuV	dB/m	dB	dB	cm	1	5376.00	46.87	74.00	-27.13	38.84	32.75	13.22	37.94	0.00	100	158	PEAK	Blank
Limit	Read	Ant	Cable	Preamp	Aux	APos	TPos	Remark																																		
Freq	Level	Line	Margin	Level	Factor	Loss	Factor	Factor																																		
MHz	dBuV/m	dBuV/m	dB	dBuV	dB/m	dB	dB	cm																																		
1	5376.00	46.87	74.00	-27.13	38.84	32.75	13.22	37.94	0.00	100	158	PEAK																														
Avg	<p>Site : 03CH20-HY Condition: AVG_BE_54 3m HF_91200_02360_231030 VERTICAL : RBW:1000.000kHz VBW:0.820kHz SMT:Auto</p> <table border="1"> <thead> <tr> <th>Limit</th> <th>Read</th> <th>Ant</th> <th>Cable</th> <th>Preamp</th> <th>Aux</th> <th>APos</th> <th>TPos</th> <th>Remark</th> </tr> <tr> <th>Freq</th> <th>Level</th> <th>Line</th> <th>Margin</th> <th>Level</th> <th>Factor</th> <th>Loss</th> <th>Factor</th> <th>Factor</th> </tr> <tr> <th>MHz</th> <th>dBuV/m</th> <th>dBuV/m</th> <th>dB</th> <th>dBuV</th> <th>dB/m</th> <th>dB</th> <th>dB</th> <th>cm</th> </tr> </thead> <tbody> <tr> <td>1</td> <td>5350.00</td> <td>37.40</td> <td>54.00</td> <td>-16.60</td> <td>29.33</td> <td>32.80</td> <td>13.19</td> <td>37.92</td> <td>0.00</td> <td>100</td> <td>158</td> <td>AVERAGE</td> </tr> </tbody> </table>	Limit	Read	Ant	Cable	Preamp	Aux	APos	TPos	Remark	Freq	Level	Line	Margin	Level	Factor	Loss	Factor	Factor	MHz	dBuV/m	dBuV/m	dB	dBuV	dB/m	dB	dB	cm	1	5350.00	37.40	54.00	-16.60	29.33	32.80	13.19	37.92	0.00	100	158	AVERAGE	Blank
Limit	Read	Ant	Cable	Preamp	Aux	APos	TPos	Remark																																		
Freq	Level	Line	Margin	Level	Factor	Loss	Factor	Factor																																		
MHz	dBuV/m	dBuV/m	dB	dBuV	dB/m	dB	dB	cm																																		
1	5350.00	37.40	54.00	-16.60	29.33	32.80	13.19	37.92	0.00	100	158	AVERAGE																														

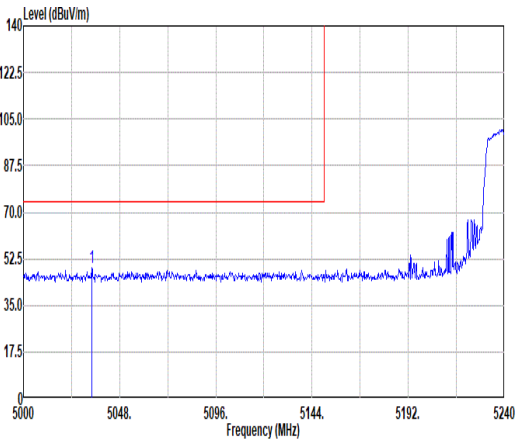
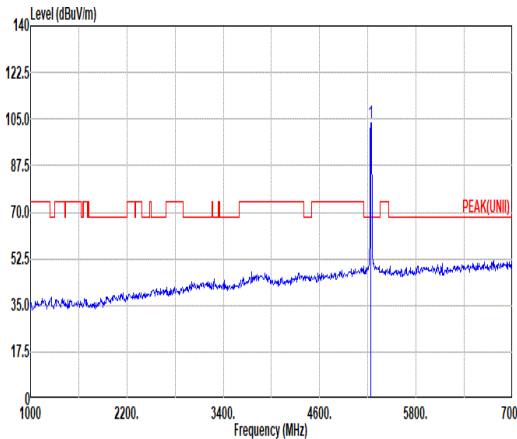
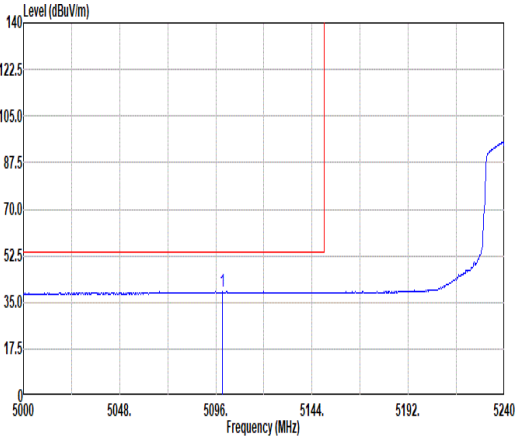
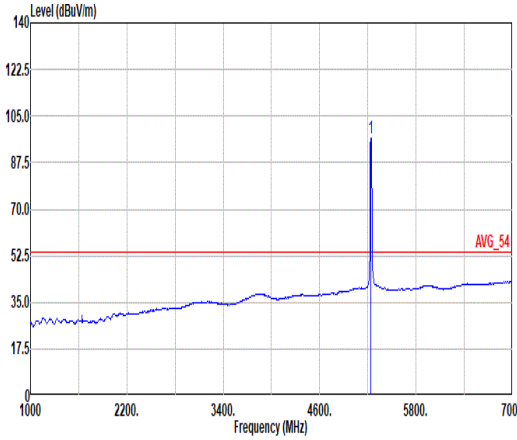


Mode	5																																																																																																																																			
	Harmonic																																																																																																																																			
	U-NII-1_5.15-5.25_802.11n HT20_CH44_5220MHz																																																																																																																																			
ANT	1																																																																																																																																			
Pol.	Horizontal	Vertical																																																																																																																																		
Peak Avg	<p>Site : 03CH20-HY Condition: PEAK(UNII) 3m HF_91200_02360_231030 HORIZONTAL</p> <table border="1"> <thead> <tr> <th>Peak</th> <th>Freq</th> <th>Level</th> <th>Limit</th> <th>Line Margin</th> <th>Read Level</th> <th>Ant Factor</th> <th>Cable Loss</th> <th>Preamp Factor</th> <th>Aux Factor</th> <th>APos</th> <th>TPos</th> <th>Remark</th> </tr> <tr> <th>1</th> <th>MHz</th> <th>dBuV/m</th> <th>dBuV/m</th> <th>dB</th> <th>dBuV</th> <th>dB/m</th> <th>dB</th> <th>dB</th> <th>dB</th> <th>cm</th> <th>deg</th> <th></th> </tr> </thead> <tbody> <tr> <td>1</td> <td>10440.00</td> <td>51.58</td> <td>68.20</td> <td>-16.62</td> <td>35.43</td> <td>38.60</td> <td>18.51</td> <td>41.47</td> <td>0.51</td> <td>--</td> <td>--</td> <td>PEAK</td> </tr> <tr> <td>2</td> <td>15660.00</td> <td>52.27</td> <td>74.00</td> <td>-21.73</td> <td>35.39</td> <td>38.12</td> <td>22.91</td> <td>44.62</td> <td>0.47</td> <td>334</td> <td>319</td> <td>PEAK</td> </tr> <tr> <td>3</td> <td>15660.00</td> <td>42.73</td> <td>54.00</td> <td>-11.27</td> <td>25.85</td> <td>38.12</td> <td>22.91</td> <td>44.62</td> <td>0.47</td> <td>334</td> <td>319</td> <td>Average</td> </tr> </tbody> </table>	Peak	Freq	Level	Limit	Line Margin	Read Level	Ant Factor	Cable Loss	Preamp Factor	Aux Factor	APos	TPos	Remark	1	MHz	dBuV/m	dBuV/m	dB	dBuV	dB/m	dB	dB	dB	cm	deg		1	10440.00	51.58	68.20	-16.62	35.43	38.60	18.51	41.47	0.51	--	--	PEAK	2	15660.00	52.27	74.00	-21.73	35.39	38.12	22.91	44.62	0.47	334	319	PEAK	3	15660.00	42.73	54.00	-11.27	25.85	38.12	22.91	44.62	0.47	334	319	Average	<p>Site : 03CH20-HY Condition: PEAK(UNII) 3m HF_91200_02360_231030 VERTICAL</p> <table border="1"> <thead> <tr> <th>Peak</th> <th>Freq</th> <th>Level</th> <th>Limit</th> <th>Line Margin</th> <th>Read Level</th> <th>Ant Factor</th> <th>Cable Loss</th> <th>Preamp Factor</th> <th>Aux Factor</th> <th>APos</th> <th>TPos</th> <th>Remark</th> </tr> <tr> <th>1</th> <th>MHz</th> <th>dBuV/m</th> <th>dBuV/m</th> <th>dB</th> <th>dBuV</th> <th>dB/m</th> <th>dB</th> <th>dB</th> <th>dB</th> <th>cm</th> <th>deg</th> <th></th> </tr> </thead> <tbody> <tr> <td>1</td> <td>10440.00</td> <td>51.77</td> <td>68.20</td> <td>-16.43</td> <td>35.62</td> <td>38.60</td> <td>18.51</td> <td>41.47</td> <td>0.51</td> <td>--</td> <td>--</td> <td>PEAK</td> </tr> <tr> <td>2</td> <td>15660.00</td> <td>52.60</td> <td>74.00</td> <td>-21.40</td> <td>35.72</td> <td>38.12</td> <td>22.91</td> <td>44.62</td> <td>0.47</td> <td>225</td> <td>58</td> <td>PEAK</td> </tr> <tr> <td>3</td> <td>15660.00</td> <td>42.77</td> <td>54.00</td> <td>-11.23</td> <td>25.89</td> <td>38.12</td> <td>22.91</td> <td>44.62</td> <td>0.47</td> <td>225</td> <td>58</td> <td>Average</td> </tr> </tbody> </table>	Peak	Freq	Level	Limit	Line Margin	Read Level	Ant Factor	Cable Loss	Preamp Factor	Aux Factor	APos	TPos	Remark	1	MHz	dBuV/m	dBuV/m	dB	dBuV	dB/m	dB	dB	dB	cm	deg		1	10440.00	51.77	68.20	-16.43	35.62	38.60	18.51	41.47	0.51	--	--	PEAK	2	15660.00	52.60	74.00	-21.40	35.72	38.12	22.91	44.62	0.47	225	58	PEAK	3	15660.00	42.77	54.00	-11.23	25.89	38.12	22.91	44.62	0.47	225	58	Average
	Peak	Freq	Level	Limit	Line Margin	Read Level	Ant Factor	Cable Loss	Preamp Factor	Aux Factor	APos	TPos	Remark																																																																																																																							
1	MHz	dBuV/m	dBuV/m	dB	dBuV	dB/m	dB	dB	dB	cm	deg																																																																																																																									
1	10440.00	51.58	68.20	-16.62	35.43	38.60	18.51	41.47	0.51	--	--	PEAK																																																																																																																								
2	15660.00	52.27	74.00	-21.73	35.39	38.12	22.91	44.62	0.47	334	319	PEAK																																																																																																																								
3	15660.00	42.73	54.00	-11.27	25.85	38.12	22.91	44.62	0.47	334	319	Average																																																																																																																								
Peak	Freq	Level	Limit	Line Margin	Read Level	Ant Factor	Cable Loss	Preamp Factor	Aux Factor	APos	TPos	Remark																																																																																																																								
1	MHz	dBuV/m	dBuV/m	dB	dBuV	dB/m	dB	dB	dB	cm	deg																																																																																																																									
1	10440.00	51.77	68.20	-16.43	35.62	38.60	18.51	41.47	0.51	--	--	PEAK																																																																																																																								
2	15660.00	52.60	74.00	-21.40	35.72	38.12	22.91	44.62	0.47	225	58	PEAK																																																																																																																								
3	15660.00	42.77	54.00	-11.23	25.89	38.12	22.91	44.62	0.47	225	58	Average																																																																																																																								



	5	
Mode	Harmonic	
	U-NII-1_5.15-5.25_802.11n HT20_CH44_5220MHz	
ANT	1	
Pol.	Horizontal	Vertical
14.47G ~14.5G Avg	<p>Site : 03CH20-HY Condition: AVG_54 3m HF_91280_02360_231030 HORIZONTAL</p>	<p>Site : 03CH20-HY Condition: AVG_54 3m HF_91280_02360_231030 VERTICAL</p>
	<p>Site : 03CH20-HY Condition: AVG_54 3m HF_91280_02360_231030 HORIZONTAL</p>	<p>Site : 03CH20-HY Condition: AVG_54 3m HF_91280_02360_231030 VERTICAL</p>



Mode	6																																																																																	
	Band Edge - L																																																																																	
	U-NII-1_5.15-5.25_802.11n_HT20_CH48_5240MHz																																																																																	
ANT	1																																																																																	
Pol.	Horizontal	Fundamental																																																																																
Peak	 <p>Site : 03CH20-HY Condition: PEAK_BE_74 3m HF_91200_02360_231030 HORIZONTAL : RBW:1000.000kHz VBW:3000.000kHz SWT:Auto</p> <table border="1"> <thead> <tr> <th>Limit</th> <th>Read</th> <th>Ant</th> <th>Cable</th> <th>Preamp</th> <th>Aux</th> <th>APos</th> <th>TPos</th> <th>Remark</th> </tr> <tr> <th>Freq</th> <th>Level</th> <th>Line</th> <th>Margin</th> <th>Level</th> <th>Factor</th> <th>Loss</th> <th>Factor</th> <th>Factor</th> </tr> <tr> <th>MHz</th> <th>dBuV/m</th> <th>dBuV/m</th> <th>dB</th> <th>dBuV</th> <th>dB/m</th> <th>dB</th> <th>dB</th> <th>cm</th> </tr> </thead> <tbody> <tr> <td>1</td> <td>5034.08</td> <td>49.09</td> <td>74.00</td> <td>-24.91</td> <td>40.88</td> <td>33.10</td> <td>12.80</td> <td>37.69</td> <td>0.00</td> <td>100</td> <td>64</td> <td>PEAK</td> </tr> </tbody> </table>	Limit	Read	Ant	Cable	Preamp	Aux	APos	TPos	Remark	Freq	Level	Line	Margin	Level	Factor	Loss	Factor	Factor	MHz	dBuV/m	dBuV/m	dB	dBuV	dB/m	dB	dB	cm	1	5034.08	49.09	74.00	-24.91	40.88	33.10	12.80	37.69	0.00	100	64	PEAK	 <p>Site : 03CH20-HY Condition: PEAK(UNII) 3m HF_91200_02360_231030 HORIZONTAL : RBW:1000.000kHz VBW:3000.000kHz SWT:Auto</p> <table border="1"> <thead> <tr> <th>Limit</th> <th>Read</th> <th>Ant</th> <th>Cable</th> <th>Preamp</th> <th>Aux</th> <th>APos</th> <th>TPos</th> <th>Remark</th> </tr> <tr> <th>Freq</th> <th>Level</th> <th>Line</th> <th>Margin</th> <th>Level</th> <th>Factor</th> <th>Loss</th> <th>Factor</th> <th>Factor</th> </tr> <tr> <th>MHz</th> <th>dBuV/m</th> <th>dBuV/m</th> <th>dB</th> <th>dBuV</th> <th>dB/m</th> <th>dB</th> <th>dB</th> <th>cm</th> </tr> </thead> <tbody> <tr> <td>1</td> <td>5240.00</td> <td>103.68</td> <td>-----</td> <td>-----</td> <td>95.54</td> <td>32.97</td> <td>13.01</td> <td>37.84</td> <td>0.00</td> <td>100</td> <td>64</td> <td>PEAK</td> </tr> </tbody> </table>	Limit	Read	Ant	Cable	Preamp	Aux	APos	TPos	Remark	Freq	Level	Line	Margin	Level	Factor	Loss	Factor	Factor	MHz	dBuV/m	dBuV/m	dB	dBuV	dB/m	dB	dB	cm	1	5240.00	103.68	-----	-----	95.54	32.97	13.01	37.84	0.00	100	64	PEAK
Limit	Read	Ant	Cable	Preamp	Aux	APos	TPos	Remark																																																																										
Freq	Level	Line	Margin	Level	Factor	Loss	Factor	Factor																																																																										
MHz	dBuV/m	dBuV/m	dB	dBuV	dB/m	dB	dB	cm																																																																										
1	5034.08	49.09	74.00	-24.91	40.88	33.10	12.80	37.69	0.00	100	64	PEAK																																																																						
Limit	Read	Ant	Cable	Preamp	Aux	APos	TPos	Remark																																																																										
Freq	Level	Line	Margin	Level	Factor	Loss	Factor	Factor																																																																										
MHz	dBuV/m	dBuV/m	dB	dBuV	dB/m	dB	dB	cm																																																																										
1	5240.00	103.68	-----	-----	95.54	32.97	13.01	37.84	0.00	100	64	PEAK																																																																						
Avg	 <p>Site : 03CH20-HY Condition: AVG_BE_54 3m HF_91200_02360_231030 HORIZONTAL : RBW:1000.000kHz VBW:0.820kHz SWT:Auto</p> <table border="1"> <thead> <tr> <th>Limit</th> <th>Read</th> <th>Ant</th> <th>Cable</th> <th>Preamp</th> <th>Aux</th> <th>APos</th> <th>TPos</th> <th>Remark</th> </tr> <tr> <th>Freq</th> <th>Level</th> <th>Line</th> <th>Margin</th> <th>Level</th> <th>Factor</th> <th>Loss</th> <th>Factor</th> <th>Factor</th> </tr> <tr> <th>MHz</th> <th>dBuV/m</th> <th>dBuV/m</th> <th>dB</th> <th>dBuV</th> <th>dB/m</th> <th>dB</th> <th>dB</th> <th>cm</th> </tr> </thead> <tbody> <tr> <td>1</td> <td>5099.12</td> <td>38.99</td> <td>54.00</td> <td>-15.01</td> <td>30.77</td> <td>33.10</td> <td>12.86</td> <td>37.74</td> <td>0.00</td> <td>100</td> <td>64</td> <td>AVERAGE</td> </tr> </tbody> </table>	Limit	Read	Ant	Cable	Preamp	Aux	APos	TPos	Remark	Freq	Level	Line	Margin	Level	Factor	Loss	Factor	Factor	MHz	dBuV/m	dBuV/m	dB	dBuV	dB/m	dB	dB	cm	1	5099.12	38.99	54.00	-15.01	30.77	33.10	12.86	37.74	0.00	100	64	AVERAGE	 <p>Site : 03CH20-HY Condition: AVG_54 3m HF_91200_02360_231030 HORIZONTAL : RBW:1000.000kHz VBW:0.820kHz SWT:Auto</p> <table border="1"> <thead> <tr> <th>Limit</th> <th>Read</th> <th>Ant</th> <th>Cable</th> <th>Preamp</th> <th>Aux</th> <th>APos</th> <th>TPos</th> <th>Remark</th> </tr> <tr> <th>Freq</th> <th>Level</th> <th>Line</th> <th>Margin</th> <th>Level</th> <th>Factor</th> <th>Loss</th> <th>Factor</th> <th>Factor</th> </tr> <tr> <th>MHz</th> <th>dBuV/m</th> <th>dBuV/m</th> <th>dB</th> <th>dBuV</th> <th>dB/m</th> <th>dB</th> <th>dB</th> <th>cm</th> </tr> </thead> <tbody> <tr> <td>1</td> <td>5240.00</td> <td>96.55</td> <td>-----</td> <td>-----</td> <td>88.39</td> <td>32.98</td> <td>13.02</td> <td>37.84</td> <td>0.00</td> <td>100</td> <td>64</td> <td>AVERAGE</td> </tr> </tbody> </table>	Limit	Read	Ant	Cable	Preamp	Aux	APos	TPos	Remark	Freq	Level	Line	Margin	Level	Factor	Loss	Factor	Factor	MHz	dBuV/m	dBuV/m	dB	dBuV	dB/m	dB	dB	cm	1	5240.00	96.55	-----	-----	88.39	32.98	13.02	37.84	0.00	100	64	AVERAGE
Limit	Read	Ant	Cable	Preamp	Aux	APos	TPos	Remark																																																																										
Freq	Level	Line	Margin	Level	Factor	Loss	Factor	Factor																																																																										
MHz	dBuV/m	dBuV/m	dB	dBuV	dB/m	dB	dB	cm																																																																										
1	5099.12	38.99	54.00	-15.01	30.77	33.10	12.86	37.74	0.00	100	64	AVERAGE																																																																						
Limit	Read	Ant	Cable	Preamp	Aux	APos	TPos	Remark																																																																										
Freq	Level	Line	Margin	Level	Factor	Loss	Factor	Factor																																																																										
MHz	dBuV/m	dBuV/m	dB	dBuV	dB/m	dB	dB	cm																																																																										
1	5240.00	96.55	-----	-----	88.39	32.98	13.02	37.84	0.00	100	64	AVERAGE																																																																						



Mode	6																																										
	Band Edge - R																																										
	U-NII-1_5.15-5.25_802.11n HT20_CH48_5240MHz																																										
ANT	1																																										
Pol.	Horizontal	Fundamental																																									
Peak	<p>Site : 03CH20-HY Condition: PEAK_BE_74 3m HF_91200_02360_231030 HORIZONTAL : RBW:1000.000kHz VBW:3000.000kHz SMT:Auto</p> <table border="1"> <thead> <tr> <th>Limit</th> <th>Read</th> <th>Ant</th> <th>Cable</th> <th>Preamp</th> <th>Aux</th> <th>APos</th> <th>TPos</th> <th>Remark</th> </tr> <tr> <th>Freq</th> <th>Level</th> <th>Line Margin</th> <th>Level</th> <th>Factor</th> <th>Loss</th> <th>Factor</th> <th>Factor</th> <th></th> </tr> <tr> <th>MHz</th> <th>dBuV/m</th> <th>dBuV/m</th> <th>dB</th> <th>dBuV</th> <th>dB/m</th> <th>dB</th> <th>dB</th> <th>cm</th> <th>deg</th> </tr> </thead> <tbody> <tr> <td>1</td> <td>5423.04</td> <td>48.03</td> <td>74.00</td> <td>-25.97</td> <td>39.96</td> <td>32.75</td> <td>13.29</td> <td>37.97</td> <td>0.00</td> <td>100</td> <td>64</td> <td>PEAK</td> </tr> </tbody> </table>	Limit	Read	Ant	Cable	Preamp	Aux	APos	TPos	Remark	Freq	Level	Line Margin	Level	Factor	Loss	Factor	Factor		MHz	dBuV/m	dBuV/m	dB	dBuV	dB/m	dB	dB	cm	deg	1	5423.04	48.03	74.00	-25.97	39.96	32.75	13.29	37.97	0.00	100	64	PEAK	Blank
Limit	Read	Ant	Cable	Preamp	Aux	APos	TPos	Remark																																			
Freq	Level	Line Margin	Level	Factor	Loss	Factor	Factor																																				
MHz	dBuV/m	dBuV/m	dB	dBuV	dB/m	dB	dB	cm	deg																																		
1	5423.04	48.03	74.00	-25.97	39.96	32.75	13.29	37.97	0.00	100	64	PEAK																															
Avg	<p>Site : 03CH20-HY Condition: AVG_BE_54 3m HF_91200_02360_231030 HORIZONTAL : RBW:1000.000kHz VBW:0.820kHz SMT:Auto</p> <table border="1"> <thead> <tr> <th>Limit</th> <th>Read</th> <th>Ant</th> <th>Cable</th> <th>Preamp</th> <th>Aux</th> <th>APos</th> <th>TPos</th> <th>Remark</th> </tr> <tr> <th>Freq</th> <th>Level</th> <th>Line Margin</th> <th>Level</th> <th>Factor</th> <th>Loss</th> <th>Factor</th> <th>Factor</th> <th></th> </tr> <tr> <th>MHz</th> <th>dBuV/m</th> <th>dBuV/m</th> <th>dB</th> <th>dBuV</th> <th>dB/m</th> <th>dB</th> <th>dB</th> <th>cm</th> <th>deg</th> </tr> </thead> <tbody> <tr> <td>1</td> <td>5353.30</td> <td>39.45</td> <td>54.00</td> <td>-14.55</td> <td>31.39</td> <td>32.79</td> <td>13.19</td> <td>37.92</td> <td>0.00</td> <td>100</td> <td>64</td> <td>AVERAGE</td> </tr> </tbody> </table>	Limit	Read	Ant	Cable	Preamp	Aux	APos	TPos	Remark	Freq	Level	Line Margin	Level	Factor	Loss	Factor	Factor		MHz	dBuV/m	dBuV/m	dB	dBuV	dB/m	dB	dB	cm	deg	1	5353.30	39.45	54.00	-14.55	31.39	32.79	13.19	37.92	0.00	100	64	AVERAGE	Blank
Limit	Read	Ant	Cable	Preamp	Aux	APos	TPos	Remark																																			
Freq	Level	Line Margin	Level	Factor	Loss	Factor	Factor																																				
MHz	dBuV/m	dBuV/m	dB	dBuV	dB/m	dB	dB	cm	deg																																		
1	5353.30	39.45	54.00	-14.55	31.39	32.79	13.19	37.92	0.00	100	64	AVERAGE																															



Mode	6																																																																																			
	Band Edge - L																																																																																			
	U-NII-1_5.15-5.25_802.11n_HT20_CH48_5240MHz																																																																																			
ANT	1																																																																																			
Pol.	Vertical	Fundamental																																																																																		
Peak	<p>Site : 03CH20-HY Condition: PEAK_BE_74 3m HF_91200_02360_231030 VERTICAL : RBW:1000.000kHz VBW:3000.000kHz SWT:Auto</p> <table border="1"> <thead> <tr> <th>Limit</th> <th>Read</th> <th>Ant</th> <th>Cable</th> <th>Preamp</th> <th>Aux</th> <th>APos</th> <th>TPos</th> <th>Remark</th> </tr> <tr> <th>Freq</th> <th>Level</th> <th>Line Margin</th> <th>Level Factor</th> <th>Loss Factor</th> <th>Factor</th> <th>Factor</th> <th>Factor</th> <th></th> </tr> <tr> <th>MHz</th> <th>dBuV/m</th> <th>dBuV/m</th> <th>dB</th> <th>dBuV</th> <th>dB/m</th> <th>dB</th> <th>dB</th> <th>cm</th> <th>deg</th> </tr> </thead> <tbody> <tr> <td>1</td> <td>5140.64</td> <td>49.29</td> <td>74.00</td> <td>-24.71</td> <td>41.22</td> <td>32.94</td> <td>12.90</td> <td>37.77</td> <td>0.00</td> <td>100</td> <td>159</td> <td>PEAK</td> </tr> </tbody> </table>	Limit	Read	Ant	Cable	Preamp	Aux	APos	TPos	Remark	Freq	Level	Line Margin	Level Factor	Loss Factor	Factor	Factor	Factor		MHz	dBuV/m	dBuV/m	dB	dBuV	dB/m	dB	dB	cm	deg	1	5140.64	49.29	74.00	-24.71	41.22	32.94	12.90	37.77	0.00	100	159	PEAK	<p>Site : 03CH20-HY Condition: PEAK(UNII) 3m HF_91200_02360_231030 VERTICAL : RBW:1000.000kHz VBW:3000.000kHz SWT:Auto</p> <table border="1"> <thead> <tr> <th>Limit</th> <th>Read</th> <th>Ant</th> <th>Cable</th> <th>Preamp</th> <th>Aux</th> <th>APos</th> <th>TPos</th> <th>Remark</th> </tr> <tr> <th>Freq</th> <th>Level</th> <th>Line Margin</th> <th>Level Factor</th> <th>Loss Factor</th> <th>Factor</th> <th>Factor</th> <th>Factor</th> <th></th> </tr> <tr> <th>MHz</th> <th>dBuV/m</th> <th>dBuV/m</th> <th>dB</th> <th>dBuV</th> <th>dB/m</th> <th>dB</th> <th>dB</th> <th>cm</th> <th>deg</th> </tr> </thead> <tbody> <tr> <td>1</td> <td>5240.00</td> <td>100.14</td> <td>-----</td> <td>-----</td> <td>91.98</td> <td>32.98</td> <td>13.02</td> <td>37.84</td> <td>0.00</td> <td>100</td> <td>159</td> <td>PEAK</td> </tr> </tbody> </table>	Limit	Read	Ant	Cable	Preamp	Aux	APos	TPos	Remark	Freq	Level	Line Margin	Level Factor	Loss Factor	Factor	Factor	Factor		MHz	dBuV/m	dBuV/m	dB	dBuV	dB/m	dB	dB	cm	deg	1	5240.00	100.14	-----	-----	91.98	32.98	13.02	37.84	0.00	100	159	PEAK
	Limit	Read	Ant	Cable	Preamp	Aux	APos	TPos	Remark																																																																											
Freq	Level	Line Margin	Level Factor	Loss Factor	Factor	Factor	Factor																																																																													
MHz	dBuV/m	dBuV/m	dB	dBuV	dB/m	dB	dB	cm	deg																																																																											
1	5140.64	49.29	74.00	-24.71	41.22	32.94	12.90	37.77	0.00	100	159	PEAK																																																																								
Limit	Read	Ant	Cable	Preamp	Aux	APos	TPos	Remark																																																																												
Freq	Level	Line Margin	Level Factor	Loss Factor	Factor	Factor	Factor																																																																													
MHz	dBuV/m	dBuV/m	dB	dBuV	dB/m	dB	dB	cm	deg																																																																											
1	5240.00	100.14	-----	-----	91.98	32.98	13.02	37.84	0.00	100	159	PEAK																																																																								
Avg	<p>Site : 03CH20-HY Condition: AVG_BE_54 3m HF_91200_02360_231030 VERTICAL : RBW:1000.000kHz VBW:0.820kHz SWT:Auto</p> <table border="1"> <thead> <tr> <th>Limit</th> <th>Read</th> <th>Ant</th> <th>Cable</th> <th>Preamp</th> <th>Aux</th> <th>APos</th> <th>TPos</th> <th>Remark</th> </tr> <tr> <th>Freq</th> <th>Level</th> <th>Line Margin</th> <th>Level Factor</th> <th>Loss Factor</th> <th>Factor</th> <th>Factor</th> <th>Factor</th> <th></th> </tr> <tr> <th>MHz</th> <th>dBuV/m</th> <th>dBuV/m</th> <th>dB</th> <th>dBuV</th> <th>dB/m</th> <th>dB</th> <th>dB</th> <th>cm</th> <th>deg</th> </tr> </thead> <tbody> <tr> <td>1</td> <td>5103.44</td> <td>39.04</td> <td>54.00</td> <td>-14.96</td> <td>30.02</td> <td>33.09</td> <td>12.87</td> <td>37.74</td> <td>0.00</td> <td>100</td> <td>159</td> <td>AVERAGE</td> </tr> </tbody> </table>	Limit	Read	Ant	Cable	Preamp	Aux	APos	TPos	Remark	Freq	Level	Line Margin	Level Factor	Loss Factor	Factor	Factor	Factor		MHz	dBuV/m	dBuV/m	dB	dBuV	dB/m	dB	dB	cm	deg	1	5103.44	39.04	54.00	-14.96	30.02	33.09	12.87	37.74	0.00	100	159	AVERAGE	<p>Site : 03CH20-HY Condition: AVG_54 3m HF_91200_02360_231030 VERTICAL : RBW:1000.000kHz VBW:0.820kHz SWT:Auto</p> <table border="1"> <thead> <tr> <th>Limit</th> <th>Read</th> <th>Ant</th> <th>Cable</th> <th>Preamp</th> <th>Aux</th> <th>APos</th> <th>TPos</th> <th>Remark</th> </tr> <tr> <th>Freq</th> <th>Level</th> <th>Line Margin</th> <th>Level Factor</th> <th>Loss Factor</th> <th>Factor</th> <th>Factor</th> <th>Factor</th> <th></th> </tr> <tr> <th>MHz</th> <th>dBuV/m</th> <th>dBuV/m</th> <th>dB</th> <th>dBuV</th> <th>dB/m</th> <th>dB</th> <th>dB</th> <th>cm</th> <th>deg</th> </tr> </thead> <tbody> <tr> <td>1</td> <td>5240.00</td> <td>94.04</td> <td>-----</td> <td>-----</td> <td>85.90</td> <td>32.97</td> <td>13.01</td> <td>37.84</td> <td>0.00</td> <td>100</td> <td>159</td> <td>AVERAGE</td> </tr> </tbody> </table>	Limit	Read	Ant	Cable	Preamp	Aux	APos	TPos	Remark	Freq	Level	Line Margin	Level Factor	Loss Factor	Factor	Factor	Factor		MHz	dBuV/m	dBuV/m	dB	dBuV	dB/m	dB	dB	cm	deg	1	5240.00	94.04	-----	-----	85.90	32.97	13.01	37.84	0.00	100	159	AVERAGE
Limit	Read	Ant	Cable	Preamp	Aux	APos	TPos	Remark																																																																												
Freq	Level	Line Margin	Level Factor	Loss Factor	Factor	Factor	Factor																																																																													
MHz	dBuV/m	dBuV/m	dB	dBuV	dB/m	dB	dB	cm	deg																																																																											
1	5103.44	39.04	54.00	-14.96	30.02	33.09	12.87	37.74	0.00	100	159	AVERAGE																																																																								
Limit	Read	Ant	Cable	Preamp	Aux	APos	TPos	Remark																																																																												
Freq	Level	Line Margin	Level Factor	Loss Factor	Factor	Factor	Factor																																																																													
MHz	dBuV/m	dBuV/m	dB	dBuV	dB/m	dB	dB	cm	deg																																																																											
1	5240.00	94.04	-----	-----	85.90	32.97	13.01	37.84	0.00	100	159	AVERAGE																																																																								



Mode	6																																										
	Band Edge - R																																										
	U-NII-1_5.15-5.25_802.11n HT20_CH48_5240MHz																																										
ANT	1																																										
Pol.	Vertical	Fundamental																																									
Peak	<p>Site : 03CH20-HY Condition: PEAK_BE_74 3m HF_91200_02360_231030 VERTICAL : RBW:1000.000kHz VBW:3000.000kHz SMT:Auto</p> <table border="1"> <thead> <tr> <th>Limit</th> <th>Read</th> <th>Ant</th> <th>Cable</th> <th>Preamp</th> <th>Aux</th> <th>APos</th> <th>TPos</th> <th>Remark</th> </tr> <tr> <th>Freq</th> <th>Level</th> <th>Line</th> <th>Margin</th> <th>Level</th> <th>Factor</th> <th>Loss</th> <th>Factor</th> <th>Factor</th> </tr> <tr> <th>MHz</th> <th>dBuV/m</th> <th>dBuV/m</th> <th>dB</th> <th>dBuV</th> <th>dB/m</th> <th>dB</th> <th>dB</th> <th>cm</th> <th>deg</th> </tr> </thead> <tbody> <tr> <td>1</td> <td>5355.72</td> <td>46.55</td> <td>74.00</td> <td>-27.45</td> <td>38.50</td> <td>32.79</td> <td>13.19</td> <td>37.93</td> <td>0.00</td> <td>100</td> <td>159</td> <td>PEAK</td> </tr> </tbody> </table>	Limit	Read	Ant	Cable	Preamp	Aux	APos	TPos	Remark	Freq	Level	Line	Margin	Level	Factor	Loss	Factor	Factor	MHz	dBuV/m	dBuV/m	dB	dBuV	dB/m	dB	dB	cm	deg	1	5355.72	46.55	74.00	-27.45	38.50	32.79	13.19	37.93	0.00	100	159	PEAK	Blank
Limit	Read	Ant	Cable	Preamp	Aux	APos	TPos	Remark																																			
Freq	Level	Line	Margin	Level	Factor	Loss	Factor	Factor																																			
MHz	dBuV/m	dBuV/m	dB	dBuV	dB/m	dB	dB	cm	deg																																		
1	5355.72	46.55	74.00	-27.45	38.50	32.79	13.19	37.93	0.00	100	159	PEAK																															
Avg	<p>Site : 03CH20-HY Condition: AVG_BE_54 3m HF_91200_02360_231030 VERTICAL : RBW:1000.000kHz VBW:0.820kHz SMT:Auto</p> <table border="1"> <thead> <tr> <th>Limit</th> <th>Read</th> <th>Ant</th> <th>Cable</th> <th>Preamp</th> <th>Aux</th> <th>APos</th> <th>TPos</th> <th>Remark</th> </tr> <tr> <th>Freq</th> <th>Level</th> <th>Line</th> <th>Margin</th> <th>Level</th> <th>Factor</th> <th>Loss</th> <th>Factor</th> <th>Factor</th> </tr> <tr> <th>MHz</th> <th>dBuV/m</th> <th>dBuV/m</th> <th>dB</th> <th>dBuV</th> <th>dB/m</th> <th>dB</th> <th>dB</th> <th>cm</th> <th>deg</th> </tr> </thead> <tbody> <tr> <td>1</td> <td>5350.80</td> <td>37.52</td> <td>54.00</td> <td>-16.48</td> <td>29.45</td> <td>32.80</td> <td>13.19</td> <td>37.92</td> <td>0.00</td> <td>100</td> <td>159</td> <td>AVERAGE</td> </tr> </tbody> </table>	Limit	Read	Ant	Cable	Preamp	Aux	APos	TPos	Remark	Freq	Level	Line	Margin	Level	Factor	Loss	Factor	Factor	MHz	dBuV/m	dBuV/m	dB	dBuV	dB/m	dB	dB	cm	deg	1	5350.80	37.52	54.00	-16.48	29.45	32.80	13.19	37.92	0.00	100	159	AVERAGE	Blank
Limit	Read	Ant	Cable	Preamp	Aux	APos	TPos	Remark																																			
Freq	Level	Line	Margin	Level	Factor	Loss	Factor	Factor																																			
MHz	dBuV/m	dBuV/m	dB	dBuV	dB/m	dB	dB	cm	deg																																		
1	5350.80	37.52	54.00	-16.48	29.45	32.80	13.19	37.92	0.00	100	159	AVERAGE																															

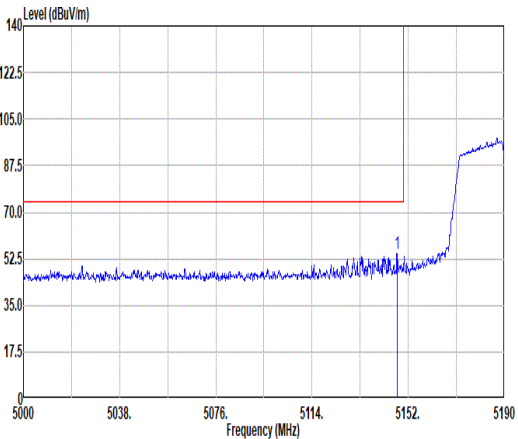
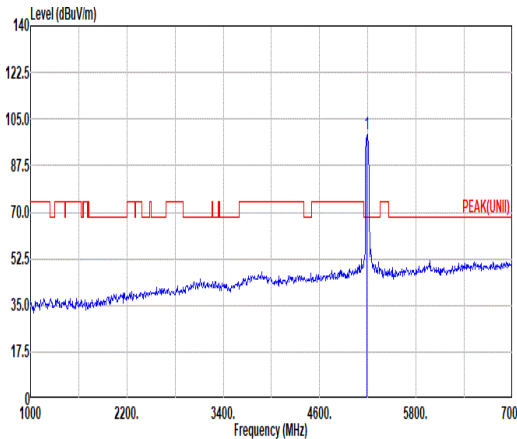
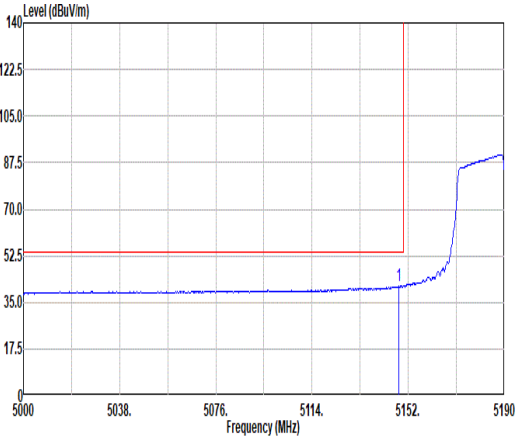
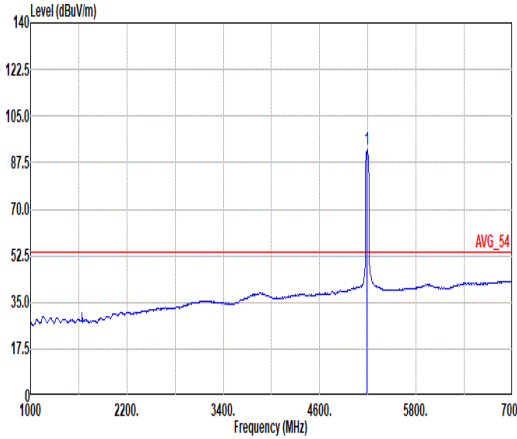


Mode	6																																																																																																																									
	Harmonic																																																																																																																									
	U-NII-1_5.15-5.25_802.11n_HT20_CH48_5240MHz																																																																																																																									
ANT	1																																																																																																																									
Pol.	Horizontal	Vertical																																																																																																																								
Peak Avg	<p>Site : 03CH20-HY Condition: PEAK(UNII) 3m HF_91200_02360_231030 HORIZONTAL</p> <table border="1"> <thead> <tr> <th>Peak</th> <th>Freq</th> <th>Level</th> <th>Limit</th> <th>Read</th> <th>Ant</th> <th>Cable</th> <th>Preamp</th> <th>Aux</th> <th>APos</th> <th>TPos</th> <th>Remark</th> </tr> <tr> <th></th> <th>MHz</th> <th>dBuV/m</th> <th>dBuV/m</th> <th>dB</th> <th>dBuV</th> <th>dB/m</th> <th>dB</th> <th>dB</th> <th>dB</th> <th>cm</th> <th>deg</th> </tr> </thead> <tbody> <tr> <td>1</td> <td>10480.00</td> <td>51.92</td> <td>68.20</td> <td>-16.28</td> <td>35.75</td> <td>38.60</td> <td>18.55</td> <td>41.49</td> <td>0.51</td> <td>--</td> <td>-- PEAK</td> </tr> <tr> <td>2</td> <td>15720.00</td> <td>52.24</td> <td>74.00</td> <td>-21.76</td> <td>35.21</td> <td>38.16</td> <td>22.96</td> <td>44.56</td> <td>0.47</td> <td>338</td> <td>115 PEAK</td> </tr> <tr> <td>3</td> <td>15720.00</td> <td>42.81</td> <td>54.00</td> <td>-11.19</td> <td>25.78</td> <td>38.16</td> <td>22.96</td> <td>44.56</td> <td>0.47</td> <td>338</td> <td>115 Average</td> </tr> </tbody> </table>	Peak	Freq	Level	Limit	Read	Ant	Cable	Preamp	Aux	APos	TPos	Remark		MHz	dBuV/m	dBuV/m	dB	dBuV	dB/m	dB	dB	dB	cm	deg	1	10480.00	51.92	68.20	-16.28	35.75	38.60	18.55	41.49	0.51	--	-- PEAK	2	15720.00	52.24	74.00	-21.76	35.21	38.16	22.96	44.56	0.47	338	115 PEAK	3	15720.00	42.81	54.00	-11.19	25.78	38.16	22.96	44.56	0.47	338	115 Average	<p>Site : 03CH20-HY Condition: PEAK(UNII) 3m HF_91200_02360_231030 VERTICAL</p> <table border="1"> <thead> <tr> <th>Peak</th> <th>Freq</th> <th>Level</th> <th>Limit</th> <th>Read</th> <th>Ant</th> <th>Cable</th> <th>Preamp</th> <th>Aux</th> <th>APos</th> <th>TPos</th> <th>Remark</th> </tr> <tr> <th></th> <th>MHz</th> <th>dBuV/m</th> <th>dBuV/m</th> <th>dB</th> <th>dBuV</th> <th>dB/m</th> <th>dB</th> <th>dB</th> <th>dB</th> <th>cm</th> <th>deg</th> </tr> </thead> <tbody> <tr> <td>1</td> <td>10480.00</td> <td>51.37</td> <td>68.20</td> <td>-16.83</td> <td>35.20</td> <td>38.60</td> <td>18.55</td> <td>41.49</td> <td>0.51</td> <td>--</td> <td>-- PEAK</td> </tr> <tr> <td>2</td> <td>15720.00</td> <td>52.58</td> <td>74.00</td> <td>-21.42</td> <td>35.55</td> <td>38.16</td> <td>22.96</td> <td>44.56</td> <td>0.47</td> <td>251</td> <td>25 PEAK</td> </tr> <tr> <td>3</td> <td>15720.00</td> <td>42.88</td> <td>54.00</td> <td>-11.12</td> <td>25.85</td> <td>38.16</td> <td>22.96</td> <td>44.56</td> <td>0.47</td> <td>251</td> <td>25 Average</td> </tr> </tbody> </table>	Peak	Freq	Level	Limit	Read	Ant	Cable	Preamp	Aux	APos	TPos	Remark		MHz	dBuV/m	dBuV/m	dB	dBuV	dB/m	dB	dB	dB	cm	deg	1	10480.00	51.37	68.20	-16.83	35.20	38.60	18.55	41.49	0.51	--	-- PEAK	2	15720.00	52.58	74.00	-21.42	35.55	38.16	22.96	44.56	0.47	251	25 PEAK	3	15720.00	42.88	54.00	-11.12	25.85	38.16	22.96	44.56	0.47	251	25 Average
	Peak	Freq	Level	Limit	Read	Ant	Cable	Preamp	Aux	APos	TPos	Remark																																																																																																														
	MHz	dBuV/m	dBuV/m	dB	dBuV	dB/m	dB	dB	dB	cm	deg																																																																																																															
1	10480.00	51.92	68.20	-16.28	35.75	38.60	18.55	41.49	0.51	--	-- PEAK																																																																																																															
2	15720.00	52.24	74.00	-21.76	35.21	38.16	22.96	44.56	0.47	338	115 PEAK																																																																																																															
3	15720.00	42.81	54.00	-11.19	25.78	38.16	22.96	44.56	0.47	338	115 Average																																																																																																															
Peak	Freq	Level	Limit	Read	Ant	Cable	Preamp	Aux	APos	TPos	Remark																																																																																																															
	MHz	dBuV/m	dBuV/m	dB	dBuV	dB/m	dB	dB	dB	cm	deg																																																																																																															
1	10480.00	51.37	68.20	-16.83	35.20	38.60	18.55	41.49	0.51	--	-- PEAK																																																																																																															
2	15720.00	52.58	74.00	-21.42	35.55	38.16	22.96	44.56	0.47	251	25 PEAK																																																																																																															
3	15720.00	42.88	54.00	-11.12	25.85	38.16	22.96	44.56	0.47	251	25 Average																																																																																																															



	6	
Mode	Harmonic	
	U-NII-1_5.15-5.25_802.11n HT20_CH48_5240MHz	
ANT	1	
Pol.	Horizontal	Vertical
14.47G ~14.5G Avg	<p>Site : 03CH20-HY Condition: AVG_54 3m HF_91280_02360_231030 HORIZONTAL</p>	<p>Site : 03CH20-HY Condition: AVG_54 3m HF_91280_02360_231030 VERTICAL</p>
	<p>Site : 03CH20-HY Condition: AVG_54 3m HF_91280_02360_231030 HORIZONTAL</p>	<p>Site : 03CH20-HY Condition: AVG_54 3m HF_91280_02360_231030 VERTICAL</p>

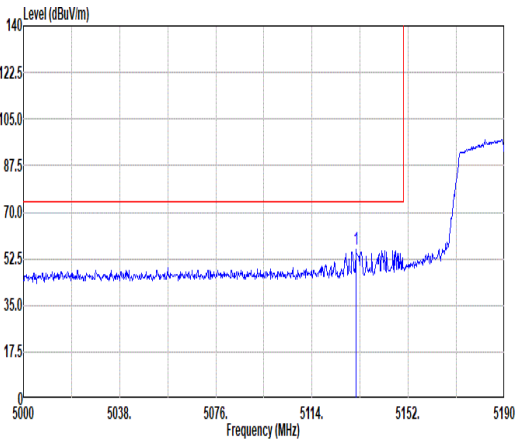
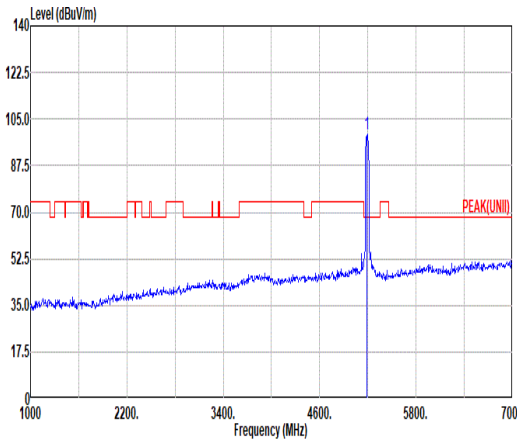
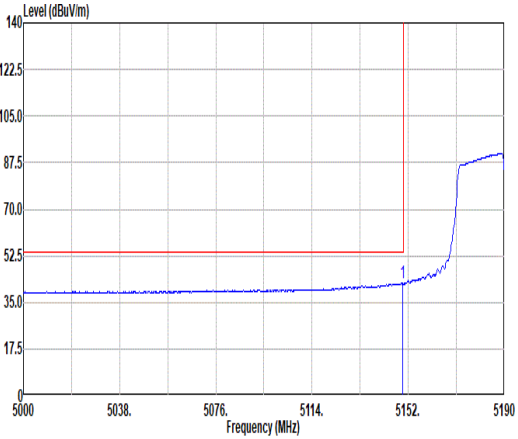
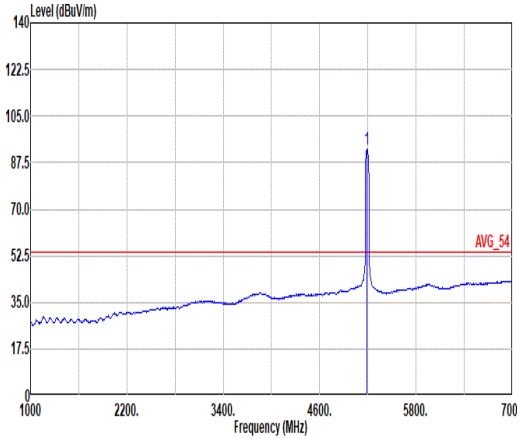


Mode	7																																																																																			
	Band Edge - L																																																																																			
	U-NII-1_5.15-5.25_802.11n_HT40_CH38_5190MHz																																																																																			
ANT	1																																																																																			
Pol.	Horizontal	Fundamental																																																																																		
Peak	 <p>Level (dBuV/m) vs Frequency (MHz) plot showing a peak at 5147.63 MHz. The y-axis ranges from 0 to 140 dBuV/m, and the x-axis ranges from 5000 to 5190 MHz.</p> <p>Site : 03CH20-HY Condition: PEAK_BE_74 3m HF_91200_02360_231030 HORIZONTAL : RBW:1000.000kHz VBW:3000.000kHz SWT:Auto</p> <table border="1"> <thead> <tr> <th>Limit</th> <th>Read</th> <th>Ant</th> <th>Cable</th> <th>Preamp</th> <th>Aux</th> <th>APos</th> <th>TPos</th> <th>Remark</th> </tr> <tr> <th>Freq</th> <th>Level</th> <th>Line Margin</th> <th>Level Factor</th> <th>Loss Factor</th> <th>Factor</th> <th></th> <th></th> <th></th> </tr> <tr> <th>MHz</th> <th>dBuV/m</th> <th>dBuV/m</th> <th>dB</th> <th>dBuV</th> <th>dB/m</th> <th>dB</th> <th>dB</th> <th>cm</th> <th>deg</th> </tr> </thead> <tbody> <tr> <td>1</td> <td>5147.63</td> <td>54.62</td> <td>74.00</td> <td>-19.38</td> <td>46.58</td> <td>32.91</td> <td>12.91</td> <td>37.78</td> <td>0.00</td> <td>100</td> <td>67</td> <td>PEAK</td> </tr> </tbody> </table>	Limit	Read	Ant	Cable	Preamp	Aux	APos	TPos	Remark	Freq	Level	Line Margin	Level Factor	Loss Factor	Factor				MHz	dBuV/m	dBuV/m	dB	dBuV	dB/m	dB	dB	cm	deg	1	5147.63	54.62	74.00	-19.38	46.58	32.91	12.91	37.78	0.00	100	67	PEAK	 <p>Level (dBuV/m) vs Frequency (MHz) plot showing a peak at 5190.00 MHz. The y-axis ranges from 0 to 140 dBuV/m, and the x-axis ranges from 1000 to 7000 MHz.</p> <p>Site : 03CH20-HY Condition: PEAK(UNII) 3m HF_91200_02360_231030 HORIZONTAL : RBW:1000.000kHz VBW:3000.000kHz SWT:Auto</p> <table border="1"> <thead> <tr> <th>Limit</th> <th>Read</th> <th>Ant</th> <th>Cable</th> <th>Preamp</th> <th>Aux</th> <th>APos</th> <th>TPos</th> <th>Remark</th> </tr> <tr> <th>Freq</th> <th>Level</th> <th>Line Margin</th> <th>Level Factor</th> <th>Loss Factor</th> <th>Factor</th> <th></th> <th></th> <th></th> </tr> <tr> <th>MHz</th> <th>dBuV/m</th> <th>dBuV/m</th> <th>dB</th> <th>dBuV</th> <th>dB/m</th> <th>dB</th> <th>dB</th> <th>cm</th> <th>deg</th> </tr> </thead> <tbody> <tr> <td>1</td> <td>5190.00</td> <td>99.18</td> <td>-----</td> <td>-----</td> <td>91.14</td> <td>32.90</td> <td>12.95</td> <td>37.81</td> <td>0.00</td> <td>100</td> <td>67</td> <td>PEAK</td> </tr> </tbody> </table>	Limit	Read	Ant	Cable	Preamp	Aux	APos	TPos	Remark	Freq	Level	Line Margin	Level Factor	Loss Factor	Factor				MHz	dBuV/m	dBuV/m	dB	dBuV	dB/m	dB	dB	cm	deg	1	5190.00	99.18	-----	-----	91.14	32.90	12.95	37.81	0.00	100	67	PEAK
	Limit	Read	Ant	Cable	Preamp	Aux	APos	TPos	Remark																																																																											
Freq	Level	Line Margin	Level Factor	Loss Factor	Factor																																																																															
MHz	dBuV/m	dBuV/m	dB	dBuV	dB/m	dB	dB	cm	deg																																																																											
1	5147.63	54.62	74.00	-19.38	46.58	32.91	12.91	37.78	0.00	100	67	PEAK																																																																								
Limit	Read	Ant	Cable	Preamp	Aux	APos	TPos	Remark																																																																												
Freq	Level	Line Margin	Level Factor	Loss Factor	Factor																																																																															
MHz	dBuV/m	dBuV/m	dB	dBuV	dB/m	dB	dB	cm	deg																																																																											
1	5190.00	99.18	-----	-----	91.14	32.90	12.95	37.81	0.00	100	67	PEAK																																																																								
Avg	 <p>Level (dBuV/m) vs Frequency (MHz) plot showing an average level at 5148.20 MHz. The y-axis ranges from 0 to 140 dBuV/m, and the x-axis ranges from 5000 to 5190 MHz.</p> <p>Site : 03CH20-HY Condition: AVG_BE_54 3m HF_91200_02360_231030 HORIZONTAL : RBW:1000.000kHz VBW:1.600kHz SWT:Auto</p> <table border="1"> <thead> <tr> <th>Limit</th> <th>Read</th> <th>Ant</th> <th>Cable</th> <th>Preamp</th> <th>Aux</th> <th>APos</th> <th>TPos</th> <th>Remark</th> </tr> <tr> <th>Freq</th> <th>Level</th> <th>Line Margin</th> <th>Level Factor</th> <th>Loss Factor</th> <th>Factor</th> <th></th> <th></th> <th></th> </tr> <tr> <th>MHz</th> <th>dBuV/m</th> <th>dBuV/m</th> <th>dB</th> <th>dBuV</th> <th>dB/m</th> <th>dB</th> <th>dB</th> <th>cm</th> <th>deg</th> </tr> </thead> <tbody> <tr> <td>1</td> <td>5148.20</td> <td>41.13</td> <td>54.00</td> <td>-12.87</td> <td>33.09</td> <td>32.91</td> <td>12.91</td> <td>37.78</td> <td>0.00</td> <td>100</td> <td>67</td> <td>AVERAGE</td> </tr> </tbody> </table>	Limit	Read	Ant	Cable	Preamp	Aux	APos	TPos	Remark	Freq	Level	Line Margin	Level Factor	Loss Factor	Factor				MHz	dBuV/m	dBuV/m	dB	dBuV	dB/m	dB	dB	cm	deg	1	5148.20	41.13	54.00	-12.87	33.09	32.91	12.91	37.78	0.00	100	67	AVERAGE	 <p>Level (dBuV/m) vs Frequency (MHz) plot showing an average level at 5190.00 MHz. The y-axis ranges from 0 to 140 dBuV/m, and the x-axis ranges from 1000 to 7000 MHz.</p> <p>Site : 03CH20-HY Condition: AVG_54 3m HF_91200_02360_231030 HORIZONTAL : RBW:1000.000kHz VBW:1.600kHz SWT:Auto</p> <table border="1"> <thead> <tr> <th>Limit</th> <th>Read</th> <th>Ant</th> <th>Cable</th> <th>Preamp</th> <th>Aux</th> <th>APos</th> <th>TPos</th> <th>Remark</th> </tr> <tr> <th>Freq</th> <th>Level</th> <th>Line Margin</th> <th>Level Factor</th> <th>Loss Factor</th> <th>Factor</th> <th></th> <th></th> <th></th> </tr> <tr> <th>MHz</th> <th>dBuV/m</th> <th>dBuV/m</th> <th>dB</th> <th>dBuV</th> <th>dB/m</th> <th>dB</th> <th>dB</th> <th>cm</th> <th>deg</th> </tr> </thead> <tbody> <tr> <td>1</td> <td>5190.00</td> <td>92.37</td> <td>-----</td> <td>-----</td> <td>84.33</td> <td>32.90</td> <td>12.95</td> <td>37.81</td> <td>0.00</td> <td>100</td> <td>67</td> <td>AVERAGE</td> </tr> </tbody> </table>	Limit	Read	Ant	Cable	Preamp	Aux	APos	TPos	Remark	Freq	Level	Line Margin	Level Factor	Loss Factor	Factor				MHz	dBuV/m	dBuV/m	dB	dBuV	dB/m	dB	dB	cm	deg	1	5190.00	92.37	-----	-----	84.33	32.90	12.95	37.81	0.00	100	67	AVERAGE
Limit	Read	Ant	Cable	Preamp	Aux	APos	TPos	Remark																																																																												
Freq	Level	Line Margin	Level Factor	Loss Factor	Factor																																																																															
MHz	dBuV/m	dBuV/m	dB	dBuV	dB/m	dB	dB	cm	deg																																																																											
1	5148.20	41.13	54.00	-12.87	33.09	32.91	12.91	37.78	0.00	100	67	AVERAGE																																																																								
Limit	Read	Ant	Cable	Preamp	Aux	APos	TPos	Remark																																																																												
Freq	Level	Line Margin	Level Factor	Loss Factor	Factor																																																																															
MHz	dBuV/m	dBuV/m	dB	dBuV	dB/m	dB	dB	cm	deg																																																																											
1	5190.00	92.37	-----	-----	84.33	32.90	12.95	37.81	0.00	100	67	AVERAGE																																																																								



Mode	7																																								
	Band Edge - R																																								
	U-NII-1_5.15-5.25_802.11n HT40_CH38_5190MHz																																								
ANT	1																																								
Pol.	Horizontal	Fundamental																																							
Peak	<p>Site : 03CH20-HY Condition: PEAK_BE_74 3m HF_91200_02360_231030 HORIZONTAL : RBW:1000.000kHz VBW:3000.000kHz SMT:Auto</p> <table border="1"> <thead> <tr> <th>Limit</th> <th>Read</th> <th>Ant</th> <th>Cable</th> <th>Preamp</th> <th>Aux</th> <th>APos</th> <th>TPos</th> <th>Remark</th> </tr> <tr> <th>Freq</th> <th>Level</th> <th>Line</th> <th>Margin</th> <th>Level</th> <th>Factor</th> <th>Loss</th> <th>Factor</th> <th>Factor</th> </tr> <tr> <th>MHz</th> <th>dBuV/m</th> <th>dBuV/m</th> <th>dB</th> <th>dBuV</th> <th>dB/m</th> <th>dB</th> <th>dB</th> <th>cm</th> <th>deg</th> </tr> </thead> <tbody> <tr> <td>1 5352.81</td> <td>47.62</td> <td>74.00</td> <td>-26.38</td> <td>39.56</td> <td>32.79</td> <td>13.19</td> <td>37.92</td> <td>0.00</td> <td>100</td> <td>67 PEAK</td> </tr> </tbody> </table>	Limit	Read	Ant	Cable	Preamp	Aux	APos	TPos	Remark	Freq	Level	Line	Margin	Level	Factor	Loss	Factor	Factor	MHz	dBuV/m	dBuV/m	dB	dBuV	dB/m	dB	dB	cm	deg	1 5352.81	47.62	74.00	-26.38	39.56	32.79	13.19	37.92	0.00	100	67 PEAK	Blank
Limit	Read	Ant	Cable	Preamp	Aux	APos	TPos	Remark																																	
Freq	Level	Line	Margin	Level	Factor	Loss	Factor	Factor																																	
MHz	dBuV/m	dBuV/m	dB	dBuV	dB/m	dB	dB	cm	deg																																
1 5352.81	47.62	74.00	-26.38	39.56	32.79	13.19	37.92	0.00	100	67 PEAK																															
Avg	<p>Site : 03CH20-HY Condition: AVG_BE_54 3m HF_91200_02360_231030 HORIZONTAL : RBW:1000.000kHz VBW:1.000kHz SMT:Auto</p> <table border="1"> <thead> <tr> <th>Limit</th> <th>Read</th> <th>Ant</th> <th>Cable</th> <th>Preamp</th> <th>Aux</th> <th>APos</th> <th>TPos</th> <th>Remark</th> </tr> <tr> <th>Freq</th> <th>Level</th> <th>Line</th> <th>Margin</th> <th>Level</th> <th>Factor</th> <th>Loss</th> <th>Factor</th> <th>Factor</th> </tr> <tr> <th>MHz</th> <th>dBuV/m</th> <th>dBuV/m</th> <th>dB</th> <th>dBuV</th> <th>dB/m</th> <th>dB</th> <th>dB</th> <th>cm</th> <th>deg</th> </tr> </thead> <tbody> <tr> <td>1 5356.59</td> <td>39.22</td> <td>54.00</td> <td>-14.78</td> <td>31.17</td> <td>32.79</td> <td>13.19</td> <td>37.93</td> <td>0.00</td> <td>100</td> <td>67 AVERAGE</td> </tr> </tbody> </table>	Limit	Read	Ant	Cable	Preamp	Aux	APos	TPos	Remark	Freq	Level	Line	Margin	Level	Factor	Loss	Factor	Factor	MHz	dBuV/m	dBuV/m	dB	dBuV	dB/m	dB	dB	cm	deg	1 5356.59	39.22	54.00	-14.78	31.17	32.79	13.19	37.93	0.00	100	67 AVERAGE	Blank
Limit	Read	Ant	Cable	Preamp	Aux	APos	TPos	Remark																																	
Freq	Level	Line	Margin	Level	Factor	Loss	Factor	Factor																																	
MHz	dBuV/m	dBuV/m	dB	dBuV	dB/m	dB	dB	cm	deg																																
1 5356.59	39.22	54.00	-14.78	31.17	32.79	13.19	37.93	0.00	100	67 AVERAGE																															



		7																																																																																		
Mode	Band Edge - L																																																																																			
	U-NII-1_5.15-5.25_802.11n_HT40_CH38_5190MHz																																																																																			
ANT	1																																																																																			
Pol.	Vertical	Fundamental																																																																																		
Peak	 <p>Level (dBuV/m)</p> <p>Frequency (MHz)</p> <p>Site : 03CH20-HY Condition: PEAK_BE_74 3m HF_91200_02360_231030 VERTICAL : RBW:1000.000kHz VBW:3000.000kHz SWT:Auto</p> <table border="1"> <thead> <tr> <th>Limit</th> <th>Read</th> <th>Ant</th> <th>Cable</th> <th>Preamp</th> <th>Aux</th> <th>APos</th> <th>TPos</th> <th>Remark</th> </tr> <tr> <th>Freq</th> <th>Level</th> <th>Line Margin</th> <th>Level Factor</th> <th>Loss Factor</th> <th>Loss Factor</th> <th>Factor</th> <th>Factor</th> <th></th> </tr> <tr> <th>MHz</th> <th>dBuV/m</th> <th>dBuV/m</th> <th>dB</th> <th>dBuV</th> <th>dB/m</th> <th>dB</th> <th>dB</th> <th>cm</th> <th>deg</th> </tr> </thead> <tbody> <tr> <td>1</td> <td>5131.29</td> <td>56.05</td> <td>74.00</td> <td>-17.95</td> <td>47.95</td> <td>32.97</td> <td>12.89</td> <td>37.76</td> <td>0.00</td> <td>100</td> <td>157</td> <td>PEAK</td> </tr> </tbody> </table>	Limit	Read	Ant	Cable	Preamp	Aux	APos	TPos	Remark	Freq	Level	Line Margin	Level Factor	Loss Factor	Loss Factor	Factor	Factor		MHz	dBuV/m	dBuV/m	dB	dBuV	dB/m	dB	dB	cm	deg	1	5131.29	56.05	74.00	-17.95	47.95	32.97	12.89	37.76	0.00	100	157	PEAK	 <p>Level (dBuV/m)</p> <p>Frequency (MHz)</p> <p>Site : 03CH20-HY Condition: PEAK(UNII) 3m HF_91200_02360_231030 VERTICAL : RBW:1000.000kHz VBW:3000.000kHz SWT:Auto</p> <table border="1"> <thead> <tr> <th>Limit</th> <th>Read</th> <th>Ant</th> <th>Cable</th> <th>Preamp</th> <th>Aux</th> <th>APos</th> <th>TPos</th> <th>Remark</th> </tr> <tr> <th>Freq</th> <th>Level</th> <th>Line Margin</th> <th>Level Factor</th> <th>Loss Factor</th> <th>Loss Factor</th> <th>Factor</th> <th>Factor</th> <th></th> </tr> <tr> <th>MHz</th> <th>dBuV/m</th> <th>dBuV/m</th> <th>dB</th> <th>dBuV</th> <th>dB/m</th> <th>dB</th> <th>dB</th> <th>cm</th> <th>deg</th> </tr> </thead> <tbody> <tr> <td>1</td> <td>5190.00</td> <td>99.11</td> <td>-----</td> <td>-----</td> <td>91.07</td> <td>32.90</td> <td>12.95</td> <td>37.81</td> <td>0.00</td> <td>100</td> <td>157</td> <td>PEAK</td> </tr> </tbody> </table>	Limit	Read	Ant	Cable	Preamp	Aux	APos	TPos	Remark	Freq	Level	Line Margin	Level Factor	Loss Factor	Loss Factor	Factor	Factor		MHz	dBuV/m	dBuV/m	dB	dBuV	dB/m	dB	dB	cm	deg	1	5190.00	99.11	-----	-----	91.07	32.90	12.95	37.81	0.00	100	157	PEAK
	Limit	Read	Ant	Cable	Preamp	Aux	APos	TPos	Remark																																																																											
Freq	Level	Line Margin	Level Factor	Loss Factor	Loss Factor	Factor	Factor																																																																													
MHz	dBuV/m	dBuV/m	dB	dBuV	dB/m	dB	dB	cm	deg																																																																											
1	5131.29	56.05	74.00	-17.95	47.95	32.97	12.89	37.76	0.00	100	157	PEAK																																																																								
Limit	Read	Ant	Cable	Preamp	Aux	APos	TPos	Remark																																																																												
Freq	Level	Line Margin	Level Factor	Loss Factor	Loss Factor	Factor	Factor																																																																													
MHz	dBuV/m	dBuV/m	dB	dBuV	dB/m	dB	dB	cm	deg																																																																											
1	5190.00	99.11	-----	-----	91.07	32.90	12.95	37.81	0.00	100	157	PEAK																																																																								
Avg	 <p>Level (dBuV/m)</p> <p>Frequency (MHz)</p> <p>Site : 03CH20-HY Condition: AVG_BE_54 3m HF_91200_02360_231030 VERTICAL : RBW:1000.000kHz VBW:1.600kHz SWT:Auto</p> <table border="1"> <thead> <tr> <th>Limit</th> <th>Read</th> <th>Ant</th> <th>Cable</th> <th>Preamp</th> <th>Aux</th> <th>APos</th> <th>TPos</th> <th>Remark</th> </tr> <tr> <th>Freq</th> <th>Level</th> <th>Line Margin</th> <th>Level Factor</th> <th>Loss Factor</th> <th>Loss Factor</th> <th>Factor</th> <th>Factor</th> <th></th> </tr> <tr> <th>MHz</th> <th>dBuV/m</th> <th>dBuV/m</th> <th>dB</th> <th>dBuV</th> <th>dB/m</th> <th>dB</th> <th>dB</th> <th>cm</th> <th>deg</th> </tr> </thead> <tbody> <tr> <td>1</td> <td>5149.91</td> <td>42.07</td> <td>54.00</td> <td>-11.93</td> <td>34.04</td> <td>32.90</td> <td>12.91</td> <td>37.78</td> <td>0.00</td> <td>100</td> <td>157</td> <td>AVERAGE</td> </tr> </tbody> </table>	Limit	Read	Ant	Cable	Preamp	Aux	APos	TPos	Remark	Freq	Level	Line Margin	Level Factor	Loss Factor	Loss Factor	Factor	Factor		MHz	dBuV/m	dBuV/m	dB	dBuV	dB/m	dB	dB	cm	deg	1	5149.91	42.07	54.00	-11.93	34.04	32.90	12.91	37.78	0.00	100	157	AVERAGE	 <p>Level (dBuV/m)</p> <p>Frequency (MHz)</p> <p>Site : 03CH20-HY Condition: AVG_54 3m HF_91200_02360_231030 VERTICAL : RBW:1000.000kHz VBW:1.600kHz SWT:Auto</p> <table border="1"> <thead> <tr> <th>Limit</th> <th>Read</th> <th>Ant</th> <th>Cable</th> <th>Preamp</th> <th>Aux</th> <th>APos</th> <th>TPos</th> <th>Remark</th> </tr> <tr> <th>Freq</th> <th>Level</th> <th>Line Margin</th> <th>Level Factor</th> <th>Loss Factor</th> <th>Loss Factor</th> <th>Factor</th> <th>Factor</th> <th></th> </tr> <tr> <th>MHz</th> <th>dBuV/m</th> <th>dBuV/m</th> <th>dB</th> <th>dBuV</th> <th>dB/m</th> <th>dB</th> <th>dB</th> <th>cm</th> <th>deg</th> </tr> </thead> <tbody> <tr> <td>1</td> <td>5190.00</td> <td>92.38</td> <td>-----</td> <td>-----</td> <td>84.34</td> <td>32.90</td> <td>12.95</td> <td>37.81</td> <td>0.00</td> <td>100</td> <td>157</td> <td>AVERAGE</td> </tr> </tbody> </table>	Limit	Read	Ant	Cable	Preamp	Aux	APos	TPos	Remark	Freq	Level	Line Margin	Level Factor	Loss Factor	Loss Factor	Factor	Factor		MHz	dBuV/m	dBuV/m	dB	dBuV	dB/m	dB	dB	cm	deg	1	5190.00	92.38	-----	-----	84.34	32.90	12.95	37.81	0.00	100	157	AVERAGE
	Limit	Read	Ant	Cable	Preamp	Aux	APos	TPos	Remark																																																																											
Freq	Level	Line Margin	Level Factor	Loss Factor	Loss Factor	Factor	Factor																																																																													
MHz	dBuV/m	dBuV/m	dB	dBuV	dB/m	dB	dB	cm	deg																																																																											
1	5149.91	42.07	54.00	-11.93	34.04	32.90	12.91	37.78	0.00	100	157	AVERAGE																																																																								
Limit	Read	Ant	Cable	Preamp	Aux	APos	TPos	Remark																																																																												
Freq	Level	Line Margin	Level Factor	Loss Factor	Loss Factor	Factor	Factor																																																																													
MHz	dBuV/m	dBuV/m	dB	dBuV	dB/m	dB	dB	cm	deg																																																																											
1	5190.00	92.38	-----	-----	84.34	32.90	12.95	37.81	0.00	100	157	AVERAGE																																																																								



Mode	7																																										
	Band Edge - R																																										
	U-NII-1_5.15-5.25_802.11n HT40_CH38_5190MHz																																										
ANT	1																																										
Pol.	Vertical	Fundamental																																									
Peak	<p>Site : 03CH20-HY Condition: PEAK_BE_74 3m HF_91200_02360_231030 VERTICAL : RBW:1000.000kHz VBW:3000.000kHz SMT:Auto</p> <table border="1"> <thead> <tr> <th>Limit</th> <th>Read</th> <th>Ant</th> <th>Cable</th> <th>Preamp</th> <th>Aux</th> <th>APos</th> <th>TPos</th> <th>Remark</th> </tr> <tr> <th>Freq</th> <th>Level</th> <th>Line</th> <th>Margin</th> <th>Level</th> <th>Factor</th> <th>Loss</th> <th>Factor</th> <th>Factor</th> </tr> <tr> <th>MHz</th> <th>dBuV/m</th> <th>dBuV/m</th> <th>dB</th> <th>dBuV</th> <th>dB/m</th> <th>dB</th> <th>dB</th> <th>cm</th> <th>deg</th> </tr> </thead> <tbody> <tr> <td>1</td> <td>5431.11</td> <td>46.37</td> <td>74.00</td> <td>-27.63</td> <td>38.29</td> <td>32.76</td> <td>13.30</td> <td>37.98</td> <td>0.00</td> <td>100</td> <td>157</td> <td>PEAK</td> </tr> </tbody> </table>	Limit	Read	Ant	Cable	Preamp	Aux	APos	TPos	Remark	Freq	Level	Line	Margin	Level	Factor	Loss	Factor	Factor	MHz	dBuV/m	dBuV/m	dB	dBuV	dB/m	dB	dB	cm	deg	1	5431.11	46.37	74.00	-27.63	38.29	32.76	13.30	37.98	0.00	100	157	PEAK	Blank
Limit	Read	Ant	Cable	Preamp	Aux	APos	TPos	Remark																																			
Freq	Level	Line	Margin	Level	Factor	Loss	Factor	Factor																																			
MHz	dBuV/m	dBuV/m	dB	dBuV	dB/m	dB	dB	cm	deg																																		
1	5431.11	46.37	74.00	-27.63	38.29	32.76	13.30	37.98	0.00	100	157	PEAK																															
Avg	<p>Site : 03CH20-HY Condition: AVG_BE_54 3m HF_91200_02360_231030 VERTICAL : RBW:1000.000kHz VBW:1.000kHz SMT:Auto</p> <table border="1"> <thead> <tr> <th>Limit</th> <th>Read</th> <th>Ant</th> <th>Cable</th> <th>Preamp</th> <th>Aux</th> <th>APos</th> <th>TPos</th> <th>Remark</th> </tr> <tr> <th>Freq</th> <th>Level</th> <th>Line</th> <th>Margin</th> <th>Level</th> <th>Factor</th> <th>Loss</th> <th>Factor</th> <th>Factor</th> </tr> <tr> <th>MHz</th> <th>dBuV/m</th> <th>dBuV/m</th> <th>dB</th> <th>dBuV</th> <th>dB/m</th> <th>dB</th> <th>dB</th> <th>cm</th> <th>deg</th> </tr> </thead> <tbody> <tr> <td>1</td> <td>5350.30</td> <td>37.86</td> <td>54.00</td> <td>-16.14</td> <td>29.79</td> <td>32.00</td> <td>13.19</td> <td>37.92</td> <td>0.00</td> <td>100</td> <td>157</td> <td>AVERAGE</td> </tr> </tbody> </table>	Limit	Read	Ant	Cable	Preamp	Aux	APos	TPos	Remark	Freq	Level	Line	Margin	Level	Factor	Loss	Factor	Factor	MHz	dBuV/m	dBuV/m	dB	dBuV	dB/m	dB	dB	cm	deg	1	5350.30	37.86	54.00	-16.14	29.79	32.00	13.19	37.92	0.00	100	157	AVERAGE	Blank
Limit	Read	Ant	Cable	Preamp	Aux	APos	TPos	Remark																																			
Freq	Level	Line	Margin	Level	Factor	Loss	Factor	Factor																																			
MHz	dBuV/m	dBuV/m	dB	dBuV	dB/m	dB	dB	cm	deg																																		
1	5350.30	37.86	54.00	-16.14	29.79	32.00	13.19	37.92	0.00	100	157	AVERAGE																															



Mode	8																																																																																	
	Band Edge - L																																																																																	
	U-NII-1_5.15-5.25_802.11n_HT40_CH46_5230MHz																																																																																	
ANT	1																																																																																	
Pol.	Horizontal	Fundamental																																																																																
Peak	<p>Site : 03CH20-HY Condition: PEAK_BE_74 3m HF_91200_02360_231030 HORIZONTAL : RBW:1000.000kHz VBW:3000.000kHz SWT:Auto</p> <table border="1"> <thead> <tr> <th>Limit</th> <th>Read</th> <th>Ant</th> <th>Cable</th> <th>Preamp</th> <th>Aux</th> <th>APos</th> <th>TPos</th> <th>Remark</th> </tr> <tr> <th>Freq</th> <th>Level</th> <th>Line</th> <th>Margin</th> <th>Level</th> <th>Factor</th> <th>Loss</th> <th>Factor</th> <th>Factor</th> </tr> <tr> <th>MHz</th> <th>dBuV/m</th> <th>dBuV/m</th> <th>dB</th> <th>dBuV</th> <th>dB/m</th> <th>dB</th> <th>dB</th> <th>cm</th> </tr> </thead> <tbody> <tr> <td>1</td> <td>5147.43</td> <td>48.72</td> <td>74.00</td> <td>-25.28</td> <td>40.68</td> <td>32.91</td> <td>12.91</td> <td>37.78</td> <td>0.00</td> <td>100</td> <td>64</td> <td>PEAK</td> </tr> </tbody> </table>	Limit	Read	Ant	Cable	Preamp	Aux	APos	TPos	Remark	Freq	Level	Line	Margin	Level	Factor	Loss	Factor	Factor	MHz	dBuV/m	dBuV/m	dB	dBuV	dB/m	dB	dB	cm	1	5147.43	48.72	74.00	-25.28	40.68	32.91	12.91	37.78	0.00	100	64	PEAK	<p>Site : 03CH20-HY Condition: PEAK(UNII) 3m HF_91200_02360_231030 HORIZONTAL : RBW:1000.000kHz VBW:3000.000kHz SWT:Auto</p> <table border="1"> <thead> <tr> <th>Limit</th> <th>Read</th> <th>Ant</th> <th>Cable</th> <th>Preamp</th> <th>Aux</th> <th>APos</th> <th>TPos</th> <th>Remark</th> </tr> <tr> <th>Freq</th> <th>Level</th> <th>Line</th> <th>Margin</th> <th>Level</th> <th>Factor</th> <th>Loss</th> <th>Factor</th> <th>Factor</th> </tr> <tr> <th>MHz</th> <th>dBuV/m</th> <th>dBuV/m</th> <th>dB</th> <th>dBuV</th> <th>dB/m</th> <th>dB</th> <th>dB</th> <th>cm</th> </tr> </thead> <tbody> <tr> <td>1</td> <td>5230.00</td> <td>100.26</td> <td>-----</td> <td>-----</td> <td>92.12</td> <td>32.97</td> <td>13.01</td> <td>37.84</td> <td>0.00</td> <td>100</td> <td>64</td> <td>PEAK</td> </tr> </tbody> </table>	Limit	Read	Ant	Cable	Preamp	Aux	APos	TPos	Remark	Freq	Level	Line	Margin	Level	Factor	Loss	Factor	Factor	MHz	dBuV/m	dBuV/m	dB	dBuV	dB/m	dB	dB	cm	1	5230.00	100.26	-----	-----	92.12	32.97	13.01	37.84	0.00	100	64	PEAK
Limit	Read	Ant	Cable	Preamp	Aux	APos	TPos	Remark																																																																										
Freq	Level	Line	Margin	Level	Factor	Loss	Factor	Factor																																																																										
MHz	dBuV/m	dBuV/m	dB	dBuV	dB/m	dB	dB	cm																																																																										
1	5147.43	48.72	74.00	-25.28	40.68	32.91	12.91	37.78	0.00	100	64	PEAK																																																																						
Limit	Read	Ant	Cable	Preamp	Aux	APos	TPos	Remark																																																																										
Freq	Level	Line	Margin	Level	Factor	Loss	Factor	Factor																																																																										
MHz	dBuV/m	dBuV/m	dB	dBuV	dB/m	dB	dB	cm																																																																										
1	5230.00	100.26	-----	-----	92.12	32.97	13.01	37.84	0.00	100	64	PEAK																																																																						
Avg	<p>Site : 03CH20-HY Condition: AVG_BE_54 3m HF_91200_02360_231030 HORIZONTAL : RBW:1000.000kHz VBW:1.600kHz SWT:Auto</p> <table border="1"> <thead> <tr> <th>Limit</th> <th>Read</th> <th>Ant</th> <th>Cable</th> <th>Preamp</th> <th>Aux</th> <th>APos</th> <th>TPos</th> <th>Remark</th> </tr> <tr> <th>Freq</th> <th>Level</th> <th>Line</th> <th>Margin</th> <th>Level</th> <th>Factor</th> <th>Loss</th> <th>Factor</th> <th>Factor</th> </tr> <tr> <th>MHz</th> <th>dBuV/m</th> <th>dBuV/m</th> <th>dB</th> <th>dBuV</th> <th>dB/m</th> <th>dB</th> <th>dB</th> <th>cm</th> </tr> </thead> <tbody> <tr> <td>1</td> <td>5106.03</td> <td>39.29</td> <td>54.00</td> <td>-14.71</td> <td>31.09</td> <td>33.00</td> <td>12.87</td> <td>37.75</td> <td>0.00</td> <td>100</td> <td>64</td> <td>AVERAGE</td> </tr> </tbody> </table>	Limit	Read	Ant	Cable	Preamp	Aux	APos	TPos	Remark	Freq	Level	Line	Margin	Level	Factor	Loss	Factor	Factor	MHz	dBuV/m	dBuV/m	dB	dBuV	dB/m	dB	dB	cm	1	5106.03	39.29	54.00	-14.71	31.09	33.00	12.87	37.75	0.00	100	64	AVERAGE	<p>Site : 03CH20-HY Condition: AVG_54 3m HF_91200_02360_231030 HORIZONTAL : RBW:1000.000kHz VBW:1.600kHz SWT:Auto</p> <table border="1"> <thead> <tr> <th>Limit</th> <th>Read</th> <th>Ant</th> <th>Cable</th> <th>Preamp</th> <th>Aux</th> <th>APos</th> <th>TPos</th> <th>Remark</th> </tr> <tr> <th>Freq</th> <th>Level</th> <th>Line</th> <th>Margin</th> <th>Level</th> <th>Factor</th> <th>Loss</th> <th>Factor</th> <th>Factor</th> </tr> <tr> <th>MHz</th> <th>dBuV/m</th> <th>dBuV/m</th> <th>dB</th> <th>dBuV</th> <th>dB/m</th> <th>dB</th> <th>dB</th> <th>cm</th> </tr> </thead> <tbody> <tr> <td>1</td> <td>5230.00</td> <td>93.53</td> <td>-----</td> <td>-----</td> <td>85.40</td> <td>32.96</td> <td>13.01</td> <td>37.84</td> <td>0.00</td> <td>100</td> <td>64</td> <td>AVERAGE</td> </tr> </tbody> </table>	Limit	Read	Ant	Cable	Preamp	Aux	APos	TPos	Remark	Freq	Level	Line	Margin	Level	Factor	Loss	Factor	Factor	MHz	dBuV/m	dBuV/m	dB	dBuV	dB/m	dB	dB	cm	1	5230.00	93.53	-----	-----	85.40	32.96	13.01	37.84	0.00	100	64	AVERAGE
Limit	Read	Ant	Cable	Preamp	Aux	APos	TPos	Remark																																																																										
Freq	Level	Line	Margin	Level	Factor	Loss	Factor	Factor																																																																										
MHz	dBuV/m	dBuV/m	dB	dBuV	dB/m	dB	dB	cm																																																																										
1	5106.03	39.29	54.00	-14.71	31.09	33.00	12.87	37.75	0.00	100	64	AVERAGE																																																																						
Limit	Read	Ant	Cable	Preamp	Aux	APos	TPos	Remark																																																																										
Freq	Level	Line	Margin	Level	Factor	Loss	Factor	Factor																																																																										
MHz	dBuV/m	dBuV/m	dB	dBuV	dB/m	dB	dB	cm																																																																										
1	5230.00	93.53	-----	-----	85.40	32.96	13.01	37.84	0.00	100	64	AVERAGE																																																																						



Mode	8																																							
	Band Edge - R																																							
	U-NII-1_5.15-5.25_802.11n HT40_CH46_5230MHz																																							
ANT	1																																							
Pol.	Horizontal	Fundamental																																						
Peak	<p>Site : 03CH20-HY Condition: PEAK_BE_74 3m HF_91200_02360_231030 HORIZONTAL : RBW:1000.000kHz VBW:3000.000kHz SMT:Auto</p> <table border="1"> <thead> <tr> <th>Limit</th> <th>Read</th> <th>Ant</th> <th>Cable</th> <th>Preamp</th> <th>Aux</th> <th>APos</th> <th>TPos</th> <th>Remark</th> </tr> <tr> <th>Freq</th> <th>Level</th> <th>Line</th> <th>Margin</th> <th>Level</th> <th>Factor</th> <th>Loss</th> <th>Factor</th> <th>Factor</th> </tr> <tr> <th>MHz</th> <th>dBuV/m</th> <th>dBuV/m</th> <th>dB</th> <th>dBuV</th> <th>dB/m</th> <th>dB</th> <th>dB</th> <th>cm</th> <th>deg</th> </tr> </thead> <tbody> <tr> <td>1 5368.23</td> <td>48.04</td> <td>74.00</td> <td>-25.96</td> <td>40.01</td> <td>32.76</td> <td>13.21</td> <td>37.94</td> <td>0.00</td> <td>100 64 PEAK</td> </tr> </tbody> </table>	Limit	Read	Ant	Cable	Preamp	Aux	APos	TPos	Remark	Freq	Level	Line	Margin	Level	Factor	Loss	Factor	Factor	MHz	dBuV/m	dBuV/m	dB	dBuV	dB/m	dB	dB	cm	deg	1 5368.23	48.04	74.00	-25.96	40.01	32.76	13.21	37.94	0.00	100 64 PEAK	Blank
Limit	Read	Ant	Cable	Preamp	Aux	APos	TPos	Remark																																
Freq	Level	Line	Margin	Level	Factor	Loss	Factor	Factor																																
MHz	dBuV/m	dBuV/m	dB	dBuV	dB/m	dB	dB	cm	deg																															
1 5368.23	48.04	74.00	-25.96	40.01	32.76	13.21	37.94	0.00	100 64 PEAK																															
Avg	<p>Site : 03CH20-HY Condition: AVG_BE_54 3m HF_91200_02360_231030 HORIZONTAL : RBW:1000.000kHz VBW:1.000kHz SMT:Auto</p> <table border="1"> <thead> <tr> <th>Limit</th> <th>Read</th> <th>Ant</th> <th>Cable</th> <th>Preamp</th> <th>Aux</th> <th>APos</th> <th>TPos</th> <th>Remark</th> </tr> <tr> <th>Freq</th> <th>Level</th> <th>Line</th> <th>Margin</th> <th>Level</th> <th>Factor</th> <th>Loss</th> <th>Factor</th> <th>Factor</th> </tr> <tr> <th>MHz</th> <th>dBuV/m</th> <th>dBuV/m</th> <th>dB</th> <th>dBuV</th> <th>dB/m</th> <th>dB</th> <th>dB</th> <th>cm</th> <th>deg</th> </tr> </thead> <tbody> <tr> <td>1 5352.59</td> <td>39.82</td> <td>54.00</td> <td>-14.18</td> <td>31.76</td> <td>32.79</td> <td>13.19</td> <td>37.92</td> <td>0.00</td> <td>100 64 AVERAGE</td> </tr> </tbody> </table>	Limit	Read	Ant	Cable	Preamp	Aux	APos	TPos	Remark	Freq	Level	Line	Margin	Level	Factor	Loss	Factor	Factor	MHz	dBuV/m	dBuV/m	dB	dBuV	dB/m	dB	dB	cm	deg	1 5352.59	39.82	54.00	-14.18	31.76	32.79	13.19	37.92	0.00	100 64 AVERAGE	Blank
Limit	Read	Ant	Cable	Preamp	Aux	APos	TPos	Remark																																
Freq	Level	Line	Margin	Level	Factor	Loss	Factor	Factor																																
MHz	dBuV/m	dBuV/m	dB	dBuV	dB/m	dB	dB	cm	deg																															
1 5352.59	39.82	54.00	-14.18	31.76	32.79	13.19	37.92	0.00	100 64 AVERAGE																															



Mode	8																																																																																			
	Band Edge - L																																																																																			
	U-NII-1_5.15-5.25_802.11n_HT40_CH46_5230MHz																																																																																			
ANT	1																																																																																			
Pol.	Vertical	Fundamental																																																																																		
Peak	<p>Site : 03CH20-HY Condition: PEAK_BE_74 3m HF_91200_02360_231030 VERTICAL : RBW:1000.000kHz VBW:3000.000kHz SWT:Auto</p> <table border="1"> <thead> <tr> <th>Limit</th> <th>Read</th> <th>Ant</th> <th>Cable</th> <th>Preamp</th> <th>Aux</th> <th>APos</th> <th>TPos</th> <th>Remark</th> </tr> <tr> <th>Freq</th> <th>Level</th> <th>Line</th> <th>Margin</th> <th>Level</th> <th>Factor</th> <th>Loss</th> <th>Factor</th> <th>Factor</th> </tr> <tr> <th>MHz</th> <th>dBuV/m</th> <th>dBuV/m</th> <th>dB</th> <th>dBuV</th> <th>dB/m</th> <th>dB</th> <th>dB</th> <th>cm</th> <th>deg</th> </tr> </thead> <tbody> <tr> <td>1</td> <td>5146.51</td> <td>49.62</td> <td>74.00</td> <td>-24.38</td> <td>41.58</td> <td>32.91</td> <td>12.91</td> <td>37.78</td> <td>0.00</td> <td>100</td> <td>208</td> <td>PEAK</td> </tr> </tbody> </table>	Limit	Read	Ant	Cable	Preamp	Aux	APos	TPos	Remark	Freq	Level	Line	Margin	Level	Factor	Loss	Factor	Factor	MHz	dBuV/m	dBuV/m	dB	dBuV	dB/m	dB	dB	cm	deg	1	5146.51	49.62	74.00	-24.38	41.58	32.91	12.91	37.78	0.00	100	208	PEAK	<p>Site : 03CH20-HY Condition: PEAK(UNII) 3m HF_91200_02360_231030 VERTICAL : RBW:1000.000kHz VBW:3000.000kHz SWT:Auto</p> <table border="1"> <thead> <tr> <th>Limit</th> <th>Read</th> <th>Ant</th> <th>Cable</th> <th>Preamp</th> <th>Aux</th> <th>APos</th> <th>TPos</th> <th>Remark</th> </tr> <tr> <th>Freq</th> <th>Level</th> <th>Line</th> <th>Margin</th> <th>Level</th> <th>Factor</th> <th>Loss</th> <th>Factor</th> <th>Factor</th> </tr> <tr> <th>MHz</th> <th>dBuV/m</th> <th>dBuV/m</th> <th>dB</th> <th>dBuV</th> <th>dB/m</th> <th>dB</th> <th>dB</th> <th>cm</th> <th>deg</th> </tr> </thead> <tbody> <tr> <td>1</td> <td>5230.00</td> <td>98.00</td> <td>-----</td> <td>-----</td> <td>89.87</td> <td>32.96</td> <td>13.01</td> <td>37.84</td> <td>0.00</td> <td>100</td> <td>208</td> <td>PEAK</td> </tr> </tbody> </table>	Limit	Read	Ant	Cable	Preamp	Aux	APos	TPos	Remark	Freq	Level	Line	Margin	Level	Factor	Loss	Factor	Factor	MHz	dBuV/m	dBuV/m	dB	dBuV	dB/m	dB	dB	cm	deg	1	5230.00	98.00	-----	-----	89.87	32.96	13.01	37.84	0.00	100	208	PEAK
	Limit	Read	Ant	Cable	Preamp	Aux	APos	TPos	Remark																																																																											
Freq	Level	Line	Margin	Level	Factor	Loss	Factor	Factor																																																																												
MHz	dBuV/m	dBuV/m	dB	dBuV	dB/m	dB	dB	cm	deg																																																																											
1	5146.51	49.62	74.00	-24.38	41.58	32.91	12.91	37.78	0.00	100	208	PEAK																																																																								
Limit	Read	Ant	Cable	Preamp	Aux	APos	TPos	Remark																																																																												
Freq	Level	Line	Margin	Level	Factor	Loss	Factor	Factor																																																																												
MHz	dBuV/m	dBuV/m	dB	dBuV	dB/m	dB	dB	cm	deg																																																																											
1	5230.00	98.00	-----	-----	89.87	32.96	13.01	37.84	0.00	100	208	PEAK																																																																								
Avg	<p>Site : 03CH20-HY Condition: AVG_BE_54 3m HF_91200_02360_231030 VERTICAL : RBW:1000.000kHz VBW:1.600kHz SWT:Auto</p> <table border="1"> <thead> <tr> <th>Limit</th> <th>Read</th> <th>Ant</th> <th>Cable</th> <th>Preamp</th> <th>Aux</th> <th>APos</th> <th>TPos</th> <th>Remark</th> </tr> <tr> <th>Freq</th> <th>Level</th> <th>Line</th> <th>Margin</th> <th>Level</th> <th>Factor</th> <th>Loss</th> <th>Factor</th> <th>Factor</th> </tr> <tr> <th>MHz</th> <th>dBuV/m</th> <th>dBuV/m</th> <th>dB</th> <th>dBuV</th> <th>dB/m</th> <th>dB</th> <th>dB</th> <th>cm</th> <th>deg</th> </tr> </thead> <tbody> <tr> <td>1</td> <td>5148.81</td> <td>39.33</td> <td>54.00</td> <td>-14.67</td> <td>31.30</td> <td>32.90</td> <td>12.91</td> <td>37.78</td> <td>0.00</td> <td>100</td> <td>208</td> <td>AVERAGE</td> </tr> </tbody> </table>	Limit	Read	Ant	Cable	Preamp	Aux	APos	TPos	Remark	Freq	Level	Line	Margin	Level	Factor	Loss	Factor	Factor	MHz	dBuV/m	dBuV/m	dB	dBuV	dB/m	dB	dB	cm	deg	1	5148.81	39.33	54.00	-14.67	31.30	32.90	12.91	37.78	0.00	100	208	AVERAGE	<p>Site : 03CH20-HY Condition: AVG_54 3m HF_91200_02360_231030 VERTICAL : RBW:1000.000kHz VBW:1.600kHz SWT:Auto</p> <table border="1"> <thead> <tr> <th>Limit</th> <th>Read</th> <th>Ant</th> <th>Cable</th> <th>Preamp</th> <th>Aux</th> <th>APos</th> <th>TPos</th> <th>Remark</th> </tr> <tr> <th>Freq</th> <th>Level</th> <th>Line</th> <th>Margin</th> <th>Level</th> <th>Factor</th> <th>Loss</th> <th>Factor</th> <th>Factor</th> </tr> <tr> <th>MHz</th> <th>dBuV/m</th> <th>dBuV/m</th> <th>dB</th> <th>dBuV</th> <th>dB/m</th> <th>dB</th> <th>dB</th> <th>cm</th> <th>deg</th> </tr> </thead> <tbody> <tr> <td>1</td> <td>5230.00</td> <td>91.11</td> <td>-----</td> <td>-----</td> <td>82.98</td> <td>32.96</td> <td>13.01</td> <td>37.84</td> <td>0.00</td> <td>100</td> <td>208</td> <td>AVERAGE</td> </tr> </tbody> </table>	Limit	Read	Ant	Cable	Preamp	Aux	APos	TPos	Remark	Freq	Level	Line	Margin	Level	Factor	Loss	Factor	Factor	MHz	dBuV/m	dBuV/m	dB	dBuV	dB/m	dB	dB	cm	deg	1	5230.00	91.11	-----	-----	82.98	32.96	13.01	37.84	0.00	100	208	AVERAGE
Limit	Read	Ant	Cable	Preamp	Aux	APos	TPos	Remark																																																																												
Freq	Level	Line	Margin	Level	Factor	Loss	Factor	Factor																																																																												
MHz	dBuV/m	dBuV/m	dB	dBuV	dB/m	dB	dB	cm	deg																																																																											
1	5148.81	39.33	54.00	-14.67	31.30	32.90	12.91	37.78	0.00	100	208	AVERAGE																																																																								
Limit	Read	Ant	Cable	Preamp	Aux	APos	TPos	Remark																																																																												
Freq	Level	Line	Margin	Level	Factor	Loss	Factor	Factor																																																																												
MHz	dBuV/m	dBuV/m	dB	dBuV	dB/m	dB	dB	cm	deg																																																																											
1	5230.00	91.11	-----	-----	82.98	32.96	13.01	37.84	0.00	100	208	AVERAGE																																																																								

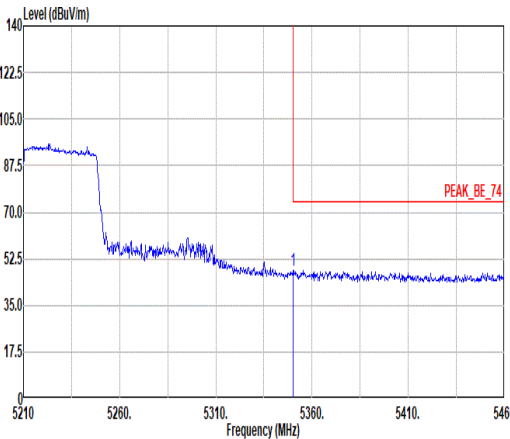
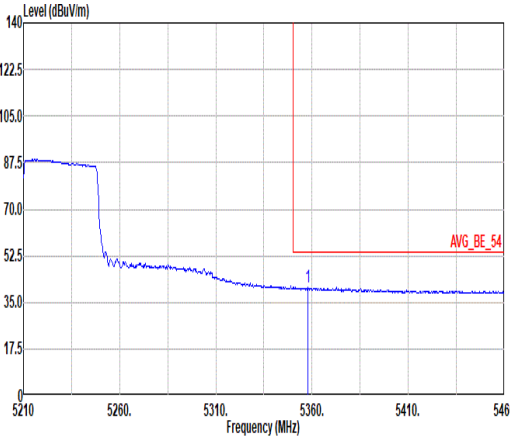


Mode	8																																										
	Band Edge - R																																										
	U-NII-1_5.15-5.25_802.11n HT40_CH46_5230MHz																																										
ANT	1																																										
Pol.	Vertical	Fundamental																																									
Peak	<p>Site : 03CH20-HY Condition: PEAK_BE_74 3m HF_91200_02360_231030 VERTICAL : RBW:1000.000kHz VBW:3000.000kHz SMT:Auto</p> <table border="1"> <thead> <tr> <th>Limit</th> <th>Read</th> <th>Ant</th> <th>Cable</th> <th>Preamp</th> <th>Aux</th> <th>APos</th> <th>TPos</th> <th>Remark</th> </tr> <tr> <th>Freq</th> <th>Level</th> <th>Line</th> <th>Margin</th> <th>Level</th> <th>Factor</th> <th>Loss</th> <th>Factor</th> <th>Factor</th> </tr> <tr> <th>MHz</th> <th>dBuV/m</th> <th>dBuV/m</th> <th>dB</th> <th>dBuV</th> <th>dB/m</th> <th>dB</th> <th>dB</th> <th>cm</th> <th>deg</th> </tr> </thead> <tbody> <tr> <td>1</td> <td>5433.78</td> <td>46.91</td> <td>74.00</td> <td>-27.09</td> <td>38.82</td> <td>32.77</td> <td>13.30</td> <td>37.98</td> <td>0.00</td> <td>100</td> <td>208</td> <td>PEAK</td> </tr> </tbody> </table>	Limit	Read	Ant	Cable	Preamp	Aux	APos	TPos	Remark	Freq	Level	Line	Margin	Level	Factor	Loss	Factor	Factor	MHz	dBuV/m	dBuV/m	dB	dBuV	dB/m	dB	dB	cm	deg	1	5433.78	46.91	74.00	-27.09	38.82	32.77	13.30	37.98	0.00	100	208	PEAK	Blank
Limit	Read	Ant	Cable	Preamp	Aux	APos	TPos	Remark																																			
Freq	Level	Line	Margin	Level	Factor	Loss	Factor	Factor																																			
MHz	dBuV/m	dBuV/m	dB	dBuV	dB/m	dB	dB	cm	deg																																		
1	5433.78	46.91	74.00	-27.09	38.82	32.77	13.30	37.98	0.00	100	208	PEAK																															
Avg	<p>Site : 03CH20-HY Condition: AVG_BE_54 3m HF_91200_02360_231030 VERTICAL : RBW:1000.000kHz VBW:1.000kHz SMT:Auto</p> <table border="1"> <thead> <tr> <th>Limit</th> <th>Read</th> <th>Ant</th> <th>Cable</th> <th>Preamp</th> <th>Aux</th> <th>APos</th> <th>TPos</th> <th>Remark</th> </tr> <tr> <th>Freq</th> <th>Level</th> <th>Line</th> <th>Margin</th> <th>Level</th> <th>Factor</th> <th>Loss</th> <th>Factor</th> <th>Factor</th> </tr> <tr> <th>MHz</th> <th>dBuV/m</th> <th>dBuV/m</th> <th>dB</th> <th>dBuV</th> <th>dB/m</th> <th>dB</th> <th>dB</th> <th>cm</th> <th>deg</th> </tr> </thead> <tbody> <tr> <td>1</td> <td>5365.24</td> <td>37.47</td> <td>54.00</td> <td>-16.53</td> <td>29.42</td> <td>32.77</td> <td>13.21</td> <td>37.93</td> <td>0.00</td> <td>100</td> <td>208</td> <td>AVERAGE</td> </tr> </tbody> </table>	Limit	Read	Ant	Cable	Preamp	Aux	APos	TPos	Remark	Freq	Level	Line	Margin	Level	Factor	Loss	Factor	Factor	MHz	dBuV/m	dBuV/m	dB	dBuV	dB/m	dB	dB	cm	deg	1	5365.24	37.47	54.00	-16.53	29.42	32.77	13.21	37.93	0.00	100	208	AVERAGE	Blank
Limit	Read	Ant	Cable	Preamp	Aux	APos	TPos	Remark																																			
Freq	Level	Line	Margin	Level	Factor	Loss	Factor	Factor																																			
MHz	dBuV/m	dBuV/m	dB	dBuV	dB/m	dB	dB	cm	deg																																		
1	5365.24	37.47	54.00	-16.53	29.42	32.77	13.21	37.93	0.00	100	208	AVERAGE																															

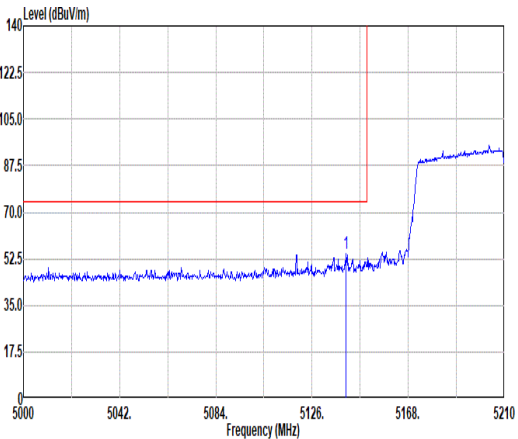
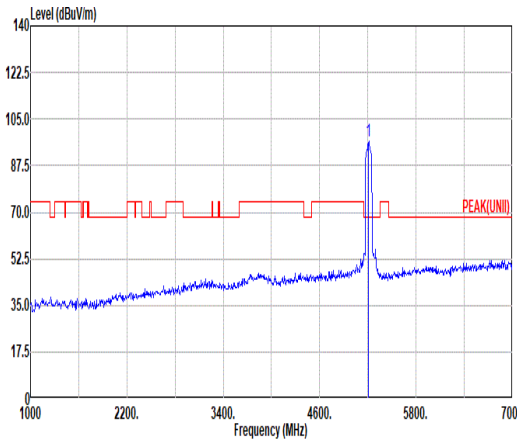
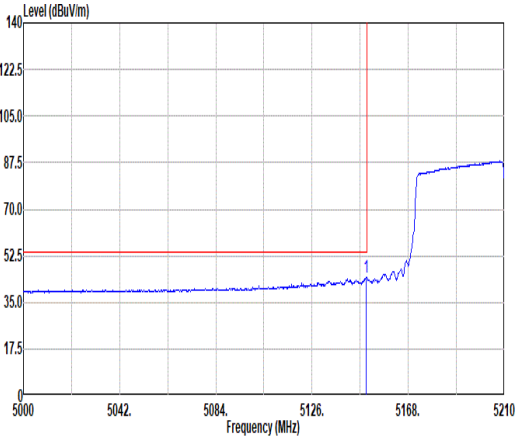
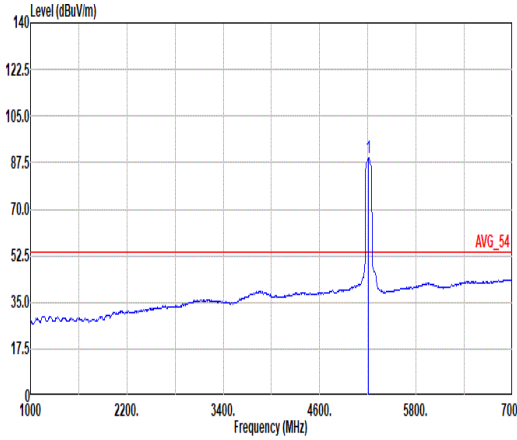


Mode	9																																																																																			
	Band Edge - L																																																																																			
	U-NII-1_5.15-5.25_802.11ac VHT80_CH42_5210MHz																																																																																			
ANT	1																																																																																			
Pol.	Horizontal	Fundamental																																																																																		
Peak	<p>Site : 03CH20-HY Condition: PEAK_BE_74 3m HF_91200_02360_231030 HORIZONTAL : RBW:1000.000kHz VBW:3000.000kHz SWT:Auto</p> <table border="1"> <thead> <tr> <th>Limit</th> <th>Read</th> <th>Ant</th> <th>Cable</th> <th>Preamp</th> <th>Aux</th> <th>APos</th> <th>TPos</th> <th>Remark</th> </tr> <tr> <th>Freq</th> <th>Level</th> <th>Line Margin</th> <th>Level Factor</th> <th>Loss Factor</th> <th>Factor</th> <th></th> <th></th> <th></th> </tr> <tr> <th>MHz</th> <th>dBuV/m</th> <th>dBuV/m</th> <th>dB</th> <th>dBuV</th> <th>dB/m</th> <th>dB</th> <th>dB</th> <th>cm</th> <th>deg</th> </tr> </thead> <tbody> <tr> <td>1</td> <td>5135.24</td> <td>51.08</td> <td>74.00</td> <td>-22.92</td> <td>42.99</td> <td>32.96</td> <td>12.90</td> <td>37.77</td> <td>0.00</td> <td>100</td> <td>59</td> <td>PEAK</td> </tr> </tbody> </table>	Limit	Read	Ant	Cable	Preamp	Aux	APos	TPos	Remark	Freq	Level	Line Margin	Level Factor	Loss Factor	Factor				MHz	dBuV/m	dBuV/m	dB	dBuV	dB/m	dB	dB	cm	deg	1	5135.24	51.08	74.00	-22.92	42.99	32.96	12.90	37.77	0.00	100	59	PEAK	<p>Site : 03CH20-HY Condition: PEAK(UNII) 3m HF_91200_02360_231030 HORIZONTAL : RBW:1000.000kHz VBW:3000.000kHz SWT:Auto</p> <table border="1"> <thead> <tr> <th>Limit</th> <th>Read</th> <th>Ant</th> <th>Cable</th> <th>Preamp</th> <th>Aux</th> <th>APos</th> <th>TPos</th> <th>Remark</th> </tr> <tr> <th>Freq</th> <th>Level</th> <th>Line Margin</th> <th>Level Factor</th> <th>Loss Factor</th> <th>Factor</th> <th></th> <th></th> <th></th> </tr> <tr> <th>MHz</th> <th>dBuV/m</th> <th>dBuV/m</th> <th>dB</th> <th>dBuV</th> <th>dB/m</th> <th>dB</th> <th>dB</th> <th>cm</th> <th>deg</th> </tr> </thead> <tbody> <tr> <td>1</td> <td>5210.00</td> <td>97.05</td> <td>-----</td> <td>-----</td> <td>88.97</td> <td>32.92</td> <td>12.98</td> <td>37.82</td> <td>0.00</td> <td>100</td> <td>59</td> <td>PEAK</td> </tr> </tbody> </table>	Limit	Read	Ant	Cable	Preamp	Aux	APos	TPos	Remark	Freq	Level	Line Margin	Level Factor	Loss Factor	Factor				MHz	dBuV/m	dBuV/m	dB	dBuV	dB/m	dB	dB	cm	deg	1	5210.00	97.05	-----	-----	88.97	32.92	12.98	37.82	0.00	100	59	PEAK
	Limit	Read	Ant	Cable	Preamp	Aux	APos	TPos	Remark																																																																											
Freq	Level	Line Margin	Level Factor	Loss Factor	Factor																																																																															
MHz	dBuV/m	dBuV/m	dB	dBuV	dB/m	dB	dB	cm	deg																																																																											
1	5135.24	51.08	74.00	-22.92	42.99	32.96	12.90	37.77	0.00	100	59	PEAK																																																																								
Limit	Read	Ant	Cable	Preamp	Aux	APos	TPos	Remark																																																																												
Freq	Level	Line Margin	Level Factor	Loss Factor	Factor																																																																															
MHz	dBuV/m	dBuV/m	dB	dBuV	dB/m	dB	dB	cm	deg																																																																											
1	5210.00	97.05	-----	-----	88.97	32.92	12.98	37.82	0.00	100	59	PEAK																																																																								
Avg	<p>Site : 03CH20-HY Condition: AVG_BE_54 3m HF_91200_02360_231030 HORIZONTAL : RBW:1000.000kHz VBW:3.300kHz SWT:Auto</p> <table border="1"> <thead> <tr> <th>Limit</th> <th>Read</th> <th>Ant</th> <th>Cable</th> <th>Preamp</th> <th>Aux</th> <th>APos</th> <th>TPos</th> <th>Remark</th> </tr> <tr> <th>Freq</th> <th>Level</th> <th>Line Margin</th> <th>Level Factor</th> <th>Loss Factor</th> <th>Factor</th> <th></th> <th></th> <th></th> </tr> <tr> <th>MHz</th> <th>dBuV/m</th> <th>dBuV/m</th> <th>dB</th> <th>dBuV</th> <th>dB/m</th> <th>dB</th> <th>dB</th> <th>cm</th> <th>deg</th> </tr> </thead> <tbody> <tr> <td>1</td> <td>5148.09</td> <td>42.84</td> <td>54.00</td> <td>-11.16</td> <td>34.81</td> <td>32.90</td> <td>12.91</td> <td>37.78</td> <td>0.00</td> <td>100</td> <td>59</td> <td>AVERAGE</td> </tr> </tbody> </table>	Limit	Read	Ant	Cable	Preamp	Aux	APos	TPos	Remark	Freq	Level	Line Margin	Level Factor	Loss Factor	Factor				MHz	dBuV/m	dBuV/m	dB	dBuV	dB/m	dB	dB	cm	deg	1	5148.09	42.84	54.00	-11.16	34.81	32.90	12.91	37.78	0.00	100	59	AVERAGE	<p>Site : 03CH20-HY Condition: AVG_54 3m HF_91200_02360_231030 HORIZONTAL : RBW:1000.000kHz VBW:3.300kHz SWT:Auto</p> <table border="1"> <thead> <tr> <th>Limit</th> <th>Read</th> <th>Ant</th> <th>Cable</th> <th>Preamp</th> <th>Aux</th> <th>APos</th> <th>TPos</th> <th>Remark</th> </tr> <tr> <th>Freq</th> <th>Level</th> <th>Line Margin</th> <th>Level Factor</th> <th>Loss Factor</th> <th>Factor</th> <th></th> <th></th> <th></th> </tr> <tr> <th>MHz</th> <th>dBuV/m</th> <th>dBuV/m</th> <th>dB</th> <th>dBuV</th> <th>dB/m</th> <th>dB</th> <th>dB</th> <th>cm</th> <th>deg</th> </tr> </thead> <tbody> <tr> <td>1</td> <td>5210.00</td> <td>90.00</td> <td>-----</td> <td>-----</td> <td>81.90</td> <td>32.94</td> <td>12.99</td> <td>37.83</td> <td>0.00</td> <td>100</td> <td>59</td> <td>AVERAGE</td> </tr> </tbody> </table>	Limit	Read	Ant	Cable	Preamp	Aux	APos	TPos	Remark	Freq	Level	Line Margin	Level Factor	Loss Factor	Factor				MHz	dBuV/m	dBuV/m	dB	dBuV	dB/m	dB	dB	cm	deg	1	5210.00	90.00	-----	-----	81.90	32.94	12.99	37.83	0.00	100	59	AVERAGE
Limit	Read	Ant	Cable	Preamp	Aux	APos	TPos	Remark																																																																												
Freq	Level	Line Margin	Level Factor	Loss Factor	Factor																																																																															
MHz	dBuV/m	dBuV/m	dB	dBuV	dB/m	dB	dB	cm	deg																																																																											
1	5148.09	42.84	54.00	-11.16	34.81	32.90	12.91	37.78	0.00	100	59	AVERAGE																																																																								
Limit	Read	Ant	Cable	Preamp	Aux	APos	TPos	Remark																																																																												
Freq	Level	Line Margin	Level Factor	Loss Factor	Factor																																																																															
MHz	dBuV/m	dBuV/m	dB	dBuV	dB/m	dB	dB	cm	deg																																																																											
1	5210.00	90.00	-----	-----	81.90	32.94	12.99	37.83	0.00	100	59	AVERAGE																																																																								



	9																																								
Mode	Band Edge - R																																								
	U-NII-1_5.15-5.25_802.11ac VHT80_CH42_5210MHz																																								
ANT	1																																								
Pol.	Horizontal	Fundamental																																							
Peak	 <p>Site : 03CH20-HY Condition: PEAK_BE_74 3m HF_91200_02360_231030 HORIZONTAL : RBW:1000.000kHz VBW:3000.000kHz SMT:Auto</p> <table border="1"> <thead> <tr> <th>Limit</th> <th>Read</th> <th>Ant</th> <th>Cable</th> <th>Preamp</th> <th>Aux</th> <th>APos</th> <th>TPos</th> <th>Remark</th> </tr> <tr> <th>Freq</th> <th>Level</th> <th>Line</th> <th>Margin</th> <th>Level</th> <th>Factor</th> <th>Loss</th> <th>Factor</th> <th>Factor</th> </tr> <tr> <th>MHz</th> <th>dBuV/m</th> <th>dBuV/m</th> <th>dB</th> <th>dBuV</th> <th>dB/m</th> <th>dB</th> <th>dB</th> <th>cm</th> <th>deg</th> </tr> </thead> <tbody> <tr> <td>1 5358.25</td> <td>47.91</td> <td>74.00</td> <td>-26.09</td> <td>39.84</td> <td>32.80</td> <td>13.19</td> <td>37.92</td> <td>0.00</td> <td>100</td> <td>59 PEAK</td> </tr> </tbody> </table>	Limit	Read	Ant	Cable	Preamp	Aux	APos	TPos	Remark	Freq	Level	Line	Margin	Level	Factor	Loss	Factor	Factor	MHz	dBuV/m	dBuV/m	dB	dBuV	dB/m	dB	dB	cm	deg	1 5358.25	47.91	74.00	-26.09	39.84	32.80	13.19	37.92	0.00	100	59 PEAK	Blank
Limit	Read	Ant	Cable	Preamp	Aux	APos	TPos	Remark																																	
Freq	Level	Line	Margin	Level	Factor	Loss	Factor	Factor																																	
MHz	dBuV/m	dBuV/m	dB	dBuV	dB/m	dB	dB	cm	deg																																
1 5358.25	47.91	74.00	-26.09	39.84	32.80	13.19	37.92	0.00	100	59 PEAK																															
Avg	 <p>Site : 03CH20-HY Condition: AVG_BE_54 3m HF_91200_02360_231030 HORIZONTAL : RBW:1000.000kHz VBW:3.300kHz SMT:Auto</p> <table border="1"> <thead> <tr> <th>Limit</th> <th>Read</th> <th>Ant</th> <th>Cable</th> <th>Preamp</th> <th>Aux</th> <th>APos</th> <th>TPos</th> <th>Remark</th> </tr> <tr> <th>Freq</th> <th>Level</th> <th>Line</th> <th>Margin</th> <th>Level</th> <th>Factor</th> <th>Loss</th> <th>Factor</th> <th>Factor</th> </tr> <tr> <th>MHz</th> <th>dBuV/m</th> <th>dBuV/m</th> <th>dB</th> <th>dBuV</th> <th>dB/m</th> <th>dB</th> <th>dB</th> <th>cm</th> <th>deg</th> </tr> </thead> <tbody> <tr> <td>1 5357.75</td> <td>40.66</td> <td>54.00</td> <td>-13.34</td> <td>32.61</td> <td>32.70</td> <td>13.20</td> <td>37.93</td> <td>0.00</td> <td>100</td> <td>59 AVERAGE</td> </tr> </tbody> </table>	Limit	Read	Ant	Cable	Preamp	Aux	APos	TPos	Remark	Freq	Level	Line	Margin	Level	Factor	Loss	Factor	Factor	MHz	dBuV/m	dBuV/m	dB	dBuV	dB/m	dB	dB	cm	deg	1 5357.75	40.66	54.00	-13.34	32.61	32.70	13.20	37.93	0.00	100	59 AVERAGE	Blank
Limit	Read	Ant	Cable	Preamp	Aux	APos	TPos	Remark																																	
Freq	Level	Line	Margin	Level	Factor	Loss	Factor	Factor																																	
MHz	dBuV/m	dBuV/m	dB	dBuV	dB/m	dB	dB	cm	deg																																
1 5357.75	40.66	54.00	-13.34	32.61	32.70	13.20	37.93	0.00	100	59 AVERAGE																															



Mode	9																																																																																			
	Band Edge - L																																																																																			
	U-NII-1_5.15-5.25_802.11ac VHT80_CH42_5210MHz																																																																																			
ANT	1																																																																																			
Pol.	Vertical	Fundamental																																																																																		
Peak	 <p>Level (dBuV/m)</p> <p>Frequency (MHz)</p> <p>Site : 03CH20-HY Condition: PEAK_BE_74 3m HF_91200_02360_231030 VERTICAL : RBW:1000.000kHz VBW:3000.000kHz SWT:Auto</p> <table border="1"> <thead> <tr> <th>Limit</th> <th>Read</th> <th>Ant</th> <th>Cable</th> <th>Preamp</th> <th>Aux</th> <th>APos</th> <th>TPos</th> <th>Remark</th> </tr> <tr> <th>Freq</th> <th>Level</th> <th>Line</th> <th>Margin</th> <th>Level</th> <th>Factor</th> <th>Loss</th> <th>Factor</th> <th>Factor</th> </tr> <tr> <th>MHz</th> <th>dBuV/m</th> <th>dBuV/m</th> <th>dB</th> <th>dBuV</th> <th>dB/m</th> <th>dB</th> <th>dB</th> <th>cm</th> <th>deg</th> </tr> </thead> <tbody> <tr> <td>1</td> <td>5140.91</td> <td>54.20</td> <td>74.00</td> <td>-19.80</td> <td>46.13</td> <td>32.94</td> <td>12.90</td> <td>37.77</td> <td>0.00</td> <td>100</td> <td>156</td> <td>PEAK</td> </tr> </tbody> </table>	Limit	Read	Ant	Cable	Preamp	Aux	APos	TPos	Remark	Freq	Level	Line	Margin	Level	Factor	Loss	Factor	Factor	MHz	dBuV/m	dBuV/m	dB	dBuV	dB/m	dB	dB	cm	deg	1	5140.91	54.20	74.00	-19.80	46.13	32.94	12.90	37.77	0.00	100	156	PEAK	 <p>Level (dBuV/m)</p> <p>Frequency (MHz)</p> <p>Site : 03CH20-HY Condition: PEAK(UNII) 3m HF_91200_02360_231030 VERTICAL : RBW:1000.000kHz VBW:3000.000kHz SWT:Auto</p> <table border="1"> <thead> <tr> <th>Limit</th> <th>Read</th> <th>Ant</th> <th>Cable</th> <th>Preamp</th> <th>Aux</th> <th>APos</th> <th>TPos</th> <th>Remark</th> </tr> <tr> <th>Freq</th> <th>Level</th> <th>Line</th> <th>Margin</th> <th>Level</th> <th>Factor</th> <th>Loss</th> <th>Factor</th> <th>Factor</th> </tr> <tr> <th>MHz</th> <th>dBuV/m</th> <th>dBuV/m</th> <th>dB</th> <th>dBuV</th> <th>dB/m</th> <th>dB</th> <th>dB</th> <th>cm</th> <th>deg</th> </tr> </thead> <tbody> <tr> <td>1</td> <td>5210.00</td> <td>96.62</td> <td>-----</td> <td>-----</td> <td>88.54</td> <td>32.92</td> <td>12.98</td> <td>37.82</td> <td>0.00</td> <td>100</td> <td>156</td> <td>PEAK</td> </tr> </tbody> </table>	Limit	Read	Ant	Cable	Preamp	Aux	APos	TPos	Remark	Freq	Level	Line	Margin	Level	Factor	Loss	Factor	Factor	MHz	dBuV/m	dBuV/m	dB	dBuV	dB/m	dB	dB	cm	deg	1	5210.00	96.62	-----	-----	88.54	32.92	12.98	37.82	0.00	100	156	PEAK
	Limit	Read	Ant	Cable	Preamp	Aux	APos	TPos	Remark																																																																											
Freq	Level	Line	Margin	Level	Factor	Loss	Factor	Factor																																																																												
MHz	dBuV/m	dBuV/m	dB	dBuV	dB/m	dB	dB	cm	deg																																																																											
1	5140.91	54.20	74.00	-19.80	46.13	32.94	12.90	37.77	0.00	100	156	PEAK																																																																								
Limit	Read	Ant	Cable	Preamp	Aux	APos	TPos	Remark																																																																												
Freq	Level	Line	Margin	Level	Factor	Loss	Factor	Factor																																																																												
MHz	dBuV/m	dBuV/m	dB	dBuV	dB/m	dB	dB	cm	deg																																																																											
1	5210.00	96.62	-----	-----	88.54	32.92	12.98	37.82	0.00	100	156	PEAK																																																																								
Avg	 <p>Level (dBuV/m)</p> <p>Frequency (MHz)</p> <p>Site : 03CH20-HY Condition: AVG_BE_54 3m HF_91200_02360_231030 VERTICAL : RBW:1000.000kHz VBW:3.300kHz SWT:Auto</p> <table border="1"> <thead> <tr> <th>Limit</th> <th>Read</th> <th>Ant</th> <th>Cable</th> <th>Preamp</th> <th>Aux</th> <th>APos</th> <th>TPos</th> <th>Remark</th> </tr> <tr> <th>Freq</th> <th>Level</th> <th>Line</th> <th>Margin</th> <th>Level</th> <th>Factor</th> <th>Loss</th> <th>Factor</th> <th>Factor</th> </tr> <tr> <th>MHz</th> <th>dBuV/m</th> <th>dBuV/m</th> <th>dB</th> <th>dBuV</th> <th>dB/m</th> <th>dB</th> <th>dB</th> <th>cm</th> <th>deg</th> </tr> </thead> <tbody> <tr> <td>1</td> <td>5149.52</td> <td>44.60</td> <td>54.00</td> <td>-9.40</td> <td>36.57</td> <td>32.90</td> <td>12.91</td> <td>37.78</td> <td>0.00</td> <td>100</td> <td>156</td> <td>AVERAGE</td> </tr> </tbody> </table>	Limit	Read	Ant	Cable	Preamp	Aux	APos	TPos	Remark	Freq	Level	Line	Margin	Level	Factor	Loss	Factor	Factor	MHz	dBuV/m	dBuV/m	dB	dBuV	dB/m	dB	dB	cm	deg	1	5149.52	44.60	54.00	-9.40	36.57	32.90	12.91	37.78	0.00	100	156	AVERAGE	 <p>Level (dBuV/m)</p> <p>Frequency (MHz)</p> <p>Site : 03CH20-HY Condition: AVG_54 3m HF_91200_02360_231030 VERTICAL : RBW:1000.000kHz VBW:3.300kHz SWT:Auto</p> <table border="1"> <thead> <tr> <th>Limit</th> <th>Read</th> <th>Ant</th> <th>Cable</th> <th>Preamp</th> <th>Aux</th> <th>APos</th> <th>TPos</th> <th>Remark</th> </tr> <tr> <th>Freq</th> <th>Level</th> <th>Line</th> <th>Margin</th> <th>Level</th> <th>Factor</th> <th>Loss</th> <th>Factor</th> <th>Factor</th> </tr> <tr> <th>MHz</th> <th>dBuV/m</th> <th>dBuV/m</th> <th>dB</th> <th>dBuV</th> <th>dB/m</th> <th>dB</th> <th>dB</th> <th>cm</th> <th>deg</th> </tr> </thead> <tbody> <tr> <td>1</td> <td>5210.00</td> <td>89.32</td> <td>-----</td> <td>-----</td> <td>81.26</td> <td>32.91</td> <td>12.97</td> <td>37.82</td> <td>0.00</td> <td>100</td> <td>156</td> <td>AVERAGE</td> </tr> </tbody> </table>	Limit	Read	Ant	Cable	Preamp	Aux	APos	TPos	Remark	Freq	Level	Line	Margin	Level	Factor	Loss	Factor	Factor	MHz	dBuV/m	dBuV/m	dB	dBuV	dB/m	dB	dB	cm	deg	1	5210.00	89.32	-----	-----	81.26	32.91	12.97	37.82	0.00	100	156	AVERAGE
Limit	Read	Ant	Cable	Preamp	Aux	APos	TPos	Remark																																																																												
Freq	Level	Line	Margin	Level	Factor	Loss	Factor	Factor																																																																												
MHz	dBuV/m	dBuV/m	dB	dBuV	dB/m	dB	dB	cm	deg																																																																											
1	5149.52	44.60	54.00	-9.40	36.57	32.90	12.91	37.78	0.00	100	156	AVERAGE																																																																								
Limit	Read	Ant	Cable	Preamp	Aux	APos	TPos	Remark																																																																												
Freq	Level	Line	Margin	Level	Factor	Loss	Factor	Factor																																																																												
MHz	dBuV/m	dBuV/m	dB	dBuV	dB/m	dB	dB	cm	deg																																																																											
1	5210.00	89.32	-----	-----	81.26	32.91	12.97	37.82	0.00	100	156	AVERAGE																																																																								



Mode	9																																									
	Band Edge - R																																									
	U-NII-1_5.15-5.25_802.11ac VHT80_CH42_5210MHz																																									
ANT	1																																									
Pol.	Vertical	Fundamental																																								
Peak	<p>Site : 03CH20-HY Condition: PEAK_BE_74 3m HF_91200_02360_231030 VERTICAL : RBW:1000.000kHz VBW:3000.000kHz SMT:Auto</p> <table border="1"> <thead> <tr> <th>Limit</th> <th>Read</th> <th>Ant</th> <th>Cable</th> <th>Preamp</th> <th>Aux</th> <th>APos</th> <th>TPos</th> <th>Remark</th> </tr> <tr> <th>Freq</th> <th>Level</th> <th>Line</th> <th>Margin</th> <th>Level</th> <th>Factor</th> <th>Loss</th> <th>Factor</th> <th>Factor</th> </tr> <tr> <th>MHz</th> <th>dBuV/m</th> <th>dBuV/m</th> <th>dB</th> <th>dBuV</th> <th>dB/m</th> <th>dB</th> <th>dB</th> <th>cm</th> </tr> </thead> <tbody> <tr> <td>1</td> <td>5357.25</td> <td>46.58</td> <td>74.00</td> <td>-27.42</td> <td>38.52</td> <td>32.79</td> <td>13.20</td> <td>37.93</td> <td>0.00</td> <td>100</td> <td>156</td> <td>PEAK</td> </tr> </tbody> </table>	Limit	Read	Ant	Cable	Preamp	Aux	APos	TPos	Remark	Freq	Level	Line	Margin	Level	Factor	Loss	Factor	Factor	MHz	dBuV/m	dBuV/m	dB	dBuV	dB/m	dB	dB	cm	1	5357.25	46.58	74.00	-27.42	38.52	32.79	13.20	37.93	0.00	100	156	PEAK	Blank
Limit	Read	Ant	Cable	Preamp	Aux	APos	TPos	Remark																																		
Freq	Level	Line	Margin	Level	Factor	Loss	Factor	Factor																																		
MHz	dBuV/m	dBuV/m	dB	dBuV	dB/m	dB	dB	cm																																		
1	5357.25	46.58	74.00	-27.42	38.52	32.79	13.20	37.93	0.00	100	156	PEAK																														
Avg	<p>Site : 03CH20-HY Condition: AVG_BE_54 3m HF_91200_02360_231030 VERTICAL : RBW:1000.000kHz VBW:3.300kHz SMT:Auto</p> <table border="1"> <thead> <tr> <th>Limit</th> <th>Read</th> <th>Ant</th> <th>Cable</th> <th>Preamp</th> <th>Aux</th> <th>APos</th> <th>TPos</th> <th>Remark</th> </tr> <tr> <th>Freq</th> <th>Level</th> <th>Line</th> <th>Margin</th> <th>Level</th> <th>Factor</th> <th>Loss</th> <th>Factor</th> <th>Factor</th> </tr> <tr> <th>MHz</th> <th>dBuV/m</th> <th>dBuV/m</th> <th>dB</th> <th>dBuV</th> <th>dB/m</th> <th>dB</th> <th>dB</th> <th>cm</th> </tr> </thead> <tbody> <tr> <td>1</td> <td>5351.75</td> <td>38.52</td> <td>54.00</td> <td>-15.48</td> <td>30.45</td> <td>32.80</td> <td>13.19</td> <td>37.92</td> <td>0.00</td> <td>100</td> <td>156</td> <td>AVERAGE</td> </tr> </tbody> </table>	Limit	Read	Ant	Cable	Preamp	Aux	APos	TPos	Remark	Freq	Level	Line	Margin	Level	Factor	Loss	Factor	Factor	MHz	dBuV/m	dBuV/m	dB	dBuV	dB/m	dB	dB	cm	1	5351.75	38.52	54.00	-15.48	30.45	32.80	13.19	37.92	0.00	100	156	AVERAGE	Blank
Limit	Read	Ant	Cable	Preamp	Aux	APos	TPos	Remark																																		
Freq	Level	Line	Margin	Level	Factor	Loss	Factor	Factor																																		
MHz	dBuV/m	dBuV/m	dB	dBuV	dB/m	dB	dB	cm																																		
1	5351.75	38.52	54.00	-15.48	30.45	32.80	13.19	37.92	0.00	100	156	AVERAGE																														

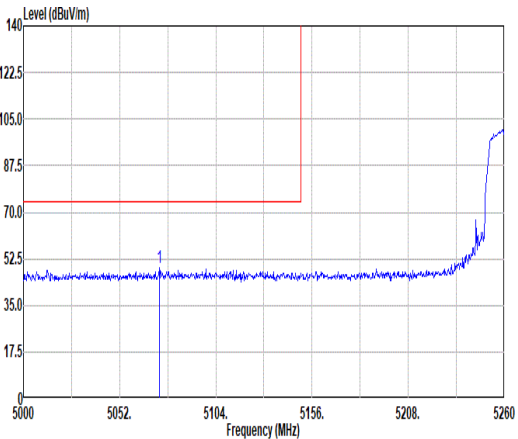
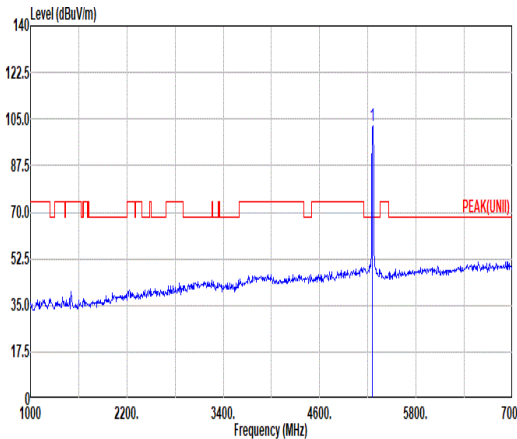
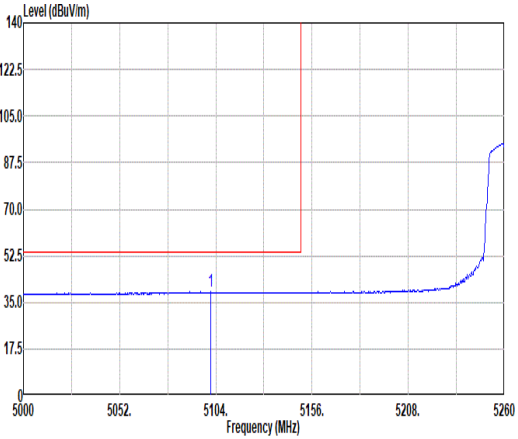
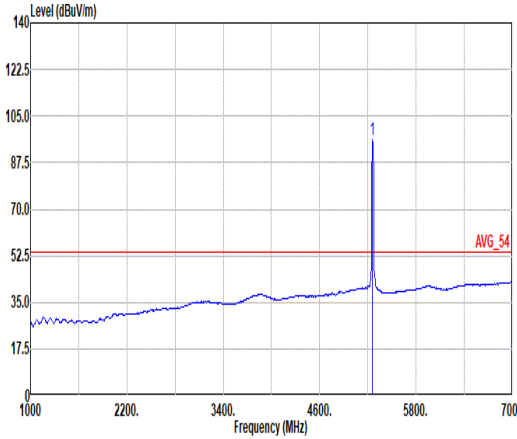


Mode	10																																																																																			
	Band Edge - L																																																																																			
	U-NII-2A_5.25-5.35_802.11a_CH52_5260MHz																																																																																			
ANT	1																																																																																			
Pol.	Horizontal	Fundamental																																																																																		
Peak	<p>Site : 03CH20-HY Condition: PEAK_BE_74 3m HF_91200_02360_231030 HORIZONTAL : RBW:1000.000kHz VBW:3000.000kHz SWT:Auto</p> <table border="1"> <thead> <tr> <th>Limit</th> <th>Read</th> <th>Ant</th> <th>Cable</th> <th>Preamp</th> <th>Aux</th> <th>APos</th> <th>TPos</th> <th>Remark</th> </tr> <tr> <th>Freq</th> <th>Level</th> <th>Line</th> <th>Margin</th> <th>Level</th> <th>Factor</th> <th>Loss</th> <th>Factor</th> <th>Factor</th> </tr> <tr> <th>MHz</th> <th>dBuV/m</th> <th>dBuV/m</th> <th>dB</th> <th>dBuV</th> <th>dB/m</th> <th>dB</th> <th>dB</th> <th>cm</th> <th>deg</th> </tr> </thead> <tbody> <tr> <td>1</td> <td>5015.08</td> <td>48.57</td> <td>74.00</td> <td>-25.43</td> <td>40.37</td> <td>33.10</td> <td>12.78</td> <td>37.68</td> <td>0.00</td> <td>100</td> <td>59</td> <td>PEAK</td> </tr> </tbody> </table>	Limit	Read	Ant	Cable	Preamp	Aux	APos	TPos	Remark	Freq	Level	Line	Margin	Level	Factor	Loss	Factor	Factor	MHz	dBuV/m	dBuV/m	dB	dBuV	dB/m	dB	dB	cm	deg	1	5015.08	48.57	74.00	-25.43	40.37	33.10	12.78	37.68	0.00	100	59	PEAK	<p>Site : 03CH20-HY Condition: PEAK(UNII) 3m HF_91200_02360_231030 HORIZONTAL : RBW:1000.000kHz VBW:3000.000kHz SWT:Auto</p> <table border="1"> <thead> <tr> <th>Limit</th> <th>Read</th> <th>Ant</th> <th>Cable</th> <th>Preamp</th> <th>Aux</th> <th>APos</th> <th>TPos</th> <th>Remark</th> </tr> <tr> <th>Freq</th> <th>Level</th> <th>Line</th> <th>Margin</th> <th>Level</th> <th>Factor</th> <th>Loss</th> <th>Factor</th> <th>Factor</th> </tr> <tr> <th>MHz</th> <th>dBuV/m</th> <th>dBuV/m</th> <th>dB</th> <th>dBuV</th> <th>dB/m</th> <th>dB</th> <th>dB</th> <th>cm</th> <th>deg</th> </tr> </thead> <tbody> <tr> <td>1</td> <td>5260.00</td> <td>98.96</td> <td>-----</td> <td>-----</td> <td>90.79</td> <td>32.98</td> <td>13.05</td> <td>37.86</td> <td>0.00</td> <td>100</td> <td>59</td> <td>PEAK</td> </tr> </tbody> </table>	Limit	Read	Ant	Cable	Preamp	Aux	APos	TPos	Remark	Freq	Level	Line	Margin	Level	Factor	Loss	Factor	Factor	MHz	dBuV/m	dBuV/m	dB	dBuV	dB/m	dB	dB	cm	deg	1	5260.00	98.96	-----	-----	90.79	32.98	13.05	37.86	0.00	100	59	PEAK
	Limit	Read	Ant	Cable	Preamp	Aux	APos	TPos	Remark																																																																											
Freq	Level	Line	Margin	Level	Factor	Loss	Factor	Factor																																																																												
MHz	dBuV/m	dBuV/m	dB	dBuV	dB/m	dB	dB	cm	deg																																																																											
1	5015.08	48.57	74.00	-25.43	40.37	33.10	12.78	37.68	0.00	100	59	PEAK																																																																								
Limit	Read	Ant	Cable	Preamp	Aux	APos	TPos	Remark																																																																												
Freq	Level	Line	Margin	Level	Factor	Loss	Factor	Factor																																																																												
MHz	dBuV/m	dBuV/m	dB	dBuV	dB/m	dB	dB	cm	deg																																																																											
1	5260.00	98.96	-----	-----	90.79	32.98	13.05	37.86	0.00	100	59	PEAK																																																																								
Avg	<p>Site : 03CH20-HY Condition: AVG_BE_54 3m HF_91200_02360_231030 HORIZONTAL : RBW:1000.000kHz VBW:0.750kHz SWT:Auto</p> <table border="1"> <thead> <tr> <th>Limit</th> <th>Read</th> <th>Ant</th> <th>Cable</th> <th>Preamp</th> <th>Aux</th> <th>APos</th> <th>TPos</th> <th>Remark</th> </tr> <tr> <th>Freq</th> <th>Level</th> <th>Line</th> <th>Margin</th> <th>Level</th> <th>Factor</th> <th>Loss</th> <th>Factor</th> <th>Factor</th> </tr> <tr> <th>MHz</th> <th>dBuV/m</th> <th>dBuV/m</th> <th>dB</th> <th>dBuV</th> <th>dB/m</th> <th>dB</th> <th>dB</th> <th>cm</th> <th>deg</th> </tr> </thead> <tbody> <tr> <td>1</td> <td>5090.02</td> <td>38.50</td> <td>54.00</td> <td>-15.50</td> <td>30.28</td> <td>33.10</td> <td>12.86</td> <td>37.74</td> <td>0.00</td> <td>100</td> <td>59</td> <td>AVERAGE</td> </tr> </tbody> </table>	Limit	Read	Ant	Cable	Preamp	Aux	APos	TPos	Remark	Freq	Level	Line	Margin	Level	Factor	Loss	Factor	Factor	MHz	dBuV/m	dBuV/m	dB	dBuV	dB/m	dB	dB	cm	deg	1	5090.02	38.50	54.00	-15.50	30.28	33.10	12.86	37.74	0.00	100	59	AVERAGE	<p>Site : 03CH20-HY Condition: AVG_54 3m HF_91200_02360_231030 HORIZONTAL : RBW:1000.000kHz VBW:0.750kHz SWT:Auto</p> <table border="1"> <thead> <tr> <th>Limit</th> <th>Read</th> <th>Ant</th> <th>Cable</th> <th>Preamp</th> <th>Aux</th> <th>APos</th> <th>TPos</th> <th>Remark</th> </tr> <tr> <th>Freq</th> <th>Level</th> <th>Line</th> <th>Margin</th> <th>Level</th> <th>Factor</th> <th>Loss</th> <th>Factor</th> <th>Factor</th> </tr> <tr> <th>MHz</th> <th>dBuV/m</th> <th>dBuV/m</th> <th>dB</th> <th>dBuV</th> <th>dB/m</th> <th>dB</th> <th>dB</th> <th>cm</th> <th>deg</th> </tr> </thead> <tbody> <tr> <td>1</td> <td>5260.00</td> <td>92.05</td> <td>-----</td> <td>-----</td> <td>83.88</td> <td>32.98</td> <td>13.05</td> <td>37.86</td> <td>0.00</td> <td>100</td> <td>59</td> <td>AVERAGE</td> </tr> </tbody> </table>	Limit	Read	Ant	Cable	Preamp	Aux	APos	TPos	Remark	Freq	Level	Line	Margin	Level	Factor	Loss	Factor	Factor	MHz	dBuV/m	dBuV/m	dB	dBuV	dB/m	dB	dB	cm	deg	1	5260.00	92.05	-----	-----	83.88	32.98	13.05	37.86	0.00	100	59	AVERAGE
Limit	Read	Ant	Cable	Preamp	Aux	APos	TPos	Remark																																																																												
Freq	Level	Line	Margin	Level	Factor	Loss	Factor	Factor																																																																												
MHz	dBuV/m	dBuV/m	dB	dBuV	dB/m	dB	dB	cm	deg																																																																											
1	5090.02	38.50	54.00	-15.50	30.28	33.10	12.86	37.74	0.00	100	59	AVERAGE																																																																								
Limit	Read	Ant	Cable	Preamp	Aux	APos	TPos	Remark																																																																												
Freq	Level	Line	Margin	Level	Factor	Loss	Factor	Factor																																																																												
MHz	dBuV/m	dBuV/m	dB	dBuV	dB/m	dB	dB	cm	deg																																																																											
1	5260.00	92.05	-----	-----	83.88	32.98	13.05	37.86	0.00	100	59	AVERAGE																																																																								



Mode	10																																																							
	Band Edge - R																																																							
	U-NII-2A_5.25-5.35_802.11a_CH52_5260MHz																																																							
ANT	1																																																							
Pol.	Horizontal	Fundamental																																																						
Peak	<p>Site : 03CH20-HY Condition: PEAK_BE_74 3m HF_91200_02360_231030 HORIZONTAL : RBW:1000.000kHz VBW:3000.000kHz SMT:Auto</p> <table border="1"> <thead> <tr> <th>Limit</th> <th>Read</th> <th>Ant</th> <th>Cable</th> <th>Preamp</th> <th>Aux</th> <th>APos</th> <th>TPos</th> <th>Remark</th> </tr> <tr> <th>Freq</th> <th>Level</th> <th>Line</th> <th>Margin</th> <th>Level</th> <th>Factor</th> <th>Loss</th> <th>Factor</th> <th>Factor</th> </tr> <tr> <th>MHz</th> <th>dBuV/m</th> <th>dBuV/m</th> <th>dB</th> <th>dBuV</th> <th>dB/m</th> <th>dB</th> <th>dB</th> <th>dB</th> </tr> </thead> <tbody> <tr> <td>1 5400.80</td> <td>46.81</td> <td>74.00</td> <td>-27.19</td> <td>38.81</td> <td>32.70</td> <td>13.26</td> <td>37.96</td> <td>0.00</td> </tr> <tr> <td></td> <td></td> <td></td> <td></td> <td></td> <td></td> <td></td> <td></td> <td>59 PEAK</td> </tr> </tbody> </table>	Limit	Read	Ant	Cable	Preamp	Aux	APos	TPos	Remark	Freq	Level	Line	Margin	Level	Factor	Loss	Factor	Factor	MHz	dBuV/m	dBuV/m	dB	dBuV	dB/m	dB	dB	dB	1 5400.80	46.81	74.00	-27.19	38.81	32.70	13.26	37.96	0.00									59 PEAK	Blank									
Limit	Read	Ant	Cable	Preamp	Aux	APos	TPos	Remark																																																
Freq	Level	Line	Margin	Level	Factor	Loss	Factor	Factor																																																
MHz	dBuV/m	dBuV/m	dB	dBuV	dB/m	dB	dB	dB																																																
1 5400.80	46.81	74.00	-27.19	38.81	32.70	13.26	37.96	0.00																																																
								59 PEAK																																																
Avg	<p>Site : 03CH20-HY Condition: AVG_BE_54 3m HF_91200_02360_231030 HORIZONTAL : RBW:1000.000kHz VBW:0.750kHz SMT:Auto</p> <table border="1"> <thead> <tr> <th>Limit</th> <th>Read</th> <th>Ant</th> <th>Cable</th> <th>Preamp</th> <th>Aux</th> <th>APos</th> <th>TPos</th> <th>Remark</th> </tr> <tr> <th>Freq</th> <th>Level</th> <th>Line</th> <th>Margin</th> <th>Level</th> <th>Factor</th> <th>Loss</th> <th>Factor</th> <th>Factor</th> </tr> <tr> <th>MHz</th> <th>dBuV/m</th> <th>dBuV/m</th> <th>dB</th> <th>dBuV</th> <th>dB/m</th> <th>dB</th> <th>dB</th> <th>dB</th> </tr> </thead> <tbody> <tr> <td>1 5350.40</td> <td>37.14</td> <td>54.00</td> <td>-16.86</td> <td>29.07</td> <td>32.00</td> <td>13.19</td> <td>37.92</td> <td>0.00</td> </tr> <tr> <td></td> <td></td> <td></td> <td></td> <td></td> <td></td> <td></td> <td></td> <td></td> </tr> <tr> <td></td> <td></td> <td></td> <td></td> <td></td> <td></td> <td></td> <td></td> <td>59 AVERAGE</td> </tr> </tbody> </table>	Limit	Read	Ant	Cable	Preamp	Aux	APos	TPos	Remark	Freq	Level	Line	Margin	Level	Factor	Loss	Factor	Factor	MHz	dBuV/m	dBuV/m	dB	dBuV	dB/m	dB	dB	dB	1 5350.40	37.14	54.00	-16.86	29.07	32.00	13.19	37.92	0.00																		59 AVERAGE	Blank
Limit	Read	Ant	Cable	Preamp	Aux	APos	TPos	Remark																																																
Freq	Level	Line	Margin	Level	Factor	Loss	Factor	Factor																																																
MHz	dBuV/m	dBuV/m	dB	dBuV	dB/m	dB	dB	dB																																																
1 5350.40	37.14	54.00	-16.86	29.07	32.00	13.19	37.92	0.00																																																
								59 AVERAGE																																																



Mode	10																																																																																			
	Band Edge - L																																																																																			
	U-NII-2A_5.25-5.35_802.11a_CH52_5260MHz																																																																																			
ANT	1																																																																																			
Pol.	Vertical	Fundamental																																																																																		
Peak	 <p>Level (dBuV/m)</p> <p>Frequency (MHz)</p> <p>Site : 03CH20-HY Condition: PEAK_BE_74 3m HF_91200_02360_231030 VERTICAL : RBW:1000.000kHz VBW:3000.000kHz SMT:Auto</p> <table border="1"> <thead> <tr> <th>Limit</th> <th>Read</th> <th>Ant</th> <th>Cable</th> <th>Preamp</th> <th>Aux</th> <th>APos</th> <th>TPos</th> <th>Remark</th> </tr> <tr> <th>Freq</th> <th>Level</th> <th>Line</th> <th>Margin</th> <th>Level</th> <th>Factor</th> <th>Loss</th> <th>Factor</th> <th>Factor</th> </tr> <tr> <th>MHz</th> <th>dBuV/m</th> <th>dBuV/m</th> <th>dB</th> <th>dBuV</th> <th>dB/m</th> <th>dB</th> <th>dB</th> <th>cm</th> <th>deg</th> </tr> </thead> <tbody> <tr> <td>1</td> <td>5073.32</td> <td>49.28</td> <td>74.00</td> <td>-24.72</td> <td>41.06</td> <td>33.10</td> <td>12.84</td> <td>37.72</td> <td>0.00</td> <td>104</td> <td>157</td> <td>PEAK</td> </tr> </tbody> </table>	Limit	Read	Ant	Cable	Preamp	Aux	APos	TPos	Remark	Freq	Level	Line	Margin	Level	Factor	Loss	Factor	Factor	MHz	dBuV/m	dBuV/m	dB	dBuV	dB/m	dB	dB	cm	deg	1	5073.32	49.28	74.00	-24.72	41.06	33.10	12.84	37.72	0.00	104	157	PEAK	 <p>Level (dBuV/m)</p> <p>Frequency (MHz)</p> <p>Site : 03CH20-HY Condition: PEAK(UNII) 3m HF_91200_02360_231030 VERTICAL : RBW:1000.000kHz VBW:3000.000kHz SMT:Auto</p> <table border="1"> <thead> <tr> <th>Limit</th> <th>Read</th> <th>Ant</th> <th>Cable</th> <th>Preamp</th> <th>Aux</th> <th>APos</th> <th>TPos</th> <th>Remark</th> </tr> <tr> <th>Freq</th> <th>Level</th> <th>Line</th> <th>Margin</th> <th>Level</th> <th>Factor</th> <th>Loss</th> <th>Factor</th> <th>Factor</th> </tr> <tr> <th>MHz</th> <th>dBuV/m</th> <th>dBuV/m</th> <th>dB</th> <th>dBuV</th> <th>dB/m</th> <th>dB</th> <th>dB</th> <th>cm</th> <th>deg</th> </tr> </thead> <tbody> <tr> <td>1</td> <td>5260.00</td> <td>102.41</td> <td>-----</td> <td>-----</td> <td>94.24</td> <td>32.97</td> <td>13.06</td> <td>37.86</td> <td>0.00</td> <td>104</td> <td>157</td> <td>PEAK</td> </tr> </tbody> </table>	Limit	Read	Ant	Cable	Preamp	Aux	APos	TPos	Remark	Freq	Level	Line	Margin	Level	Factor	Loss	Factor	Factor	MHz	dBuV/m	dBuV/m	dB	dBuV	dB/m	dB	dB	cm	deg	1	5260.00	102.41	-----	-----	94.24	32.97	13.06	37.86	0.00	104	157	PEAK
	Limit	Read	Ant	Cable	Preamp	Aux	APos	TPos	Remark																																																																											
Freq	Level	Line	Margin	Level	Factor	Loss	Factor	Factor																																																																												
MHz	dBuV/m	dBuV/m	dB	dBuV	dB/m	dB	dB	cm	deg																																																																											
1	5073.32	49.28	74.00	-24.72	41.06	33.10	12.84	37.72	0.00	104	157	PEAK																																																																								
Limit	Read	Ant	Cable	Preamp	Aux	APos	TPos	Remark																																																																												
Freq	Level	Line	Margin	Level	Factor	Loss	Factor	Factor																																																																												
MHz	dBuV/m	dBuV/m	dB	dBuV	dB/m	dB	dB	cm	deg																																																																											
1	5260.00	102.41	-----	-----	94.24	32.97	13.06	37.86	0.00	104	157	PEAK																																																																								
Avg	 <p>Level (dBuV/m)</p> <p>Frequency (MHz)</p> <p>Site : 03CH20-HY Condition: AVG_BE_54 3m HF_91200_02360_231030 VERTICAL : RBW:1000.000kHz VBW:0.750kHz SMT:Auto</p> <table border="1"> <thead> <tr> <th>Limit</th> <th>Read</th> <th>Ant</th> <th>Cable</th> <th>Preamp</th> <th>Aux</th> <th>APos</th> <th>TPos</th> <th>Remark</th> </tr> <tr> <th>Freq</th> <th>Level</th> <th>Line</th> <th>Margin</th> <th>Level</th> <th>Factor</th> <th>Loss</th> <th>Factor</th> <th>Factor</th> </tr> <tr> <th>MHz</th> <th>dBuV/m</th> <th>dBuV/m</th> <th>dB</th> <th>dBuV</th> <th>dB/m</th> <th>dB</th> <th>dB</th> <th>cm</th> <th>deg</th> </tr> </thead> <tbody> <tr> <td>1</td> <td>5101.40</td> <td>38.86</td> <td>54.00</td> <td>-15.14</td> <td>30.64</td> <td>33.09</td> <td>12.87</td> <td>37.74</td> <td>0.00</td> <td>104</td> <td>157</td> <td>AVERAGE</td> </tr> </tbody> </table>	Limit	Read	Ant	Cable	Preamp	Aux	APos	TPos	Remark	Freq	Level	Line	Margin	Level	Factor	Loss	Factor	Factor	MHz	dBuV/m	dBuV/m	dB	dBuV	dB/m	dB	dB	cm	deg	1	5101.40	38.86	54.00	-15.14	30.64	33.09	12.87	37.74	0.00	104	157	AVERAGE	 <p>Level (dBuV/m)</p> <p>Frequency (MHz)</p> <p>Site : 03CH20-HY Condition: AVG_54 3m HF_91200_02360_231030 VERTICAL : RBW:1000.000kHz VBW:0.750kHz SMT:Auto</p> <table border="1"> <thead> <tr> <th>Limit</th> <th>Read</th> <th>Ant</th> <th>Cable</th> <th>Preamp</th> <th>Aux</th> <th>APos</th> <th>TPos</th> <th>Remark</th> </tr> <tr> <th>Freq</th> <th>Level</th> <th>Line</th> <th>Margin</th> <th>Level</th> <th>Factor</th> <th>Loss</th> <th>Factor</th> <th>Factor</th> </tr> <tr> <th>MHz</th> <th>dBuV/m</th> <th>dBuV/m</th> <th>dB</th> <th>dBuV</th> <th>dB/m</th> <th>dB</th> <th>dB</th> <th>cm</th> <th>deg</th> </tr> </thead> <tbody> <tr> <td>1</td> <td>5260.00</td> <td>95.96</td> <td>-----</td> <td>-----</td> <td>87.79</td> <td>32.98</td> <td>13.05</td> <td>37.86</td> <td>0.00</td> <td>104</td> <td>157</td> <td>AVERAGE</td> </tr> </tbody> </table>	Limit	Read	Ant	Cable	Preamp	Aux	APos	TPos	Remark	Freq	Level	Line	Margin	Level	Factor	Loss	Factor	Factor	MHz	dBuV/m	dBuV/m	dB	dBuV	dB/m	dB	dB	cm	deg	1	5260.00	95.96	-----	-----	87.79	32.98	13.05	37.86	0.00	104	157	AVERAGE
Limit	Read	Ant	Cable	Preamp	Aux	APos	TPos	Remark																																																																												
Freq	Level	Line	Margin	Level	Factor	Loss	Factor	Factor																																																																												
MHz	dBuV/m	dBuV/m	dB	dBuV	dB/m	dB	dB	cm	deg																																																																											
1	5101.40	38.86	54.00	-15.14	30.64	33.09	12.87	37.74	0.00	104	157	AVERAGE																																																																								
Limit	Read	Ant	Cable	Preamp	Aux	APos	TPos	Remark																																																																												
Freq	Level	Line	Margin	Level	Factor	Loss	Factor	Factor																																																																												
MHz	dBuV/m	dBuV/m	dB	dBuV	dB/m	dB	dB	cm	deg																																																																											
1	5260.00	95.96	-----	-----	87.79	32.98	13.05	37.86	0.00	104	157	AVERAGE																																																																								



Mode	10																																							
	Band Edge - R																																							
	U-NII-2A_5.25-5.35_802.11a_CH52_5260MHz																																							
ANT	1																																							
Pol.	Vertical	Fundamental																																						
Peak	<p>Site : 03CH20-HY Condition: PEAK_BE_74 3m HF_91200_02360_231030 VERTICAL : RBW:1000.000kHz VBW:3000.000kHz SMT:Auto</p> <table border="1"> <thead> <tr> <th>Limit</th> <th>Read</th> <th>Ant</th> <th>Cable</th> <th>Preamp</th> <th>Aux</th> <th>APos</th> <th>TPos</th> <th>Remark</th> </tr> <tr> <th>Freq</th> <th>Level</th> <th>Line</th> <th>Margin</th> <th>Level</th> <th>Factor</th> <th>Loss</th> <th>Factor</th> <th>Factor</th> </tr> <tr> <th>MHz</th> <th>dBuV/m</th> <th>dBuV/m</th> <th>dB</th> <th>dBuV</th> <th>dB/m</th> <th>dB</th> <th>dB</th> <th>cm</th> <th>deg</th> </tr> </thead> <tbody> <tr> <td>1 5369.00</td> <td>46.88</td> <td>74.00</td> <td>-27.12</td> <td>38.85</td> <td>32.76</td> <td>13.21</td> <td>37.94</td> <td>0.00</td> <td>104 157 PEAK</td> </tr> </tbody> </table>	Limit	Read	Ant	Cable	Preamp	Aux	APos	TPos	Remark	Freq	Level	Line	Margin	Level	Factor	Loss	Factor	Factor	MHz	dBuV/m	dBuV/m	dB	dBuV	dB/m	dB	dB	cm	deg	1 5369.00	46.88	74.00	-27.12	38.85	32.76	13.21	37.94	0.00	104 157 PEAK	Blank
Limit	Read	Ant	Cable	Preamp	Aux	APos	TPos	Remark																																
Freq	Level	Line	Margin	Level	Factor	Loss	Factor	Factor																																
MHz	dBuV/m	dBuV/m	dB	dBuV	dB/m	dB	dB	cm	deg																															
1 5369.00	46.88	74.00	-27.12	38.85	32.76	13.21	37.94	0.00	104 157 PEAK																															
Avg	<p>Site : 03CH20-HY Condition: AVG_BE_54 3m HF_91200_02360_231030 VERTICAL : RBW:1000.000kHz VBW:0.750kHz SMT:Auto</p> <table border="1"> <thead> <tr> <th>Limit</th> <th>Read</th> <th>Ant</th> <th>Cable</th> <th>Preamp</th> <th>Aux</th> <th>APos</th> <th>TPos</th> <th>Remark</th> </tr> <tr> <th>Freq</th> <th>Level</th> <th>Line</th> <th>Margin</th> <th>Level</th> <th>Factor</th> <th>Loss</th> <th>Factor</th> <th>Factor</th> </tr> <tr> <th>MHz</th> <th>dBuV/m</th> <th>dBuV/m</th> <th>dB</th> <th>dBuV</th> <th>dB/m</th> <th>dB</th> <th>dB</th> <th>cm</th> <th>deg</th> </tr> </thead> <tbody> <tr> <td>1 5350.40</td> <td>38.19</td> <td>54.00</td> <td>-15.81</td> <td>30.12</td> <td>32.00</td> <td>13.19</td> <td>37.92</td> <td>0.00</td> <td>104 157 AVERAGE</td> </tr> </tbody> </table>	Limit	Read	Ant	Cable	Preamp	Aux	APos	TPos	Remark	Freq	Level	Line	Margin	Level	Factor	Loss	Factor	Factor	MHz	dBuV/m	dBuV/m	dB	dBuV	dB/m	dB	dB	cm	deg	1 5350.40	38.19	54.00	-15.81	30.12	32.00	13.19	37.92	0.00	104 157 AVERAGE	Blank
Limit	Read	Ant	Cable	Preamp	Aux	APos	TPos	Remark																																
Freq	Level	Line	Margin	Level	Factor	Loss	Factor	Factor																																
MHz	dBuV/m	dBuV/m	dB	dBuV	dB/m	dB	dB	cm	deg																															
1 5350.40	38.19	54.00	-15.81	30.12	32.00	13.19	37.92	0.00	104 157 AVERAGE																															



Mode	10																																																																																																																									
	Harmonic																																																																																																																									
	U-NII-2A_5.25-5.35_802.11a_CH52_5260MHz																																																																																																																									
ANT	1																																																																																																																									
Pol.	Horizontal	Vertical																																																																																																																								
Peak Avg	<p>Site : 03CH20-HY Condition: PEAK(UNII) 3m HF_91200_02360_231030 HORIZONTAL</p> <table border="1"> <thead> <tr> <th>Peak</th> <th>Freq</th> <th>Level</th> <th>Limit</th> <th>Read</th> <th>Ant</th> <th>Cable</th> <th>Preamp</th> <th>Aux</th> <th>APos</th> <th>TPos</th> <th>Remark</th> </tr> <tr> <th></th> <th>MHz</th> <th>dBuV/m</th> <th>dBuV/m</th> <th>dB</th> <th>dBuV</th> <th>dB/m</th> <th>dB</th> <th>dB</th> <th>dB</th> <th>cm</th> <th>deg</th> </tr> </thead> <tbody> <tr> <td>1</td> <td>10520.00</td> <td>51.66</td> <td>68.20</td> <td>-16.54</td> <td>35.44</td> <td>38.64</td> <td>18.59</td> <td>41.52</td> <td>0.51</td> <td>--</td> <td>-- PEAK</td> </tr> <tr> <td>2</td> <td>15780.00</td> <td>52.77</td> <td>74.00</td> <td>-21.23</td> <td>35.00</td> <td>37.98</td> <td>23.02</td> <td>44.49</td> <td>0.46</td> <td>332</td> <td>141 PEAK</td> </tr> <tr> <td>3</td> <td>15780.00</td> <td>42.85</td> <td>54.00</td> <td>-11.15</td> <td>25.88</td> <td>37.98</td> <td>23.02</td> <td>44.49</td> <td>0.46</td> <td>332</td> <td>141 Average</td> </tr> </tbody> </table>	Peak	Freq	Level	Limit	Read	Ant	Cable	Preamp	Aux	APos	TPos	Remark		MHz	dBuV/m	dBuV/m	dB	dBuV	dB/m	dB	dB	dB	cm	deg	1	10520.00	51.66	68.20	-16.54	35.44	38.64	18.59	41.52	0.51	--	-- PEAK	2	15780.00	52.77	74.00	-21.23	35.00	37.98	23.02	44.49	0.46	332	141 PEAK	3	15780.00	42.85	54.00	-11.15	25.88	37.98	23.02	44.49	0.46	332	141 Average	<p>Site : 03CH20-HY Condition: PEAK(UNII) 3m HF_91200_02360_231030 VERTICAL</p> <table border="1"> <thead> <tr> <th>Peak</th> <th>Freq</th> <th>Level</th> <th>Limit</th> <th>Read</th> <th>Ant</th> <th>Cable</th> <th>Preamp</th> <th>Aux</th> <th>APos</th> <th>TPos</th> <th>Remark</th> </tr> <tr> <th></th> <th>MHz</th> <th>dBuV/m</th> <th>dBuV/m</th> <th>dB</th> <th>dBuV</th> <th>dB/m</th> <th>dB</th> <th>dB</th> <th>dB</th> <th>cm</th> <th>deg</th> </tr> </thead> <tbody> <tr> <td>1</td> <td>10520.00</td> <td>51.25</td> <td>68.20</td> <td>-16.95</td> <td>35.03</td> <td>38.64</td> <td>18.59</td> <td>41.52</td> <td>0.51</td> <td>--</td> <td>-- PEAK</td> </tr> <tr> <td>2</td> <td>15780.00</td> <td>52.94</td> <td>74.00</td> <td>-21.06</td> <td>35.97</td> <td>37.98</td> <td>23.02</td> <td>44.49</td> <td>0.46</td> <td>105</td> <td>59 PEAK</td> </tr> <tr> <td>3</td> <td>15780.00</td> <td>42.84</td> <td>54.00</td> <td>-11.16</td> <td>25.87</td> <td>37.98</td> <td>23.02</td> <td>44.49</td> <td>0.46</td> <td>105</td> <td>59 Average</td> </tr> </tbody> </table>	Peak	Freq	Level	Limit	Read	Ant	Cable	Preamp	Aux	APos	TPos	Remark		MHz	dBuV/m	dBuV/m	dB	dBuV	dB/m	dB	dB	dB	cm	deg	1	10520.00	51.25	68.20	-16.95	35.03	38.64	18.59	41.52	0.51	--	-- PEAK	2	15780.00	52.94	74.00	-21.06	35.97	37.98	23.02	44.49	0.46	105	59 PEAK	3	15780.00	42.84	54.00	-11.16	25.87	37.98	23.02	44.49	0.46	105	59 Average
	Peak	Freq	Level	Limit	Read	Ant	Cable	Preamp	Aux	APos	TPos	Remark																																																																																																														
	MHz	dBuV/m	dBuV/m	dB	dBuV	dB/m	dB	dB	dB	cm	deg																																																																																																															
1	10520.00	51.66	68.20	-16.54	35.44	38.64	18.59	41.52	0.51	--	-- PEAK																																																																																																															
2	15780.00	52.77	74.00	-21.23	35.00	37.98	23.02	44.49	0.46	332	141 PEAK																																																																																																															
3	15780.00	42.85	54.00	-11.15	25.88	37.98	23.02	44.49	0.46	332	141 Average																																																																																																															
Peak	Freq	Level	Limit	Read	Ant	Cable	Preamp	Aux	APos	TPos	Remark																																																																																																															
	MHz	dBuV/m	dBuV/m	dB	dBuV	dB/m	dB	dB	dB	cm	deg																																																																																																															
1	10520.00	51.25	68.20	-16.95	35.03	38.64	18.59	41.52	0.51	--	-- PEAK																																																																																																															
2	15780.00	52.94	74.00	-21.06	35.97	37.98	23.02	44.49	0.46	105	59 PEAK																																																																																																															
3	15780.00	42.84	54.00	-11.16	25.87	37.98	23.02	44.49	0.46	105	59 Average																																																																																																															



	10	
Mode	Harmonic	
	U-NII-2A_5.25-5.35_802.11a_CH52_5260MHz	
ANT	1	
Pol.	Horizontal	Vertical
14.47G ~14.5G Avg	<p>Site : 03CH20-HY Condition: AVG_54 3m HF_91200_02360_231030 HORIZONTAL</p>	<p>Site : 03CH20-HY Condition: AVG_54 3m HF_91200_02360_231030 VERTICAL</p>
	<p>Site : 03CH20-HY Condition: AVG_54 3m HF_91200_02360_231030 HORIZONTAL</p>	<p>Site : 03CH20-HY Condition: AVG_54 3m HF_91200_02360_231030 VERTICAL</p>



Mode	11																																																																																			
	Band Edge - L																																																																																			
	U-NII-2A_5.25-5.35_802.11a_CH60_5300MHz																																																																																			
ANT	1																																																																																			
Pol.	Horizontal	Fundamental																																																																																		
Peak	<p>Site : 03CH20-HY Condition: PEAK_BE_74 3m HF_91200_02360_231030 HORIZONTAL : RBW:1000.000kHz VBW:3000.000kHz SWT:Auto</p> <table border="1"> <thead> <tr> <th>Limit</th> <th>Read</th> <th>Ant</th> <th>Cable</th> <th>Preamp</th> <th>Aux</th> <th>APos</th> <th>TPos</th> <th>Remark</th> </tr> <tr> <th>Freq</th> <th>Level</th> <th>Line</th> <th>Margin</th> <th>Level</th> <th>Factor</th> <th>Loss</th> <th>Factor</th> <th>Factor</th> </tr> <tr> <th>MHz</th> <th>dBuV/m</th> <th>dBuV/m</th> <th>dB</th> <th>dBuV</th> <th>dB/m</th> <th>dB</th> <th>dB</th> <th>cm</th> <th>deg</th> </tr> </thead> <tbody> <tr> <td>1</td> <td>5066.30</td> <td>48.49</td> <td>74.00</td> <td>-25.51</td> <td>40.28</td> <td>33.10</td> <td>12.83</td> <td>37.72</td> <td>0.00</td> <td>109</td> <td>62</td> <td>PEAK</td> </tr> </tbody> </table>	Limit	Read	Ant	Cable	Preamp	Aux	APos	TPos	Remark	Freq	Level	Line	Margin	Level	Factor	Loss	Factor	Factor	MHz	dBuV/m	dBuV/m	dB	dBuV	dB/m	dB	dB	cm	deg	1	5066.30	48.49	74.00	-25.51	40.28	33.10	12.83	37.72	0.00	109	62	PEAK	<p>Site : 03CH20-HY Condition: PEAK(UNII) 3m HF_91200_02360_231030 HORIZONTAL : RBW:1000.000kHz VBW:3000.000kHz SWT:Auto</p> <table border="1"> <thead> <tr> <th>Limit</th> <th>Read</th> <th>Ant</th> <th>Cable</th> <th>Preamp</th> <th>Aux</th> <th>APos</th> <th>TPos</th> <th>Remark</th> </tr> <tr> <th>Freq</th> <th>Level</th> <th>Line</th> <th>Margin</th> <th>Level</th> <th>Factor</th> <th>Loss</th> <th>Factor</th> <th>Factor</th> </tr> <tr> <th>MHz</th> <th>dBuV/m</th> <th>dBuV/m</th> <th>dB</th> <th>dBuV</th> <th>dB/m</th> <th>dB</th> <th>dB</th> <th>cm</th> <th>deg</th> </tr> </thead> <tbody> <tr> <td>1</td> <td>5300.00</td> <td>99.78</td> <td>-----</td> <td>-----</td> <td>91.65</td> <td>32.91</td> <td>13.10</td> <td>37.88</td> <td>0.00</td> <td>109</td> <td>62</td> <td>PEAK</td> </tr> </tbody> </table>	Limit	Read	Ant	Cable	Preamp	Aux	APos	TPos	Remark	Freq	Level	Line	Margin	Level	Factor	Loss	Factor	Factor	MHz	dBuV/m	dBuV/m	dB	dBuV	dB/m	dB	dB	cm	deg	1	5300.00	99.78	-----	-----	91.65	32.91	13.10	37.88	0.00	109	62	PEAK
	Limit	Read	Ant	Cable	Preamp	Aux	APos	TPos	Remark																																																																											
Freq	Level	Line	Margin	Level	Factor	Loss	Factor	Factor																																																																												
MHz	dBuV/m	dBuV/m	dB	dBuV	dB/m	dB	dB	cm	deg																																																																											
1	5066.30	48.49	74.00	-25.51	40.28	33.10	12.83	37.72	0.00	109	62	PEAK																																																																								
Limit	Read	Ant	Cable	Preamp	Aux	APos	TPos	Remark																																																																												
Freq	Level	Line	Margin	Level	Factor	Loss	Factor	Factor																																																																												
MHz	dBuV/m	dBuV/m	dB	dBuV	dB/m	dB	dB	cm	deg																																																																											
1	5300.00	99.78	-----	-----	91.65	32.91	13.10	37.88	0.00	109	62	PEAK																																																																								
Avg	<p>Site : 03CH20-HY Condition: AVG_BE_54 3m HF_91200_02360_231030 HORIZONTAL : RBW:1000.000kHz VBW:0.750kHz SWT:Auto</p> <table border="1"> <thead> <tr> <th>Limit</th> <th>Read</th> <th>Ant</th> <th>Cable</th> <th>Preamp</th> <th>Aux</th> <th>APos</th> <th>TPos</th> <th>Remark</th> </tr> <tr> <th>Freq</th> <th>Level</th> <th>Line</th> <th>Margin</th> <th>Level</th> <th>Factor</th> <th>Loss</th> <th>Factor</th> <th>Factor</th> </tr> <tr> <th>MHz</th> <th>dBuV/m</th> <th>dBuV/m</th> <th>dB</th> <th>dBuV</th> <th>dB/m</th> <th>dB</th> <th>dB</th> <th>cm</th> <th>deg</th> </tr> </thead> <tbody> <tr> <td>1</td> <td>5090.30</td> <td>38.68</td> <td>54.00</td> <td>-15.32</td> <td>30.46</td> <td>33.10</td> <td>12.86</td> <td>37.74</td> <td>0.00</td> <td>109</td> <td>62</td> <td>AVERAGE</td> </tr> </tbody> </table>	Limit	Read	Ant	Cable	Preamp	Aux	APos	TPos	Remark	Freq	Level	Line	Margin	Level	Factor	Loss	Factor	Factor	MHz	dBuV/m	dBuV/m	dB	dBuV	dB/m	dB	dB	cm	deg	1	5090.30	38.68	54.00	-15.32	30.46	33.10	12.86	37.74	0.00	109	62	AVERAGE	<p>Site : 03CH20-HY Condition: AVG_54 3m HF_91200_02360_231030 HORIZONTAL : RBW:1000.000kHz VBW:0.750kHz SWT:Auto</p> <table border="1"> <thead> <tr> <th>Limit</th> <th>Read</th> <th>Ant</th> <th>Cable</th> <th>Preamp</th> <th>Aux</th> <th>APos</th> <th>TPos</th> <th>Remark</th> </tr> <tr> <th>Freq</th> <th>Level</th> <th>Line</th> <th>Margin</th> <th>Level</th> <th>Factor</th> <th>Loss</th> <th>Factor</th> <th>Factor</th> </tr> <tr> <th>MHz</th> <th>dBuV/m</th> <th>dBuV/m</th> <th>dB</th> <th>dBuV</th> <th>dB/m</th> <th>dB</th> <th>dB</th> <th>cm</th> <th>deg</th> </tr> </thead> <tbody> <tr> <td>1</td> <td>5300.00</td> <td>92.58</td> <td>-----</td> <td>-----</td> <td>84.45</td> <td>32.91</td> <td>13.10</td> <td>37.88</td> <td>0.00</td> <td>109</td> <td>62</td> <td>AVERAGE</td> </tr> </tbody> </table>	Limit	Read	Ant	Cable	Preamp	Aux	APos	TPos	Remark	Freq	Level	Line	Margin	Level	Factor	Loss	Factor	Factor	MHz	dBuV/m	dBuV/m	dB	dBuV	dB/m	dB	dB	cm	deg	1	5300.00	92.58	-----	-----	84.45	32.91	13.10	37.88	0.00	109	62	AVERAGE
Limit	Read	Ant	Cable	Preamp	Aux	APos	TPos	Remark																																																																												
Freq	Level	Line	Margin	Level	Factor	Loss	Factor	Factor																																																																												
MHz	dBuV/m	dBuV/m	dB	dBuV	dB/m	dB	dB	cm	deg																																																																											
1	5090.30	38.68	54.00	-15.32	30.46	33.10	12.86	37.74	0.00	109	62	AVERAGE																																																																								
Limit	Read	Ant	Cable	Preamp	Aux	APos	TPos	Remark																																																																												
Freq	Level	Line	Margin	Level	Factor	Loss	Factor	Factor																																																																												
MHz	dBuV/m	dBuV/m	dB	dBuV	dB/m	dB	dB	cm	deg																																																																											
1	5300.00	92.58	-----	-----	84.45	32.91	13.10	37.88	0.00	109	62	AVERAGE																																																																								

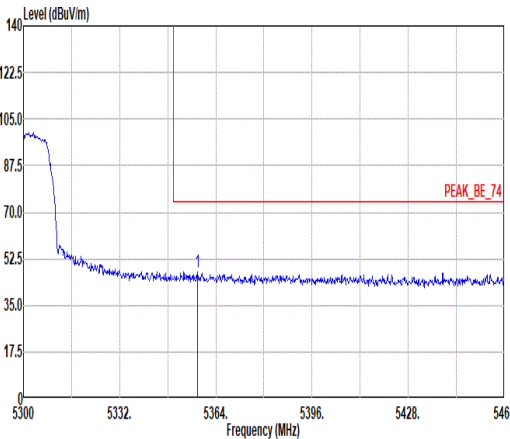
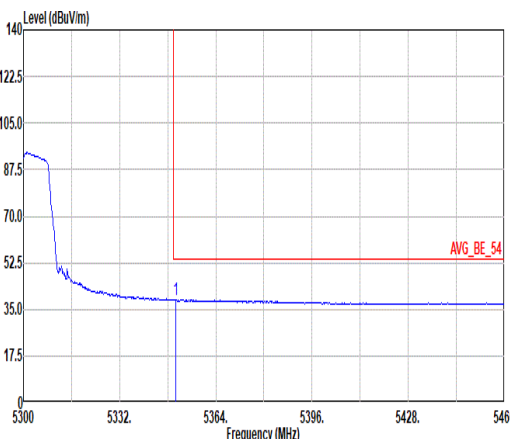


	11																																																									
Mode	Band Edge - R																																																									
	U-NII-2A_5.25-5.35_802.11a_CH60_5300MHz																																																									
ANT	1																																																									
Pol.	Horizontal	Fundamental																																																								
Peak	<p>Site : 03CH20-HY Condition: PEAK_BE_74 3m HF_91200_02360_231030 HORIZONTAL : RBW:1000.000kHz VBW:3000.000kHz SMT:Auto</p> <table border="1"> <thead> <tr> <th>Limit</th> <th>Read</th> <th>Ant</th> <th>Cable</th> <th>Preamp</th> <th>Aux</th> <th>APos</th> <th>TPos</th> </tr> <tr> <th>Freq</th> <th>Level</th> <th>Line</th> <th>Margin</th> <th>Level</th> <th>Factor</th> <th>Loss</th> <th>Factor</th> </tr> <tr> <th>MHz</th> <th>dBuV/m</th> <th>dBuV/m</th> <th>dB</th> <th>dBuV</th> <th>dB/m</th> <th>dB</th> <th>dB</th> </tr> </thead> <tbody> <tr> <td>1 5355.84</td> <td>47.25</td> <td>74.00</td> <td>-26.75</td> <td>39.20</td> <td>32.79</td> <td>13.19</td> <td>37.93</td> </tr> <tr> <td></td> <td></td> <td></td> <td></td> <td></td> <td></td> <td></td> <td>0.00</td> </tr> <tr> <td></td> <td></td> <td></td> <td></td> <td></td> <td></td> <td></td> <td>109</td> </tr> <tr> <td></td> <td></td> <td></td> <td></td> <td></td> <td></td> <td></td> <td>62 PEAK</td> </tr> </tbody> </table>	Limit	Read	Ant	Cable	Preamp	Aux	APos	TPos	Freq	Level	Line	Margin	Level	Factor	Loss	Factor	MHz	dBuV/m	dBuV/m	dB	dBuV	dB/m	dB	dB	1 5355.84	47.25	74.00	-26.75	39.20	32.79	13.19	37.93								0.00								109								62 PEAK	Blank
Limit	Read	Ant	Cable	Preamp	Aux	APos	TPos																																																			
Freq	Level	Line	Margin	Level	Factor	Loss	Factor																																																			
MHz	dBuV/m	dBuV/m	dB	dBuV	dB/m	dB	dB																																																			
1 5355.84	47.25	74.00	-26.75	39.20	32.79	13.19	37.93																																																			
							0.00																																																			
							109																																																			
							62 PEAK																																																			
Avg	<p>Site : 03CH20-HY Condition: AVG_BE_54 3m HF_91200_02360_231030 HORIZONTAL : RBW:1000.000kHz VBW:0.750kHz SMT:Auto</p> <table border="1"> <thead> <tr> <th>Limit</th> <th>Read</th> <th>Ant</th> <th>Cable</th> <th>Preamp</th> <th>Aux</th> <th>APos</th> <th>TPos</th> </tr> <tr> <th>Freq</th> <th>Level</th> <th>Line</th> <th>Margin</th> <th>Level</th> <th>Factor</th> <th>Loss</th> <th>Factor</th> </tr> <tr> <th>MHz</th> <th>dBuV/m</th> <th>dBuV/m</th> <th>dB</th> <th>dBuV</th> <th>dB/m</th> <th>dB</th> <th>dB</th> </tr> </thead> <tbody> <tr> <td>1 5350.24</td> <td>37.89</td> <td>54.00</td> <td>-16.11</td> <td>29.02</td> <td>32.00</td> <td>13.19</td> <td>37.92</td> </tr> <tr> <td></td> <td></td> <td></td> <td></td> <td></td> <td></td> <td></td> <td>0.00</td> </tr> <tr> <td></td> <td></td> <td></td> <td></td> <td></td> <td></td> <td></td> <td>109</td> </tr> <tr> <td></td> <td></td> <td></td> <td></td> <td></td> <td></td> <td></td> <td>62 AVERAGE</td> </tr> </tbody> </table>	Limit	Read	Ant	Cable	Preamp	Aux	APos	TPos	Freq	Level	Line	Margin	Level	Factor	Loss	Factor	MHz	dBuV/m	dBuV/m	dB	dBuV	dB/m	dB	dB	1 5350.24	37.89	54.00	-16.11	29.02	32.00	13.19	37.92								0.00								109								62 AVERAGE	Blank
Limit	Read	Ant	Cable	Preamp	Aux	APos	TPos																																																			
Freq	Level	Line	Margin	Level	Factor	Loss	Factor																																																			
MHz	dBuV/m	dBuV/m	dB	dBuV	dB/m	dB	dB																																																			
1 5350.24	37.89	54.00	-16.11	29.02	32.00	13.19	37.92																																																			
							0.00																																																			
							109																																																			
							62 AVERAGE																																																			



Mode	11																																																																																	
	Band Edge - L																																																																																	
	U-NII-2A_5.25-5.35_802.11a_CH60_5300MHz																																																																																	
ANT	1																																																																																	
Pol.	Vertical	Fundamental																																																																																
Peak	<p>Site : 03CH20-HY Condition: PEAK_BE_74 3m HF_91200_02360_231030 VERTICAL : RBW:1000.000kHz VBW:3000.000kHz SWT:Auto</p> <table border="1"> <thead> <tr> <th>Limit</th> <th>Read</th> <th>Ant</th> <th>Cable</th> <th>Preamp</th> <th>Aux</th> <th>APos</th> <th>TPos</th> <th>Remark</th> </tr> <tr> <th>Freq</th> <th>Level</th> <th>Line</th> <th>Margin</th> <th>Level</th> <th>Factor</th> <th>Loss</th> <th>Factor</th> <th>Factor</th> </tr> <tr> <th>MHz</th> <th>dBuV/m</th> <th>dBuV/m</th> <th>dB</th> <th>dBuV</th> <th>dB/m</th> <th>dB</th> <th>dB</th> <th>dB</th> </tr> </thead> <tbody> <tr> <td>1</td> <td>5126.30</td> <td>48.49</td> <td>74.00</td> <td>-25.51</td> <td>40.37</td> <td>32.99</td> <td>12.89</td> <td>37.76</td> <td>0.00</td> <td>100</td> <td>155</td> <td>PEAK</td> </tr> </tbody> </table>	Limit	Read	Ant	Cable	Preamp	Aux	APos	TPos	Remark	Freq	Level	Line	Margin	Level	Factor	Loss	Factor	Factor	MHz	dBuV/m	dBuV/m	dB	dBuV	dB/m	dB	dB	dB	1	5126.30	48.49	74.00	-25.51	40.37	32.99	12.89	37.76	0.00	100	155	PEAK	<p>Site : 03CH20-HY Condition: PEAK(UNII) 3m HF_91200_02360_231030 VERTICAL : RBW:1000.000kHz VBW:3000.000kHz SWT:Auto</p> <table border="1"> <thead> <tr> <th>Limit</th> <th>Read</th> <th>Ant</th> <th>Cable</th> <th>Preamp</th> <th>Aux</th> <th>APos</th> <th>TPos</th> <th>Remark</th> </tr> <tr> <th>Freq</th> <th>Level</th> <th>Line</th> <th>Margin</th> <th>Level</th> <th>Factor</th> <th>Loss</th> <th>Factor</th> <th>Factor</th> </tr> <tr> <th>MHz</th> <th>dBuV/m</th> <th>dBuV/m</th> <th>dB</th> <th>dBuV</th> <th>dB/m</th> <th>dB</th> <th>dB</th> <th>dB</th> </tr> </thead> <tbody> <tr> <td>1</td> <td>5300.00</td> <td>102.47</td> <td>-----</td> <td>-----</td> <td>94.34</td> <td>32.91</td> <td>13.10</td> <td>37.88</td> <td>0.00</td> <td>100</td> <td>155</td> <td>PEAK</td> </tr> </tbody> </table>	Limit	Read	Ant	Cable	Preamp	Aux	APos	TPos	Remark	Freq	Level	Line	Margin	Level	Factor	Loss	Factor	Factor	MHz	dBuV/m	dBuV/m	dB	dBuV	dB/m	dB	dB	dB	1	5300.00	102.47	-----	-----	94.34	32.91	13.10	37.88	0.00	100	155	PEAK
	Limit	Read	Ant	Cable	Preamp	Aux	APos	TPos	Remark																																																																									
Freq	Level	Line	Margin	Level	Factor	Loss	Factor	Factor																																																																										
MHz	dBuV/m	dBuV/m	dB	dBuV	dB/m	dB	dB	dB																																																																										
1	5126.30	48.49	74.00	-25.51	40.37	32.99	12.89	37.76	0.00	100	155	PEAK																																																																						
Limit	Read	Ant	Cable	Preamp	Aux	APos	TPos	Remark																																																																										
Freq	Level	Line	Margin	Level	Factor	Loss	Factor	Factor																																																																										
MHz	dBuV/m	dBuV/m	dB	dBuV	dB/m	dB	dB	dB																																																																										
1	5300.00	102.47	-----	-----	94.34	32.91	13.10	37.88	0.00	100	155	PEAK																																																																						
Avg	<p>Site : 03CH20-HY Condition: AVG_BE_54 3m HF_91200_02360_231030 VERTICAL : RBW:1000.000kHz VBW:0.750kHz SWT:Auto</p> <table border="1"> <thead> <tr> <th>Limit</th> <th>Read</th> <th>Ant</th> <th>Cable</th> <th>Preamp</th> <th>Aux</th> <th>APos</th> <th>TPos</th> <th>Remark</th> </tr> <tr> <th>Freq</th> <th>Level</th> <th>Line</th> <th>Margin</th> <th>Level</th> <th>Factor</th> <th>Loss</th> <th>Factor</th> <th>Factor</th> </tr> <tr> <th>MHz</th> <th>dBuV/m</th> <th>dBuV/m</th> <th>dB</th> <th>dBuV</th> <th>dB/m</th> <th>dB</th> <th>dB</th> <th>dB</th> </tr> </thead> <tbody> <tr> <td>1</td> <td>5131.10</td> <td>38.83</td> <td>54.00</td> <td>-15.17</td> <td>30.72</td> <td>32.90</td> <td>12.89</td> <td>37.76</td> <td>0.00</td> <td>100</td> <td>155</td> <td>AVERAGE</td> </tr> </tbody> </table>	Limit	Read	Ant	Cable	Preamp	Aux	APos	TPos	Remark	Freq	Level	Line	Margin	Level	Factor	Loss	Factor	Factor	MHz	dBuV/m	dBuV/m	dB	dBuV	dB/m	dB	dB	dB	1	5131.10	38.83	54.00	-15.17	30.72	32.90	12.89	37.76	0.00	100	155	AVERAGE	<p>Site : 03CH20-HY Condition: AVG_54 3m HF_91200_02360_231030 VERTICAL : RBW:1000.000kHz VBW:0.750kHz SWT:Auto</p> <table border="1"> <thead> <tr> <th>Limit</th> <th>Read</th> <th>Ant</th> <th>Cable</th> <th>Preamp</th> <th>Aux</th> <th>APos</th> <th>TPos</th> <th>Remark</th> </tr> <tr> <th>Freq</th> <th>Level</th> <th>Line</th> <th>Margin</th> <th>Level</th> <th>Factor</th> <th>Loss</th> <th>Factor</th> <th>Factor</th> </tr> <tr> <th>MHz</th> <th>dBuV/m</th> <th>dBuV/m</th> <th>dB</th> <th>dBuV</th> <th>dB/m</th> <th>dB</th> <th>dB</th> <th>dB</th> </tr> </thead> <tbody> <tr> <td>1</td> <td>5300.00</td> <td>95.13</td> <td>-----</td> <td>-----</td> <td>87.00</td> <td>32.91</td> <td>13.10</td> <td>37.88</td> <td>0.00</td> <td>100</td> <td>155</td> <td>AVERAGE</td> </tr> </tbody> </table>	Limit	Read	Ant	Cable	Preamp	Aux	APos	TPos	Remark	Freq	Level	Line	Margin	Level	Factor	Loss	Factor	Factor	MHz	dBuV/m	dBuV/m	dB	dBuV	dB/m	dB	dB	dB	1	5300.00	95.13	-----	-----	87.00	32.91	13.10	37.88	0.00	100	155	AVERAGE
Limit	Read	Ant	Cable	Preamp	Aux	APos	TPos	Remark																																																																										
Freq	Level	Line	Margin	Level	Factor	Loss	Factor	Factor																																																																										
MHz	dBuV/m	dBuV/m	dB	dBuV	dB/m	dB	dB	dB																																																																										
1	5131.10	38.83	54.00	-15.17	30.72	32.90	12.89	37.76	0.00	100	155	AVERAGE																																																																						
Limit	Read	Ant	Cable	Preamp	Aux	APos	TPos	Remark																																																																										
Freq	Level	Line	Margin	Level	Factor	Loss	Factor	Factor																																																																										
MHz	dBuV/m	dBuV/m	dB	dBuV	dB/m	dB	dB	dB																																																																										
1	5300.00	95.13	-----	-----	87.00	32.91	13.10	37.88	0.00	100	155	AVERAGE																																																																						



	11																																																																
Mode	Band Edge - R																																																																
	U-NII-2A_5.25-5.35_802.11a_CH60_5300MHz																																																																
ANT	1																																																																
Pol.	Vertical	Fundamental																																																															
Peak	 <p>Site : 03CH20-HY Condition: PEAK_BE_74 3m HF_91200_02360_231030 VERTICAL : RBW:1000.000kHz VBW:3000.000kHz SMT:Auto</p> <table border="1"> <thead> <tr> <th>Limit</th> <th>Read</th> <th>Ant</th> <th>Cable</th> <th>Preamp</th> <th>Aux</th> <th>APos</th> <th>TPos</th> <th>Remark</th> </tr> <tr> <th>Freq</th> <th>Level</th> <th>Line</th> <th>Margin</th> <th>Level</th> <th>Factor</th> <th>Loss</th> <th>Factor</th> <th>Factor</th> </tr> <tr> <th>MHz</th> <th>dBuV/m</th> <th>dBuV/m</th> <th>dB</th> <th>dBuV</th> <th>dB/m</th> <th>dB</th> <th>dB</th> <th>cm</th> </tr> </thead> <tbody> <tr> <td>1 5357.92</td> <td>47.65</td> <td>74.00</td> <td>-26.35</td> <td>39.60</td> <td>32.78</td> <td>13.20</td> <td>37.93</td> <td>0.00</td> </tr> <tr> <td></td> <td></td> <td></td> <td></td> <td></td> <td></td> <td></td> <td></td> <td>100</td> </tr> <tr> <td></td> <td></td> <td></td> <td></td> <td></td> <td></td> <td></td> <td></td> <td>155</td> </tr> <tr> <td></td> <td></td> <td></td> <td></td> <td></td> <td></td> <td></td> <td></td> <td>PEAK</td> </tr> </tbody> </table>	Limit	Read	Ant	Cable	Preamp	Aux	APos	TPos	Remark	Freq	Level	Line	Margin	Level	Factor	Loss	Factor	Factor	MHz	dBuV/m	dBuV/m	dB	dBuV	dB/m	dB	dB	cm	1 5357.92	47.65	74.00	-26.35	39.60	32.78	13.20	37.93	0.00									100									155									PEAK	Blank
Limit	Read	Ant	Cable	Preamp	Aux	APos	TPos	Remark																																																									
Freq	Level	Line	Margin	Level	Factor	Loss	Factor	Factor																																																									
MHz	dBuV/m	dBuV/m	dB	dBuV	dB/m	dB	dB	cm																																																									
1 5357.92	47.65	74.00	-26.35	39.60	32.78	13.20	37.93	0.00																																																									
								100																																																									
								155																																																									
								PEAK																																																									
Avg	 <p>Site : 03CH20-HY Condition: AVG_BE_54 3m HF_91200_02360_231030 VERTICAL : RBW:1000.000kHz VBW:0.750kHz SMT:Auto</p> <table border="1"> <thead> <tr> <th>Limit</th> <th>Read</th> <th>Ant</th> <th>Cable</th> <th>Preamp</th> <th>Aux</th> <th>APos</th> <th>TPos</th> <th>Remark</th> </tr> <tr> <th>Freq</th> <th>Level</th> <th>Line</th> <th>Margin</th> <th>Level</th> <th>Factor</th> <th>Loss</th> <th>Factor</th> <th>Factor</th> </tr> <tr> <th>MHz</th> <th>dBuV/m</th> <th>dBuV/m</th> <th>dB</th> <th>dBuV</th> <th>dB/m</th> <th>dB</th> <th>dB</th> <th>cm</th> </tr> </thead> <tbody> <tr> <td>1 5350.56</td> <td>38.59</td> <td>54.00</td> <td>-15.41</td> <td>30.52</td> <td>32.00</td> <td>13.19</td> <td>37.92</td> <td>0.00</td> </tr> <tr> <td></td> <td></td> <td></td> <td></td> <td></td> <td></td> <td></td> <td></td> <td>100</td> </tr> <tr> <td></td> <td></td> <td></td> <td></td> <td></td> <td></td> <td></td> <td></td> <td>155</td> </tr> <tr> <td></td> <td></td> <td></td> <td></td> <td></td> <td></td> <td></td> <td></td> <td>AVERAGE</td> </tr> </tbody> </table>	Limit	Read	Ant	Cable	Preamp	Aux	APos	TPos	Remark	Freq	Level	Line	Margin	Level	Factor	Loss	Factor	Factor	MHz	dBuV/m	dBuV/m	dB	dBuV	dB/m	dB	dB	cm	1 5350.56	38.59	54.00	-15.41	30.52	32.00	13.19	37.92	0.00									100									155									AVERAGE	Blank
Limit	Read	Ant	Cable	Preamp	Aux	APos	TPos	Remark																																																									
Freq	Level	Line	Margin	Level	Factor	Loss	Factor	Factor																																																									
MHz	dBuV/m	dBuV/m	dB	dBuV	dB/m	dB	dB	cm																																																									
1 5350.56	38.59	54.00	-15.41	30.52	32.00	13.19	37.92	0.00																																																									
								100																																																									
								155																																																									
								AVERAGE																																																									



Mode	11																																																																																																																																			
	Harmonic																																																																																																																																			
	U-NII-2A_5.25-5.35_802.11a_CH60_5300MHz																																																																																																																																			
ANT	1																																																																																																																																			
Pol.	Horizontal	Vertical																																																																																																																																		
Peak Avg	<p>Site : 03CH20-HY Condition: PEAK(UNII) 3m HF_91200_02360_231030 HORIZONTAL</p> <table border="1"> <thead> <tr> <th>Peak</th> <th>Freq</th> <th>Level</th> <th>Limit</th> <th>Line Margin</th> <th>Read</th> <th>Ant</th> <th>Cable</th> <th>Preamp</th> <th>Aux</th> <th>APos</th> <th>TPos</th> <th>Remark</th> </tr> <tr> <th>1</th> <th>10600.00</th> <th>52.23</th> <th>74.00</th> <th>-21.77</th> <th>35.74</th> <th>38.90</th> <th>18.67</th> <th>41.59</th> <th>0.51</th> <th>154</th> <th>87</th> <th>PEAK</th> </tr> <tr> <th>2</th> <th>10600.00</th> <th>42.36</th> <th>54.00</th> <th>-11.64</th> <th>25.87</th> <th>38.90</th> <th>18.67</th> <th>41.59</th> <th>0.51</th> <th>154</th> <th>87</th> <th>Average</th> </tr> <tr> <th>3</th> <th>15900.00</th> <th>52.54</th> <th>74.00</th> <th>-21.46</th> <th>35.33</th> <th>38.00</th> <th>23.12</th> <th>44.37</th> <th>0.46</th> <th>154</th> <th>25</th> <th>PEAK</th> </tr> <tr> <th>4</th> <th>15900.00</th> <th>42.99</th> <th>54.00</th> <th>-11.01</th> <th>25.78</th> <th>38.00</th> <th>23.12</th> <th>44.37</th> <th>0.46</th> <th>154</th> <th>25</th> <th>Average</th> </tr> </thead> <tbody> </tbody> </table>	Peak	Freq	Level	Limit	Line Margin	Read	Ant	Cable	Preamp	Aux	APos	TPos	Remark	1	10600.00	52.23	74.00	-21.77	35.74	38.90	18.67	41.59	0.51	154	87	PEAK	2	10600.00	42.36	54.00	-11.64	25.87	38.90	18.67	41.59	0.51	154	87	Average	3	15900.00	52.54	74.00	-21.46	35.33	38.00	23.12	44.37	0.46	154	25	PEAK	4	15900.00	42.99	54.00	-11.01	25.78	38.00	23.12	44.37	0.46	154	25	Average	<p>Site : 03CH20-HY Condition: PEAK(UNII) 3m HF_91200_02360_231030 VERTICAL</p> <table border="1"> <thead> <tr> <th>Peak</th> <th>Freq</th> <th>Level</th> <th>Limit</th> <th>Line Margin</th> <th>Read</th> <th>Ant</th> <th>Cable</th> <th>Preamp</th> <th>Aux</th> <th>APos</th> <th>TPos</th> <th>Remark</th> </tr> <tr> <th>1</th> <th>10600.00</th> <th>51.00</th> <th>74.00</th> <th>-22.20</th> <th>35.31</th> <th>38.90</th> <th>18.67</th> <th>41.59</th> <th>0.51</th> <th>228</th> <th>334</th> <th>PEAK</th> </tr> <tr> <th>2</th> <th>10600.00</th> <th>42.30</th> <th>54.00</th> <th>-11.70</th> <th>25.81</th> <th>38.90</th> <th>18.67</th> <th>41.59</th> <th>0.51</th> <th>228</th> <th>334</th> <th>Average</th> </tr> <tr> <th>3</th> <th>15900.00</th> <th>52.61</th> <th>74.00</th> <th>-21.39</th> <th>35.40</th> <th>38.00</th> <th>23.12</th> <th>44.37</th> <th>0.46</th> <th>121</th> <th>58</th> <th>PEAK</th> </tr> <tr> <th>4</th> <th>15900.00</th> <th>43.09</th> <th>54.00</th> <th>-10.91</th> <th>25.88</th> <th>38.00</th> <th>23.12</th> <th>44.37</th> <th>0.46</th> <th>121</th> <th>58</th> <th>Average</th> </tr> </thead> <tbody> </tbody> </table>	Peak	Freq	Level	Limit	Line Margin	Read	Ant	Cable	Preamp	Aux	APos	TPos	Remark	1	10600.00	51.00	74.00	-22.20	35.31	38.90	18.67	41.59	0.51	228	334	PEAK	2	10600.00	42.30	54.00	-11.70	25.81	38.90	18.67	41.59	0.51	228	334	Average	3	15900.00	52.61	74.00	-21.39	35.40	38.00	23.12	44.37	0.46	121	58	PEAK	4	15900.00	43.09	54.00	-10.91	25.88	38.00	23.12	44.37	0.46	121	58	Average
	Peak	Freq	Level	Limit	Line Margin	Read	Ant	Cable	Preamp	Aux	APos	TPos	Remark																																																																																																																							
1	10600.00	52.23	74.00	-21.77	35.74	38.90	18.67	41.59	0.51	154	87	PEAK																																																																																																																								
2	10600.00	42.36	54.00	-11.64	25.87	38.90	18.67	41.59	0.51	154	87	Average																																																																																																																								
3	15900.00	52.54	74.00	-21.46	35.33	38.00	23.12	44.37	0.46	154	25	PEAK																																																																																																																								
4	15900.00	42.99	54.00	-11.01	25.78	38.00	23.12	44.37	0.46	154	25	Average																																																																																																																								
Peak	Freq	Level	Limit	Line Margin	Read	Ant	Cable	Preamp	Aux	APos	TPos	Remark																																																																																																																								
1	10600.00	51.00	74.00	-22.20	35.31	38.90	18.67	41.59	0.51	228	334	PEAK																																																																																																																								
2	10600.00	42.30	54.00	-11.70	25.81	38.90	18.67	41.59	0.51	228	334	Average																																																																																																																								
3	15900.00	52.61	74.00	-21.39	35.40	38.00	23.12	44.37	0.46	121	58	PEAK																																																																																																																								
4	15900.00	43.09	54.00	-10.91	25.88	38.00	23.12	44.37	0.46	121	58	Average																																																																																																																								



	11	
Mode	Harmonic	
	U-NII-2A_5.25-5.35_802.11a_CH60_5300MHz	
ANT	1	
Pol.	Horizontal	Vertical
14.47G ~14.5G Avg	<p>Site : 03CH20-HY Condition: AVG_54 3m HF_91280_02360_231030 HORIZONTAL</p>	<p>Site : 03CH20-HY Condition: AVG_54 3m HF_91280_02360_231030 VERTICAL</p>
17.7G ~18G Avg	<p>Site : 03CH20-HY Condition: AVG_54 3m HF_91280_02360_231030 HORIZONTAL</p>	<p>Site : 03CH20-HY Condition: AVG_54 3m HF_91280_02360_231030 VERTICAL</p>



Mode	12																																																																																	
	Band Edge																																																																																	
	U-NII-2A_5.25-5.35_802.11a_CH64_5320MHz																																																																																	
ANT	1																																																																																	
Pol.	Horizontal	Fundamental																																																																																
Peak	<p>Site : 03CH20-HY Condition: PEAK_BE_74 3m HF_91200_02360_231030 HORIZONTAL : RBW:1000.000kHz VBW:3000.000kHz SWT:Auto</p> <table border="1"> <thead> <tr> <th>Limit</th> <th>Read</th> <th>Ant</th> <th>Cable</th> <th>Preamp</th> <th>Aux</th> <th>APos</th> <th>TPos</th> <th>Remark</th> </tr> <tr> <th>Freq</th> <th>Level</th> <th>Line</th> <th>Margin</th> <th>Level</th> <th>Factor</th> <th>Loss</th> <th>Factor</th> <th>Factor</th> </tr> <tr> <th>MHz</th> <th>dBuV/m</th> <th>dBuV/m</th> <th>dB</th> <th>dBuV</th> <th>dB/m</th> <th>dB</th> <th>dB</th> <th>cm</th> </tr> </thead> <tbody> <tr> <td>1</td> <td>5351.22</td> <td>49.28</td> <td>74.00</td> <td>-24.72</td> <td>41.21</td> <td>32.80</td> <td>13.19</td> <td>37.92</td> <td>0.00</td> <td>109</td> <td>59</td> <td>PEAK</td> </tr> </tbody> </table>	Limit	Read	Ant	Cable	Preamp	Aux	APos	TPos	Remark	Freq	Level	Line	Margin	Level	Factor	Loss	Factor	Factor	MHz	dBuV/m	dBuV/m	dB	dBuV	dB/m	dB	dB	cm	1	5351.22	49.28	74.00	-24.72	41.21	32.80	13.19	37.92	0.00	109	59	PEAK	<p>Site : 03CH20-HY Condition: PEAK(UNII) 3m HF_91200_02360_231030 HORIZONTAL : RBW:1000.000kHz VBW:3000.000kHz SWT:Auto</p> <table border="1"> <thead> <tr> <th>Limit</th> <th>Read</th> <th>Ant</th> <th>Cable</th> <th>Preamp</th> <th>Aux</th> <th>APos</th> <th>TPos</th> <th>Remark</th> </tr> <tr> <th>Freq</th> <th>Level</th> <th>Line</th> <th>Margin</th> <th>Level</th> <th>Factor</th> <th>Loss</th> <th>Factor</th> <th>Factor</th> </tr> <tr> <th>MHz</th> <th>dBuV/m</th> <th>dBuV/m</th> <th>dB</th> <th>dBuV</th> <th>dB/m</th> <th>dB</th> <th>dB</th> <th>cm</th> </tr> </thead> <tbody> <tr> <td>1</td> <td>5320.00</td> <td>103.71</td> <td>-----</td> <td>-----</td> <td>95.61</td> <td>32.86</td> <td>13.14</td> <td>37.90</td> <td>0.00</td> <td>109</td> <td>59</td> <td>PEAK</td> </tr> </tbody> </table>	Limit	Read	Ant	Cable	Preamp	Aux	APos	TPos	Remark	Freq	Level	Line	Margin	Level	Factor	Loss	Factor	Factor	MHz	dBuV/m	dBuV/m	dB	dBuV	dB/m	dB	dB	cm	1	5320.00	103.71	-----	-----	95.61	32.86	13.14	37.90	0.00	109	59	PEAK
	Limit	Read	Ant	Cable	Preamp	Aux	APos	TPos	Remark																																																																									
Freq	Level	Line	Margin	Level	Factor	Loss	Factor	Factor																																																																										
MHz	dBuV/m	dBuV/m	dB	dBuV	dB/m	dB	dB	cm																																																																										
1	5351.22	49.28	74.00	-24.72	41.21	32.80	13.19	37.92	0.00	109	59	PEAK																																																																						
Limit	Read	Ant	Cable	Preamp	Aux	APos	TPos	Remark																																																																										
Freq	Level	Line	Margin	Level	Factor	Loss	Factor	Factor																																																																										
MHz	dBuV/m	dBuV/m	dB	dBuV	dB/m	dB	dB	cm																																																																										
1	5320.00	103.71	-----	-----	95.61	32.86	13.14	37.90	0.00	109	59	PEAK																																																																						
Avg	<p>Site : 03CH20-HY Condition: AVG_BE_54 3m HF_91200_02360_231030 HORIZONTAL : RBW:1000.000kHz VBW:0.750kHz SWT:Auto</p> <table border="1"> <thead> <tr> <th>Limit</th> <th>Read</th> <th>Ant</th> <th>Cable</th> <th>Preamp</th> <th>Aux</th> <th>APos</th> <th>TPos</th> <th>Remark</th> </tr> <tr> <th>Freq</th> <th>Level</th> <th>Line</th> <th>Margin</th> <th>Level</th> <th>Factor</th> <th>Loss</th> <th>Factor</th> <th>Factor</th> </tr> <tr> <th>MHz</th> <th>dBuV/m</th> <th>dBuV/m</th> <th>dB</th> <th>dBuV</th> <th>dB/m</th> <th>dB</th> <th>dB</th> <th>cm</th> </tr> </thead> <tbody> <tr> <td>1</td> <td>5350.10</td> <td>40.75</td> <td>54.00</td> <td>-13.25</td> <td>32.68</td> <td>32.80</td> <td>13.19</td> <td>37.92</td> <td>0.00</td> <td>109</td> <td>59</td> <td>AVERAGE</td> </tr> </tbody> </table>	Limit	Read	Ant	Cable	Preamp	Aux	APos	TPos	Remark	Freq	Level	Line	Margin	Level	Factor	Loss	Factor	Factor	MHz	dBuV/m	dBuV/m	dB	dBuV	dB/m	dB	dB	cm	1	5350.10	40.75	54.00	-13.25	32.68	32.80	13.19	37.92	0.00	109	59	AVERAGE	<p>Site : 03CH20-HY Condition: AVG_54 3m HF_91200_02360_231030 HORIZONTAL : RBW:1000.000kHz VBW:0.750kHz SWT:Auto</p> <table border="1"> <thead> <tr> <th>Limit</th> <th>Read</th> <th>Ant</th> <th>Cable</th> <th>Preamp</th> <th>Aux</th> <th>APos</th> <th>TPos</th> <th>Remark</th> </tr> <tr> <th>Freq</th> <th>Level</th> <th>Line</th> <th>Margin</th> <th>Level</th> <th>Factor</th> <th>Loss</th> <th>Factor</th> <th>Factor</th> </tr> <tr> <th>MHz</th> <th>dBuV/m</th> <th>dBuV/m</th> <th>dB</th> <th>dBuV</th> <th>dB/m</th> <th>dB</th> <th>dB</th> <th>cm</th> </tr> </thead> <tbody> <tr> <td>1</td> <td>5320.00</td> <td>96.50</td> <td>-----</td> <td>-----</td> <td>88.40</td> <td>32.86</td> <td>13.14</td> <td>37.90</td> <td>0.00</td> <td>109</td> <td>59</td> <td>AVERAGE</td> </tr> </tbody> </table>	Limit	Read	Ant	Cable	Preamp	Aux	APos	TPos	Remark	Freq	Level	Line	Margin	Level	Factor	Loss	Factor	Factor	MHz	dBuV/m	dBuV/m	dB	dBuV	dB/m	dB	dB	cm	1	5320.00	96.50	-----	-----	88.40	32.86	13.14	37.90	0.00	109	59	AVERAGE
Limit	Read	Ant	Cable	Preamp	Aux	APos	TPos	Remark																																																																										
Freq	Level	Line	Margin	Level	Factor	Loss	Factor	Factor																																																																										
MHz	dBuV/m	dBuV/m	dB	dBuV	dB/m	dB	dB	cm																																																																										
1	5350.10	40.75	54.00	-13.25	32.68	32.80	13.19	37.92	0.00	109	59	AVERAGE																																																																						
Limit	Read	Ant	Cable	Preamp	Aux	APos	TPos	Remark																																																																										
Freq	Level	Line	Margin	Level	Factor	Loss	Factor	Factor																																																																										
MHz	dBuV/m	dBuV/m	dB	dBuV	dB/m	dB	dB	cm																																																																										
1	5320.00	96.50	-----	-----	88.40	32.86	13.14	37.90	0.00	109	59	AVERAGE																																																																						



Mode	12																																																																																	
	Band Edge																																																																																	
	U-NII-2A_5.25-5.35_802.11a_CH64_5320MHz																																																																																	
ANT	1																																																																																	
Pol.	Vertical	Fundamental																																																																																
Peak	<p>Site : 03CH20-HY Condition: PEAK_BE_74 3m HF_91200_02360_231030 VERTICAL : RBW:1000.000kHz VBW:3000.000kHz SWT:Auto</p> <table border="1"> <thead> <tr> <th>Limit</th> <th>Read</th> <th>Ant</th> <th>Cable</th> <th>Preamp</th> <th>Aux</th> <th>APos</th> <th>TPos</th> <th>Remark</th> </tr> <tr> <th>Freq</th> <th>Level</th> <th>Line</th> <th>Margin</th> <th>Level</th> <th>Factor</th> <th>Loss</th> <th>Factor</th> <th>Factor</th> </tr> <tr> <th>MHz</th> <th>dBuV/m</th> <th>dBuV/m</th> <th>dB</th> <th>dBuV</th> <th>dB/m</th> <th>dB</th> <th>dB</th> <th>cm</th> </tr> </thead> <tbody> <tr> <td>1</td> <td>5350.10</td> <td>48.03</td> <td>74.00</td> <td>-25.97</td> <td>39.96</td> <td>32.80</td> <td>13.19</td> <td>37.92</td> <td>0.00</td> <td>100</td> <td>201</td> <td>PEAK</td> </tr> </tbody> </table>	Limit	Read	Ant	Cable	Preamp	Aux	APos	TPos	Remark	Freq	Level	Line	Margin	Level	Factor	Loss	Factor	Factor	MHz	dBuV/m	dBuV/m	dB	dBuV	dB/m	dB	dB	cm	1	5350.10	48.03	74.00	-25.97	39.96	32.80	13.19	37.92	0.00	100	201	PEAK	<p>Site : 03CH20-HY Condition: PEAK(UNII) 3m HF_91200_02360_231030 VERTICAL : RBW:1000.000kHz VBW:3000.000kHz SWT:Auto</p> <table border="1"> <thead> <tr> <th>Limit</th> <th>Read</th> <th>Ant</th> <th>Cable</th> <th>Preamp</th> <th>Aux</th> <th>APos</th> <th>TPos</th> <th>Remark</th> </tr> <tr> <th>Freq</th> <th>Level</th> <th>Line</th> <th>Margin</th> <th>Level</th> <th>Factor</th> <th>Loss</th> <th>Factor</th> <th>Factor</th> </tr> <tr> <th>MHz</th> <th>dBuV/m</th> <th>dBuV/m</th> <th>dB</th> <th>dBuV</th> <th>dB/m</th> <th>dB</th> <th>dB</th> <th>cm</th> </tr> </thead> <tbody> <tr> <td>1</td> <td>5320.00</td> <td>99.56</td> <td>-----</td> <td>-----</td> <td>91.46</td> <td>32.86</td> <td>13.14</td> <td>37.90</td> <td>0.00</td> <td>100</td> <td>201</td> <td>PEAK</td> </tr> </tbody> </table>	Limit	Read	Ant	Cable	Preamp	Aux	APos	TPos	Remark	Freq	Level	Line	Margin	Level	Factor	Loss	Factor	Factor	MHz	dBuV/m	dBuV/m	dB	dBuV	dB/m	dB	dB	cm	1	5320.00	99.56	-----	-----	91.46	32.86	13.14	37.90	0.00	100	201	PEAK
	Limit	Read	Ant	Cable	Preamp	Aux	APos	TPos	Remark																																																																									
Freq	Level	Line	Margin	Level	Factor	Loss	Factor	Factor																																																																										
MHz	dBuV/m	dBuV/m	dB	dBuV	dB/m	dB	dB	cm																																																																										
1	5350.10	48.03	74.00	-25.97	39.96	32.80	13.19	37.92	0.00	100	201	PEAK																																																																						
Limit	Read	Ant	Cable	Preamp	Aux	APos	TPos	Remark																																																																										
Freq	Level	Line	Margin	Level	Factor	Loss	Factor	Factor																																																																										
MHz	dBuV/m	dBuV/m	dB	dBuV	dB/m	dB	dB	cm																																																																										
1	5320.00	99.56	-----	-----	91.46	32.86	13.14	37.90	0.00	100	201	PEAK																																																																						
Avg	<p>Site : 03CH20-HY Condition: AVG_BE_54 3m HF_91200_02360_231030 VERTICAL : RBW:1000.000kHz VBW:0.750kHz SWT:Auto</p> <table border="1"> <thead> <tr> <th>Limit</th> <th>Read</th> <th>Ant</th> <th>Cable</th> <th>Preamp</th> <th>Aux</th> <th>APos</th> <th>TPos</th> <th>Remark</th> </tr> <tr> <th>Freq</th> <th>Level</th> <th>Line</th> <th>Margin</th> <th>Level</th> <th>Factor</th> <th>Loss</th> <th>Factor</th> <th>Factor</th> </tr> <tr> <th>MHz</th> <th>dBuV/m</th> <th>dBuV/m</th> <th>dB</th> <th>dBuV</th> <th>dB/m</th> <th>dB</th> <th>dB</th> <th>cm</th> </tr> </thead> <tbody> <tr> <td>1</td> <td>5350.00</td> <td>38.43</td> <td>54.00</td> <td>-15.57</td> <td>30.36</td> <td>32.80</td> <td>13.19</td> <td>37.92</td> <td>0.00</td> <td>100</td> <td>201</td> <td>AVERAGE</td> </tr> </tbody> </table>	Limit	Read	Ant	Cable	Preamp	Aux	APos	TPos	Remark	Freq	Level	Line	Margin	Level	Factor	Loss	Factor	Factor	MHz	dBuV/m	dBuV/m	dB	dBuV	dB/m	dB	dB	cm	1	5350.00	38.43	54.00	-15.57	30.36	32.80	13.19	37.92	0.00	100	201	AVERAGE	<p>Site : 03CH20-HY Condition: AVG_54 3m HF_91200_02360_231030 VERTICAL : RBW:1000.000kHz VBW:0.750kHz SWT:Auto</p> <table border="1"> <thead> <tr> <th>Limit</th> <th>Read</th> <th>Ant</th> <th>Cable</th> <th>Preamp</th> <th>Aux</th> <th>APos</th> <th>TPos</th> <th>Remark</th> </tr> <tr> <th>Freq</th> <th>Level</th> <th>Line</th> <th>Margin</th> <th>Level</th> <th>Factor</th> <th>Loss</th> <th>Factor</th> <th>Factor</th> </tr> <tr> <th>MHz</th> <th>dBuV/m</th> <th>dBuV/m</th> <th>dB</th> <th>dBuV</th> <th>dB/m</th> <th>dB</th> <th>dB</th> <th>cm</th> </tr> </thead> <tbody> <tr> <td>1</td> <td>5320.00</td> <td>92.74</td> <td>-----</td> <td>-----</td> <td>84.64</td> <td>32.86</td> <td>13.14</td> <td>37.90</td> <td>0.00</td> <td>100</td> <td>201</td> <td>AVERAGE</td> </tr> </tbody> </table>	Limit	Read	Ant	Cable	Preamp	Aux	APos	TPos	Remark	Freq	Level	Line	Margin	Level	Factor	Loss	Factor	Factor	MHz	dBuV/m	dBuV/m	dB	dBuV	dB/m	dB	dB	cm	1	5320.00	92.74	-----	-----	84.64	32.86	13.14	37.90	0.00	100	201	AVERAGE
Limit	Read	Ant	Cable	Preamp	Aux	APos	TPos	Remark																																																																										
Freq	Level	Line	Margin	Level	Factor	Loss	Factor	Factor																																																																										
MHz	dBuV/m	dBuV/m	dB	dBuV	dB/m	dB	dB	cm																																																																										
1	5350.00	38.43	54.00	-15.57	30.36	32.80	13.19	37.92	0.00	100	201	AVERAGE																																																																						
Limit	Read	Ant	Cable	Preamp	Aux	APos	TPos	Remark																																																																										
Freq	Level	Line	Margin	Level	Factor	Loss	Factor	Factor																																																																										
MHz	dBuV/m	dBuV/m	dB	dBuV	dB/m	dB	dB	cm																																																																										
1	5320.00	92.74	-----	-----	84.64	32.86	13.14	37.90	0.00	100	201	AVERAGE																																																																						



Mode	12																																																																																																																																																													
	Harmonic																																																																																																																																																													
	U-NII-2A_5.25-5.35_802.11a_CH64_5320MHz																																																																																																																																																													
ANT	1																																																																																																																																																													
Pol.	Horizontal	Vertical																																																																																																																																																												
Peak Avg	<p>Site : 03CH20-HY Condition: PEAK(UNII) 3m HF_91200_02360_231030 HORIZONTAL</p> <table border="1"> <thead> <tr> <th>Peak</th> <th>Freq</th> <th>Level</th> <th>Limit</th> <th>Line Margin</th> <th>Read</th> <th>Ant</th> <th>Cable</th> <th>Preamp</th> <th>Aux</th> <th>APos</th> <th>TPos</th> <th>Remark</th> </tr> <tr> <th>1</th> <th>MHz</th> <th>dBuV/m</th> <th>dBuV/m</th> <th>dB</th> <th>dBuV</th> <th>dB/m</th> <th>dB</th> <th>dB</th> <th>dB</th> <th>cm</th> <th>deg</th> <th></th> </tr> </thead> <tbody> <tr> <td>1</td> <td>10640.00</td> <td>51.85</td> <td>74.00</td> <td>-22.15</td> <td>35.30</td> <td>38.98</td> <td>18.70</td> <td>41.63</td> <td>0.50</td> <td>154</td> <td>87</td> <td>PEAK</td> </tr> <tr> <td>2</td> <td>10640.00</td> <td>42.33</td> <td>54.00</td> <td>-11.67</td> <td>25.78</td> <td>38.98</td> <td>18.70</td> <td>41.63</td> <td>0.50</td> <td>154</td> <td>87</td> <td>Average</td> </tr> <tr> <td>3</td> <td>15960.00</td> <td>53.02</td> <td>74.00</td> <td>-20.98</td> <td>35.68</td> <td>38.02</td> <td>23.17</td> <td>44.31</td> <td>0.46</td> <td>334</td> <td>224</td> <td>PEAK</td> </tr> <tr> <td>4</td> <td>15960.00</td> <td>43.21</td> <td>54.00</td> <td>-10.79</td> <td>25.87</td> <td>38.02</td> <td>23.17</td> <td>44.31</td> <td>0.46</td> <td>334</td> <td>224</td> <td>Average</td> </tr> </tbody> </table>	Peak	Freq	Level	Limit	Line Margin	Read	Ant	Cable	Preamp	Aux	APos	TPos	Remark	1	MHz	dBuV/m	dBuV/m	dB	dBuV	dB/m	dB	dB	dB	cm	deg		1	10640.00	51.85	74.00	-22.15	35.30	38.98	18.70	41.63	0.50	154	87	PEAK	2	10640.00	42.33	54.00	-11.67	25.78	38.98	18.70	41.63	0.50	154	87	Average	3	15960.00	53.02	74.00	-20.98	35.68	38.02	23.17	44.31	0.46	334	224	PEAK	4	15960.00	43.21	54.00	-10.79	25.87	38.02	23.17	44.31	0.46	334	224	Average	<p>Site : 03CH20-HY Condition: PEAK(UNII) 3m HF_91200_02360_231030 VERTICAL</p> <table border="1"> <thead> <tr> <th>Peak</th> <th>Freq</th> <th>Level</th> <th>Limit</th> <th>Line Margin</th> <th>Read</th> <th>Ant</th> <th>Cable</th> <th>Preamp</th> <th>Aux</th> <th>APos</th> <th>TPos</th> <th>Remark</th> </tr> <tr> <th>1</th> <th>MHz</th> <th>dBuV/m</th> <th>dBuV/m</th> <th>dB</th> <th>dBuV</th> <th>dB/m</th> <th>dB</th> <th>dB</th> <th>dB</th> <th>cm</th> <th>deg</th> <th></th> </tr> </thead> <tbody> <tr> <td>1</td> <td>10640.00</td> <td>51.28</td> <td>74.00</td> <td>-22.72</td> <td>34.73</td> <td>38.98</td> <td>18.70</td> <td>41.63</td> <td>0.50</td> <td>154</td> <td>14</td> <td>PEAK</td> </tr> <tr> <td>2</td> <td>10640.00</td> <td>42.33</td> <td>54.00</td> <td>-11.67</td> <td>25.78</td> <td>38.98</td> <td>18.70</td> <td>41.63</td> <td>0.50</td> <td>154</td> <td>14</td> <td>Average</td> </tr> <tr> <td>3</td> <td>15960.00</td> <td>52.42</td> <td>74.00</td> <td>-21.58</td> <td>35.08</td> <td>38.02</td> <td>23.17</td> <td>44.31</td> <td>0.46</td> <td>125</td> <td>48</td> <td>PEAK</td> </tr> <tr> <td>4</td> <td>15960.00</td> <td>43.32</td> <td>54.00</td> <td>-10.68</td> <td>25.98</td> <td>38.02</td> <td>23.17</td> <td>44.31</td> <td>0.46</td> <td>125</td> <td>48</td> <td>Average</td> </tr> </tbody> </table>	Peak	Freq	Level	Limit	Line Margin	Read	Ant	Cable	Preamp	Aux	APos	TPos	Remark	1	MHz	dBuV/m	dBuV/m	dB	dBuV	dB/m	dB	dB	dB	cm	deg		1	10640.00	51.28	74.00	-22.72	34.73	38.98	18.70	41.63	0.50	154	14	PEAK	2	10640.00	42.33	54.00	-11.67	25.78	38.98	18.70	41.63	0.50	154	14	Average	3	15960.00	52.42	74.00	-21.58	35.08	38.02	23.17	44.31	0.46	125	48	PEAK	4	15960.00	43.32	54.00	-10.68	25.98	38.02	23.17	44.31	0.46	125	48	Average
	Peak	Freq	Level	Limit	Line Margin	Read	Ant	Cable	Preamp	Aux	APos	TPos	Remark																																																																																																																																																	
1	MHz	dBuV/m	dBuV/m	dB	dBuV	dB/m	dB	dB	dB	cm	deg																																																																																																																																																			
1	10640.00	51.85	74.00	-22.15	35.30	38.98	18.70	41.63	0.50	154	87	PEAK																																																																																																																																																		
2	10640.00	42.33	54.00	-11.67	25.78	38.98	18.70	41.63	0.50	154	87	Average																																																																																																																																																		
3	15960.00	53.02	74.00	-20.98	35.68	38.02	23.17	44.31	0.46	334	224	PEAK																																																																																																																																																		
4	15960.00	43.21	54.00	-10.79	25.87	38.02	23.17	44.31	0.46	334	224	Average																																																																																																																																																		
Peak	Freq	Level	Limit	Line Margin	Read	Ant	Cable	Preamp	Aux	APos	TPos	Remark																																																																																																																																																		
1	MHz	dBuV/m	dBuV/m	dB	dBuV	dB/m	dB	dB	dB	cm	deg																																																																																																																																																			
1	10640.00	51.28	74.00	-22.72	34.73	38.98	18.70	41.63	0.50	154	14	PEAK																																																																																																																																																		
2	10640.00	42.33	54.00	-11.67	25.78	38.98	18.70	41.63	0.50	154	14	Average																																																																																																																																																		
3	15960.00	52.42	74.00	-21.58	35.08	38.02	23.17	44.31	0.46	125	48	PEAK																																																																																																																																																		
4	15960.00	43.32	54.00	-10.68	25.98	38.02	23.17	44.31	0.46	125	48	Average																																																																																																																																																		



	12	
Mode	Harmonic	
	U-NII-2A_5.25-5.35_802.11a_CH64_5320MHz	
ANT	1	
Pol.	Horizontal	Vertical
14.47G ~14.5G Avg	<p>Site : 03CH20-HY Condition: AVG_54 3m HF_91200_02360_231030 HORIZONTAL</p>	<p>Site : 03CH20-HY Condition: AVG_54 3m HF_91200_02360_231030 VERTICAL</p>
17.7G ~18G Avg	<p>Site : 03CH20-HY Condition: AVG_54 3m HF_91200_02360_231030 HORIZONTAL</p>	<p>Site : 03CH20-HY Condition: AVG_54 3m HF_91200_02360_231030 VERTICAL</p>

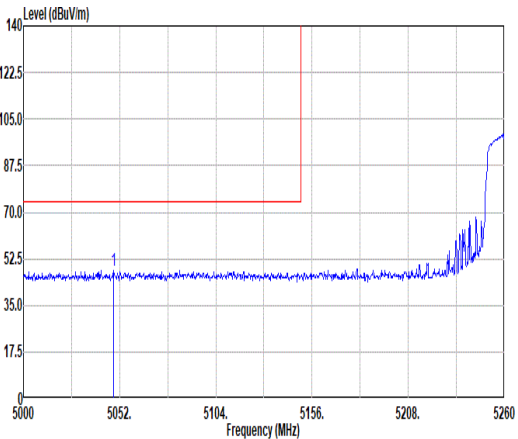
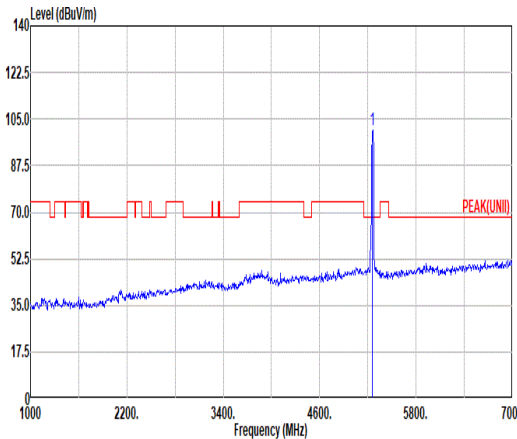
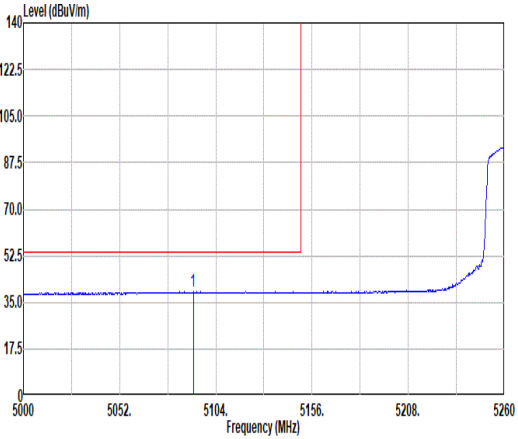
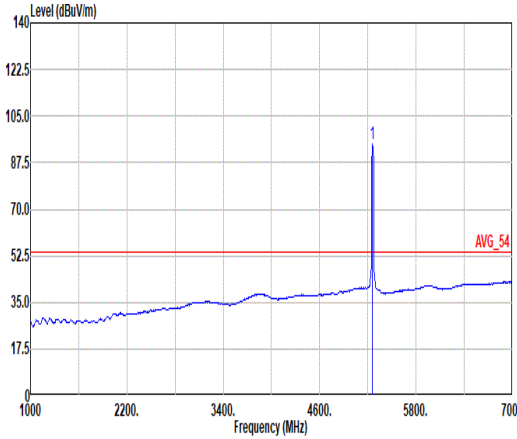


Mode	13																																																																																			
	Band Edge - L																																																																																			
	U-NII-2A_5.25-5.35_802.11n HT20_CH52_5260MHz																																																																																			
ANT	1																																																																																			
Pol.	Horizontal	Fundamental																																																																																		
Peak	<p>Site : 03CH20-HY Condition: PEAK_BE_74 3m HF_91200_02360_231030 HORIZONTAL : RBW:1000.000kHz VBW:3000.000kHz SWT:Auto</p> <table border="1"> <thead> <tr> <th>Limit</th> <th>Read</th> <th>Ant</th> <th>Cable</th> <th>Preamp</th> <th>Aux</th> <th>APos</th> <th>TPos</th> <th>Remark</th> </tr> <tr> <th>Freq</th> <th>Level</th> <th>Line</th> <th>Margin</th> <th>Level</th> <th>Factor</th> <th>Loss</th> <th>Factor</th> <th>Factor</th> </tr> <tr> <th>MHz</th> <th>dBuV/m</th> <th>dBuV/m</th> <th>dB</th> <th>dBuV</th> <th>dB/m</th> <th>dB</th> <th>dB</th> <th>cm</th> <th>deg</th> </tr> </thead> <tbody> <tr> <td>1</td> <td>5131.30</td> <td>48.65</td> <td>74.00</td> <td>-25.35</td> <td>40.55</td> <td>32.97</td> <td>12.89</td> <td>37.76</td> <td>0.00</td> <td>100</td> <td>58</td> <td>PEAK</td> </tr> </tbody> </table>	Limit	Read	Ant	Cable	Preamp	Aux	APos	TPos	Remark	Freq	Level	Line	Margin	Level	Factor	Loss	Factor	Factor	MHz	dBuV/m	dBuV/m	dB	dBuV	dB/m	dB	dB	cm	deg	1	5131.30	48.65	74.00	-25.35	40.55	32.97	12.89	37.76	0.00	100	58	PEAK	<p>Site : 03CH20-HY Condition: PEAK(UNII) 3m HF_91200_02360_231030 HORIZONTAL : RBW:1000.000kHz VBW:3000.000kHz SWT:Auto</p> <table border="1"> <thead> <tr> <th>Limit</th> <th>Read</th> <th>Ant</th> <th>Cable</th> <th>Preamp</th> <th>Aux</th> <th>APos</th> <th>TPos</th> <th>Remark</th> </tr> <tr> <th>Freq</th> <th>Level</th> <th>Line</th> <th>Margin</th> <th>Level</th> <th>Factor</th> <th>Loss</th> <th>Factor</th> <th>Factor</th> </tr> <tr> <th>MHz</th> <th>dBuV/m</th> <th>dBuV/m</th> <th>dB</th> <th>dBuV</th> <th>dB/m</th> <th>dB</th> <th>dB</th> <th>cm</th> <th>deg</th> </tr> </thead> <tbody> <tr> <td>1</td> <td>5260.00</td> <td>103.28</td> <td>-----</td> <td>-----</td> <td>95.11</td> <td>32.98</td> <td>13.05</td> <td>37.86</td> <td>0.00</td> <td>100</td> <td>58</td> <td>PEAK</td> </tr> </tbody> </table>	Limit	Read	Ant	Cable	Preamp	Aux	APos	TPos	Remark	Freq	Level	Line	Margin	Level	Factor	Loss	Factor	Factor	MHz	dBuV/m	dBuV/m	dB	dBuV	dB/m	dB	dB	cm	deg	1	5260.00	103.28	-----	-----	95.11	32.98	13.05	37.86	0.00	100	58	PEAK
	Limit	Read	Ant	Cable	Preamp	Aux	APos	TPos	Remark																																																																											
Freq	Level	Line	Margin	Level	Factor	Loss	Factor	Factor																																																																												
MHz	dBuV/m	dBuV/m	dB	dBuV	dB/m	dB	dB	cm	deg																																																																											
1	5131.30	48.65	74.00	-25.35	40.55	32.97	12.89	37.76	0.00	100	58	PEAK																																																																								
Limit	Read	Ant	Cable	Preamp	Aux	APos	TPos	Remark																																																																												
Freq	Level	Line	Margin	Level	Factor	Loss	Factor	Factor																																																																												
MHz	dBuV/m	dBuV/m	dB	dBuV	dB/m	dB	dB	cm	deg																																																																											
1	5260.00	103.28	-----	-----	95.11	32.98	13.05	37.86	0.00	100	58	PEAK																																																																								
Avg	<p>Site : 03CH20-HY Condition: AVG_BE_54 3m HF_91200_02360_231030 HORIZONTAL : RBW:1000.000kHz VBW:0.820kHz SWT:Auto</p> <table border="1"> <thead> <tr> <th>Limit</th> <th>Read</th> <th>Ant</th> <th>Cable</th> <th>Preamp</th> <th>Aux</th> <th>APos</th> <th>TPos</th> <th>Remark</th> </tr> <tr> <th>Freq</th> <th>Level</th> <th>Line</th> <th>Margin</th> <th>Level</th> <th>Factor</th> <th>Loss</th> <th>Factor</th> <th>Factor</th> </tr> <tr> <th>MHz</th> <th>dBuV/m</th> <th>dBuV/m</th> <th>dB</th> <th>dBuV</th> <th>dB/m</th> <th>dB</th> <th>dB</th> <th>cm</th> <th>deg</th> </tr> </thead> <tbody> <tr> <td>1</td> <td>5076.70</td> <td>38.83</td> <td>54.00</td> <td>-15.17</td> <td>30.62</td> <td>33.10</td> <td>12.84</td> <td>37.73</td> <td>0.00</td> <td>100</td> <td>58</td> <td>AVERAGE</td> </tr> </tbody> </table>	Limit	Read	Ant	Cable	Preamp	Aux	APos	TPos	Remark	Freq	Level	Line	Margin	Level	Factor	Loss	Factor	Factor	MHz	dBuV/m	dBuV/m	dB	dBuV	dB/m	dB	dB	cm	deg	1	5076.70	38.83	54.00	-15.17	30.62	33.10	12.84	37.73	0.00	100	58	AVERAGE	<p>Site : 03CH20-HY Condition: AVG_54 3m HF_91200_02360_231030 HORIZONTAL : RBW:1000.000kHz VBW:0.820kHz SWT:Auto</p> <table border="1"> <thead> <tr> <th>Limit</th> <th>Read</th> <th>Ant</th> <th>Cable</th> <th>Preamp</th> <th>Aux</th> <th>APos</th> <th>TPos</th> <th>Remark</th> </tr> <tr> <th>Freq</th> <th>Level</th> <th>Line</th> <th>Margin</th> <th>Level</th> <th>Factor</th> <th>Loss</th> <th>Factor</th> <th>Factor</th> </tr> <tr> <th>MHz</th> <th>dBuV/m</th> <th>dBuV/m</th> <th>dB</th> <th>dBuV</th> <th>dB/m</th> <th>dB</th> <th>dB</th> <th>cm</th> <th>deg</th> </tr> </thead> <tbody> <tr> <td>1</td> <td>5260.00</td> <td>97.00</td> <td>-----</td> <td>-----</td> <td>88.83</td> <td>32.98</td> <td>13.05</td> <td>37.86</td> <td>0.00</td> <td>100</td> <td>58</td> <td>AVERAGE</td> </tr> </tbody> </table>	Limit	Read	Ant	Cable	Preamp	Aux	APos	TPos	Remark	Freq	Level	Line	Margin	Level	Factor	Loss	Factor	Factor	MHz	dBuV/m	dBuV/m	dB	dBuV	dB/m	dB	dB	cm	deg	1	5260.00	97.00	-----	-----	88.83	32.98	13.05	37.86	0.00	100	58	AVERAGE
Limit	Read	Ant	Cable	Preamp	Aux	APos	TPos	Remark																																																																												
Freq	Level	Line	Margin	Level	Factor	Loss	Factor	Factor																																																																												
MHz	dBuV/m	dBuV/m	dB	dBuV	dB/m	dB	dB	cm	deg																																																																											
1	5076.70	38.83	54.00	-15.17	30.62	33.10	12.84	37.73	0.00	100	58	AVERAGE																																																																								
Limit	Read	Ant	Cable	Preamp	Aux	APos	TPos	Remark																																																																												
Freq	Level	Line	Margin	Level	Factor	Loss	Factor	Factor																																																																												
MHz	dBuV/m	dBuV/m	dB	dBuV	dB/m	dB	dB	cm	deg																																																																											
1	5260.00	97.00	-----	-----	88.83	32.98	13.05	37.86	0.00	100	58	AVERAGE																																																																								



Mode	13																																								
	Band Edge - R																																								
	U-NII-2A_5.25-5.35_802.11n HT20_CH52_5260MHz																																								
ANT	1																																								
Pol.	Horizontal	Fundamental																																							
Peak	<p>Site : 03CH20-HY Condition: PEAK_BE_74 3m HF_91200_02360_231030 HORIZONTAL : RBW:1000.000kHz VBW:3000.000kHz SMT:Auto</p> <table border="1"> <thead> <tr> <th>Limit</th> <th>Read</th> <th>Ant</th> <th>Cable</th> <th>Preamp</th> <th>Aux</th> <th>APos</th> <th>TPos</th> <th>Remark</th> </tr> <tr> <th>Freq</th> <th>Level</th> <th>Line</th> <th>Margin</th> <th>Level</th> <th>Factor</th> <th>Loss</th> <th>Factor</th> <th>Factor</th> </tr> <tr> <th>MHz</th> <th>dBuV/m</th> <th>dBuV/m</th> <th>dB</th> <th>dBuV</th> <th>dB/m</th> <th>dB</th> <th>dB</th> <th>cm</th> <th>deg</th> </tr> </thead> <tbody> <tr> <td>1 5435.80</td> <td>48.74</td> <td>74.00</td> <td>-25.26</td> <td>40.65</td> <td>32.77</td> <td>13.30</td> <td>37.98</td> <td>0.00</td> <td>100</td> <td>58 PEAK</td> </tr> </tbody> </table>	Limit	Read	Ant	Cable	Preamp	Aux	APos	TPos	Remark	Freq	Level	Line	Margin	Level	Factor	Loss	Factor	Factor	MHz	dBuV/m	dBuV/m	dB	dBuV	dB/m	dB	dB	cm	deg	1 5435.80	48.74	74.00	-25.26	40.65	32.77	13.30	37.98	0.00	100	58 PEAK	Blank
Limit	Read	Ant	Cable	Preamp	Aux	APos	TPos	Remark																																	
Freq	Level	Line	Margin	Level	Factor	Loss	Factor	Factor																																	
MHz	dBuV/m	dBuV/m	dB	dBuV	dB/m	dB	dB	cm	deg																																
1 5435.80	48.74	74.00	-25.26	40.65	32.77	13.30	37.98	0.00	100	58 PEAK																															
Avg	<p>Site : 03CH20-HY Condition: AVG_BE_54 3m HF_91200_02360_231030 HORIZONTAL : RBW:1000.000kHz VBW:0.820kHz SMT:Auto</p> <table border="1"> <thead> <tr> <th>Limit</th> <th>Read</th> <th>Ant</th> <th>Cable</th> <th>Preamp</th> <th>Aux</th> <th>APos</th> <th>TPos</th> <th>Remark</th> </tr> <tr> <th>Freq</th> <th>Level</th> <th>Line</th> <th>Margin</th> <th>Level</th> <th>Factor</th> <th>Loss</th> <th>Factor</th> <th>Factor</th> </tr> <tr> <th>MHz</th> <th>dBuV/m</th> <th>dBuV/m</th> <th>dB</th> <th>dBuV</th> <th>dB/m</th> <th>dB</th> <th>dB</th> <th>cm</th> <th>deg</th> </tr> </thead> <tbody> <tr> <td>1 5350.00</td> <td>40.17</td> <td>54.00</td> <td>-13.83</td> <td>32.10</td> <td>32.00</td> <td>13.19</td> <td>37.92</td> <td>0.00</td> <td>100</td> <td>58 AVERAGE</td> </tr> </tbody> </table>	Limit	Read	Ant	Cable	Preamp	Aux	APos	TPos	Remark	Freq	Level	Line	Margin	Level	Factor	Loss	Factor	Factor	MHz	dBuV/m	dBuV/m	dB	dBuV	dB/m	dB	dB	cm	deg	1 5350.00	40.17	54.00	-13.83	32.10	32.00	13.19	37.92	0.00	100	58 AVERAGE	Blank
Limit	Read	Ant	Cable	Preamp	Aux	APos	TPos	Remark																																	
Freq	Level	Line	Margin	Level	Factor	Loss	Factor	Factor																																	
MHz	dBuV/m	dBuV/m	dB	dBuV	dB/m	dB	dB	cm	deg																																
1 5350.00	40.17	54.00	-13.83	32.10	32.00	13.19	37.92	0.00	100	58 AVERAGE																															



Mode	13																																																																																			
	Band Edge - L																																																																																			
	U-NII-2A_5.25-5.35_802.11n HT20_CH52_5260MHz																																																																																			
ANT	1																																																																																			
Pol.	Vertical	Fundamental																																																																																		
Peak	 <p>Level (dBuV/m)</p> <p>Frequency (MHz)</p> <p>Site : 03CH20-HY Condition: PEAK_BE_74 3m HF_91200_02360_231030 VERTICAL : RBW:1000.000kHz VBW:3000.000kHz SWT:Auto</p> <table border="1"> <thead> <tr> <th>Limit</th> <th>Read</th> <th>Ant</th> <th>Cable</th> <th>Preamp</th> <th>Aux</th> <th>APos</th> <th>TPos</th> <th>Remark</th> </tr> <tr> <th>Freq</th> <th>Level</th> <th>Line Margin</th> <th>Level Factor</th> <th>Loss Factor</th> <th>Factor</th> <th>Factor</th> <th>Factor</th> <th></th> </tr> <tr> <th>MHz</th> <th>dBuV/m</th> <th>dBuV/m</th> <th>dB</th> <th>dBuV</th> <th>dB/m</th> <th>dB</th> <th>dB</th> <th>cm</th> <th>deg</th> </tr> </thead> <tbody> <tr> <td>1</td> <td>5048.62</td> <td>48.31</td> <td>74.00</td> <td>-25.69</td> <td>40.10</td> <td>33.10</td> <td>12.82</td> <td>37.71</td> <td>0.00</td> <td>104</td> <td>156</td> <td>PEAK</td> </tr> </tbody> </table>	Limit	Read	Ant	Cable	Preamp	Aux	APos	TPos	Remark	Freq	Level	Line Margin	Level Factor	Loss Factor	Factor	Factor	Factor		MHz	dBuV/m	dBuV/m	dB	dBuV	dB/m	dB	dB	cm	deg	1	5048.62	48.31	74.00	-25.69	40.10	33.10	12.82	37.71	0.00	104	156	PEAK	 <p>Level (dBuV/m)</p> <p>Frequency (MHz)</p> <p>Site : 03CH20-HY Condition: PEAK(UNII) 3m HF_91200_02360_231030 VERTICAL : RBW:1000.000kHz VBW:3000.000kHz SWT:Auto</p> <table border="1"> <thead> <tr> <th>Limit</th> <th>Read</th> <th>Ant</th> <th>Cable</th> <th>Preamp</th> <th>Aux</th> <th>APos</th> <th>TPos</th> <th>Remark</th> </tr> <tr> <th>Freq</th> <th>Level</th> <th>Line Margin</th> <th>Level Factor</th> <th>Loss Factor</th> <th>Factor</th> <th>Factor</th> <th>Factor</th> <th></th> </tr> <tr> <th>MHz</th> <th>dBuV/m</th> <th>dBuV/m</th> <th>dB</th> <th>dBuV</th> <th>dB/m</th> <th>dB</th> <th>dB</th> <th>cm</th> <th>deg</th> </tr> </thead> <tbody> <tr> <td>1</td> <td>5260.00</td> <td>101.08</td> <td>-----</td> <td>-----</td> <td>92.91</td> <td>32.97</td> <td>13.06</td> <td>37.86</td> <td>0.00</td> <td>104</td> <td>156</td> <td>PEAK</td> </tr> </tbody> </table>	Limit	Read	Ant	Cable	Preamp	Aux	APos	TPos	Remark	Freq	Level	Line Margin	Level Factor	Loss Factor	Factor	Factor	Factor		MHz	dBuV/m	dBuV/m	dB	dBuV	dB/m	dB	dB	cm	deg	1	5260.00	101.08	-----	-----	92.91	32.97	13.06	37.86	0.00	104	156	PEAK
	Limit	Read	Ant	Cable	Preamp	Aux	APos	TPos	Remark																																																																											
Freq	Level	Line Margin	Level Factor	Loss Factor	Factor	Factor	Factor																																																																													
MHz	dBuV/m	dBuV/m	dB	dBuV	dB/m	dB	dB	cm	deg																																																																											
1	5048.62	48.31	74.00	-25.69	40.10	33.10	12.82	37.71	0.00	104	156	PEAK																																																																								
Limit	Read	Ant	Cable	Preamp	Aux	APos	TPos	Remark																																																																												
Freq	Level	Line Margin	Level Factor	Loss Factor	Factor	Factor	Factor																																																																													
MHz	dBuV/m	dBuV/m	dB	dBuV	dB/m	dB	dB	cm	deg																																																																											
1	5260.00	101.08	-----	-----	92.91	32.97	13.06	37.86	0.00	104	156	PEAK																																																																								
Avg	 <p>Level (dBuV/m)</p> <p>Frequency (MHz)</p> <p>Site : 03CH20-HY Condition: AVG_BE_54 3m HF_91200_02360_231030 VERTICAL : RBW:1000.000kHz VBW:0.820kHz SWT:Auto</p> <table border="1"> <thead> <tr> <th>Limit</th> <th>Read</th> <th>Ant</th> <th>Cable</th> <th>Preamp</th> <th>Aux</th> <th>APos</th> <th>TPos</th> <th>Remark</th> </tr> <tr> <th>Freq</th> <th>Level</th> <th>Line Margin</th> <th>Level Factor</th> <th>Loss Factor</th> <th>Factor</th> <th>Factor</th> <th>Factor</th> <th></th> </tr> <tr> <th>MHz</th> <th>dBuV/m</th> <th>dBuV/m</th> <th>dB</th> <th>dBuV</th> <th>dB/m</th> <th>dB</th> <th>dB</th> <th>cm</th> <th>deg</th> </tr> </thead> <tbody> <tr> <td>1</td> <td>5091.70</td> <td>39.11</td> <td>54.00</td> <td>-14.89</td> <td>30.09</td> <td>33.10</td> <td>12.86</td> <td>37.74</td> <td>0.00</td> <td>104</td> <td>156</td> <td>AVERAGE</td> </tr> </tbody> </table>	Limit	Read	Ant	Cable	Preamp	Aux	APos	TPos	Remark	Freq	Level	Line Margin	Level Factor	Loss Factor	Factor	Factor	Factor		MHz	dBuV/m	dBuV/m	dB	dBuV	dB/m	dB	dB	cm	deg	1	5091.70	39.11	54.00	-14.89	30.09	33.10	12.86	37.74	0.00	104	156	AVERAGE	 <p>Level (dBuV/m)</p> <p>Frequency (MHz)</p> <p>Site : 03CH20-HY Condition: AVG_54 3m HF_91200_02360_231030 VERTICAL : RBW:1000.000kHz VBW:0.820kHz SWT:Auto</p> <table border="1"> <thead> <tr> <th>Limit</th> <th>Read</th> <th>Ant</th> <th>Cable</th> <th>Preamp</th> <th>Aux</th> <th>APos</th> <th>TPos</th> <th>Remark</th> </tr> <tr> <th>Freq</th> <th>Level</th> <th>Line Margin</th> <th>Level Factor</th> <th>Loss Factor</th> <th>Factor</th> <th>Factor</th> <th>Factor</th> <th></th> </tr> <tr> <th>MHz</th> <th>dBuV/m</th> <th>dBuV/m</th> <th>dB</th> <th>dBuV</th> <th>dB/m</th> <th>dB</th> <th>dB</th> <th>cm</th> <th>deg</th> </tr> </thead> <tbody> <tr> <td>1</td> <td>5260.00</td> <td>94.56</td> <td>-----</td> <td>-----</td> <td>86.39</td> <td>32.98</td> <td>13.05</td> <td>37.86</td> <td>0.00</td> <td>104</td> <td>156</td> <td>AVERAGE</td> </tr> </tbody> </table>	Limit	Read	Ant	Cable	Preamp	Aux	APos	TPos	Remark	Freq	Level	Line Margin	Level Factor	Loss Factor	Factor	Factor	Factor		MHz	dBuV/m	dBuV/m	dB	dBuV	dB/m	dB	dB	cm	deg	1	5260.00	94.56	-----	-----	86.39	32.98	13.05	37.86	0.00	104	156	AVERAGE
Limit	Read	Ant	Cable	Preamp	Aux	APos	TPos	Remark																																																																												
Freq	Level	Line Margin	Level Factor	Loss Factor	Factor	Factor	Factor																																																																													
MHz	dBuV/m	dBuV/m	dB	dBuV	dB/m	dB	dB	cm	deg																																																																											
1	5091.70	39.11	54.00	-14.89	30.09	33.10	12.86	37.74	0.00	104	156	AVERAGE																																																																								
Limit	Read	Ant	Cable	Preamp	Aux	APos	TPos	Remark																																																																												
Freq	Level	Line Margin	Level Factor	Loss Factor	Factor	Factor	Factor																																																																													
MHz	dBuV/m	dBuV/m	dB	dBuV	dB/m	dB	dB	cm	deg																																																																											
1	5260.00	94.56	-----	-----	86.39	32.98	13.05	37.86	0.00	104	156	AVERAGE																																																																								



Mode	13																																							
	Band Edge - R																																							
	U-NII-2A_5.25-5.35_802.11n HT20_CH52_5260MHz																																							
ANT	1																																							
Pol.	Vertical	Fundamental																																						
Peak	<p>Site : 03CH20-HY Condition: PEAK_BE_74 3m HF_91200_02360_231030 VERTICAL : RBW:1000.000kHz VBW:3000.000kHz SMT:Auto</p> <table border="1"> <thead> <tr> <th>Limit</th> <th>Read</th> <th>Ant</th> <th>Cable</th> <th>Preamp</th> <th>Aux</th> <th>APos</th> <th>TPos</th> <th>Remark</th> </tr> <tr> <th>Freq</th> <th>Level</th> <th>Line</th> <th>Margin</th> <th>Level</th> <th>Factor</th> <th>Loss</th> <th>Factor</th> <th>Factor</th> </tr> <tr> <th>MHz</th> <th>dBuV/m</th> <th>dBuV/m</th> <th>dB</th> <th>dBuV</th> <th>dB/m</th> <th>dB</th> <th>dB</th> <th>cm</th> <th>deg</th> </tr> </thead> <tbody> <tr> <td>1 5457.80</td> <td>47.15</td> <td>74.00</td> <td>-26.85</td> <td>39.02</td> <td>32.80</td> <td>13.33</td> <td>38.00</td> <td>0.00</td> <td>104 156 PEAK</td> </tr> </tbody> </table>	Limit	Read	Ant	Cable	Preamp	Aux	APos	TPos	Remark	Freq	Level	Line	Margin	Level	Factor	Loss	Factor	Factor	MHz	dBuV/m	dBuV/m	dB	dBuV	dB/m	dB	dB	cm	deg	1 5457.80	47.15	74.00	-26.85	39.02	32.80	13.33	38.00	0.00	104 156 PEAK	Blank
Limit	Read	Ant	Cable	Preamp	Aux	APos	TPos	Remark																																
Freq	Level	Line	Margin	Level	Factor	Loss	Factor	Factor																																
MHz	dBuV/m	dBuV/m	dB	dBuV	dB/m	dB	dB	cm	deg																															
1 5457.80	47.15	74.00	-26.85	39.02	32.80	13.33	38.00	0.00	104 156 PEAK																															
Avg	<p>Site : 03CH20-HY Condition: AVG_BE_54 3m HF_91200_02360_231030 VERTICAL : RBW:1000.000kHz VBW:0.820kHz SMT:Auto</p> <table border="1"> <thead> <tr> <th>Limit</th> <th>Read</th> <th>Ant</th> <th>Cable</th> <th>Preamp</th> <th>Aux</th> <th>APos</th> <th>TPos</th> <th>Remark</th> </tr> <tr> <th>Freq</th> <th>Level</th> <th>Line</th> <th>Margin</th> <th>Level</th> <th>Factor</th> <th>Loss</th> <th>Factor</th> <th>Factor</th> </tr> <tr> <th>MHz</th> <th>dBuV/m</th> <th>dBuV/m</th> <th>dB</th> <th>dBuV</th> <th>dB/m</th> <th>dB</th> <th>dB</th> <th>cm</th> <th>deg</th> </tr> </thead> <tbody> <tr> <td>1 5350.60</td> <td>38.02</td> <td>54.00</td> <td>-15.98</td> <td>29.95</td> <td>32.80</td> <td>13.19</td> <td>37.92</td> <td>0.00</td> <td>104 156 AVERAGE</td> </tr> </tbody> </table>	Limit	Read	Ant	Cable	Preamp	Aux	APos	TPos	Remark	Freq	Level	Line	Margin	Level	Factor	Loss	Factor	Factor	MHz	dBuV/m	dBuV/m	dB	dBuV	dB/m	dB	dB	cm	deg	1 5350.60	38.02	54.00	-15.98	29.95	32.80	13.19	37.92	0.00	104 156 AVERAGE	Blank
Limit	Read	Ant	Cable	Preamp	Aux	APos	TPos	Remark																																
Freq	Level	Line	Margin	Level	Factor	Loss	Factor	Factor																																
MHz	dBuV/m	dBuV/m	dB	dBuV	dB/m	dB	dB	cm	deg																															
1 5350.60	38.02	54.00	-15.98	29.95	32.80	13.19	37.92	0.00	104 156 AVERAGE																															



Mode	13																																																																																																																																			
	Harmonic																																																																																																																																			
	U-NII-2A_5.25-5.35_802.11n HT20_CH52_5260MHz																																																																																																																																			
ANT	1																																																																																																																																			
Pol.	Horizontal	Vertical																																																																																																																																		
Peak Avg	<p>Site : 03CH20-HY Condition: PEAK(UNII) 3m HF_91200_02360_231030 HORIZONTAL</p> <table border="1"> <thead> <tr> <th>Peak</th> <th>Freq</th> <th>Level</th> <th>Limit</th> <th>Line Margin</th> <th>Read</th> <th>Ant</th> <th>Cable</th> <th>Preamp</th> <th>Aux</th> <th>APos</th> <th>TPos</th> <th>Remark</th> </tr> <tr> <th></th> <th>MHz</th> <th>dBuV/m</th> <th>dBuV/m</th> <th>dB</th> <th>dBuV</th> <th>dB/m</th> <th>dB</th> <th>dB</th> <th>dB</th> <th>cm</th> <th>deg</th> <th></th> </tr> </thead> <tbody> <tr> <td>1</td> <td>10520.00</td> <td>51.43</td> <td>68.20</td> <td>-16.77</td> <td>35.21</td> <td>38.64</td> <td>18.59</td> <td>41.52</td> <td>0.51</td> <td>--</td> <td>--</td> <td>PEAK</td> </tr> <tr> <td>2</td> <td>15780.00</td> <td>52.01</td> <td>74.00</td> <td>-21.99</td> <td>35.04</td> <td>37.98</td> <td>23.02</td> <td>44.49</td> <td>0.46</td> <td>334</td> <td>284</td> <td>PEAK</td> </tr> <tr> <td>3</td> <td>15780.00</td> <td>42.86</td> <td>54.00</td> <td>-11.14</td> <td>25.89</td> <td>37.98</td> <td>23.02</td> <td>44.49</td> <td>0.46</td> <td>334</td> <td>284</td> <td>Average</td> </tr> </tbody> </table>	Peak	Freq	Level	Limit	Line Margin	Read	Ant	Cable	Preamp	Aux	APos	TPos	Remark		MHz	dBuV/m	dBuV/m	dB	dBuV	dB/m	dB	dB	dB	cm	deg		1	10520.00	51.43	68.20	-16.77	35.21	38.64	18.59	41.52	0.51	--	--	PEAK	2	15780.00	52.01	74.00	-21.99	35.04	37.98	23.02	44.49	0.46	334	284	PEAK	3	15780.00	42.86	54.00	-11.14	25.89	37.98	23.02	44.49	0.46	334	284	Average	<p>Site : 03CH20-HY Condition: PEAK(UNII) 3m HF_91200_02360_231030 VERTICAL</p> <table border="1"> <thead> <tr> <th>Peak</th> <th>Freq</th> <th>Level</th> <th>Limit</th> <th>Line Margin</th> <th>Read</th> <th>Ant</th> <th>Cable</th> <th>Preamp</th> <th>Aux</th> <th>APos</th> <th>TPos</th> <th>Remark</th> </tr> <tr> <th></th> <th>MHz</th> <th>dBuV/m</th> <th>dBuV/m</th> <th>dB</th> <th>dBuV</th> <th>dB/m</th> <th>dB</th> <th>dB</th> <th>dB</th> <th>cm</th> <th>deg</th> <th></th> </tr> </thead> <tbody> <tr> <td>1</td> <td>10520.00</td> <td>51.41</td> <td>68.20</td> <td>-16.79</td> <td>35.19</td> <td>38.64</td> <td>18.59</td> <td>41.52</td> <td>0.51</td> <td>--</td> <td>--</td> <td>PEAK</td> </tr> <tr> <td>2</td> <td>15780.00</td> <td>53.04</td> <td>74.00</td> <td>-20.96</td> <td>36.07</td> <td>37.98</td> <td>23.02</td> <td>44.49</td> <td>0.46</td> <td>105</td> <td>28</td> <td>PEAK</td> </tr> <tr> <td>3</td> <td>15780.00</td> <td>42.84</td> <td>54.00</td> <td>-11.16</td> <td>25.87</td> <td>37.98</td> <td>23.02</td> <td>44.49</td> <td>0.46</td> <td>105</td> <td>28</td> <td>Average</td> </tr> </tbody> </table>	Peak	Freq	Level	Limit	Line Margin	Read	Ant	Cable	Preamp	Aux	APos	TPos	Remark		MHz	dBuV/m	dBuV/m	dB	dBuV	dB/m	dB	dB	dB	cm	deg		1	10520.00	51.41	68.20	-16.79	35.19	38.64	18.59	41.52	0.51	--	--	PEAK	2	15780.00	53.04	74.00	-20.96	36.07	37.98	23.02	44.49	0.46	105	28	PEAK	3	15780.00	42.84	54.00	-11.16	25.87	37.98	23.02	44.49	0.46	105	28	Average
	Peak	Freq	Level	Limit	Line Margin	Read	Ant	Cable	Preamp	Aux	APos	TPos	Remark																																																																																																																							
	MHz	dBuV/m	dBuV/m	dB	dBuV	dB/m	dB	dB	dB	cm	deg																																																																																																																									
1	10520.00	51.43	68.20	-16.77	35.21	38.64	18.59	41.52	0.51	--	--	PEAK																																																																																																																								
2	15780.00	52.01	74.00	-21.99	35.04	37.98	23.02	44.49	0.46	334	284	PEAK																																																																																																																								
3	15780.00	42.86	54.00	-11.14	25.89	37.98	23.02	44.49	0.46	334	284	Average																																																																																																																								
Peak	Freq	Level	Limit	Line Margin	Read	Ant	Cable	Preamp	Aux	APos	TPos	Remark																																																																																																																								
	MHz	dBuV/m	dBuV/m	dB	dBuV	dB/m	dB	dB	dB	cm	deg																																																																																																																									
1	10520.00	51.41	68.20	-16.79	35.19	38.64	18.59	41.52	0.51	--	--	PEAK																																																																																																																								
2	15780.00	53.04	74.00	-20.96	36.07	37.98	23.02	44.49	0.46	105	28	PEAK																																																																																																																								
3	15780.00	42.84	54.00	-11.16	25.87	37.98	23.02	44.49	0.46	105	28	Average																																																																																																																								