



Mode	7	
	Harmonic	
	2400-2483.5_802.11n HT20_CH01_2412MHz	
ANT	1	
Pol.	Horizontal	Vertical
<b>14.47G</b> <b>~14.5G</b> <b>Avg</b>	<p>Site : 03CH20-HY Condition: AVG_54 3m HF_91200_02360_231030 HORIZONTAL</p>	<p>Site : 03CH20-HY Condition: AVG_54 3m HF_91200_02360_231030 VERTICAL</p>
	<b>17.7G</b> <b>~18G</b> <b>Avg</b>	<p>Site : 03CH20-HY Condition: AVG_54 3m HF_91200_02360_231030 HORIZONTAL</p>

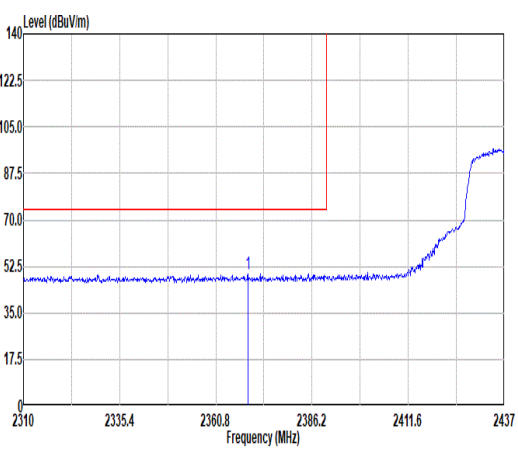
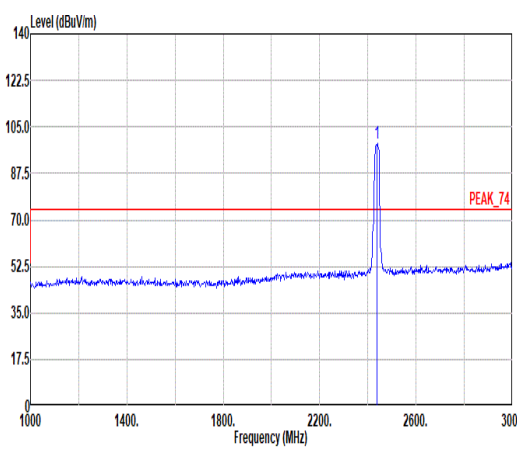
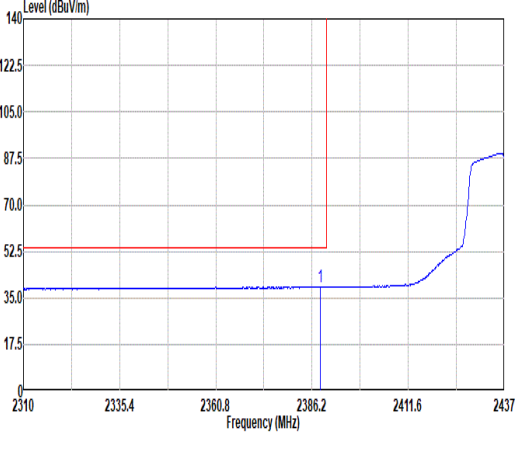
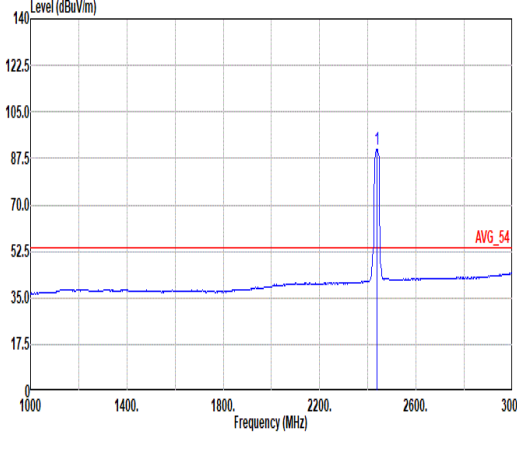


Mode	8																																																																																			
	Band Edge - L																																																																																			
	2400-2483.5_802.11n_HT20_CH06_2437MHz																																																																																			
ANT	1																																																																																			
Pol.	Horizontal	Fundamental																																																																																		
Peak	<p>Site : 03CH20-HY Condition: PEAK_BE_74 3m HF_91200_02360_231030 HORIZONTAL : RBW:1000.000kHz VBW:3000.000kHz SWT:Auto</p> <table border="1"> <thead> <tr> <th>Limit</th> <th>Read</th> <th>Ant</th> <th>Cable</th> <th>Preamp</th> <th>Aux</th> <th>APos</th> <th>TPos</th> <th>Remark</th> </tr> <tr> <th>Freq</th> <th>Level</th> <th>Line Margin</th> <th>Level Factor</th> <th>Loss Factor</th> <th>Loss Factor</th> <th>Factor</th> <th></th> <th></th> </tr> <tr> <th>MHz</th> <th>dBuV/m</th> <th>dBuV/m</th> <th>dB</th> <th>dBuV</th> <th>dB/m</th> <th>dB</th> <th>dB</th> <th>cm</th> <th>deg</th> </tr> </thead> <tbody> <tr> <td>1</td> <td>2389.76</td> <td>50.76</td> <td>74.00</td> <td>-23.24</td> <td>41.33</td> <td>27.30</td> <td>8.69</td> <td>36.24</td> <td>9.68</td> <td>200</td> <td>14</td> <td>PEAK</td> </tr> </tbody> </table>	Limit	Read	Ant	Cable	Preamp	Aux	APos	TPos	Remark	Freq	Level	Line Margin	Level Factor	Loss Factor	Loss Factor	Factor			MHz	dBuV/m	dBuV/m	dB	dBuV	dB/m	dB	dB	cm	deg	1	2389.76	50.76	74.00	-23.24	41.33	27.30	8.69	36.24	9.68	200	14	PEAK	<p>Site : 03CH20-HY Condition: PEAK_74 3m HF_91200_02360_231030 HORIZONTAL : RBW:1000.000kHz VBW:3000.000kHz SWT:Auto</p> <table border="1"> <thead> <tr> <th>Limit</th> <th>Read</th> <th>Ant</th> <th>Cable</th> <th>Preamp</th> <th>Aux</th> <th>APos</th> <th>TPos</th> <th>Remark</th> </tr> <tr> <th>Freq</th> <th>Level</th> <th>Line Margin</th> <th>Level Factor</th> <th>Loss Factor</th> <th>Loss Factor</th> <th>Factor</th> <th></th> <th></th> </tr> <tr> <th>MHz</th> <th>dBuV/m</th> <th>dBuV/m</th> <th>dB</th> <th>dBuV</th> <th>dB/m</th> <th>dB</th> <th>dB</th> <th>cm</th> <th>deg</th> </tr> </thead> <tbody> <tr> <td>1</td> <td>2437.00</td> <td>104.29</td> <td>-----</td> <td>-----</td> <td>94.59</td> <td>27.50</td> <td>8.78</td> <td>36.26</td> <td>9.68</td> <td>200</td> <td>14</td> <td>PEAK</td> </tr> </tbody> </table>	Limit	Read	Ant	Cable	Preamp	Aux	APos	TPos	Remark	Freq	Level	Line Margin	Level Factor	Loss Factor	Loss Factor	Factor			MHz	dBuV/m	dBuV/m	dB	dBuV	dB/m	dB	dB	cm	deg	1	2437.00	104.29	-----	-----	94.59	27.50	8.78	36.26	9.68	200	14	PEAK
Limit	Read	Ant	Cable	Preamp	Aux	APos	TPos	Remark																																																																												
Freq	Level	Line Margin	Level Factor	Loss Factor	Loss Factor	Factor																																																																														
MHz	dBuV/m	dBuV/m	dB	dBuV	dB/m	dB	dB	cm	deg																																																																											
1	2389.76	50.76	74.00	-23.24	41.33	27.30	8.69	36.24	9.68	200	14	PEAK																																																																								
Limit	Read	Ant	Cable	Preamp	Aux	APos	TPos	Remark																																																																												
Freq	Level	Line Margin	Level Factor	Loss Factor	Loss Factor	Factor																																																																														
MHz	dBuV/m	dBuV/m	dB	dBuV	dB/m	dB	dB	cm	deg																																																																											
1	2437.00	104.29	-----	-----	94.59	27.50	8.78	36.26	9.68	200	14	PEAK																																																																								
Avg	<p>Site : 03CH20-HY Condition: AVG_BE_54 3m HF_91200_02360_231030 HORIZONTAL : RBW:1000.000kHz VBW:0.820kHz SWT:Auto</p> <table border="1"> <thead> <tr> <th>Limit</th> <th>Read</th> <th>Ant</th> <th>Cable</th> <th>Preamp</th> <th>Aux</th> <th>APos</th> <th>TPos</th> <th>Remark</th> </tr> <tr> <th>Freq</th> <th>Level</th> <th>Line Margin</th> <th>Level Factor</th> <th>Loss Factor</th> <th>Loss Factor</th> <th>Factor</th> <th></th> <th></th> </tr> <tr> <th>MHz</th> <th>dBuV/m</th> <th>dBuV/m</th> <th>dB</th> <th>dBuV</th> <th>dB/m</th> <th>dB</th> <th>dB</th> <th>cm</th> <th>deg</th> </tr> </thead> <tbody> <tr> <td>1</td> <td>2388.36</td> <td>41.01</td> <td>54.00</td> <td>-12.99</td> <td>31.56</td> <td>27.32</td> <td>8.69</td> <td>36.24</td> <td>9.68</td> <td>200</td> <td>14</td> <td>AVERAGE</td> </tr> </tbody> </table>	Limit	Read	Ant	Cable	Preamp	Aux	APos	TPos	Remark	Freq	Level	Line Margin	Level Factor	Loss Factor	Loss Factor	Factor			MHz	dBuV/m	dBuV/m	dB	dBuV	dB/m	dB	dB	cm	deg	1	2388.36	41.01	54.00	-12.99	31.56	27.32	8.69	36.24	9.68	200	14	AVERAGE	<p>Site : 03CH20-HY Condition: AVG_54 3m HF_91200_02360_231030 HORIZONTAL : RBW:1000.000kHz VBW:0.820kHz SWT:Auto</p> <table border="1"> <thead> <tr> <th>Limit</th> <th>Read</th> <th>Ant</th> <th>Cable</th> <th>Preamp</th> <th>Aux</th> <th>APos</th> <th>TPos</th> <th>Remark</th> </tr> <tr> <th>Freq</th> <th>Level</th> <th>Line Margin</th> <th>Level Factor</th> <th>Loss Factor</th> <th>Loss Factor</th> <th>Factor</th> <th></th> <th></th> </tr> <tr> <th>MHz</th> <th>dBuV/m</th> <th>dBuV/m</th> <th>dB</th> <th>dBuV</th> <th>dB/m</th> <th>dB</th> <th>dB</th> <th>cm</th> <th>deg</th> </tr> </thead> <tbody> <tr> <td>1</td> <td>2437.00</td> <td>96.68</td> <td>-----</td> <td>-----</td> <td>86.98</td> <td>27.50</td> <td>8.78</td> <td>36.26</td> <td>9.68</td> <td>200</td> <td>14</td> <td>AVERAGE</td> </tr> </tbody> </table>	Limit	Read	Ant	Cable	Preamp	Aux	APos	TPos	Remark	Freq	Level	Line Margin	Level Factor	Loss Factor	Loss Factor	Factor			MHz	dBuV/m	dBuV/m	dB	dBuV	dB/m	dB	dB	cm	deg	1	2437.00	96.68	-----	-----	86.98	27.50	8.78	36.26	9.68	200	14	AVERAGE
Limit	Read	Ant	Cable	Preamp	Aux	APos	TPos	Remark																																																																												
Freq	Level	Line Margin	Level Factor	Loss Factor	Loss Factor	Factor																																																																														
MHz	dBuV/m	dBuV/m	dB	dBuV	dB/m	dB	dB	cm	deg																																																																											
1	2388.36	41.01	54.00	-12.99	31.56	27.32	8.69	36.24	9.68	200	14	AVERAGE																																																																								
Limit	Read	Ant	Cable	Preamp	Aux	APos	TPos	Remark																																																																												
Freq	Level	Line Margin	Level Factor	Loss Factor	Loss Factor	Factor																																																																														
MHz	dBuV/m	dBuV/m	dB	dBuV	dB/m	dB	dB	cm	deg																																																																											
1	2437.00	96.68	-----	-----	86.98	27.50	8.78	36.26	9.68	200	14	AVERAGE																																																																								



Mode	8																																									
	Band Edge - R																																									
	2400-2483.5_802.11n HT20_CH06_2437MHz																																									
ANT	1																																									
Pol.	Horizontal	Fundamental																																								
Peak	<p>Site : 03CH20-HY Condition: PEAK_BE_74 3m HF_91200_02360_231030 HORIZONTAL : RBW:1000.000kHz VBW:3000.000kHz SMT:Auto</p> <table border="1"> <thead> <tr> <th>Limit</th> <th>Read</th> <th>Ant</th> <th>Cable</th> <th>Preamp</th> <th>Aux</th> <th>APos</th> <th>TPos</th> <th>Remark</th> </tr> <tr> <th>Freq</th> <th>Level</th> <th>Line</th> <th>Margin</th> <th>Level</th> <th>Factor</th> <th>Loss</th> <th>Factor</th> <th>Factor</th> </tr> <tr> <th>MHz</th> <th>dBuV/m</th> <th>dBuV/m</th> <th>dB</th> <th>dBuV</th> <th>dB/m</th> <th>dB</th> <th>dB</th> <th>dB</th> </tr> </thead> <tbody> <tr> <td>1</td> <td>2486.52</td> <td>51.32</td> <td>74.00</td> <td>-22.68</td> <td>41.38</td> <td>27.67</td> <td>8.87</td> <td>36.28</td> <td>9.68</td> <td>200</td> <td>14</td> <td>PEAK</td> </tr> </tbody> </table>	Limit	Read	Ant	Cable	Preamp	Aux	APos	TPos	Remark	Freq	Level	Line	Margin	Level	Factor	Loss	Factor	Factor	MHz	dBuV/m	dBuV/m	dB	dBuV	dB/m	dB	dB	dB	1	2486.52	51.32	74.00	-22.68	41.38	27.67	8.87	36.28	9.68	200	14	PEAK	Blank
Limit	Read	Ant	Cable	Preamp	Aux	APos	TPos	Remark																																		
Freq	Level	Line	Margin	Level	Factor	Loss	Factor	Factor																																		
MHz	dBuV/m	dBuV/m	dB	dBuV	dB/m	dB	dB	dB																																		
1	2486.52	51.32	74.00	-22.68	41.38	27.67	8.87	36.28	9.68	200	14	PEAK																														
Avg	<p>Site : 03CH20-HY Condition: AVG_BE_54 3m HF_91200_02360_231030 HORIZONTAL : RBW:1000.000kHz VBW:0.020kHz SMT:Auto</p> <table border="1"> <thead> <tr> <th>Limit</th> <th>Read</th> <th>Ant</th> <th>Cable</th> <th>Preamp</th> <th>Aux</th> <th>APos</th> <th>TPos</th> <th>Remark</th> </tr> <tr> <th>Freq</th> <th>Level</th> <th>Line</th> <th>Margin</th> <th>Level</th> <th>Factor</th> <th>Loss</th> <th>Factor</th> <th>Factor</th> </tr> <tr> <th>MHz</th> <th>dBuV/m</th> <th>dBuV/m</th> <th>dB</th> <th>dBuV</th> <th>dB/m</th> <th>dB</th> <th>dB</th> <th>dB</th> </tr> </thead> <tbody> <tr> <td>1</td> <td>2484.57</td> <td>41.01</td> <td>54.00</td> <td>-12.99</td> <td>31.08</td> <td>27.65</td> <td>8.87</td> <td>36.27</td> <td>9.68</td> <td>200</td> <td>14</td> <td>AVERAGE</td> </tr> </tbody> </table>	Limit	Read	Ant	Cable	Preamp	Aux	APos	TPos	Remark	Freq	Level	Line	Margin	Level	Factor	Loss	Factor	Factor	MHz	dBuV/m	dBuV/m	dB	dBuV	dB/m	dB	dB	dB	1	2484.57	41.01	54.00	-12.99	31.08	27.65	8.87	36.27	9.68	200	14	AVERAGE	Blank
Limit	Read	Ant	Cable	Preamp	Aux	APos	TPos	Remark																																		
Freq	Level	Line	Margin	Level	Factor	Loss	Factor	Factor																																		
MHz	dBuV/m	dBuV/m	dB	dBuV	dB/m	dB	dB	dB																																		
1	2484.57	41.01	54.00	-12.99	31.08	27.65	8.87	36.27	9.68	200	14	AVERAGE																														



Mode	8																																																																																			
	Band Edge - L																																																																																			
	2400-2483.5_802.11n_HT20_CH06_2437MHz																																																																																			
ANT	1																																																																																			
Pol.	Vertical	Fundamental																																																																																		
Peak	 <p>Site : 03CH20-HY Condition: PEAK_BE_74 3m HF_91200_02360_231030 VERTICAL : RBW:1000.000kHz VBW:3000.000kHz SWT:Auto</p> <table border="1"> <thead> <tr> <th>Limit</th> <th>Read</th> <th>Ant</th> <th>Cable</th> <th>Preamp</th> <th>Aux</th> <th>APos</th> <th>TPos</th> <th>Remark</th> </tr> <tr> <th>Freq</th> <th>Level</th> <th>Line Margin</th> <th>Level</th> <th>Factor</th> <th>Loss Factor</th> <th>Factor</th> <th></th> <th></th> </tr> <tr> <th>MHz</th> <th>dBuV/m</th> <th>dBuV/m</th> <th>dB</th> <th>dBuV</th> <th>dB/m</th> <th>dB</th> <th>dB</th> <th>cm</th> <th>deg</th> </tr> </thead> <tbody> <tr> <td>1</td> <td>2369.31</td> <td>49.78</td> <td>74.00</td> <td>-24.22</td> <td>40.40</td> <td>27.29</td> <td>8.65</td> <td>36.24</td> <td>9.68</td> <td>100</td> <td>201</td> <td>PEAK</td> </tr> </tbody> </table>	Limit	Read	Ant	Cable	Preamp	Aux	APos	TPos	Remark	Freq	Level	Line Margin	Level	Factor	Loss Factor	Factor			MHz	dBuV/m	dBuV/m	dB	dBuV	dB/m	dB	dB	cm	deg	1	2369.31	49.78	74.00	-24.22	40.40	27.29	8.65	36.24	9.68	100	201	PEAK	 <p>Site : 03CH20-HY Condition: PEAK_74 3m HF_91200_02360_231030 VERTICAL : RBW:1000.000kHz VBW:3000.000kHz SWT:Auto</p> <table border="1"> <thead> <tr> <th>Limit</th> <th>Read</th> <th>Ant</th> <th>Cable</th> <th>Preamp</th> <th>Aux</th> <th>APos</th> <th>TPos</th> <th>Remark</th> </tr> <tr> <th>Freq</th> <th>Level</th> <th>Line Margin</th> <th>Level</th> <th>Factor</th> <th>Loss Factor</th> <th>Factor</th> <th></th> <th></th> </tr> <tr> <th>MHz</th> <th>dBuV/m</th> <th>dBuV/m</th> <th>dB</th> <th>dBuV</th> <th>dB/m</th> <th>dB</th> <th>dB</th> <th>cm</th> <th>deg</th> </tr> </thead> <tbody> <tr> <td>1</td> <td>2437.00</td> <td>98.55</td> <td>-----</td> <td>-----</td> <td>88.85</td> <td>27.50</td> <td>8.78</td> <td>36.26</td> <td>9.68</td> <td>100</td> <td>201</td> <td>PEAK</td> </tr> </tbody> </table>	Limit	Read	Ant	Cable	Preamp	Aux	APos	TPos	Remark	Freq	Level	Line Margin	Level	Factor	Loss Factor	Factor			MHz	dBuV/m	dBuV/m	dB	dBuV	dB/m	dB	dB	cm	deg	1	2437.00	98.55	-----	-----	88.85	27.50	8.78	36.26	9.68	100	201	PEAK
Limit	Read	Ant	Cable	Preamp	Aux	APos	TPos	Remark																																																																												
Freq	Level	Line Margin	Level	Factor	Loss Factor	Factor																																																																														
MHz	dBuV/m	dBuV/m	dB	dBuV	dB/m	dB	dB	cm	deg																																																																											
1	2369.31	49.78	74.00	-24.22	40.40	27.29	8.65	36.24	9.68	100	201	PEAK																																																																								
Limit	Read	Ant	Cable	Preamp	Aux	APos	TPos	Remark																																																																												
Freq	Level	Line Margin	Level	Factor	Loss Factor	Factor																																																																														
MHz	dBuV/m	dBuV/m	dB	dBuV	dB/m	dB	dB	cm	deg																																																																											
1	2437.00	98.55	-----	-----	88.85	27.50	8.78	36.26	9.68	100	201	PEAK																																																																								
Avg	 <p>Site : 03CH20-HY Condition: AVG_BE_54 3m HF_91200_02360_231030 VERTICAL : RBW:1000.000kHz VBW:0.820kHz SWT:Auto</p> <table border="1"> <thead> <tr> <th>Limit</th> <th>Read</th> <th>Ant</th> <th>Cable</th> <th>Preamp</th> <th>Aux</th> <th>APos</th> <th>TPos</th> <th>Remark</th> </tr> <tr> <th>Freq</th> <th>Level</th> <th>Line Margin</th> <th>Level</th> <th>Factor</th> <th>Loss Factor</th> <th>Factor</th> <th></th> <th></th> </tr> <tr> <th>MHz</th> <th>dBuV/m</th> <th>dBuV/m</th> <th>dB</th> <th>dBuV</th> <th>dB/m</th> <th>dB</th> <th>dB</th> <th>cm</th> <th>deg</th> </tr> </thead> <tbody> <tr> <td>1</td> <td>2388.36</td> <td>39.29</td> <td>54.00</td> <td>-14.71</td> <td>29.84</td> <td>27.32</td> <td>8.69</td> <td>36.24</td> <td>9.68</td> <td>100</td> <td>201</td> <td>AVERAGE</td> </tr> </tbody> </table>	Limit	Read	Ant	Cable	Preamp	Aux	APos	TPos	Remark	Freq	Level	Line Margin	Level	Factor	Loss Factor	Factor			MHz	dBuV/m	dBuV/m	dB	dBuV	dB/m	dB	dB	cm	deg	1	2388.36	39.29	54.00	-14.71	29.84	27.32	8.69	36.24	9.68	100	201	AVERAGE	 <p>Site : 03CH20-HY Condition: AVG_54 3m HF_91200_02360_231030 VERTICAL : RBW:1000.000kHz VBW:0.820kHz SWT:Auto</p> <table border="1"> <thead> <tr> <th>Limit</th> <th>Read</th> <th>Ant</th> <th>Cable</th> <th>Preamp</th> <th>Aux</th> <th>APos</th> <th>TPos</th> <th>Remark</th> </tr> <tr> <th>Freq</th> <th>Level</th> <th>Line Margin</th> <th>Level</th> <th>Factor</th> <th>Loss Factor</th> <th>Factor</th> <th></th> <th></th> </tr> <tr> <th>MHz</th> <th>dBuV/m</th> <th>dBuV/m</th> <th>dB</th> <th>dBuV</th> <th>dB/m</th> <th>dB</th> <th>dB</th> <th>cm</th> <th>deg</th> </tr> </thead> <tbody> <tr> <td>1</td> <td>2437.00</td> <td>90.90</td> <td>-----</td> <td>-----</td> <td>81.20</td> <td>27.50</td> <td>8.78</td> <td>36.26</td> <td>9.68</td> <td>100</td> <td>201</td> <td>AVERAGE</td> </tr> </tbody> </table>	Limit	Read	Ant	Cable	Preamp	Aux	APos	TPos	Remark	Freq	Level	Line Margin	Level	Factor	Loss Factor	Factor			MHz	dBuV/m	dBuV/m	dB	dBuV	dB/m	dB	dB	cm	deg	1	2437.00	90.90	-----	-----	81.20	27.50	8.78	36.26	9.68	100	201	AVERAGE
Limit	Read	Ant	Cable	Preamp	Aux	APos	TPos	Remark																																																																												
Freq	Level	Line Margin	Level	Factor	Loss Factor	Factor																																																																														
MHz	dBuV/m	dBuV/m	dB	dBuV	dB/m	dB	dB	cm	deg																																																																											
1	2388.36	39.29	54.00	-14.71	29.84	27.32	8.69	36.24	9.68	100	201	AVERAGE																																																																								
Limit	Read	Ant	Cable	Preamp	Aux	APos	TPos	Remark																																																																												
Freq	Level	Line Margin	Level	Factor	Loss Factor	Factor																																																																														
MHz	dBuV/m	dBuV/m	dB	dBuV	dB/m	dB	dB	cm	deg																																																																											
1	2437.00	90.90	-----	-----	81.20	27.50	8.78	36.26	9.68	100	201	AVERAGE																																																																								



Mode	8																																									
	Band Edge - R																																									
	2400-2483.5_802.11n HT20_CH06_2437MHz																																									
ANT	1																																									
Pol.	Vertical	Fundamental																																								
Peak	<p>Site : 03CH20-HY Condition: PEAK_BE_74 3m HF_91200_02360_231030 VERTICAL : RBW:1000.000kHz VBW:3000.000kHz SMT:Auto</p> <table border="1"> <thead> <tr> <th>Limit</th> <th>Read</th> <th>Ant</th> <th>Cable</th> <th>Preamp</th> <th>Aux</th> <th>APos</th> <th>TPos</th> <th>Remark</th> </tr> <tr> <th>Freq</th> <th>Level</th> <th>Line</th> <th>Margin</th> <th>Level</th> <th>Factor</th> <th>Loss</th> <th>Factor</th> <th>Factor</th> </tr> <tr> <th>MHz</th> <th>dBuV/m</th> <th>dBuV/m</th> <th>dB</th> <th>dBuV</th> <th>dB/m</th> <th>dB</th> <th>dB</th> <th>dB</th> </tr> </thead> <tbody> <tr> <td>1</td> <td>2487.53</td> <td>50.27</td> <td>74.00</td> <td>-23.73</td> <td>40.32</td> <td>27.68</td> <td>8.87</td> <td>36.28</td> <td>9.68</td> <td>100</td> <td>201</td> <td>PEAK</td> </tr> </tbody> </table>	Limit	Read	Ant	Cable	Preamp	Aux	APos	TPos	Remark	Freq	Level	Line	Margin	Level	Factor	Loss	Factor	Factor	MHz	dBuV/m	dBuV/m	dB	dBuV	dB/m	dB	dB	dB	1	2487.53	50.27	74.00	-23.73	40.32	27.68	8.87	36.28	9.68	100	201	PEAK	Blank
Limit	Read	Ant	Cable	Preamp	Aux	APos	TPos	Remark																																		
Freq	Level	Line	Margin	Level	Factor	Loss	Factor	Factor																																		
MHz	dBuV/m	dBuV/m	dB	dBuV	dB/m	dB	dB	dB																																		
1	2487.53	50.27	74.00	-23.73	40.32	27.68	8.87	36.28	9.68	100	201	PEAK																														
Avg	<p>Site : 03CH20-HY Condition: AVG_BE_54 3m HF_91200_02360_231030 VERTICAL : RBW:1000.000kHz VBW:0.020kHz SMT:Auto</p> <table border="1"> <thead> <tr> <th>Limit</th> <th>Read</th> <th>Ant</th> <th>Cable</th> <th>Preamp</th> <th>Aux</th> <th>APos</th> <th>TPos</th> <th>Remark</th> </tr> <tr> <th>Freq</th> <th>Level</th> <th>Line</th> <th>Margin</th> <th>Level</th> <th>Factor</th> <th>Loss</th> <th>Factor</th> <th>Factor</th> </tr> <tr> <th>MHz</th> <th>dBuV/m</th> <th>dBuV/m</th> <th>dB</th> <th>dBuV</th> <th>dB/m</th> <th>dB</th> <th>dB</th> <th>dB</th> </tr> </thead> <tbody> <tr> <td>1</td> <td>2485.07</td> <td>40.28</td> <td>54.00</td> <td>-13.72</td> <td>30.35</td> <td>27.65</td> <td>8.87</td> <td>36.27</td> <td>9.68</td> <td>100</td> <td>201</td> <td>AVERAGE</td> </tr> </tbody> </table>	Limit	Read	Ant	Cable	Preamp	Aux	APos	TPos	Remark	Freq	Level	Line	Margin	Level	Factor	Loss	Factor	Factor	MHz	dBuV/m	dBuV/m	dB	dBuV	dB/m	dB	dB	dB	1	2485.07	40.28	54.00	-13.72	30.35	27.65	8.87	36.27	9.68	100	201	AVERAGE	Blank
Limit	Read	Ant	Cable	Preamp	Aux	APos	TPos	Remark																																		
Freq	Level	Line	Margin	Level	Factor	Loss	Factor	Factor																																		
MHz	dBuV/m	dBuV/m	dB	dBuV	dB/m	dB	dB	dB																																		
1	2485.07	40.28	54.00	-13.72	30.35	27.65	8.87	36.27	9.68	100	201	AVERAGE																														



Mode	8																																																																																																																							
	Harmonic																																																																																																																							
	2400-2483.5_802.11n_HT20_CH06_2437MHz																																																																																																																							
ANT	1																																																																																																																							
Pol.	Horizontal	Vertical																																																																																																																						
Peak Avg	<p>Site : 03CH20-HY Condition: PEAK_74 3m HF_91200_02360_231030 HORIZONTAL</p> <table border="1"> <thead> <tr> <th></th> <th>Limit</th> <th>Read</th> <th>Ant</th> <th>Cable</th> <th>Preamp</th> <th>Aux</th> <th>APos</th> <th>TPos</th> <th>Remark</th> </tr> <tr> <th>Freq</th> <th>Level</th> <th>Line Margin</th> <th>Level</th> <th>Factor</th> <th>Loss</th> <th>Factor</th> <th>Factor</th> <th>cm</th> <th>deg</th> </tr> </thead> <tbody> <tr> <td>1</td> <td>4874.00</td> <td>47.37</td> <td>74.00</td> <td>-26.63</td> <td>39.16</td> <td>32.54</td> <td>12.55</td> <td>37.56</td> <td>0.68</td> <td>--</td> <td>--</td> <td>PEAK</td> </tr> <tr> <td>2</td> <td>7311.00</td> <td>48.91</td> <td>74.00</td> <td>-25.09</td> <td>34.84</td> <td>36.88</td> <td>15.44</td> <td>38.61</td> <td>0.36</td> <td>184</td> <td>344</td> <td>PEAK</td> </tr> <tr> <td>3</td> <td>7311.00</td> <td>39.17</td> <td>54.00</td> <td>-14.83</td> <td>25.10</td> <td>36.88</td> <td>15.44</td> <td>38.61</td> <td>0.36</td> <td>184</td> <td>344</td> <td>Average</td> </tr> </tbody> </table>		Limit	Read	Ant	Cable	Preamp	Aux	APos	TPos	Remark	Freq	Level	Line Margin	Level	Factor	Loss	Factor	Factor	cm	deg	1	4874.00	47.37	74.00	-26.63	39.16	32.54	12.55	37.56	0.68	--	--	PEAK	2	7311.00	48.91	74.00	-25.09	34.84	36.88	15.44	38.61	0.36	184	344	PEAK	3	7311.00	39.17	54.00	-14.83	25.10	36.88	15.44	38.61	0.36	184	344	Average	<p>Site : 03CH20-HY Condition: PEAK_74 3m HF_91200_02360_231030 VERTICAL</p> <table border="1"> <thead> <tr> <th></th> <th>Limit</th> <th>Read</th> <th>Ant</th> <th>Cable</th> <th>Preamp</th> <th>Aux</th> <th>APos</th> <th>TPos</th> <th>Remark</th> </tr> <tr> <th>Freq</th> <th>Level</th> <th>Line Margin</th> <th>Level</th> <th>Factor</th> <th>Loss</th> <th>Factor</th> <th>Factor</th> <th>cm</th> <th>deg</th> </tr> </thead> <tbody> <tr> <td>1</td> <td>4874.00</td> <td>45.30</td> <td>74.00</td> <td>-28.70</td> <td>37.09</td> <td>32.54</td> <td>12.55</td> <td>37.56</td> <td>0.68</td> <td>--</td> <td>--</td> <td>PEAK</td> </tr> <tr> <td>2</td> <td>7311.00</td> <td>48.73</td> <td>74.00</td> <td>-25.27</td> <td>34.66</td> <td>36.88</td> <td>15.44</td> <td>38.61</td> <td>0.36</td> <td>155</td> <td>48</td> <td>PEAK</td> </tr> <tr> <td>3</td> <td>7311.00</td> <td>39.19</td> <td>54.00</td> <td>-14.81</td> <td>25.12</td> <td>36.88</td> <td>15.44</td> <td>38.61</td> <td>0.36</td> <td>155</td> <td>48</td> <td>Average</td> </tr> </tbody> </table>		Limit	Read	Ant	Cable	Preamp	Aux	APos	TPos	Remark	Freq	Level	Line Margin	Level	Factor	Loss	Factor	Factor	cm	deg	1	4874.00	45.30	74.00	-28.70	37.09	32.54	12.55	37.56	0.68	--	--	PEAK	2	7311.00	48.73	74.00	-25.27	34.66	36.88	15.44	38.61	0.36	155	48	PEAK	3	7311.00	39.19	54.00	-14.81	25.12	36.88	15.44	38.61	0.36	155	48	Average
	Limit	Read	Ant	Cable	Preamp	Aux	APos	TPos	Remark																																																																																																															
Freq	Level	Line Margin	Level	Factor	Loss	Factor	Factor	cm	deg																																																																																																															
1	4874.00	47.37	74.00	-26.63	39.16	32.54	12.55	37.56	0.68	--	--	PEAK																																																																																																												
2	7311.00	48.91	74.00	-25.09	34.84	36.88	15.44	38.61	0.36	184	344	PEAK																																																																																																												
3	7311.00	39.17	54.00	-14.83	25.10	36.88	15.44	38.61	0.36	184	344	Average																																																																																																												
	Limit	Read	Ant	Cable	Preamp	Aux	APos	TPos	Remark																																																																																																															
Freq	Level	Line Margin	Level	Factor	Loss	Factor	Factor	cm	deg																																																																																																															
1	4874.00	45.30	74.00	-28.70	37.09	32.54	12.55	37.56	0.68	--	--	PEAK																																																																																																												
2	7311.00	48.73	74.00	-25.27	34.66	36.88	15.44	38.61	0.36	155	48	PEAK																																																																																																												
3	7311.00	39.19	54.00	-14.81	25.12	36.88	15.44	38.61	0.36	155	48	Average																																																																																																												



Mode	8	
	Harmonic	
	2400-2483.5_802.11n HT20_CH06_2437MHz	
ANT	1	
Pol.	Horizontal	Vertical
<b>14.47G</b> <b>~14.5G</b> <b>Avg</b>	<p>Site : 03CH20-HY Condition: AVG_54 3m HF_91200_02360_231030 HORIZONTAL</p>	<p>Site : 03CH20-HY Condition: AVG_54 3m HF_91200_02360_231030 VERTICAL</p>
	<b>17.7G</b> <b>~18G</b> <b>Avg</b>	<p>Site : 03CH20-HY Condition: AVG_54 3m HF_91200_02360_231030 HORIZONTAL</p>



Mode	9																																																																															
	Band Edge																																																																															
	2400-2483.5_802.11n HT20_CH11_2462MHz																																																																															
ANT	1																																																																															
Pol.	Horizontal	Fundamental																																																																														
Peak	<p>Site : 03CH20-HY Condition: PEAK_BE_74 3m HF_91200_02360_231030 HORIZONTAL : RBW:1000.000kHz VBW:3000.000kHz SMT:Auto</p> <table border="1"> <thead> <tr> <th>Limit</th> <th>Read</th> <th>Ant</th> <th>Cable</th> <th>Preamp</th> <th>Aux</th> <th>APos</th> <th>TPos</th> <th>Remark</th> </tr> <tr> <th>Freq</th> <th>Level</th> <th>Line Margin</th> <th>Level Factor</th> <th>Loss Factor</th> <th>Factor</th> <th>Factor</th> <th>Factor</th> <th></th> </tr> <tr> <th>MHz</th> <th>dBuV/m</th> <th>dBuV/m</th> <th>dB</th> <th>dBuV</th> <th>dB/m</th> <th>dB</th> <th>dB</th> <th>cm</th> <th>deg</th> </tr> </thead> <tbody> <tr> <td>1 2483.93</td> <td>56.81</td> <td>74.00</td> <td>-17.19</td> <td>46.89</td> <td>27.64</td> <td>8.87</td> <td>36.27</td> <td>9.68</td> <td>126</td> <td>55 PEAK</td> </tr> </tbody> </table>	Limit	Read	Ant	Cable	Preamp	Aux	APos	TPos	Remark	Freq	Level	Line Margin	Level Factor	Loss Factor	Factor	Factor	Factor		MHz	dBuV/m	dBuV/m	dB	dBuV	dB/m	dB	dB	cm	deg	1 2483.93	56.81	74.00	-17.19	46.89	27.64	8.87	36.27	9.68	126	55 PEAK	<p>Site : 03CH20-HY Condition: PEAK_74 3m HF_91200_02360_231030 HORIZONTAL : RBW:1000.000kHz VBW:3000.000kHz SMT:Auto</p> <table border="1"> <thead> <tr> <th>Limit</th> <th>Read</th> <th>Ant</th> <th>Cable</th> <th>Preamp</th> <th>Aux</th> <th>APos</th> <th>TPos</th> <th>Remark</th> </tr> <tr> <th>Freq</th> <th>Level</th> <th>Line Margin</th> <th>Level Factor</th> <th>Loss Factor</th> <th>Factor</th> <th>Factor</th> <th>Factor</th> <th></th> </tr> <tr> <th>MHz</th> <th>dBuV/m</th> <th>dBuV/m</th> <th>dB</th> <th>dBuV</th> <th>dB/m</th> <th>dB</th> <th>dB</th> <th>cm</th> <th>deg</th> </tr> </thead> <tbody> <tr> <td>1 2462.00</td> <td>103.22</td> <td>-----</td> <td>-----</td> <td>93.49</td> <td>27.50</td> <td>8.82</td> <td>36.27</td> <td>9.68</td> <td>126</td> <td>55 PEAK</td> </tr> </tbody> </table>	Limit	Read	Ant	Cable	Preamp	Aux	APos	TPos	Remark	Freq	Level	Line Margin	Level Factor	Loss Factor	Factor	Factor	Factor		MHz	dBuV/m	dBuV/m	dB	dBuV	dB/m	dB	dB	cm	deg	1 2462.00	103.22	-----	-----	93.49	27.50	8.82	36.27	9.68	126	55 PEAK
Limit	Read	Ant	Cable	Preamp	Aux	APos	TPos	Remark																																																																								
Freq	Level	Line Margin	Level Factor	Loss Factor	Factor	Factor	Factor																																																																									
MHz	dBuV/m	dBuV/m	dB	dBuV	dB/m	dB	dB	cm	deg																																																																							
1 2483.93	56.81	74.00	-17.19	46.89	27.64	8.87	36.27	9.68	126	55 PEAK																																																																						
Limit	Read	Ant	Cable	Preamp	Aux	APos	TPos	Remark																																																																								
Freq	Level	Line Margin	Level Factor	Loss Factor	Factor	Factor	Factor																																																																									
MHz	dBuV/m	dBuV/m	dB	dBuV	dB/m	dB	dB	cm	deg																																																																							
1 2462.00	103.22	-----	-----	93.49	27.50	8.82	36.27	9.68	126	55 PEAK																																																																						
Avg	<p>Site : 03CH20-HY Condition: AVG_BE_54 3m HF_91200_02360_231030 HORIZONTAL : RBW:1000.000kHz VBW:0.820kHz SMT:Auto</p> <table border="1"> <thead> <tr> <th>Limit</th> <th>Read</th> <th>Ant</th> <th>Cable</th> <th>Preamp</th> <th>Aux</th> <th>APos</th> <th>TPos</th> <th>Remark</th> </tr> <tr> <th>Freq</th> <th>Level</th> <th>Line Margin</th> <th>Level Factor</th> <th>Loss Factor</th> <th>Factor</th> <th>Factor</th> <th>Factor</th> <th></th> </tr> <tr> <th>MHz</th> <th>dBuV/m</th> <th>dBuV/m</th> <th>dB</th> <th>dBuV</th> <th>dB/m</th> <th>dB</th> <th>dB</th> <th>cm</th> <th>deg</th> </tr> </thead> <tbody> <tr> <td>1 2483.77</td> <td>43.45</td> <td>54.00</td> <td>-10.55</td> <td>33.54</td> <td>27.64</td> <td>8.86</td> <td>36.27</td> <td>9.68</td> <td>126</td> <td>55 AVERAGE</td> </tr> </tbody> </table>	Limit	Read	Ant	Cable	Preamp	Aux	APos	TPos	Remark	Freq	Level	Line Margin	Level Factor	Loss Factor	Factor	Factor	Factor		MHz	dBuV/m	dBuV/m	dB	dBuV	dB/m	dB	dB	cm	deg	1 2483.77	43.45	54.00	-10.55	33.54	27.64	8.86	36.27	9.68	126	55 AVERAGE	<p>Site : 03CH20-HY Condition: AVG_54 3m HF_91200_02360_231030 HORIZONTAL : RBW:1000.000kHz VBW:0.820kHz SMT:Auto</p> <table border="1"> <thead> <tr> <th>Limit</th> <th>Read</th> <th>Ant</th> <th>Cable</th> <th>Preamp</th> <th>Aux</th> <th>APos</th> <th>TPos</th> <th>Remark</th> </tr> <tr> <th>Freq</th> <th>Level</th> <th>Line Margin</th> <th>Level Factor</th> <th>Loss Factor</th> <th>Factor</th> <th>Factor</th> <th>Factor</th> <th></th> </tr> <tr> <th>MHz</th> <th>dBuV/m</th> <th>dBuV/m</th> <th>dB</th> <th>dBuV</th> <th>dB/m</th> <th>dB</th> <th>dB</th> <th>cm</th> <th>deg</th> </tr> </thead> <tbody> <tr> <td>1 2462.00</td> <td>95.62</td> <td>-----</td> <td>-----</td> <td>85.89</td> <td>27.50</td> <td>8.82</td> <td>36.27</td> <td>9.68</td> <td>126</td> <td>55 AVERAGE</td> </tr> </tbody> </table>	Limit	Read	Ant	Cable	Preamp	Aux	APos	TPos	Remark	Freq	Level	Line Margin	Level Factor	Loss Factor	Factor	Factor	Factor		MHz	dBuV/m	dBuV/m	dB	dBuV	dB/m	dB	dB	cm	deg	1 2462.00	95.62	-----	-----	85.89	27.50	8.82	36.27	9.68	126	55 AVERAGE
Limit	Read	Ant	Cable	Preamp	Aux	APos	TPos	Remark																																																																								
Freq	Level	Line Margin	Level Factor	Loss Factor	Factor	Factor	Factor																																																																									
MHz	dBuV/m	dBuV/m	dB	dBuV	dB/m	dB	dB	cm	deg																																																																							
1 2483.77	43.45	54.00	-10.55	33.54	27.64	8.86	36.27	9.68	126	55 AVERAGE																																																																						
Limit	Read	Ant	Cable	Preamp	Aux	APos	TPos	Remark																																																																								
Freq	Level	Line Margin	Level Factor	Loss Factor	Factor	Factor	Factor																																																																									
MHz	dBuV/m	dBuV/m	dB	dBuV	dB/m	dB	dB	cm	deg																																																																							
1 2462.00	95.62	-----	-----	85.89	27.50	8.82	36.27	9.68	126	55 AVERAGE																																																																						





Mode	9																																																																																																																															
	Band Edge																																																																																																																															
	2400-2483.5_802.11n_HT20_CH11_2462MHz																																																																																																																															
ANT	1																																																																																																																															
Pol.	Vertical	Fundamental																																																																																																																														
Peak	<p>Site : 03CH20-HY Condition: PEAK_BE_74 3m HF_91200_02360_231030 VERTICAL : RBW:1000.000kHz VBW:3000.000kHz SMT:Auto</p> <table border="1"> <thead> <tr> <th>Limit</th> <th>Read</th> <th>Ant</th> <th>Cable</th> <th>Preamp</th> <th>Aux</th> <th>APos</th> <th>TPos</th> <th>Remark</th> </tr> <tr> <th>Freq</th> <th>Level</th> <th>Line Margin</th> <th>Level Factor</th> <th>Loss Factor</th> <th>Loss Factor</th> <th>Factor</th> <th>Factor</th> <th></th> </tr> <tr> <th>MHz</th> <th>dBuV/m</th> <th>dBuV/m</th> <th>dB</th> <th>dBuV</th> <th>dB/m</th> <th>dB</th> <th>dB</th> <th>cm</th> </tr> </thead> <tbody> <tr> <td>1 2484.69</td> <td>52.17</td> <td>74.00</td> <td>-21.83</td> <td>42.24</td> <td>27.65</td> <td>8.87</td> <td>36.27</td> <td>9.68</td> </tr> <tr> <td></td> <td></td> <td></td> <td></td> <td></td> <td></td> <td></td> <td></td> <td>100</td> </tr> <tr> <td></td> <td></td> <td></td> <td></td> <td></td> <td></td> <td></td> <td></td> <td>177</td> </tr> <tr> <td></td> <td></td> <td></td> <td></td> <td></td> <td></td> <td></td> <td></td> <td>PEAK</td> </tr> </tbody> </table>	Limit	Read	Ant	Cable	Preamp	Aux	APos	TPos	Remark	Freq	Level	Line Margin	Level Factor	Loss Factor	Loss Factor	Factor	Factor		MHz	dBuV/m	dBuV/m	dB	dBuV	dB/m	dB	dB	cm	1 2484.69	52.17	74.00	-21.83	42.24	27.65	8.87	36.27	9.68									100									177									PEAK	<p>Site : 03CH20-HY Condition: PEAK_74 3m HF_91200_02360_231030 VERTICAL : RBW:1000.000kHz VBW:3000.000kHz SMT:Auto</p> <table border="1"> <thead> <tr> <th>Limit</th> <th>Read</th> <th>Ant</th> <th>Cable</th> <th>Preamp</th> <th>Aux</th> <th>APos</th> <th>TPos</th> <th>Remark</th> </tr> <tr> <th>Freq</th> <th>Level</th> <th>Line Margin</th> <th>Level Factor</th> <th>Loss Factor</th> <th>Loss Factor</th> <th>Factor</th> <th>Factor</th> <th></th> </tr> <tr> <th>MHz</th> <th>dBuV/m</th> <th>dBuV/m</th> <th>dB</th> <th>dBuV</th> <th>dB/m</th> <th>dB</th> <th>dB</th> <th>cm</th> </tr> </thead> <tbody> <tr> <td>1 2462.00</td> <td>97.27</td> <td>-----</td> <td>-----</td> <td>87.53</td> <td>27.50</td> <td>8.83</td> <td>36.27</td> <td>9.68</td> </tr> <tr> <td></td> <td></td> <td></td> <td></td> <td></td> <td></td> <td></td> <td></td> <td>100</td> </tr> <tr> <td></td> <td></td> <td></td> <td></td> <td></td> <td></td> <td></td> <td></td> <td>177</td> </tr> <tr> <td></td> <td></td> <td></td> <td></td> <td></td> <td></td> <td></td> <td></td> <td>PEAK</td> </tr> </tbody> </table>	Limit	Read	Ant	Cable	Preamp	Aux	APos	TPos	Remark	Freq	Level	Line Margin	Level Factor	Loss Factor	Loss Factor	Factor	Factor		MHz	dBuV/m	dBuV/m	dB	dBuV	dB/m	dB	dB	cm	1 2462.00	97.27	-----	-----	87.53	27.50	8.83	36.27	9.68									100									177									PEAK
Limit	Read	Ant	Cable	Preamp	Aux	APos	TPos	Remark																																																																																																																								
Freq	Level	Line Margin	Level Factor	Loss Factor	Loss Factor	Factor	Factor																																																																																																																									
MHz	dBuV/m	dBuV/m	dB	dBuV	dB/m	dB	dB	cm																																																																																																																								
1 2484.69	52.17	74.00	-21.83	42.24	27.65	8.87	36.27	9.68																																																																																																																								
								100																																																																																																																								
								177																																																																																																																								
								PEAK																																																																																																																								
Limit	Read	Ant	Cable	Preamp	Aux	APos	TPos	Remark																																																																																																																								
Freq	Level	Line Margin	Level Factor	Loss Factor	Loss Factor	Factor	Factor																																																																																																																									
MHz	dBuV/m	dBuV/m	dB	dBuV	dB/m	dB	dB	cm																																																																																																																								
1 2462.00	97.27	-----	-----	87.53	27.50	8.83	36.27	9.68																																																																																																																								
								100																																																																																																																								
								177																																																																																																																								
								PEAK																																																																																																																								
Avg	<p>Site : 03CH20-HY Condition: AVG_BE_54 3m HF_91200_02360_231030 VERTICAL : RBW:1000.000kHz VBW:0.820kHz SMT:Auto</p> <table border="1"> <thead> <tr> <th>Limit</th> <th>Read</th> <th>Ant</th> <th>Cable</th> <th>Preamp</th> <th>Aux</th> <th>APos</th> <th>TPos</th> <th>Remark</th> </tr> <tr> <th>Freq</th> <th>Level</th> <th>Line Margin</th> <th>Level Factor</th> <th>Loss Factor</th> <th>Loss Factor</th> <th>Factor</th> <th>Factor</th> <th></th> </tr> <tr> <th>MHz</th> <th>dBuV/m</th> <th>dBuV/m</th> <th>dB</th> <th>dBuV</th> <th>dB/m</th> <th>dB</th> <th>dB</th> <th>cm</th> </tr> </thead> <tbody> <tr> <td>1 2484.08</td> <td>41.13</td> <td>54.00</td> <td>-12.87</td> <td>31.21</td> <td>27.64</td> <td>8.87</td> <td>36.27</td> <td>9.68</td> </tr> <tr> <td></td> <td></td> <td></td> <td></td> <td></td> <td></td> <td></td> <td></td> <td>100</td> </tr> <tr> <td></td> <td></td> <td></td> <td></td> <td></td> <td></td> <td></td> <td></td> <td>177</td> </tr> <tr> <td></td> <td></td> <td></td> <td></td> <td></td> <td></td> <td></td> <td></td> <td>AVERAGE</td> </tr> </tbody> </table>	Limit	Read	Ant	Cable	Preamp	Aux	APos	TPos	Remark	Freq	Level	Line Margin	Level Factor	Loss Factor	Loss Factor	Factor	Factor		MHz	dBuV/m	dBuV/m	dB	dBuV	dB/m	dB	dB	cm	1 2484.08	41.13	54.00	-12.87	31.21	27.64	8.87	36.27	9.68									100									177									AVERAGE	<p>Site : 03CH20-HY Condition: AVG_54 3m HF_91200_02360_231030 VERTICAL : RBW:1000.000kHz VBW:0.820kHz SMT:Auto</p> <table border="1"> <thead> <tr> <th>Limit</th> <th>Read</th> <th>Ant</th> <th>Cable</th> <th>Preamp</th> <th>Aux</th> <th>APos</th> <th>TPos</th> <th>Remark</th> </tr> <tr> <th>Freq</th> <th>Level</th> <th>Line Margin</th> <th>Level Factor</th> <th>Loss Factor</th> <th>Loss Factor</th> <th>Factor</th> <th>Factor</th> <th></th> </tr> <tr> <th>MHz</th> <th>dBuV/m</th> <th>dBuV/m</th> <th>dB</th> <th>dBuV</th> <th>dB/m</th> <th>dB</th> <th>dB</th> <th>cm</th> </tr> </thead> <tbody> <tr> <td>1 2462.00</td> <td>89.64</td> <td>-----</td> <td>-----</td> <td>79.91</td> <td>27.50</td> <td>8.82</td> <td>36.27</td> <td>9.68</td> </tr> <tr> <td></td> <td></td> <td></td> <td></td> <td></td> <td></td> <td></td> <td></td> <td>100</td> </tr> <tr> <td></td> <td></td> <td></td> <td></td> <td></td> <td></td> <td></td> <td></td> <td>177</td> </tr> <tr> <td></td> <td></td> <td></td> <td></td> <td></td> <td></td> <td></td> <td></td> <td>AVERAGE</td> </tr> </tbody> </table>	Limit	Read	Ant	Cable	Preamp	Aux	APos	TPos	Remark	Freq	Level	Line Margin	Level Factor	Loss Factor	Loss Factor	Factor	Factor		MHz	dBuV/m	dBuV/m	dB	dBuV	dB/m	dB	dB	cm	1 2462.00	89.64	-----	-----	79.91	27.50	8.82	36.27	9.68									100									177									AVERAGE
Limit	Read	Ant	Cable	Preamp	Aux	APos	TPos	Remark																																																																																																																								
Freq	Level	Line Margin	Level Factor	Loss Factor	Loss Factor	Factor	Factor																																																																																																																									
MHz	dBuV/m	dBuV/m	dB	dBuV	dB/m	dB	dB	cm																																																																																																																								
1 2484.08	41.13	54.00	-12.87	31.21	27.64	8.87	36.27	9.68																																																																																																																								
								100																																																																																																																								
								177																																																																																																																								
								AVERAGE																																																																																																																								
Limit	Read	Ant	Cable	Preamp	Aux	APos	TPos	Remark																																																																																																																								
Freq	Level	Line Margin	Level Factor	Loss Factor	Loss Factor	Factor	Factor																																																																																																																									
MHz	dBuV/m	dBuV/m	dB	dBuV	dB/m	dB	dB	cm																																																																																																																								
1 2462.00	89.64	-----	-----	79.91	27.50	8.82	36.27	9.68																																																																																																																								
								100																																																																																																																								
								177																																																																																																																								
								AVERAGE																																																																																																																								



Mode	9																																																																																																																									
	Harmonic																																																																																																																									
	2400-2483.5_802.11n_HT20_CH11_2462MHz																																																																																																																									
ANT	1																																																																																																																									
Pol.	Horizontal	Vertical																																																																																																																								
Peak Avg	<p>Site : 03CH20-HY Condition: PEAK_74 3m HF_91200_02360_231030 HORIZONTAL</p> <table border="1"> <thead> <tr> <th></th> <th>Limit</th> <th>Read</th> <th>Ant</th> <th>Cable</th> <th>Preamp</th> <th>Aux</th> <th>APos</th> <th>TPos</th> <th>Remark</th> </tr> <tr> <th>Freq</th> <th>Level</th> <th>Line Margin</th> <th>Level</th> <th>Factor</th> <th>Loss Factor</th> <th>Factor</th> <th></th> <th></th> <th></th> </tr> <tr> <th>MHz</th> <th>dBuV/m</th> <th>dBuV/m</th> <th>dB</th> <th>dBuV</th> <th>dB/m</th> <th>dB</th> <th>dB</th> <th>cm</th> <th>deg</th> </tr> </thead> <tbody> <tr> <td>1 4924.00</td> <td>46.56</td> <td>74.00</td> <td>-27.44</td> <td>38.14</td> <td>32.00</td> <td>12.64</td> <td>37.60</td> <td>0.58</td> <td>-- -- PEAK</td> </tr> <tr> <td>2 7386.00</td> <td>48.64</td> <td>74.00</td> <td>-25.36</td> <td>34.00</td> <td>36.66</td> <td>15.52</td> <td>38.67</td> <td>0.33</td> <td>177 358 PEAK</td> </tr> <tr> <td>3 7386.00</td> <td>38.86</td> <td>54.00</td> <td>-15.14</td> <td>25.02</td> <td>36.66</td> <td>15.52</td> <td>38.67</td> <td>0.33</td> <td>177 358 Average</td> </tr> </tbody> </table>		Limit	Read	Ant	Cable	Preamp	Aux	APos	TPos	Remark	Freq	Level	Line Margin	Level	Factor	Loss Factor	Factor				MHz	dBuV/m	dBuV/m	dB	dBuV	dB/m	dB	dB	cm	deg	1 4924.00	46.56	74.00	-27.44	38.14	32.00	12.64	37.60	0.58	-- -- PEAK	2 7386.00	48.64	74.00	-25.36	34.00	36.66	15.52	38.67	0.33	177 358 PEAK	3 7386.00	38.86	54.00	-15.14	25.02	36.66	15.52	38.67	0.33	177 358 Average	<p>Site : 03CH20-HY Condition: PEAK_74 3m HF_91200_02360_231030 VERTICAL</p> <table border="1"> <thead> <tr> <th></th> <th>Limit</th> <th>Read</th> <th>Ant</th> <th>Cable</th> <th>Preamp</th> <th>Aux</th> <th>APos</th> <th>TPos</th> <th>Remark</th> </tr> <tr> <th>Freq</th> <th>Level</th> <th>Line Margin</th> <th>Level</th> <th>Factor</th> <th>Loss Factor</th> <th>Factor</th> <th></th> <th></th> <th></th> </tr> <tr> <th>MHz</th> <th>dBuV/m</th> <th>dBuV/m</th> <th>dB</th> <th>dBuV</th> <th>dB/m</th> <th>dB</th> <th>dB</th> <th>cm</th> <th>deg</th> </tr> </thead> <tbody> <tr> <td>1 4924.00</td> <td>46.00</td> <td>74.00</td> <td>-28.00</td> <td>37.58</td> <td>32.00</td> <td>12.64</td> <td>37.60</td> <td>0.58</td> <td>-- -- PEAK</td> </tr> <tr> <td>2 7386.00</td> <td>49.06</td> <td>74.00</td> <td>-24.94</td> <td>35.22</td> <td>36.66</td> <td>15.52</td> <td>38.67</td> <td>0.33</td> <td>115 260 PEAK</td> </tr> <tr> <td>3 7386.00</td> <td>38.96</td> <td>54.00</td> <td>-15.04</td> <td>25.12</td> <td>36.66</td> <td>15.52</td> <td>38.67</td> <td>0.33</td> <td>115 260 Average</td> </tr> </tbody> </table>		Limit	Read	Ant	Cable	Preamp	Aux	APos	TPos	Remark	Freq	Level	Line Margin	Level	Factor	Loss Factor	Factor				MHz	dBuV/m	dBuV/m	dB	dBuV	dB/m	dB	dB	cm	deg	1 4924.00	46.00	74.00	-28.00	37.58	32.00	12.64	37.60	0.58	-- -- PEAK	2 7386.00	49.06	74.00	-24.94	35.22	36.66	15.52	38.67	0.33	115 260 PEAK	3 7386.00	38.96	54.00	-15.04	25.12	36.66	15.52	38.67	0.33	115 260 Average
		Limit	Read	Ant	Cable	Preamp	Aux	APos	TPos	Remark																																																																																																																
Freq	Level	Line Margin	Level	Factor	Loss Factor	Factor																																																																																																																				
MHz	dBuV/m	dBuV/m	dB	dBuV	dB/m	dB	dB	cm	deg																																																																																																																	
1 4924.00	46.56	74.00	-27.44	38.14	32.00	12.64	37.60	0.58	-- -- PEAK																																																																																																																	
2 7386.00	48.64	74.00	-25.36	34.00	36.66	15.52	38.67	0.33	177 358 PEAK																																																																																																																	
3 7386.00	38.86	54.00	-15.14	25.02	36.66	15.52	38.67	0.33	177 358 Average																																																																																																																	
	Limit	Read	Ant	Cable	Preamp	Aux	APos	TPos	Remark																																																																																																																	
Freq	Level	Line Margin	Level	Factor	Loss Factor	Factor																																																																																																																				
MHz	dBuV/m	dBuV/m	dB	dBuV	dB/m	dB	dB	cm	deg																																																																																																																	
1 4924.00	46.00	74.00	-28.00	37.58	32.00	12.64	37.60	0.58	-- -- PEAK																																																																																																																	
2 7386.00	49.06	74.00	-24.94	35.22	36.66	15.52	38.67	0.33	115 260 PEAK																																																																																																																	
3 7386.00	38.96	54.00	-15.04	25.12	36.66	15.52	38.67	0.33	115 260 Average																																																																																																																	



<b>Mode</b>	<b>9</b>	
	<b>Harmonic</b>	
	<b>2400-2483.5_802.11n HT20_CH11_2462MHz</b>	
<b>ANT</b>	<b>1</b>	
<b>Pol.</b>	<b>Horizontal</b>	<b>Vertical</b>
<b>14.47G</b> <b>~14.5G</b> <b>Avg</b>	<p>Site : 03CH20-HY Condition: AVG_54 3m HF_91200_02360_231030 HORIZONTAL</p>	<p>Site : 03CH20-HY Condition: AVG_54 3m HF_91200_02360_231030 VERTICAL</p>
	<b>17.7G</b> <b>~18G</b> <b>Avg</b>	<p>Site : 03CH20-HY Condition: AVG_54 3m HF_91200_02360_231030 HORIZONTAL</p>



Mode	10																																																																																																																																																																																							
	LF																																																																																																																																																																																							
	2400-2483.5_802.11b_CH06_2437MHz																																																																																																																																																																																							
ANT	1																																																																																																																																																																																							
Pol.	Horizontal	Vertical																																																																																																																																																																																						
QP/ Peak	<p>Site : 03CH20-HY Condition: QP 3m Bilog_55606 &amp; 08_231020 HORIZONTAL</p> <table border="1"> <thead> <tr> <th>Peak</th> <th>Freq (MHz)</th> <th>Level (dBuV/m)</th> <th>Limit (dBuV/m)</th> <th>Line Margin (dB)</th> <th>Read Level (dBuV)</th> <th>Ant Factor (dB/m)</th> <th>Cable Loss (dB)</th> <th>Preamp Factor (dB)</th> <th>Aux Factor (dB)</th> <th>APos (cm)</th> <th>TPos (deg)</th> <th>Remark</th> </tr> </thead> <tbody> <tr><td>1</td><td>32.91</td><td>24.36</td><td>40.00</td><td>-15.64</td><td>35.05</td><td>23.61</td><td>1.05</td><td>35.50</td><td>0.23</td><td>--</td><td>--</td><td>Peak</td></tr> <tr><td>2</td><td>102.75</td><td>33.42</td><td>43.50</td><td>-10.08</td><td>50.22</td><td>16.57</td><td>1.91</td><td>35.50</td><td>0.22</td><td>--</td><td>--</td><td>Peak</td></tr> <tr><td>3</td><td>263.77</td><td>22.44</td><td>46.00</td><td>-23.56</td><td>34.18</td><td>20.30</td><td>2.97</td><td>35.20</td><td>0.19</td><td>--</td><td>--</td><td>Peak</td></tr> <tr><td>4</td><td>475.23</td><td>31.31</td><td>46.00</td><td>-14.69</td><td>38.51</td><td>23.38</td><td>3.96</td><td>34.67</td><td>0.13</td><td>--</td><td>--</td><td>Peak</td></tr> <tr><td>5</td><td>716.76</td><td>34.56</td><td>46.00</td><td>-11.44</td><td>36.34</td><td>27.11</td><td>4.81</td><td>33.86</td><td>0.16</td><td>--</td><td>--</td><td>Peak</td></tr> <tr><td>6</td><td>956.35</td><td>35.68</td><td>46.00</td><td>-10.32</td><td>32.04</td><td>30.98</td><td>5.52</td><td>32.95</td><td>0.09</td><td>--</td><td>--</td><td>Peak</td></tr> </tbody> </table>	Peak	Freq (MHz)	Level (dBuV/m)	Limit (dBuV/m)	Line Margin (dB)	Read Level (dBuV)	Ant Factor (dB/m)	Cable Loss (dB)	Preamp Factor (dB)	Aux Factor (dB)	APos (cm)	TPos (deg)	Remark	1	32.91	24.36	40.00	-15.64	35.05	23.61	1.05	35.50	0.23	--	--	Peak	2	102.75	33.42	43.50	-10.08	50.22	16.57	1.91	35.50	0.22	--	--	Peak	3	263.77	22.44	46.00	-23.56	34.18	20.30	2.97	35.20	0.19	--	--	Peak	4	475.23	31.31	46.00	-14.69	38.51	23.38	3.96	34.67	0.13	--	--	Peak	5	716.76	34.56	46.00	-11.44	36.34	27.11	4.81	33.86	0.16	--	--	Peak	6	956.35	35.68	46.00	-10.32	32.04	30.98	5.52	32.95	0.09	--	--	Peak	<p>Site : 03CH20-HY Condition: QP 3m Bilog_55606 &amp; 08_231020 VERTICAL</p> <table border="1"> <thead> <tr> <th>Peak</th> <th>Freq (MHz)</th> <th>Level (dBuV/m)</th> <th>Limit (dBuV/m)</th> <th>Line Margin (dB)</th> <th>Read Level (dBuV)</th> <th>Ant Factor (dB/m)</th> <th>Cable Loss (dB)</th> <th>Preamp Factor (dB)</th> <th>Aux Factor (dB)</th> <th>APos (cm)</th> <th>TPos (deg)</th> <th>Remark</th> </tr> </thead> <tbody> <tr><td>1</td><td>41.64</td><td>30.32</td><td>40.00</td><td>-9.68</td><td>45.67</td><td>18.78</td><td>1.23</td><td>35.59</td><td>0.23</td><td>--</td><td>--</td><td>Peak</td></tr> <tr><td>2</td><td>102.75</td><td>30.46</td><td>43.50</td><td>-13.04</td><td>47.26</td><td>16.57</td><td>1.91</td><td>35.50</td><td>0.22</td><td>--</td><td>--</td><td>Peak</td></tr> <tr><td>3</td><td>261.83</td><td>22.84</td><td>46.00</td><td>-23.16</td><td>34.67</td><td>20.22</td><td>2.96</td><td>35.20</td><td>0.19</td><td>--</td><td>--</td><td>Peak</td></tr> <tr><td>4</td><td>460.68</td><td>30.17</td><td>46.00</td><td>-15.83</td><td>37.62</td><td>23.21</td><td>3.90</td><td>34.70</td><td>0.14</td><td>--</td><td>--</td><td>Peak</td></tr> <tr><td>5</td><td>741.01</td><td>33.22</td><td>46.00</td><td>-12.78</td><td>33.69</td><td>28.21</td><td>4.89</td><td>33.72</td><td>0.15</td><td>--</td><td>--</td><td>Peak</td></tr> <tr><td>6</td><td>951.50</td><td>35.97</td><td>46.00</td><td>-10.03</td><td>32.51</td><td>30.83</td><td>5.50</td><td>32.97</td><td>0.10</td><td>--</td><td>--</td><td>Peak</td></tr> </tbody> </table>	Peak	Freq (MHz)	Level (dBuV/m)	Limit (dBuV/m)	Line Margin (dB)	Read Level (dBuV)	Ant Factor (dB/m)	Cable Loss (dB)	Preamp Factor (dB)	Aux Factor (dB)	APos (cm)	TPos (deg)	Remark	1	41.64	30.32	40.00	-9.68	45.67	18.78	1.23	35.59	0.23	--	--	Peak	2	102.75	30.46	43.50	-13.04	47.26	16.57	1.91	35.50	0.22	--	--	Peak	3	261.83	22.84	46.00	-23.16	34.67	20.22	2.96	35.20	0.19	--	--	Peak	4	460.68	30.17	46.00	-15.83	37.62	23.21	3.90	34.70	0.14	--	--	Peak	5	741.01	33.22	46.00	-12.78	33.69	28.21	4.89	33.72	0.15	--	--	Peak	6	951.50	35.97	46.00	-10.03	32.51	30.83	5.50	32.97	0.10	--	--	Peak
Peak	Freq (MHz)	Level (dBuV/m)	Limit (dBuV/m)	Line Margin (dB)	Read Level (dBuV)	Ant Factor (dB/m)	Cable Loss (dB)	Preamp Factor (dB)	Aux Factor (dB)	APos (cm)	TPos (deg)	Remark																																																																																																																																																																												
1	32.91	24.36	40.00	-15.64	35.05	23.61	1.05	35.50	0.23	--	--	Peak																																																																																																																																																																												
2	102.75	33.42	43.50	-10.08	50.22	16.57	1.91	35.50	0.22	--	--	Peak																																																																																																																																																																												
3	263.77	22.44	46.00	-23.56	34.18	20.30	2.97	35.20	0.19	--	--	Peak																																																																																																																																																																												
4	475.23	31.31	46.00	-14.69	38.51	23.38	3.96	34.67	0.13	--	--	Peak																																																																																																																																																																												
5	716.76	34.56	46.00	-11.44	36.34	27.11	4.81	33.86	0.16	--	--	Peak																																																																																																																																																																												
6	956.35	35.68	46.00	-10.32	32.04	30.98	5.52	32.95	0.09	--	--	Peak																																																																																																																																																																												
Peak	Freq (MHz)	Level (dBuV/m)	Limit (dBuV/m)	Line Margin (dB)	Read Level (dBuV)	Ant Factor (dB/m)	Cable Loss (dB)	Preamp Factor (dB)	Aux Factor (dB)	APos (cm)	TPos (deg)	Remark																																																																																																																																																																												
1	41.64	30.32	40.00	-9.68	45.67	18.78	1.23	35.59	0.23	--	--	Peak																																																																																																																																																																												
2	102.75	30.46	43.50	-13.04	47.26	16.57	1.91	35.50	0.22	--	--	Peak																																																																																																																																																																												
3	261.83	22.84	46.00	-23.16	34.67	20.22	2.96	35.20	0.19	--	--	Peak																																																																																																																																																																												
4	460.68	30.17	46.00	-15.83	37.62	23.21	3.90	34.70	0.14	--	--	Peak																																																																																																																																																																												
5	741.01	33.22	46.00	-12.78	33.69	28.21	4.89	33.72	0.15	--	--	Peak																																																																																																																																																																												
6	951.50	35.97	46.00	-10.03	32.51	30.83	5.50	32.97	0.10	--	--	Peak																																																																																																																																																																												



Mode	11																																																																									
	SHF																																																																									
	2400-2483.5_802.11b_CH06_2437MHz																																																																									
ANT	1																																																																									
Pol.	Horizontal	Vertical																																																																								
Peak	<p>Site : 03CH20-HY Condition: PEAK_74 1m BBHA9170_1223_240624 HORIZONTAL</p> <table border="1"> <thead> <tr> <th>Limit</th> <th>Read</th> <th>Ant</th> <th>Cable</th> <th>Preamp</th> <th>Aux</th> <th>APos</th> <th>TPos</th> <th>Remark</th> </tr> <tr> <th>Freq Level Line Margin</th> <th>Level Factor</th> <th>Loss Factor</th> <th>Loss Factor</th> <th>Factor</th> <th></th> <th></th> <th></th> <th></th> </tr> <tr> <th>MHz dBuV/m dBuV/m dB</th> <th>dBuV dB/m dB</th> <th>dB</th> <th>dB</th> <th>dB</th> <th>dB</th> <th>cm</th> <th>deg</th> <th></th> </tr> </thead> <tbody> <tr> <td>1 24811.00 42.05 74.00 -31.95</td> <td>36.59 39.32 28.99 53.31 -9.54</td> <td>--</td> <td>--</td> <td>--</td> <td>--</td> <td>--</td> <td>--</td> <td>Peak</td> </tr> </tbody> </table>	Limit	Read	Ant	Cable	Preamp	Aux	APos	TPos	Remark	Freq Level Line Margin	Level Factor	Loss Factor	Loss Factor	Factor					MHz dBuV/m dBuV/m dB	dBuV dB/m dB	dB	dB	dB	dB	cm	deg		1 24811.00 42.05 74.00 -31.95	36.59 39.32 28.99 53.31 -9.54	--	--	--	--	--	--	Peak	<p>Site : 03CH20-HY Condition: PEAK_74 1m BBHA9170_1223_240624 VERTICAL</p> <table border="1"> <thead> <tr> <th>Limit</th> <th>Read</th> <th>Ant</th> <th>Cable</th> <th>Preamp</th> <th>Aux</th> <th>APos</th> <th>TPos</th> <th>Remark</th> </tr> <tr> <th>Freq Level Line Margin</th> <th>Level Factor</th> <th>Loss Factor</th> <th>Loss Factor</th> <th>Factor</th> <th></th> <th></th> <th></th> <th></th> </tr> <tr> <th>MHz dBuV/m dBuV/m dB</th> <th>dBuV dB/m dB</th> <th>dB</th> <th>dB</th> <th>dB</th> <th>dB</th> <th>cm</th> <th>deg</th> <th></th> </tr> </thead> <tbody> <tr> <td>1 24930.00 41.88 74.00 -32.12</td> <td>36.51 39.10 29.05 53.24 -9.54</td> <td>--</td> <td>--</td> <td>--</td> <td>--</td> <td>--</td> <td>--</td> <td>Peak</td> </tr> </tbody> </table>	Limit	Read	Ant	Cable	Preamp	Aux	APos	TPos	Remark	Freq Level Line Margin	Level Factor	Loss Factor	Loss Factor	Factor					MHz dBuV/m dBuV/m dB	dBuV dB/m dB	dB	dB	dB	dB	cm	deg		1 24930.00 41.88 74.00 -32.12	36.51 39.10 29.05 53.24 -9.54	--	--	--	--	--	--	Peak
	Limit	Read	Ant	Cable	Preamp	Aux	APos	TPos	Remark																																																																	
Freq Level Line Margin	Level Factor	Loss Factor	Loss Factor	Factor																																																																						
MHz dBuV/m dBuV/m dB	dBuV dB/m dB	dB	dB	dB	dB	cm	deg																																																																			
1 24811.00 42.05 74.00 -31.95	36.59 39.32 28.99 53.31 -9.54	--	--	--	--	--	--	Peak																																																																		
Limit	Read	Ant	Cable	Preamp	Aux	APos	TPos	Remark																																																																		
Freq Level Line Margin	Level Factor	Loss Factor	Loss Factor	Factor																																																																						
MHz dBuV/m dBuV/m dB	dBuV dB/m dB	dB	dB	dB	dB	cm	deg																																																																			
1 24930.00 41.88 74.00 -32.12	36.51 39.10 29.05 53.24 -9.54	--	--	--	--	--	--	Peak																																																																		



## Appendix D. Duty Cycle Plots

Band	Duty Cycle(%)	T(us)	1/T(kHz)	VBW Setting
802.11b	99.64	-	-	10Hz
802.11g	97.55	1395	0.72	750Hz
2.4GHz 802.11n HT20	97.38	1300	0.77	820Hz

