



FCC RADIO TEST REPORT

FCC ID : HLZA24008
Equipment : Tablet PC
Brand Name : acer
Model Name : A24008
Marketing Name : Acer Iconia X12, X12-11
Applicant : Acer Incorporated
8F., No. 88, Sec. 1, Xintai 5th Rd., Xizhi Dist., New Taipei City 22181, Taiwan (R.O.C)
Manufacturer : Acer Incorporated
8F., No. 88, Sec. 1, Xintai 5th Rd., Xizhi Dist., New Taipei City 22181, Taiwan (R.O.C)
Standard : FCC Part 15 Subpart C §15.247

The product was received on Sep. 19, 2024 and testing was performed from Sep. 27, 2024 to Oct. 15, 2024. We, Sporton International Inc. Wensan Laboratory, would like to declare that the tested sample has been evaluated in accordance with the test procedures and has been in compliance with the applicable technical standards.

The test results in this report apply exclusively to the tested model / sample. Without written approval from Sporton International Inc. Wensan Laboratory, the test report shall not be reproduced except in full.

Louis Wu

Approved by: Louis Wu

Sporton International Inc. Wensan Laboratory

No.58, Aly. 75, Ln. 564, Wenhua 3rd, Rd., Guishan Dist., Taoyuan City 333010, Taiwan (R.O.C.)



Table of Contents

History of this test report..... 3

Summary of Test Result..... 4

1 General Description 5

 1.1 Product Feature of Equipment Under Test..... 5

 1.2 Modification of EUT 6

 1.3 Testing Location 6

 1.4 Applicable Standards..... 6

2 Test Configuration of Equipment Under Test 7

 2.1 Carrier Frequency and Channel 7

 2.2 Test Mode..... 8

 2.3 Connection Diagram of Test System..... 8

 2.4 Support Unit used in test configuration and system 9

 2.5 EUT Operation Test Setup 9

 2.6 Measurement Results Explanation Example..... 9

3 Test Result 10

 3.1 6dB and 99% Bandwidth Measurement 10

 3.2 Output Power Measurement..... 11

 3.3 Power Spectral Density Measurement 12

 3.4 Conducted Band Edges and Spurious Emission Measurement 13

 3.5 Radiated Band Edges and Spurious Emission Measurement 14

 3.6 AC Conducted Emission Measurement..... 18

 3.7 Antenna Requirements 20

4 List of Measuring Equipment..... 21

5 Measurement Uncertainty 22

Appendix A. Conducted Test Results

Appendix B. AC Conducted Emission Test Result

Appendix C. Radiated Spurious Emission Test Data

Appendix D. Duty Cycle Plots

Appendix E. Setup Photographs



History of this test report

Report No.	Version	Description	Issue Date
FR491901C	01	Initial issue of report	Nov. 08, 2024



Summary of Test Result

Report Clause	Ref Std. Clause	Test Items	Result (PASS/FAIL)	Remark
3.1	15.247(a)(2)	6dB Bandwidth	Pass	-
3.1	2.1049	99% Occupied Bandwidth	Pass	-
3.2	15.247(b)	Power Output Measurement	Pass	-
3.3	15.247(e)	Power Spectral Density	Pass	-
3.4	15.247(d)	Conducted Band Edges	Pass	-
		Conducted Spurious Emission	Pass	-
3.5	15.247(d)	Radiated Band Edges and Radiated Spurious Emission	Pass	2.39 dB under the limit at 4874.00 MHz
3.6	15.207	AC Conducted Emission	Pass	15.38 dB under the limit at 0.61 MHz
3.7	15.203	Antenna Requirement	Pass	-

Conformity Assessment Condition:

1. The test results (PASS/FAIL) with all measurement uncertainty excluded are presented against the regulation limits or in accordance with the requirements stipulated by the applicant/manufacturer who shall bear all the risks of non-compliance that may potentially occur if measurement uncertainty is taken into account.
2. The measurement uncertainty please refer to each test result in the section "Measurement Uncertainty".

Disclaimer:

The product specifications of the EUT presented in the test report that may affect the test assessments are declared by the manufacturer who shall take full responsibility for the authenticity.

Reviewed by: Avis Chuang
Report Producer: Ming Chen



1 General Description

1.1 Product Feature of Equipment Under Test

Product Feature
<p>General Specs Bluetooth, Wi-Fi 2.4GHz 802.11b/g/n, Wi-Fi 5GHz 802.11a/n/ac and GNSS.</p> <p>Antenna Type WLAN: FPC Antenna Bluetooth: FPC Antenna GPS / Glonass / BDS / Galileo: FPC Antenna</p>

Antenna information		
2400 MHz ~ 2483.5 MHz	Peak Gain (dBi)	-1.67

Remark: The EUT's information above is declared by manufacturer. Please refer to Disclaimer in report summary.

SKU LIST				
Model	SKU1_8G+128G	SKU2_8G+128G	SKU3_8G+256G	SKU4_8G+256G
CPU	MTK MT8781N	MTK MT8781N	MTK MT8781N	MTK MT8781N
LCM	EDO 12.6", EC60QBC71.A	EDO 12.6", EC60QBC71.A	EDO 12.6", EC60QBC71.A	EDO 12.6", EC60QBC71.A
UMCP	Spectek SMVUM17YZZCD91SK SM, 8+128GB	KEYMOS KU16B6XOBFM-DBF, 8+128GB	Spectek SMVUM181ZZCDA1SK PR, 8+256GB	KEYMOS KU21S6XOBFM-DDF, 8+256GB
Battery	UTL U28100115PV/1S2P/10 000mAh 3.8V	UTL U28100115PV/1S2P/10 000mAh 3.8V	UTL U28100115PV/1S2P/10 000mAh 3.8V	UTL U28100115PV/1S2P/10 000mAh 3.8V
Wifi / Bluetooth	MTK MT6631	MTK MT6631	MTK MT6631	MTK MT6631
Front Camera	Zhuocheng OV08D10, 8MP	Zhuocheng OV08D10, 8MP	Zhuocheng OV08D10, 8MP	Zhuocheng OV08D10, 8MP
Rear Camera	Zhuocheng OV13B10, 13MP	Zhuocheng OV13B10, 13MP	Zhuocheng OV13B10, 13MP	Zhuocheng OV13B10, 13MP
Adapter	Aoda A829-120167C-AR1 A829-120167C-US1 A829-120167C-EU1 A829-120167C-TL1 A829-120167C-UK1	Aoda A829-120167C-AR1 A829-120167C-US1 A829-120167C-EU1 A829-120167C-TL1 A829-120167C-UK1	Aoda A829-120167C-AR1 A829-120167C-US1 A829-120167C-EU1 A829-120167C-TL1 A829-120167C-UK1	Aoda A829-120167C-AR1 A829-120167C-US1 A829-120167C-EU1 A829-120167C-TL1 A829-120167C-UK1



1.2 Modification of EUT

No modifications made to the EUT during the testing.

1.3 Testing Location

Test Site	Sporton International Inc. Wensan Laboratory
Test Site Location	No.58, Aly. 75, Ln. 564, Wenhua 3rd, Rd., Guishan Dist., Taoyuan City 333010 TEL: +886-3-327-0868 FAX: +886-3-327-0855
Test Site No.	Sporton Site No. TH05-HY, CO07-HY, 03CH20-HY

Note: The test site complies with ANSI C63.4 2014 requirement.

FCC designation No.: TW3786

1.4 Applicable Standards

According to the specifications declared by the manufacturer, the EUT must comply with the requirements of the following standards:

- ♦ FCC Part 15 Subpart C §15.247
- ♦ FCC KDB Publication No. 558074 D01 15.247 Meas Guidance v05r02
- ♦ FCC KDB 414788 D01 Radiated Test Site v01r01.
- ♦ ANSI C63.10-2013

Remark:

1. All the test items were validated and recorded in accordance with the standards without any modification during the testing.
2. The TAF code is not including all the FCC KDB listed without accreditation.



2 Test Configuration of Equipment Under Test

- a. The EUT has been associated with peripherals and configuration operated in a manner tended to maximize its emission characteristics in a typical application. Frequency range investigated: conduction emission (150 kHz to 30 MHz), radiation emission (9 kHz to the 10th harmonic of the highest fundamental frequency or to 40 GHz, whichever is lower). For radiated measurement, the measured emission level of the EUT was maximized by rotating the EUT on a turntable, adjusting the orientation of the EUT and EUT antenna in three orthogonal axis (X: flat, Y: portrait, Z: landscape), and adjusting the measurement antenna orientation, following C63.10 exploratory test procedures and only the worst case emissions were reported in this report.

- b. AC power line Conducted Emission was tested under maximum output power.

2.1 Carrier Frequency and Channel

Frequency Band	Channel	Freq. (MHz)	Channel	Freq. (MHz)
2400-2483.5 MHz	1	2412	7	2442
	2	2417	8	2447
	3	2422	9	2452
	4	2427	10	2457
	5	2432	11	2462
	6	2437		

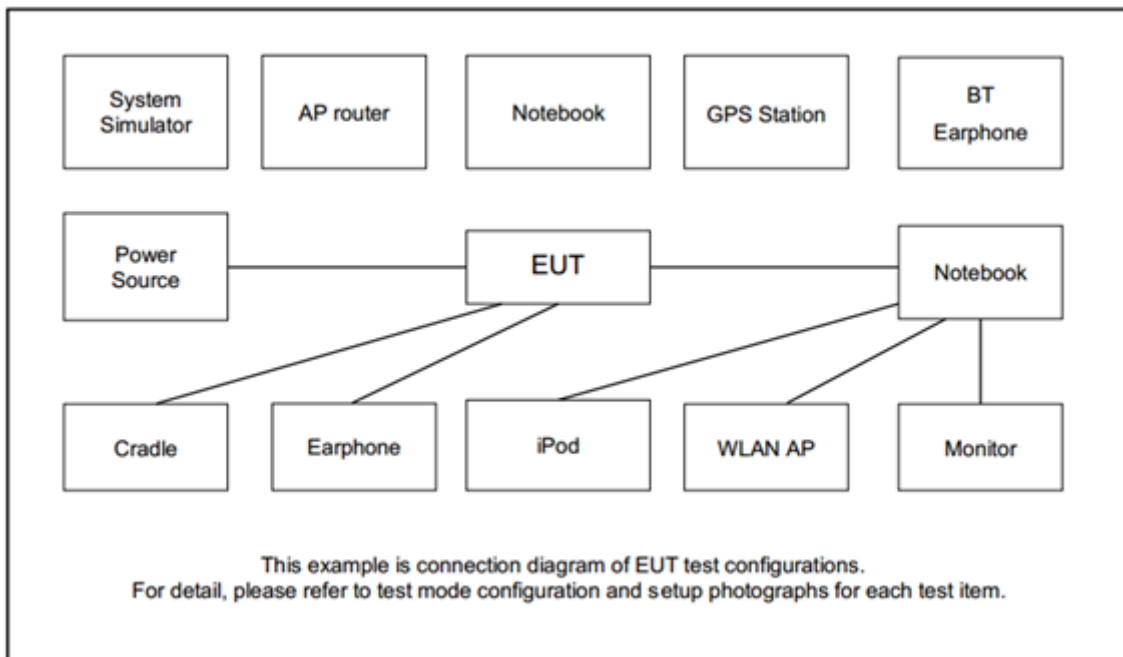
2.2 Test Mode

The final test modes include the worst data rates for each modulation shown in the table below.

Modulation	Data Rate
802.11b	1 Mbps
802.11g	6 Mbps
802.11n HT20	MCS0

Test Cases	
AC Conducted Emission	Mode 1 :WLAN (2.4GHz) Link + Bluetooth Link + Earphone + USB Cable (Charging from AC Adapter) for SKU3_8G+256G
Remark: For Radiated Test Cases, the tests were performed with SKU3_8G+256G.	

2.3 Connection Diagram of Test System





2.4 Support Unit used in test configuration and system

Item	Equipment	Brand Name	Model Name	FCC ID	Data Cable	Power Cord
1.	Bluetooth Earphone	Sony Ericsson	MW600	PY7DDA-2029	N/A	N/A
2.	WLAN AP	ASUS	RT-AC52	MSQ-RTAC4A00	N/A	Unshielded, 1.8 m
3.	Notebook	DELL	Latitude 3400	FCC DoC	N/A	AC I/P: Unshielded, 1.2 m DC O/P: Shielded, 1.8 m
4.	Earphone + Mic	Samsung	Ecouteur	N/A	N/A	Unshielded, 1.8 m
5.	Earphone	MOTO	JYN1181B	N/A	N/A	Unshielded, 1.2m

2.5 EUT Operation Test Setup

The RF test items, make the EUT (SW: Acer_AV0U0_X12-11_RV00RB03_EEA_GEN1) get into the engineering modes to provide channel selection, power level, data rate and the application type and for continuous transmitting signals.

2.6 Measurement Results Explanation Example

For all conducted test items:

The offset level is set in the spectrum analyzer to compensate the RF cable loss and attenuator factor between EUT conducted output port and spectrum analyzer. With the offset compensation, the spectrum analyzer reading level is exactly the EUT RF output level.

Example:

The spectrum analyzer offset is derived from RF cable loss and attenuator factor.

Offset = RF cable loss + attenuator factor.

Following shows an offset computation example with cable loss 4.2 dB and 10 dB attenuator.

$$\begin{aligned} \text{Offset}(dB) &= \text{RF cable loss}(dB) + \text{attenuator factor}(dB). \\ &= 4.2 + 10 = 14.2 \text{ (dB)} \end{aligned}$$

3 Test Result

3.1 6dB and 99% Bandwidth Measurement

3.1.1 Limit of 6dB and 99% Bandwidth

The minimum 6 dB bandwidth shall be at least 500 kHz.

3.1.2 Measuring Instruments

Please refer to the measuring equipment list in this test report.

3.1.3 Test Procedures

1. The testing follows the ANSI C63.10 Section 6.9.3 (OBW) and 11.8.1 (6dB BW).
2. The RF output of EUT is connected to the spectrum analyzer by RF cable and attenuator. The path loss is compensated to the results for each measurement.
3. Set the maximum power setting and enable the EUT to transmit continuously.
4. Make the measurement with the spectrum analyzer's resolution bandwidth (RBW) = 100 kHz. Set the Video bandwidth (VBW) = 300 kHz. In order to make an accurate measurement. The 6 dB bandwidth must be greater than 500 kHz.
5. For 99% Bandwidth Measurement, the spectrum analyzer's resolution bandwidth (RBW) is set 1-5% of the emission bandwidth and set the Video bandwidth (VBW) $\geq 3 * RBW$.
6. Measure and record the results in the test report.

3.1.4 Test Setup



3.1.5 Test Result of 6dB and 99% Occupied Bandwidth

Please refer to Appendix A.

3.2 Output Power Measurement

3.2.1 Limit of Output Power

For systems using digital modulation in the 2400-2483.5 MHz, the limit for output power is 30 dBm. If transmitting antenna with directional gain greater than 6 dBi is used, the peak output power from the intentional radiator shall be reduced below the above stated value by the amount in dB that the directional gain of the antenna exceeds 6 dBi. In case of point-to-point operation, the limit has to be reduced by 1 dB for every 3 dB that the directional gain of the antenna exceeds 6 dBi.

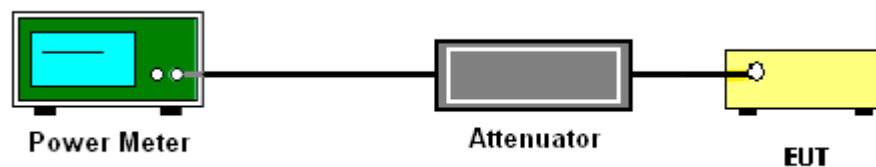
3.2.2 Measuring Instruments

Please refer to the measuring equipment list in this test report.

3.2.3 Test Procedures

1. For Average Power, the testing follows ANSI C63.10 Section 11.9.2.3.2 Method AVGPM-G
2. The RF output of EUT is connected to the power meter by RF cable and attenuator. The path loss is compensated to the results for each measurement.
3. Set the maximum power setting and enable the EUT to transmit continuously.
4. Measure the conducted output power and record the results in the test report.

3.2.4 Test Setup



3.2.5 Test Result of Average Output Power

Please refer to Appendix A.

3.3 Power Spectral Density Measurement

3.3.1 Limit of Power Spectral Density

The peak power spectral density shall not be greater than 8 dBm in any 3 kHz band at any time interval of continuous transmission.

3.3.2 Measuring Instruments

Please refer to the measuring equipment list in this test report.

3.3.3 Test Procedures

1. The testing follows the ANSI C63.10 Section 11.10.2 Method PKPSD.
2. The RF output of EUT is connected to the spectrum analyzer by RF cable and attenuator. The path loss is compensated to the results for each measurement.
3. Set the maximum power setting and enable the EUT to transmit continuously.
4. Make the measurement with the spectrum analyzer's resolution bandwidth (RBW) = 3 kHz. Video bandwidth VBW = 10 kHz In order to make an accurate measurement, set the span to 1.5 times DTS Channel Bandwidth. (6dB BW)
5. Detector = peak, Sweep time = auto couple, Trace mode = max hold, Allow trace to fully stabilize. Use the peak marker function to determine the maximum power level.
6. Measure and record the results in the test report.

3.3.4 Test Setup



3.3.5 Test Result of Power Spectral Density

Please refer to Appendix A.

3.4 Conducted Band Edges and Spurious Emission Measurement

3.4.1 Limit of Conducted Band Edges and Spurious Emission Measurement

In any 100 kHz bandwidth outside of the authorized frequency band, the emissions which fall in the non-restricted bands shall be attenuated at least 20 dB / 30dB relative to the maximum PSD level in 100 kHz by RF conducted measurement.

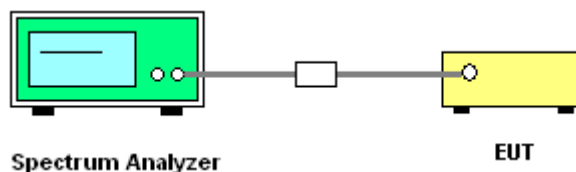
3.4.2 Measuring Instruments

Please refer to the measuring equipment list in this test report.

3.4.3 Test Procedures

1. The testing follows the ANSI C63.10 Section 11.11.3 Emission level measurement.
2. The RF output of EUT is connected to the spectrum analyzer by RF cable and attenuator. The path loss is compensated to the results for each measurement.
3. Set the maximum power setting and enable the EUT to transmit continuously.
4. Set RBW = 100 kHz, VBW=300 kHz, Peak Detector. Unwanted Emissions measured in any 100 kHz bandwidth outside of the authorized frequency band shall be attenuated by at least 20 dB relative to the maximum in-band peak PSD level in 100 kHz when maximum peak conducted output power procedure is used. If the transmitter complies with the conducted power limits based on the use of RMS averaging over a time interval, the attenuation required under this paragraph shall be 30 dB instead of 20 dB per 15.247(d).
5. Measure and record the results in the test report.
6. The RF fundamental frequency should be excluded against the limit line in the operating frequency band.

3.4.4 Test Setup



3.4.5 Test Result of Conducted Band Edges and Spurious Emission

Please refer to Appendix A.



3.5 Radiated Band Edges and Spurious Emission Measurement

3.5.1 Limit of Radiated band edge and Spurious Emission Measurement

In any 100 kHz bandwidth outside the intentional radiator frequency band, all harmonics/spurious must be at least 20 dB below the highest emission level within the authorized band. If the output power of this device is measured by spectrum analyzer, the attenuation under this paragraph shall be 30 dB instead of 20 dB. In addition, radiated emissions which fall in the restricted bands must also comply with the limits as below.

Frequency (MHz)	Field Strength (microvolts/meter)	Measurement Distance (meters)
0.009 – 0.490	2400/F(kHz)	300
0.490 – 1.705	24000/F(kHz)	30
1.705 – 30.0	30	30
30 – 88	100	3
88 – 216	150	3
216 - 960	200	3
Above 960	500	3

3.5.2 Measuring Instruments

Please refer to the measuring equipment list in this test report.

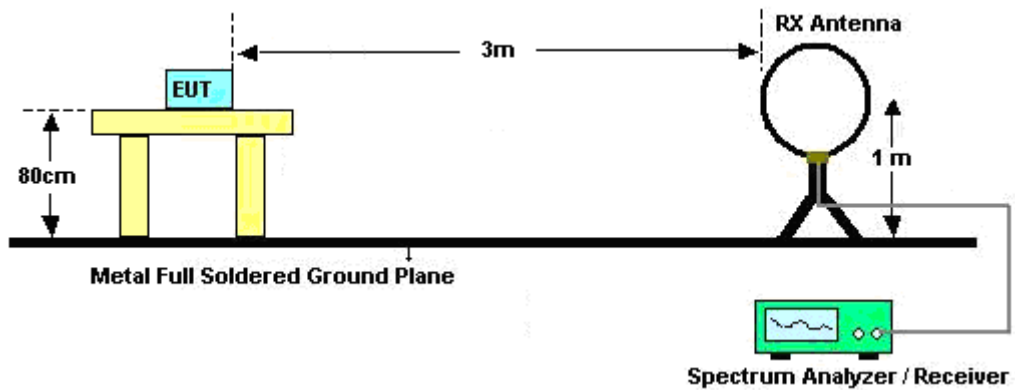
3.5.3 Test Procedures

1. The testing follows the ANSI C63.10 Section 11.12.1 Radiated emission measurements.
2. The EUT is arranged to its worst case and then tune the antenna tower (from 1 m to 4 m) and turntable (from 0 degree to 360 degrees) to find the maximum reading. A pre-amp and a high pass filter are used for the test in order to get better signal level.
3. The EUT is placed on a turntable with 0.8 meter for frequency below 1 GHz and 1.5 meter for frequency above 1 GHz respectively above ground.
4. The EUT is set 3 meters away from the receiving antenna, which is mounted on the top of a variable height antenna tower.
5. Corrected Reading: Antenna Factor + Cable Loss + Read Level - Preamp Factor = Level
6. Radiated testing below 1 GHz is performed by adjusting the antenna tower from 1 m to 4 m and by rotating the turn table from 0 degree to 360 degrees to find the peak maximum hold reading. When there is no suspected emission found and the emission level is with at least 6 dB margin against QP limit line, the position is marked as “-“.

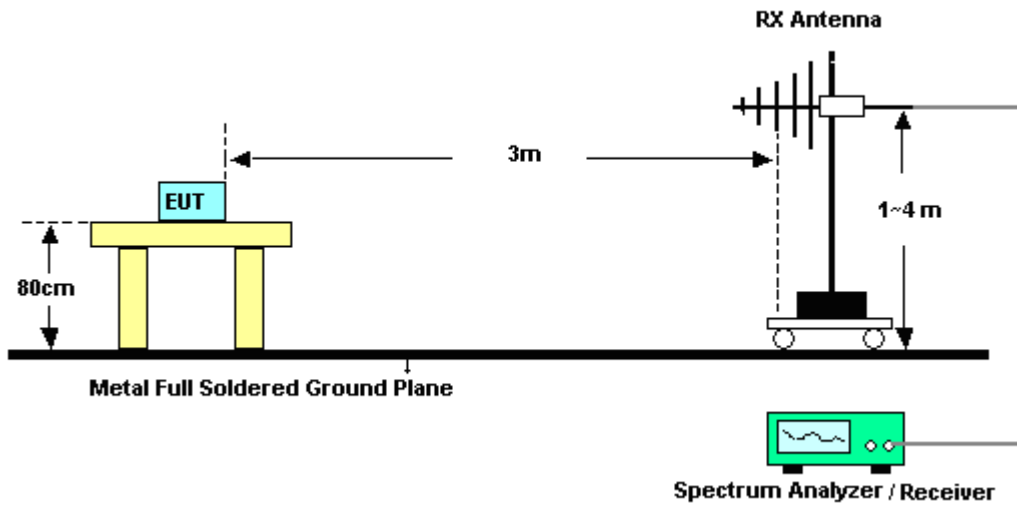
7. Radiated testing above 1 GHz is performed by adjusting the antenna tower from 1 m to 4 m and by rotating the turn table from 0 degree to 360 degrees to find the peak maximum hold reading for scanning all frequencies. When there is no suspected emission found and the harmonic emission level is with at least 6 dB margin against average limit line, the position is marked as “-“.
8. Use the following spectrum analyzer settings:
 - (1) Span shall wide enough to fully capture the emission being measured;
 - (2) Set RBW = 100 kHz for $f < 1$ GHz; VBW \geq RBW; Sweep = auto; Detector function = peak; Trace = max hold;
 - (3) Set RBW = 1 MHz, VBW = 3 MHz for $f \geq 1$ GHz for peak measurement.For average measurement:
 - VBW = 10 Hz, when duty cycle is no less than 98 percent.
 - VBW $\geq 1/T$, when duty cycle is less than 98 percent where T is the minimum transmission duration over which the transmitter is on and is transmitting at its maximum power control level for the tested mode of operation.

3.5.4 Test Setup

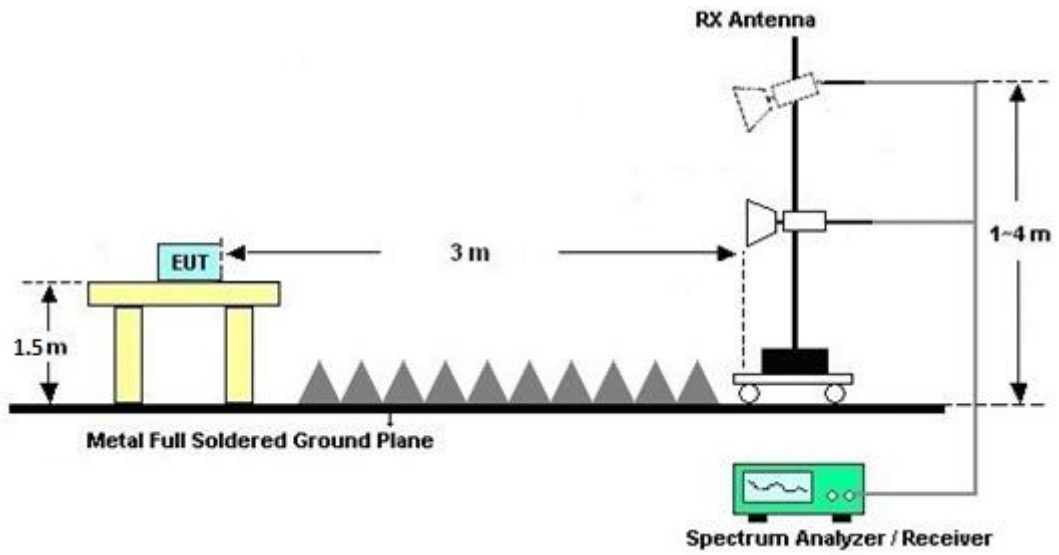
For radiated emissions below 30MHz



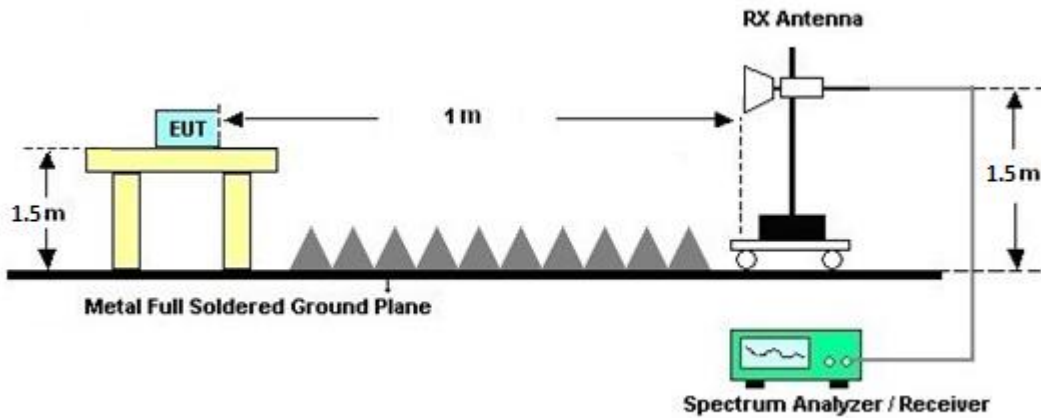
For radiated emissions from 30MHz to 1GHz



For radiated test from 1GHz to 18GHz



For radiated test above 18GHz



3.5.5 Test Results of Radiated Spurious Emissions (9kHz ~ 30MHz)

The low frequency, which starts from 9 kHz to 30 MHz, is pre-scanned and the result which is 20 dB lower than the limit line is not reported.

There is adequate comparison measurement of both open-field test site and alternative test site - semi-Anechoic chamber according to 414788 D01 Radiated Test Site v01r01, and the result comes out very similar.

3.5.6 Test Result of Radiated Spurious at Band Edges

Please refer to Appendix C.

3.5.7 Duty Cycle

Please refer to Appendix D.

3.5.8 Test Result of Radiated Spurious Emission (30MHz ~ 10th Harmonic)

Please refer to Appendix C.



3.6 AC Conducted Emission Measurement

3.6.1 Limit of AC Conducted Emission

For equipment that is designed to be connected to the public utility (AC) power line, the radio frequency voltage that is conducted back onto the AC power line on any frequency or frequencies within the band 150 kHz to 30 MHz shall not exceed the limits in the following table.

Frequency of Emission (MHz)	Conducted Limit (dBµV)	
	Quasi-Peak	Average
0.15-0.5	66 to 56*	56 to 46*
0.5-5	56	46
5-30	60	50

*Decreases with the logarithm of the frequency.

3.6.2 Measuring Instruments

Please refer to the measuring equipment list in this test report.

3.6.3 Test Procedures

1. The EUT is placed 0.4 meter away from the conducting wall of the shielding room, and is kept at least 80 centimeters from any other grounded conducting surface.
2. Connect EUT to the power mains through a line impedance stabilization network (LISN).
3. All the support units are connecting to the other LISN.
4. The LISN provides 50 ohm coupling impedance for the measuring instrument.
5. The FCC states that a 50 ohm, 50 microhenry LISN shall be used.
6. Both Line and Neutral shall be tested in order to find out the maximum conducted emission.
7. The frequency range from 150 kHz to 30 MHz is scanned.
8. Set the test-receiver system to Peak Detect Function and specified bandwidth (IF bandwidth = 9kHz) with Maximum Hold Mode.

3.6.4 Test Setup



3.6.5 Test Result of AC Conducted Emission

Please refer to Appendix B.



3.7 Antenna Requirements

3.7.1 Standard Applicable

An intentional radiator shall be designed to ensure that no antenna other than that furnished by the responsible party shall be used with the device. The use of a permanently attached antenna or of an antenna that uses a unique coupling to the intentional radiator shall be considered sufficient to comply with the provisions of this section. The manufacturer may design the unit so that a broken antenna can be replaced by the user, but the use of a standard antenna jack or electrical connector is prohibited. This requirement does not apply to carrier current devices or to devices operated under the provisions of § 15.211, 15.213, 15.217, 15.219, 15.221, or § 15.236. Further, this requirement does not apply to intentional radiators that must be professionally installed, such as perimeter protection systems and some field disturbance sensors, or to other intentional radiators which, in accordance with § 15.31(d), must be measured at the installation site. However, the installer shall be responsible for ensuring that the proper antenna is employed so that the limits in this part are not exceeded.

3.7.2 Antenna Anti-Replacement Construction

Antenna permanently attached.



4 List of Measuring Equipment

Instrument	Brand Name	Model No.	Serial No.	Characteristics	Calibration Date	Test Date	Due Date	Remark
EMI Test Receiver	Keysight	N9038B	MY62210111	N/A	Sep. 03, 2024	Oct. 07, 2024 ~ Oct. 13, 2024	Sep. 02, 2025	Radiation (03CH20-HY)
Loop Antenna	Rohde & Schwarz	HFH2-Z2	100488	9 kHz~30 MHz	Aug. 29, 2024	Oct. 07, 2024 ~ Oct. 13, 2024	Aug. 28, 2025	Radiation (03CH20-HY)
Preamplifier	EMEC	EM18G40G	060801	18GHz~40GHz	May 27, 2024	Oct. 07, 2024 ~ Oct. 13, 2024	May 26, 2025	Radiation (03CH20-HY)
Controller	ChainTek	3000-1	N/A	Control Turn table & Ant Mast	N/A	Oct. 07, 2024 ~ Oct. 13, 2024	N/A	Radiation (03CH20-HY)
Antenna Mast	ChainTek	MBS-520-1	N/A	1m~4m	N/A	Oct. 07, 2024 ~ Oct. 13, 2024	N/A	Radiation (03CH20-HY)
Turn Table	ChainTek	T-200-S-1	N/A	0~360 Degree	N/A	Oct. 07, 2024 ~ Oct. 13, 2024	N/A	Radiation (03CH20-HY)
Signal Analyzer	Keysight	N9010B	MY60240520	N/A	Dec. 12, 2023	Oct. 07, 2024 ~ Oct. 13, 2024	Dec. 11, 2024	Radiation (03CH20-HY)
Bilog Antenna	TESEQ	CBL 6111D&00802 N1D01N-06	55606 & 08	30MHz~1GHz	Oct. 20, 2023	Oct. 07, 2024 ~ Oct. 13, 2024	Oct. 19, 2024	Radiation (03CH20-HY)
Horn Antenna	SCHWARZBECK	BBHA 9120 D	02360	1GHz-18GHz	Oct. 30, 2023	Oct. 07, 2024 ~ Oct. 13, 2024	Oct. 29, 2024	Radiation (03CH20-HY)
SHF-EHF Horn Antenna	SCHWARZBECK	BBHA 9170	1223	18GHz-40GHz	Jun. 24, 2024	Oct. 07, 2024 ~ Oct. 13, 2024	Jun. 23, 2025	Radiation (03CH20-HY)
Preamplifier	COM-POWER	PAM-103	18020201	1MHZ-1000MHZ	Jan. 01, 2024	Oct. 07, 2024 ~ Oct. 13, 2024	Dec. 31, 2024	Radiation (03CH20-HY)
Amplifier	EMCI	EMC118A45SE	980792	N/A	Nov. 13, 2023	Oct. 07, 2024 ~ Oct. 13, 2024	Nov. 12, 2024	Radiation (03CH20-HY)
RF Cable	HUBER + SUHNER	SUCOFLEX 102	519229/2,804 015/2,804027 /2	N/A	Jan. 17, 2024	Oct. 07, 2024 ~ Oct. 13, 2024	Jan. 16, 2025	Radiation (03CH20-HY)
Hygrometer	TECPEL	DTM-303A	TP211382	N/A	Mar. 27, 2024	Oct. 07, 2024 ~ Oct. 13, 2024	Mar. 26, 2025	Radiation (03CH20-HY)
Software	Audix	N/A	RK-002156	N/A	N/A	Oct. 07, 2024 ~ Oct. 13, 2024	N/A	Radiation (03CH20-HY)
AC Power Source	ACPOWER	AFC-11003G	F317040033	N/A	N/A	Sep. 27, 2024	N/A	Conduction (CO07-HY)
Software	Rohde & Schwarz	EMC32 V10.30	N/A	N/A	N/A	Sep. 27, 2024	N/A	Conduction (CO07-HY)
Pulse Limiter	SCHWARZBECK	VTSD 9561-F N	9561-F N00373	9kHz-200MHz	Oct. 20, 2023	Sep. 27, 2024	Oct. 19, 2024	Conduction (CO07-HY)
RF Cable	HUBER + SUHNER	RG 214/U	1358175	9kHz~30MHz	Mar. 14, 2024	Sep. 27, 2024	Mar. 13, 2025	Conduction (CO07-HY)
Two-Line V-Network	TESEQ	NNB 51	45051	N/A	Mar. 10, 2024	Sep. 27, 2024	Mar. 09, 2025	Conduction (CO07-HY)
Four-Line V-Network	TESEQ	NNB 52	36122	N/A	Mar. 07, 2024	Sep. 27, 2024	Mar. 06, 2025	Conduction (CO07-HY)
EMI Test Receiver	Rohde & Schwarz	ESC17	100724	9kHz~7GHz	Feb. 20, 2024	Sep. 27, 2024	Feb. 19, 2025	Conduction (CO07-HY)
Hygrometer	TECPEL	DTM-303A	TP201996	N/A	Nov. 07, 2023	Oct. 03, 2024~ Oct. 15, 2024	Nov. 06, 2024	Conducted (TH05-HY)
Power Sensor	DARE	RPR3006W	15I00041SN O10 (NO:248)	10MHz~6GHz	Jan. 10, 2024	Oct. 03, 2024~ Oct. 15, 2024	Jan. 09, 2025	Conducted (TH05-HY)
Signal Analyzer	Rohde & Schwarz	FSV40	101566	10Hz~40GHz	Aug. 23, 2024	Oct. 03, 2024~ Oct. 15, 2024	Aug. 22, 2025	Conducted (TH05-HY)
Switch Control Mainframe	Burgeon	ETF-058	EC1300484 (BOX3)	N/A	May 20, 2024	Oct. 03, 2024~ Oct. 15, 2024	May 19, 2025	Conducted (TH05-HY)
Software	Sporton	BTWIFI_Final_version_240920	N/A	Conducted Other Test Item	N/A	Oct. 03, 2024~ Oct. 15, 2024	N/A	Conducted (TH05-HY)



5 Measurement Uncertainty

Uncertainty of Conducted Emission Measurement (150 kHz ~ 30 MHz)

Measuring Uncertainty for a Level of Confidence of 95% ($U = 2Uc(y)$)	3.44 dB
---	---------

Uncertainty of Radiated Emission Measurement (30 MHz ~ 1000 MHz)

Measuring Uncertainty for a Level of Confidence of 95% ($U = 2Uc(y)$)	6.40 dB
---	---------

Uncertainty of Radiated Emission Measurement (1000 MHz ~ 6000 MHz)

Measuring Uncertainty for a Level of Confidence of 95% ($U = 2Uc(y)$)	4.50 dB
---	---------

Uncertainty of Radiated Emission Measurement (6000 MHz ~ 18000 MHz)

Measuring Uncertainty for a Level of Confidence of 95% ($U = 2Uc(y)$)	4.60 dB
---	---------

Uncertainty of Radiated Emission Measurement (18000 MHz ~ 40000 MHz)

Measuring Uncertainty for a Level of Confidence of 95% ($U = 2Uc(y)$)	5.40 dB
---	---------

Appendix A. Test Result of Conducted Test Items

Test Engineer:	Mina Liu	Temperature:	21~25	°C
Test Date:	2024/10/3~2024/10/15	Relative Humidity:	51~54	%

TEST RESULTS DATA
6dB and 99% Occupied Bandwidth

2.4GHz Band Single Antenna										
Mod.	Data Rate	NTX	CH.	Freq. (MHz)	99% Occupied BW (MHz)		6dB BW (MHz)		6dB BW Limit (MHz)	Pass/Fail
					Ant1	Ant2	Ant1	Ant2		
11b	1Mbps	1	1	2412	13.07	-	8.05	-	0.50	Pass
11b	1Mbps	1	6	2437	12.92	-	8.05	-	0.50	Pass
11b	1Mbps	1	11	2462	12.96	-	8.06	-	0.50	Pass
11g	6Mbps	1	1	2412	17.14	-	16.34	-	0.50	Pass
11g	6Mbps	1	6	2437	16.74	-	15.43	-	0.50	Pass
11g	6Mbps	1	11	2462	16.73	-	15.32	-	0.50	Pass
HT20	MCS0	1	1	2412	18.09	-	17.58	-	0.50	Pass
HT20	MCS0	1	6	2437	17.76	-	15.14	-	0.50	Pass
HT20	MCS0	1	11	2462	17.75	-	15.11	-	0.50	Pass

TEST RESULTS DATA
Average Output Power

2.4GHz Band Single Antenna																
Mod.	Data Rate	NTX	CH.	Freq. (MHz)	Average Conducted Power (dBm)			Conducted Power Limit (dBm)		DG (dBi)		EIRP Power (dBm)		EIRP Power Limit (dBm)		Pass /Fail
					Ant1	Ant2	SUM	Ant1	Ant2	Ant1	Ant2	Ant1	Ant2	Ant1	Ant2	
11b	1Mbps	1	1	2412	12.00	-		30.00	-	-1.67	-	10.33	-	36.00	-	Pass
11b	1Mbps	1	6	2437	11.80	-		30.00	-	-1.67	-	10.13	-	36.00	-	Pass
11b	1Mbps	1	11	2462	12.20	-		30.00	-	-1.67	-	10.53	-	36.00	-	Pass
11g	6Mbps	1	1	2412	12.20	-		30.00	-	-1.67	-	10.53	-	36.00	-	Pass
11g	6Mbps	1	6	2437	12.20	-		30.00	-	-1.67	-	10.53	-	36.00	-	Pass
11g	6Mbps	1	11	2462	12.30	-		30.00	-	-1.67	-	10.63	-	36.00	-	Pass
HT20	MCS0	1	1	2412	12.20	-		30.00	-	-1.67	-	10.53	-	36.00	-	Pass
HT20	MCS0	1	6	2437	12.30	-		30.00	-	-1.67	-	10.63	-	36.00	-	Pass
HT20	MCS0	1	11	2462	12.10	-		30.00	-	-1.67	-	10.43	-	36.00	-	Pass

Note: Measured power (dBm) has offset with cable loss.

TEST RESULTS DATA
Peak Power Spectral Density

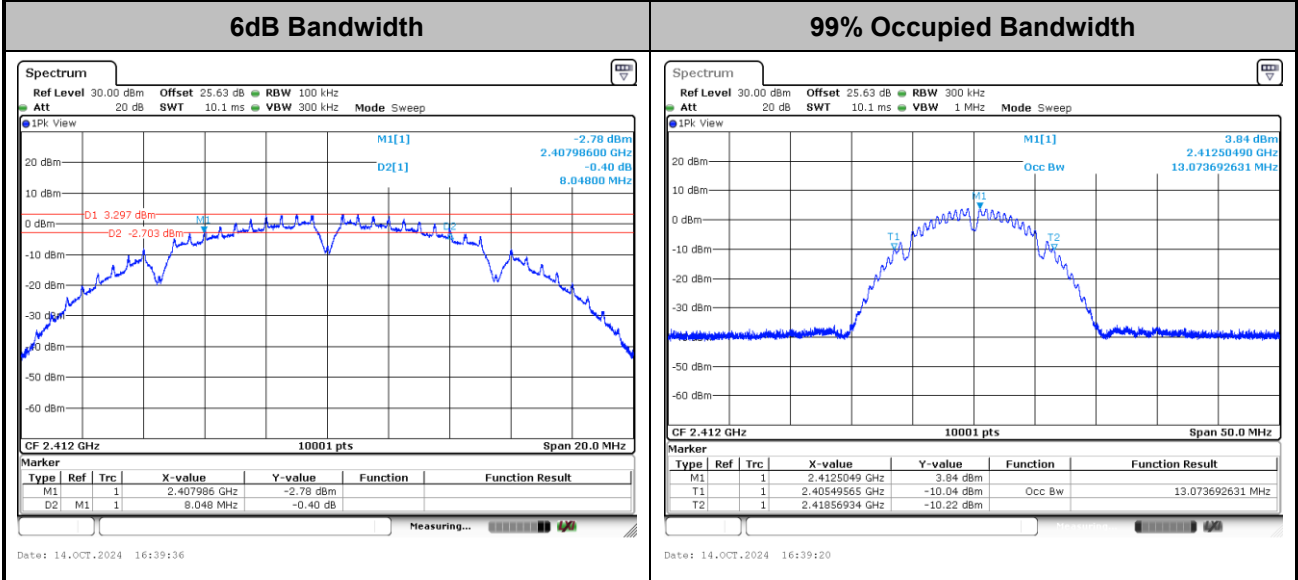
2.4GHz Band Single Antenna												
Mod.	Data Rate	NTX	CH.	Freq. (MHz)	Peak PSD (dBm/3kHz)			DG (dBi)		Peak PSD Limit (dBm/3kHz)		Pass/Fail
					Ant1	Ant2	Worse + 3.01	Ant1	Ant2	Ant1	Ant2	
11b	1Mbps	1	1	2412	-10.70	-		-1.67	-	8.00	-	Pass
11b	1Mbps	1	6	2437	-10.47	-		-1.67	-	8.00	-	Pass
11b	1Mbps	1	11	2462	-10.51	-		-1.67	-	8.00	-	Pass
11g	6Mbps	1	1	2412	-13.37	-		-1.67	-	8.00	-	Pass
11g	6Mbps	1	6	2437	-13.13	-		-1.67	-	8.00	-	Pass
11g	6Mbps	1	11	2462	-12.96	-		-1.67	-	8.00	-	Pass
HT20	MCS0	1	1	2412	-13.20	-		-1.67	-	8.00	-	Pass
HT20	MCS0	1	6	2437	-13.12	-		-1.67	-	8.00	-	Pass
HT20	MCS0	1	11	2462	-13.56	-		-1.67	-	8.00	-	Pass

Measured power density (dBm) has offset with cable loss.



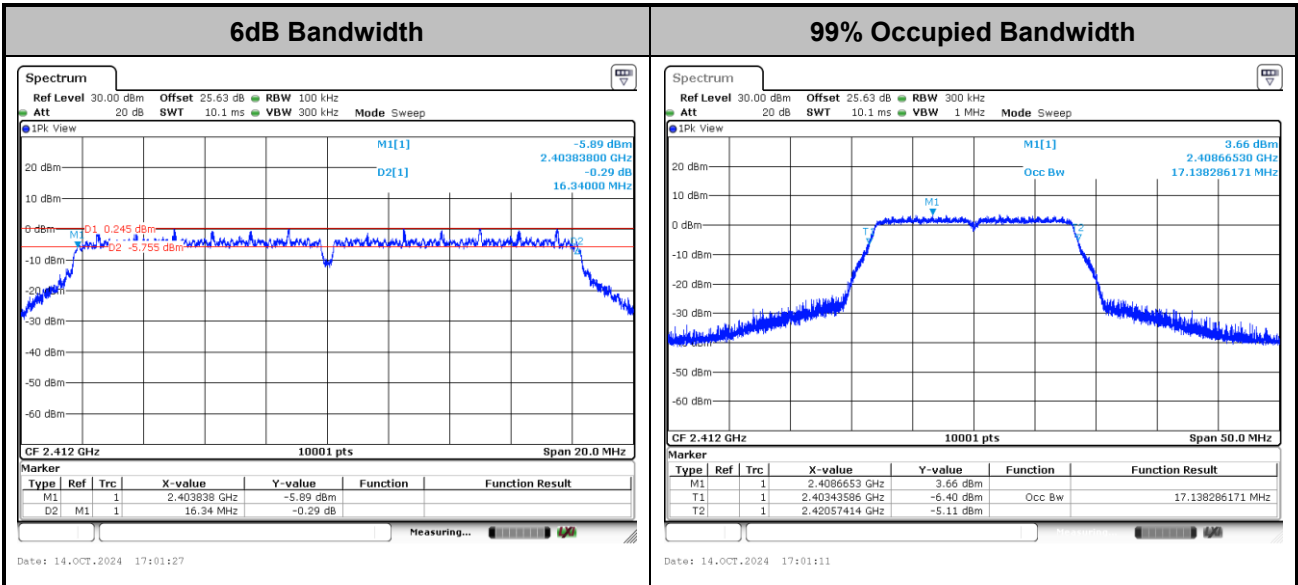
6dB and 99% Occupied Bandwidth

<802.11b>



Note: The occupied channel bandwidth is maintained within the band of operation for all of the modulations.

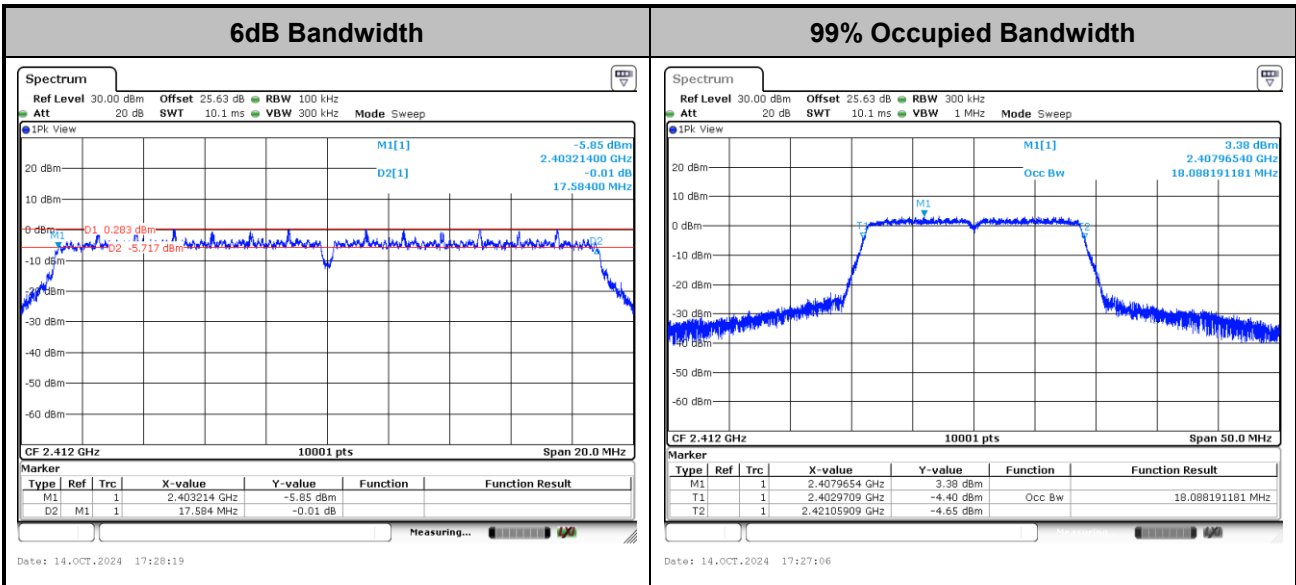
<802.11g>



Note: The occupied channel bandwidth is maintained within the band of operation for all of the modulations.



<802.11n HT20>

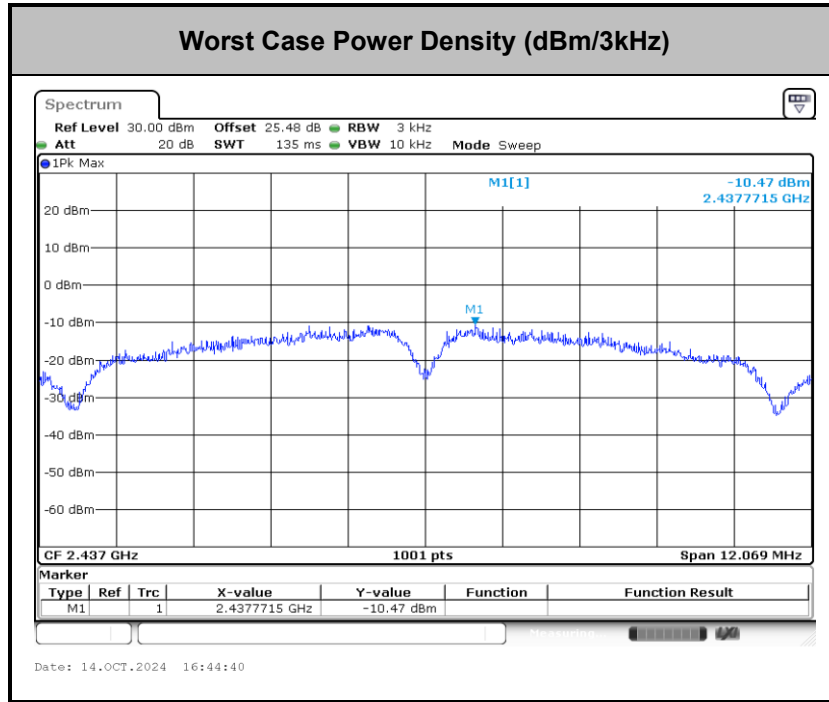


Note: The occupied channel bandwidth is maintained within the band of operation for all of the modulations.

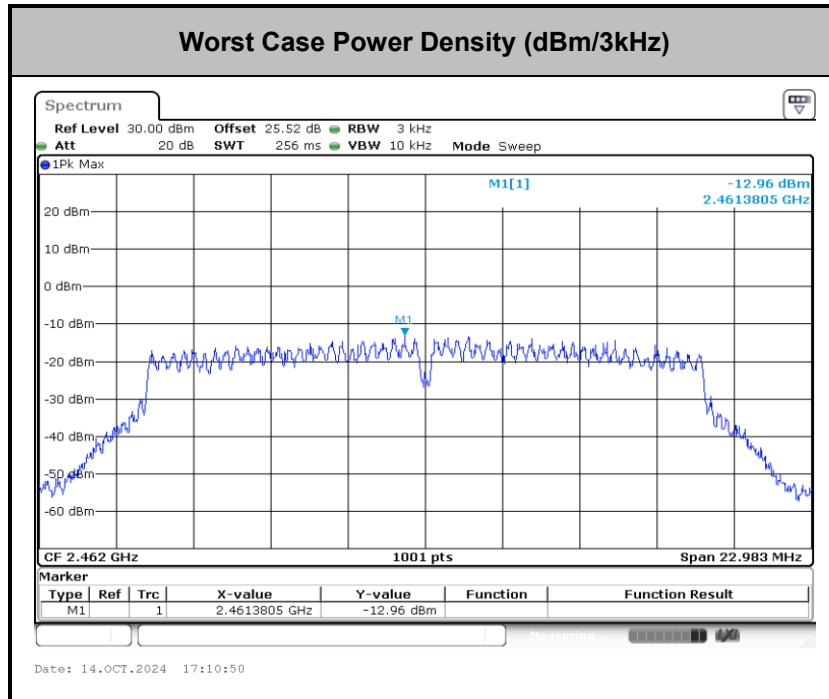


Power Spectral Density(dBm/3kHz)

<802.11b>

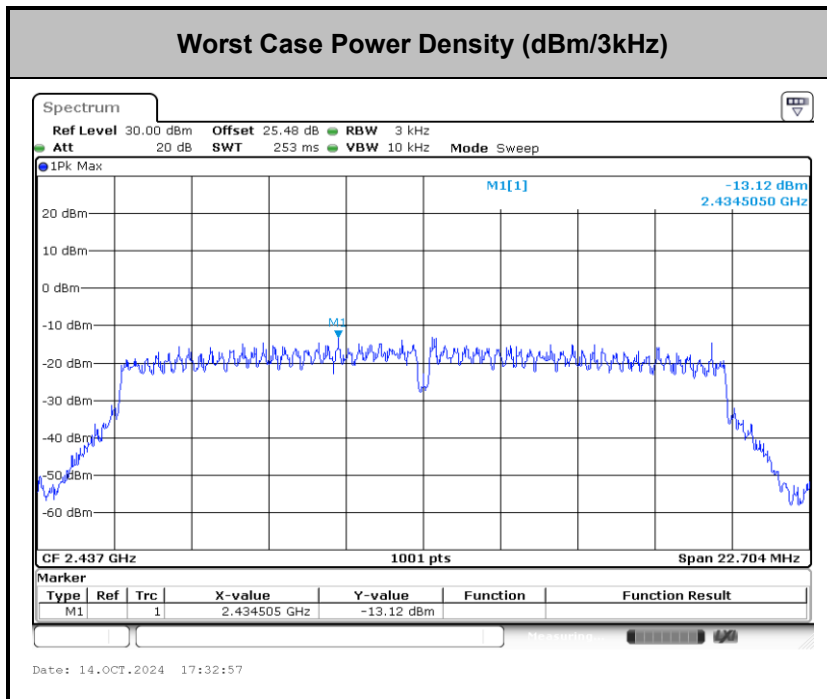


<802.11g>





<802.11n HT20>

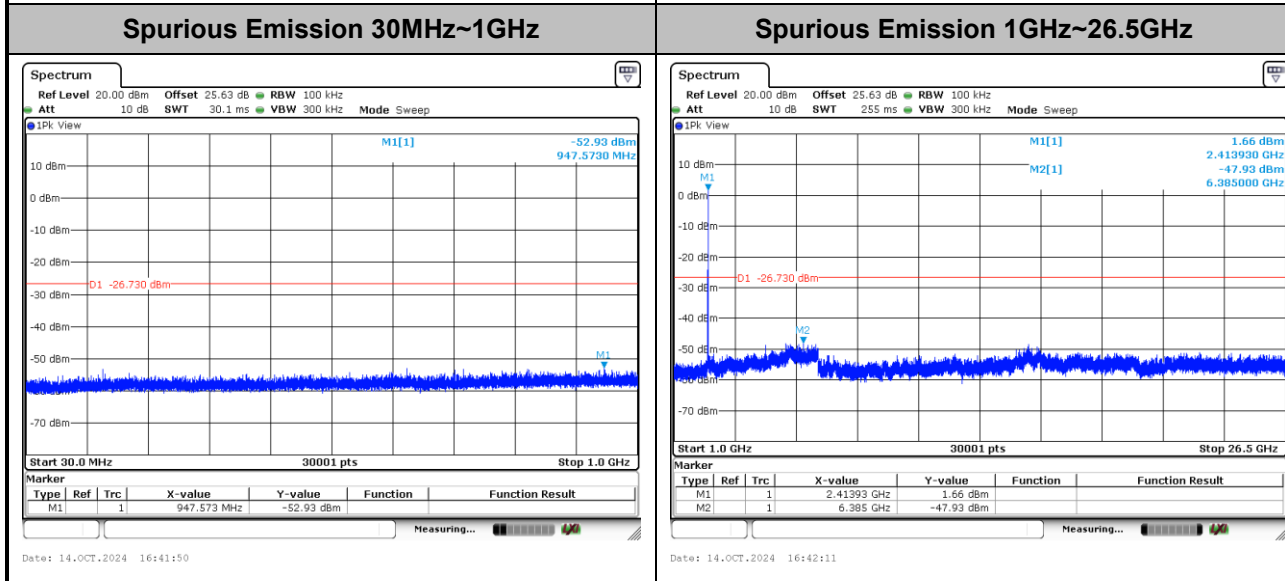
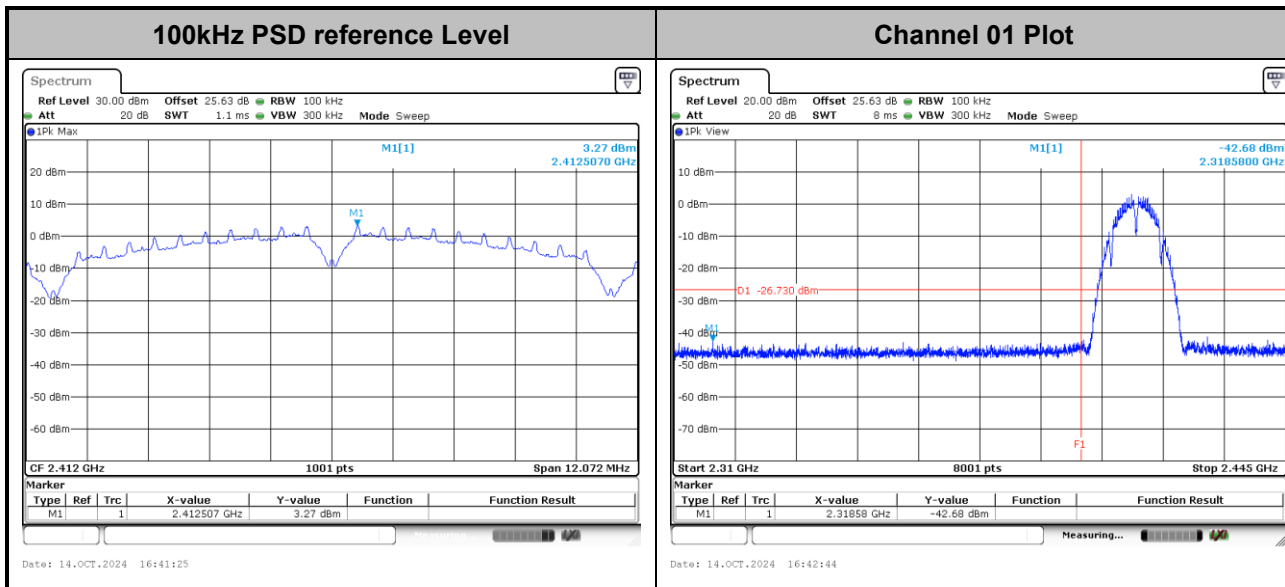




Band Edges and Spurious Emission

Number of TX = 1, Ant. 1 (Measured)


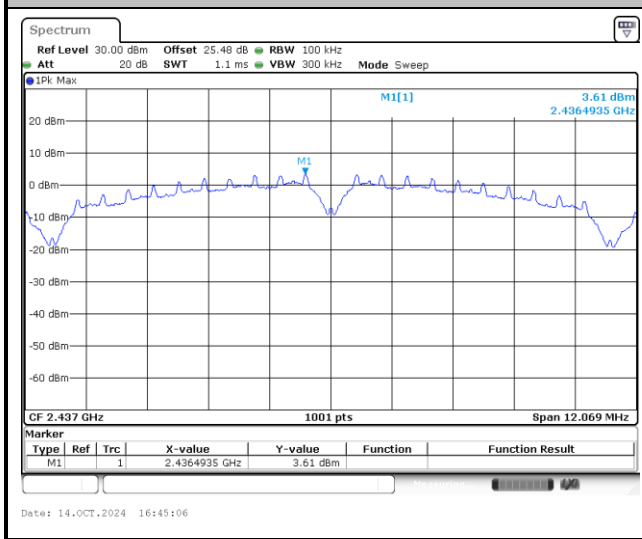
Test Mode :	802.11b	Test Channel :	01
-------------	---------	----------------	----



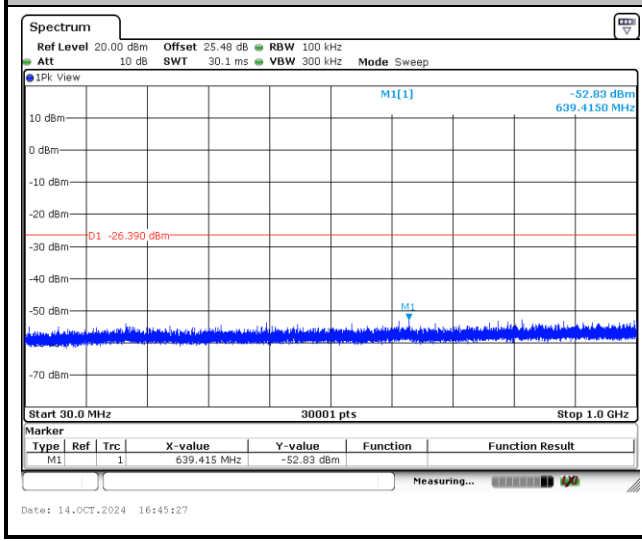


Test Mode :	802.11b	Test Channel :	06
-------------	---------	----------------	----

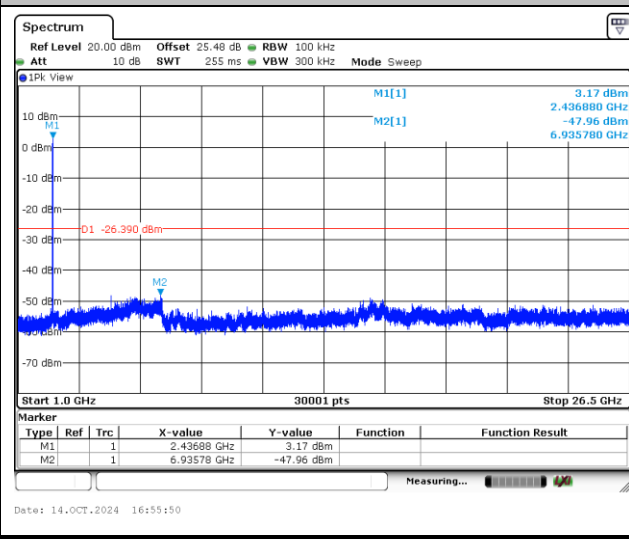
100kHz PSD reference Level	Channel 06 Plot
-----------------------------------	------------------------



Spurious Emission 30MHz~1GHz

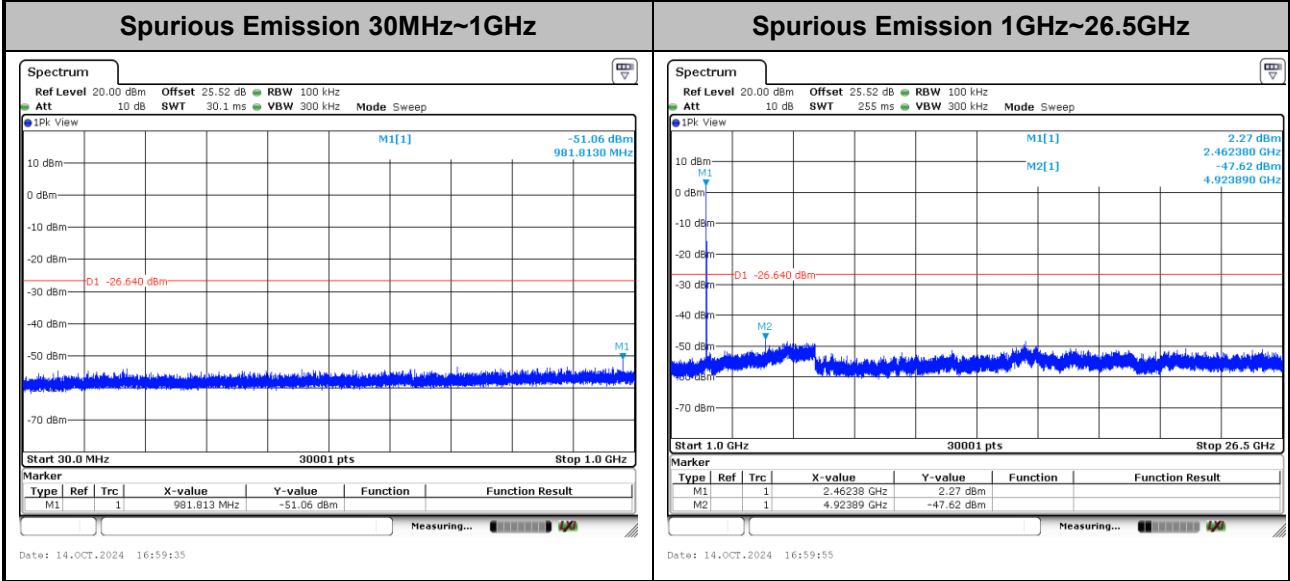
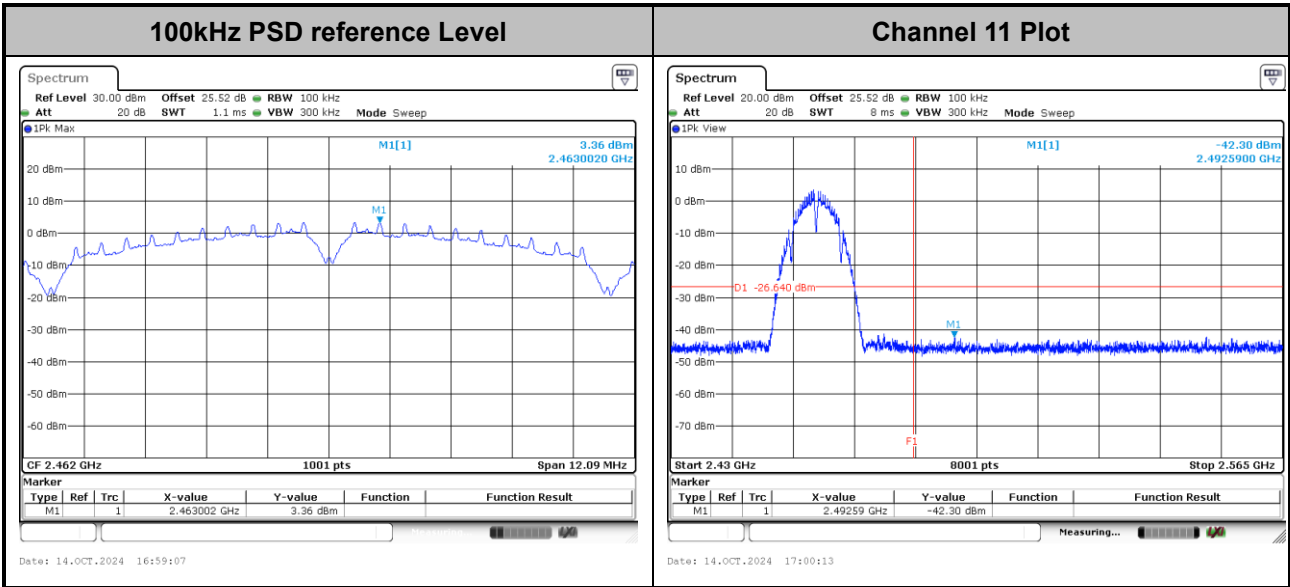


Spurious Emission 1GHz~26.5GHz



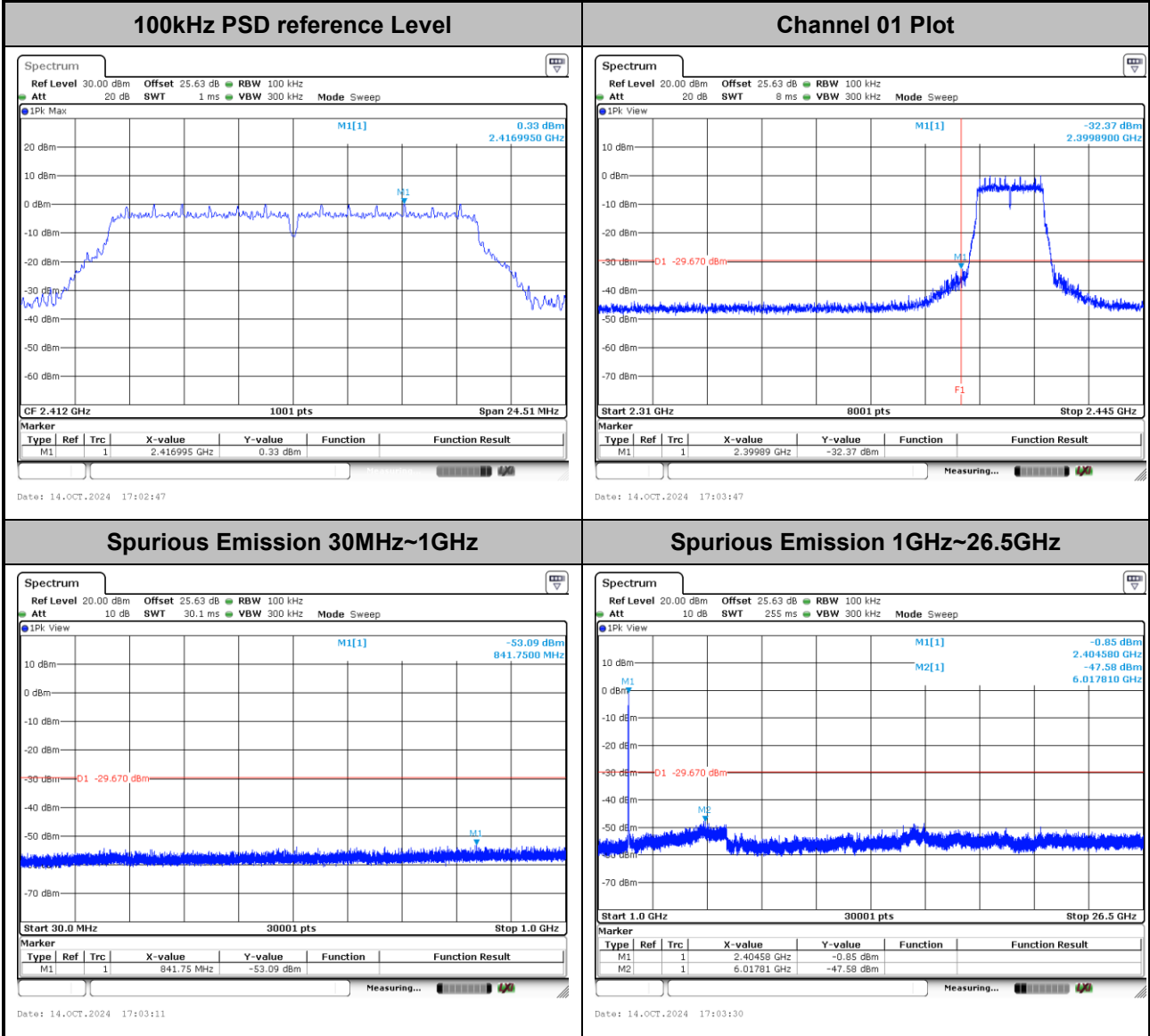


Test Mode :	802.11b	Test Channel :	11
-------------	---------	----------------	----



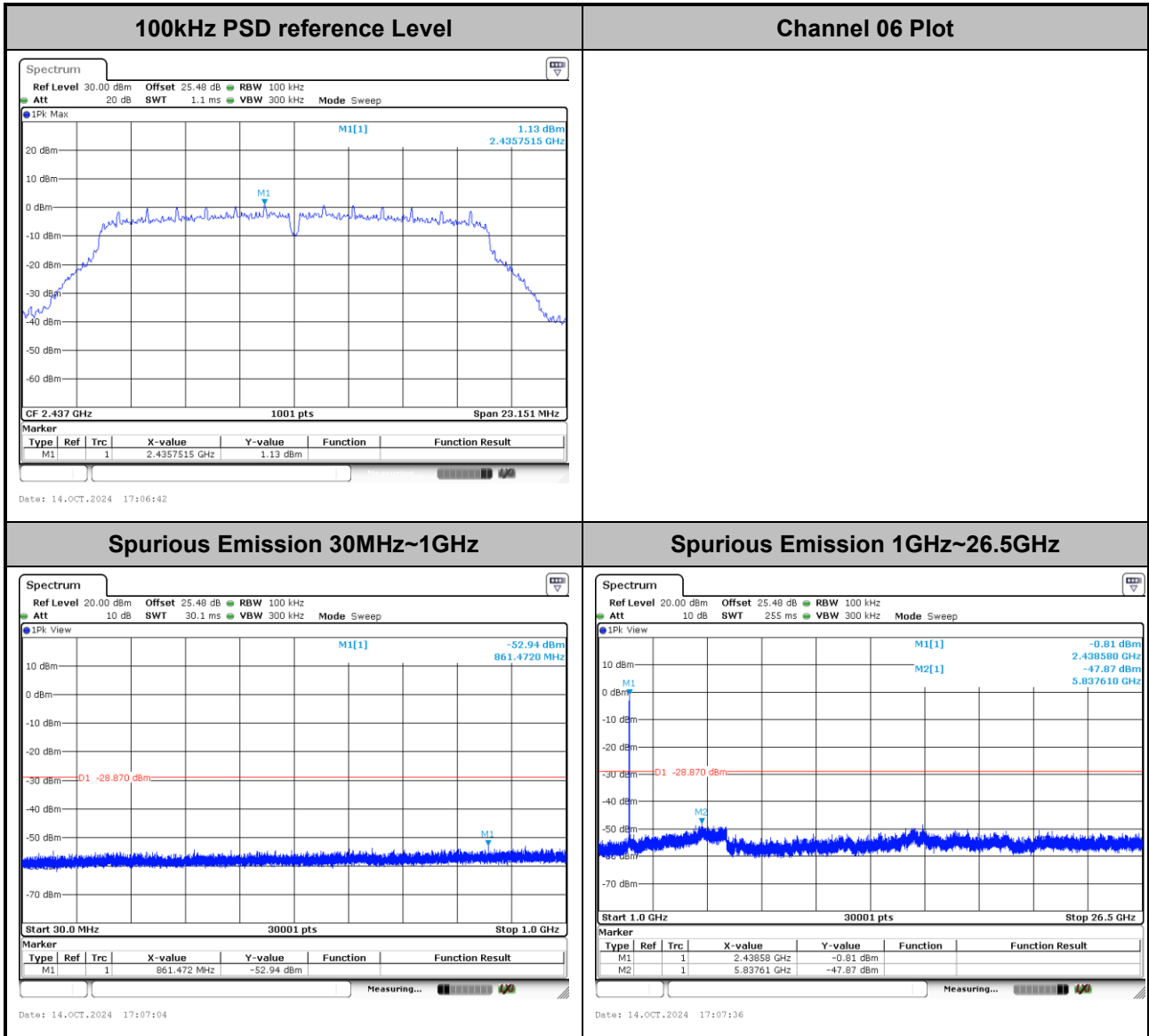


Test Mode :	802.11g	Test Channel :	01
-------------	---------	----------------	----



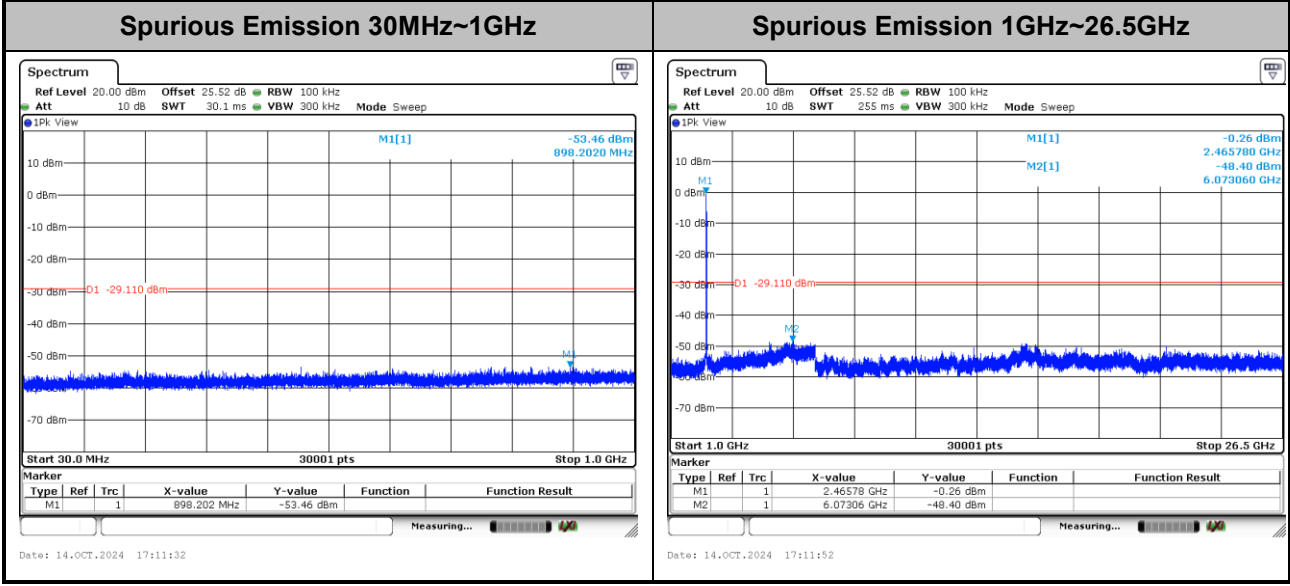
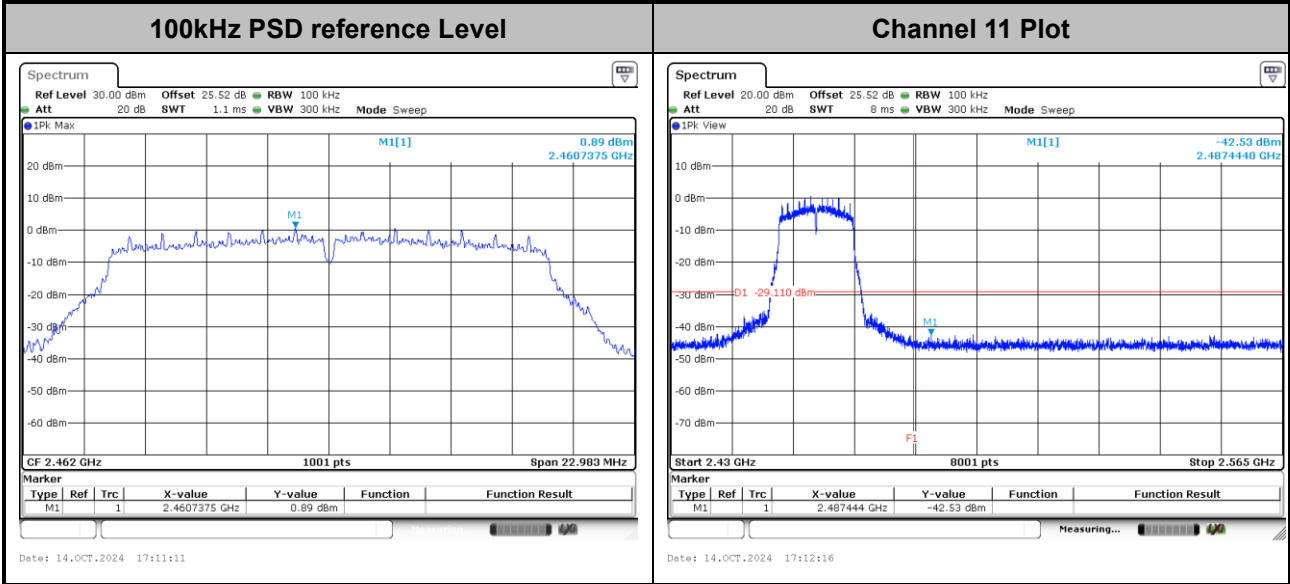


Test Mode :	802.11g	Test Channel :	06
-------------	---------	----------------	----



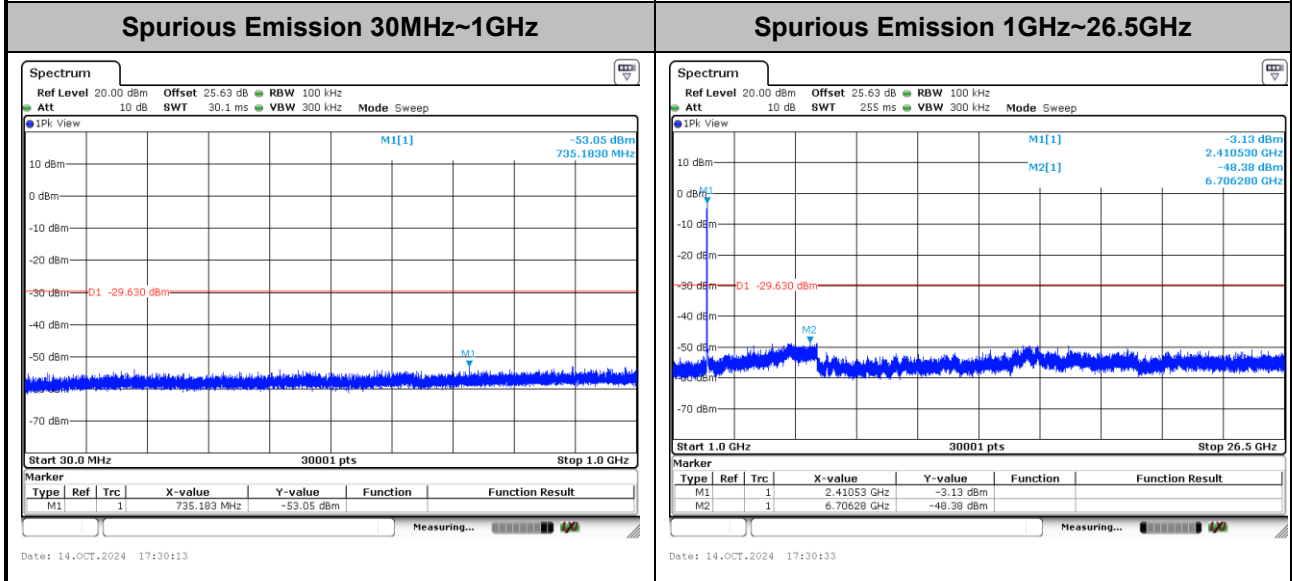
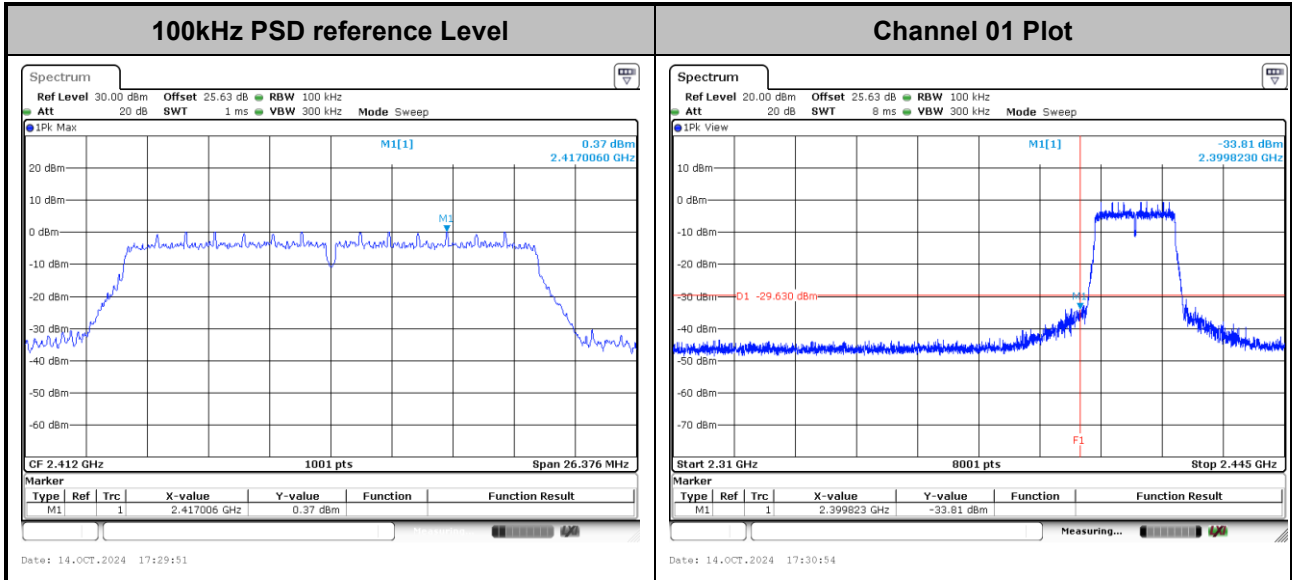


Test Mode :	802.11g	Test Channel :	11
-------------	---------	----------------	----





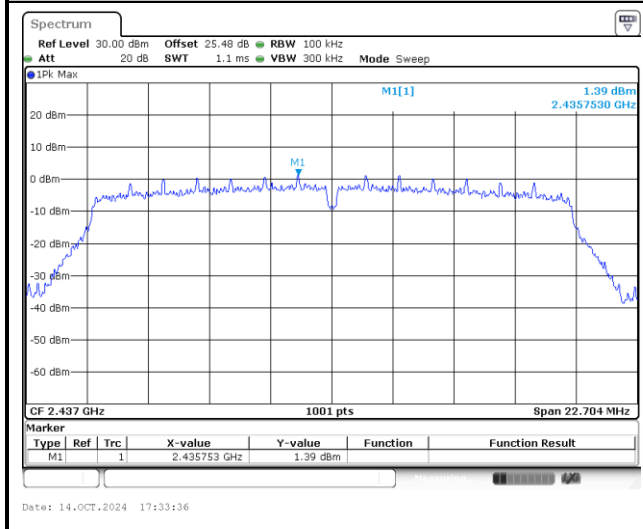
Test Mode :	802.11n HT20	Test Channel :	01
--------------------	--------------	-----------------------	----



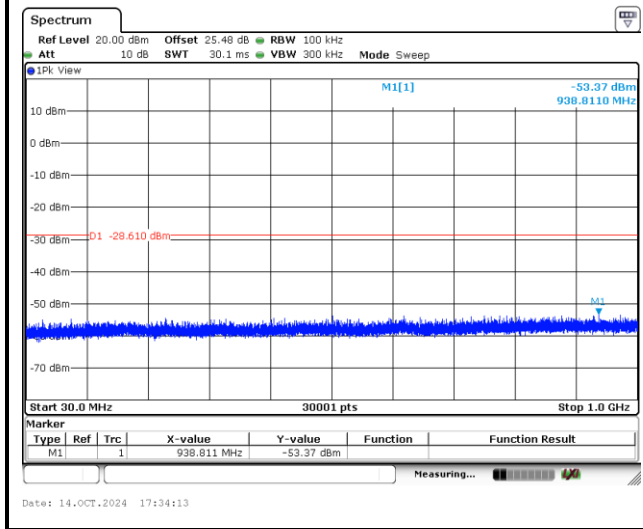


Test Mode :	802.11n HT20	Test Channel :	06
--------------------	--------------	-----------------------	----

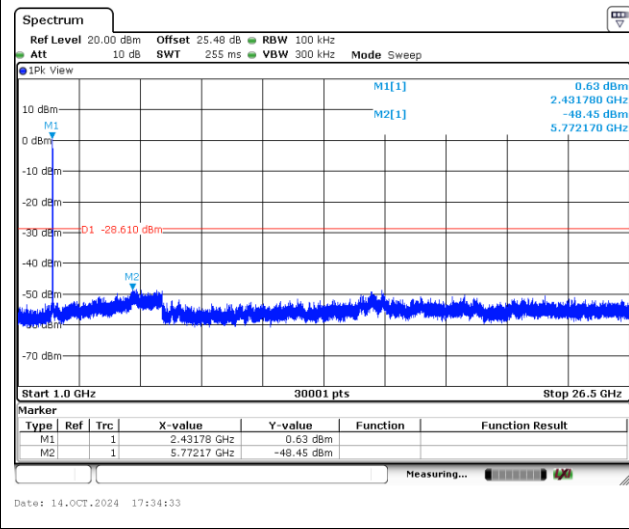
100kHz PSD reference Level	Channel 06 Plot
-----------------------------------	------------------------



Spurious Emission 30MHz~1GHz

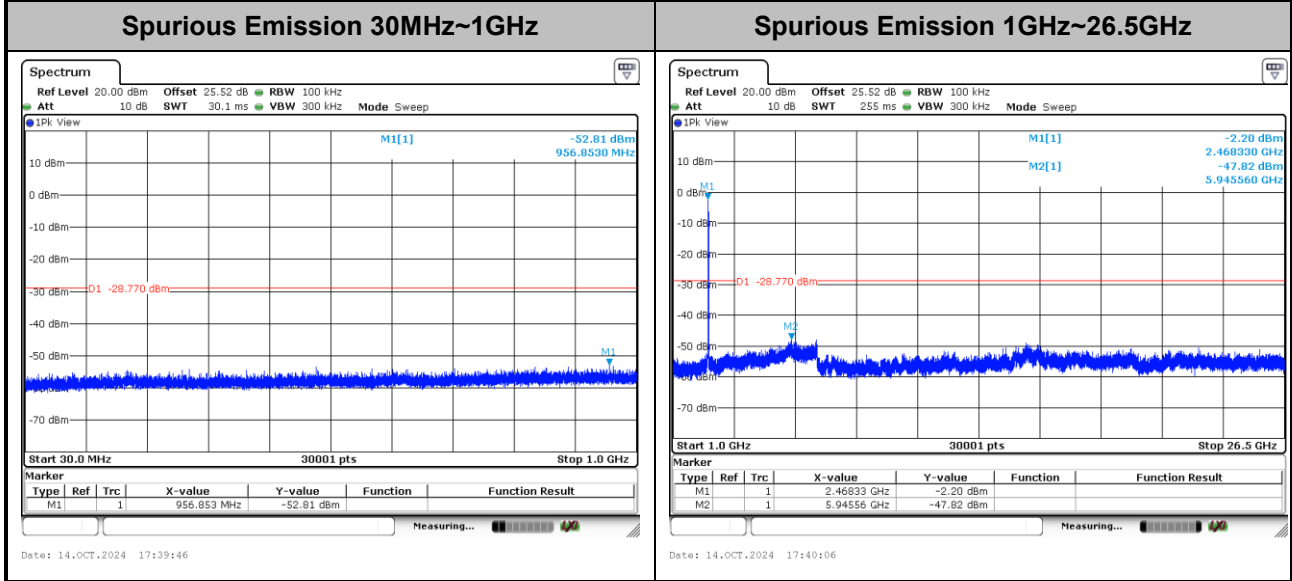
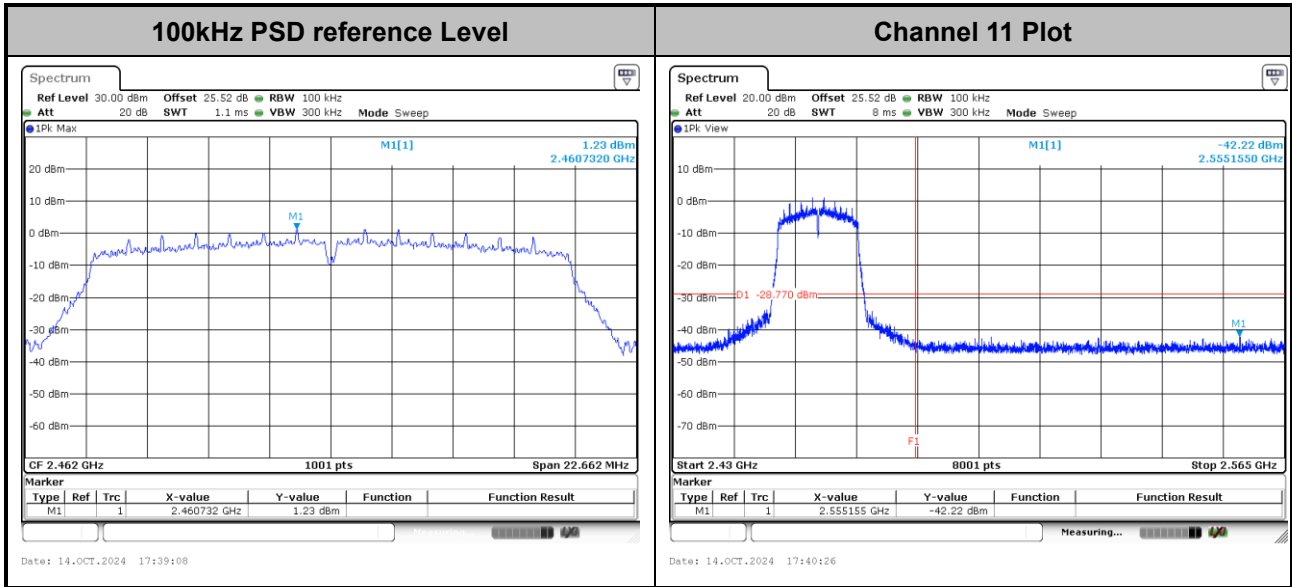


Spurious Emission 1GHz~26.5GHz





Test Mode :	802.11n HT20	Test Channel :	11
--------------------	--------------	-----------------------	----





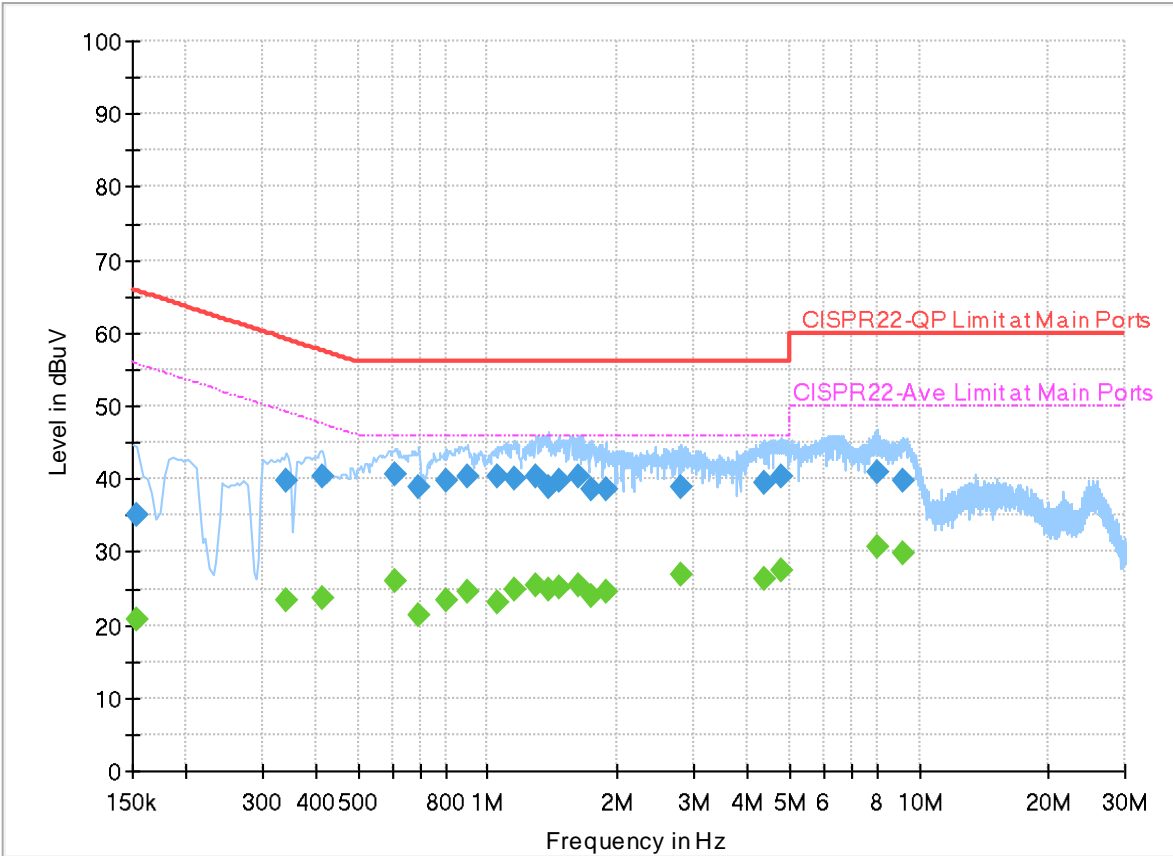
Appendix B. AC Conducted Emission Test Results

Test Engineer :	Louis Chung	Temperature :	23.6~26.8°C
		Relative Humidity :	42.3~54.7%

EUT Information

Report NO : 491901
 Test Mode : Mode 1
 Test Voltage : 120Vac/60Hz
 Phase : Line

Full Spectrum



Final_Result

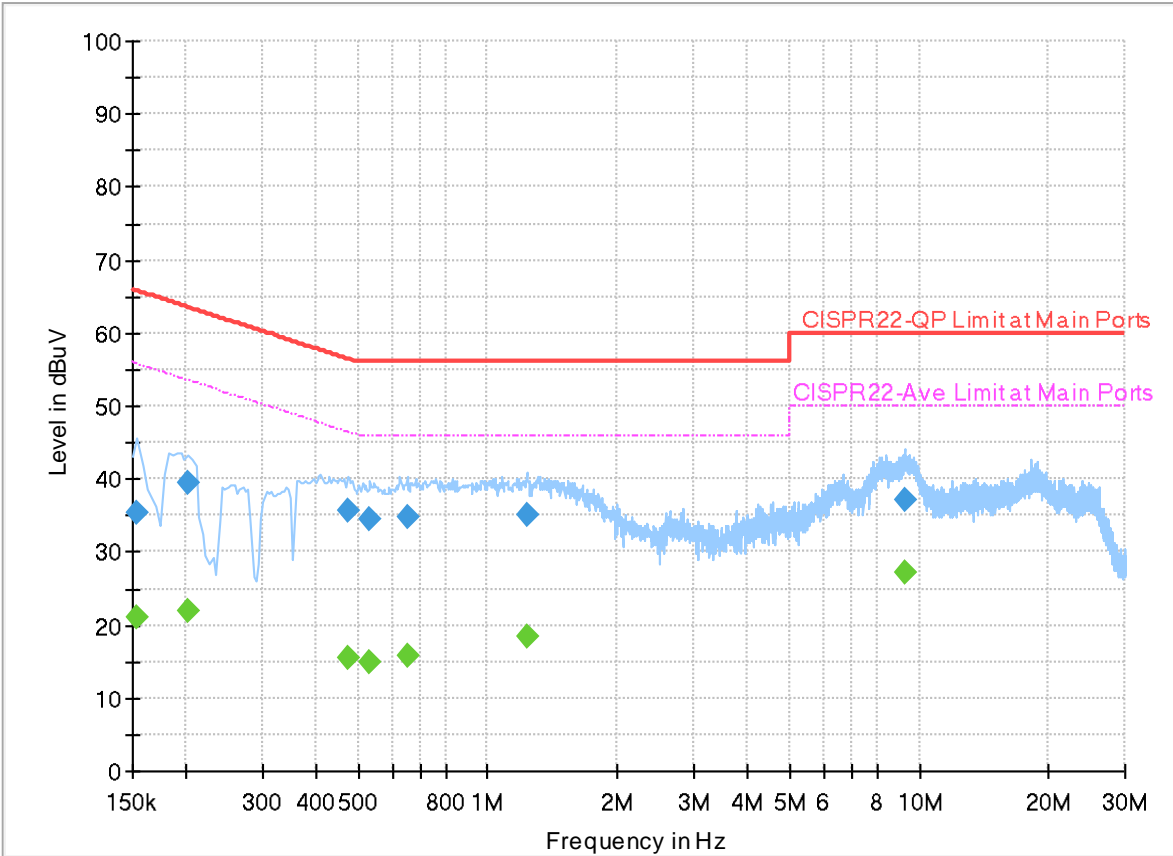
Frequency (MHz)	QuasiPeak (dBuV)	CAverage (dBuV)	Limit (dBuV)	Margin (dB)	Line	PE	Corr. (dB)
0.154000	---	20.67	55.78	35.11	L1	FLO	19.9
0.154000	35.16	---	65.78	30.62	L1	FLO	19.9
0.342000	---	23.42	49.16	25.74	L1	FLO	19.9
0.342000	39.88	---	59.16	19.28	L1	FLO	19.9
0.414000	---	23.68	47.57	23.89	L1	FLO	19.9
0.414000	40.46	---	57.57	17.11	L1	FLO	19.9
0.610000	---	26.13	46.00	19.87	L1	FLO	19.9
0.610000	40.62	---	56.00	15.38	L1	FLO	19.9
0.694000	---	21.37	46.00	24.63	L1	FLO	19.9
0.694000	38.83	---	56.00	17.17	L1	FLO	19.9
0.798000	---	23.25	46.00	22.75	L1	FLO	19.9
0.798000	39.77	---	56.00	16.23	L1	FLO	19.9
0.898000	---	24.45	46.00	21.55	L1	FLO	19.9
0.898000	40.30	---	56.00	15.70	L1	FLO	19.9
1.054000	---	23.02	46.00	22.98	L1	FLO	19.9
1.054000	40.28	---	56.00	15.72	L1	FLO	19.9
1.150000	---	24.77	46.00	21.23	L1	FLO	19.9
1.150000	40.04	---	56.00	15.96	L1	FLO	19.9
1.298000	---	25.56	46.00	20.44	L1	FLO	19.9

1.298000	40.34	---	56.00	15.66	L1	FLO	19.9
1.390000	---	24.86	46.00	21.14	L1	FLO	19.9
1.390000	38.93	---	56.00	17.07	L1	FLO	19.9
1.458000	---	25.21	46.00	20.79	L1	FLO	19.9
1.458000	39.86	---	56.00	16.14	L1	FLO	19.9
1.622000	---	25.49	46.00	20.51	L1	FLO	19.9
1.622000	40.23	---	56.00	15.77	L1	FLO	19.9
1.746000	---	24.10	46.00	21.90	L1	FLO	19.9
1.746000	38.52	---	56.00	17.48	L1	FLO	19.9
1.874000	---	24.46	46.00	21.54	L1	FLO	19.9
1.874000	38.73	---	56.00	17.27	L1	FLO	19.9
2.814000	---	26.82	46.00	19.18	L1	FLO	20.0
2.814000	38.80	---	56.00	17.20	L1	FLO	20.0
4.366000	---	26.42	46.00	19.58	L1	FLO	20.0
4.366000	39.41	---	56.00	16.59	L1	FLO	20.0
4.786000	---	27.41	46.00	18.59	L1	FLO	20.0
4.786000	40.23	---	56.00	15.77	L1	FLO	20.0
7.986000	---	30.84	50.00	19.16	L1	FLO	20.0
7.986000	40.96	---	60.00	19.04	L1	FLO	20.0
9.150000	---	29.76	50.00	20.24	L1	FLO	20.1
9.150000	39.68	---	60.00	20.32	L1	FLO	20.1

EUT Information

Report NO : 491901
 Test Mode : Mode 1
 Test Voltage : 120Vac/60Hz
 Phase : Neutral

Full Spectrum



Final_Result

Frequency (MHz)	QuasiPeak (dBuV)	CAverage (dBuV)	Limit (dBuV)	Margin (dB)	Line	PE	Corr. (dB)
0.154000	---	21.13	55.78	34.65	N	FLO	19.9
0.154000	35.36	---	65.78	30.42	N	FLO	19.9
0.202000	---	21.96	53.53	31.57	N	FLO	19.9
0.202000	39.49	---	63.53	24.04	N	FLO	19.9
0.474000	---	15.43	46.44	31.01	N	FLO	19.9
0.474000	35.75	---	56.44	20.69	N	FLO	19.9
0.534000	---	14.78	46.00	31.22	N	FLO	19.9
0.534000	34.38	---	56.00	21.62	N	FLO	19.9
0.650000	---	15.76	46.00	30.24	N	FLO	19.9
0.650000	34.91	---	56.00	21.09	N	FLO	19.9
1.230000	---	18.41	46.00	27.59	N	FLO	19.9
1.230000	35.00	---	56.00	21.00	N	FLO	19.9
9.226000	---	27.29	50.00	22.71	N	FLO	20.1
9.226000	37.15	---	60.00	22.85	N	FLO	20.1



Appendix C. Radiated Spurious Emission Test Data

Test Engineer :	John Chuang, David Dai and Sam Chou	Relative Humidity :	19.8~23.4°C
		Temperature :	64.9~70.5%

Note symbol

-L	Low channel location
-R	High channel location

C1. Radiated Spurious Emission Test Modes

Mode	Band (MHz)	Antenna	Modulation	Channel	Frequency	Data Rate	RU	Remark
Mode 1	2400-2483.5	1	802.11b	01	2412	1Mbps	-	-
Mode 2	2400-2483.5	1	802.11b	06	2437	1Mbps	-	-
Mode 3	2400-2483.5	1	802.11b	11	2462	1Mbps	-	-
Mode 4	2400-2483.5	1	802.11g	01	2412	6Mbps	-	-
Mode 5	2400-2483.5	1	802.11g	06	2437	6Mbps	-	-
Mode 6	2400-2483.5	1	802.11g	11	2462	6Mbps	-	-
Mode 7	2400-2483.5	1	802.11n HT20	01	2412	MCS0	-	-
Mode 8	2400-2483.5	1	802.11n HT20	06	2437	MCS0	-	-
Mode 9	2400-2483.5	1	802.11n HT20	11	2462	MCS0	-	-
Mode 10	2400-2483.5	1	802.11b	06	2437	1Mbps	-	LF
Mode 11	2400-2483.5	1	802.11b	06	2437	1Mbps	-	SHF

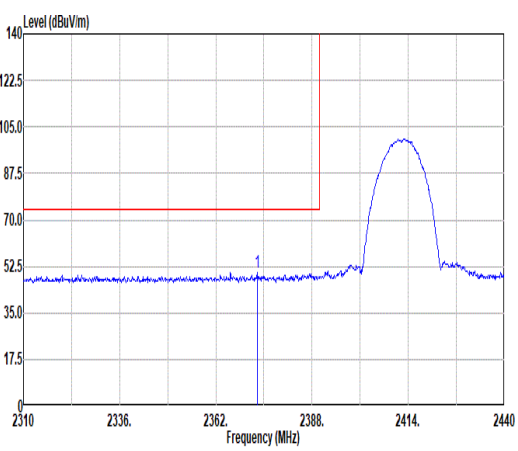
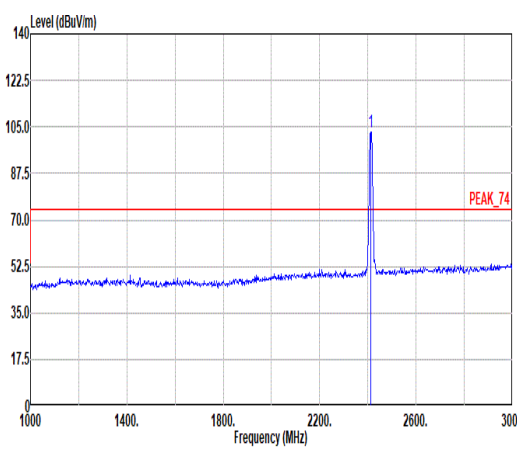
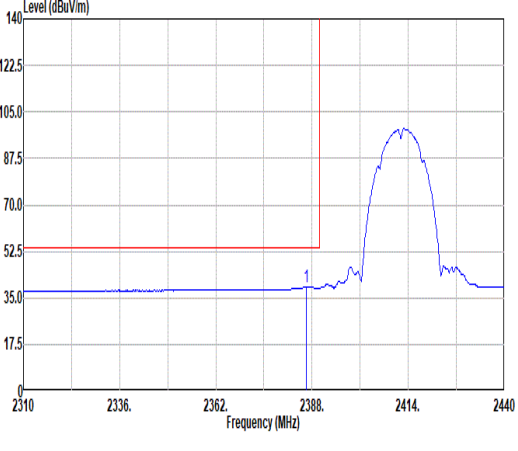
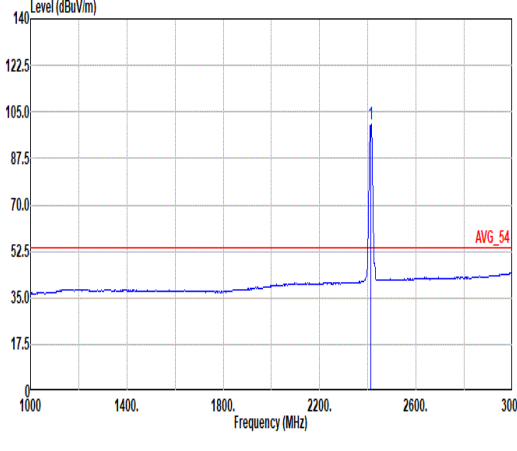
**C2. Summary of each worse mode**

Mode	Modulation	Ch.	Freq. (MHz)	Level (dBuV/m)	Limit (dBuV/m)	Margin (dB)	Pol.	Peak Avg.	Result	RU	Remark
1	802.11b	01	2386.44	39.28	54.00	-14.72	H	Avg.	Pass	-	Band Edge
	802.11b	01	4824.00	49.08	54.00	-4.92	H	Avg.	Pass	-	Harmonic
2	802.11b	06	2484.25	39.21	54.00	-14.79	H	Avg.	Pass	-	Band Edge
	802.11b	06	4874.00	51.61	54.00	-2.39	H	Avg.	Pass	-	Harmonic
3	802.11b	11	2488.79	39.39	54.00	-14.61	H	Avg.	Pass	-	Band Edge
	802.11b	11	4924.00	49.68	54.00	-4.32	H	Avg.	Pass	-	Harmonic
4	802.11g	01	2389.17	41.79	54.00	-12.21	H	Avg.	Pass	-	Band Edge
	802.11g	01	4824.00	45.76	74.00	-28.24	H	Peak	Pass	-	Harmonic
5	802.11g	06	2485.45	40.84	54.00	-13.16	H	Avg.	Pass	-	Band Edge
	802.11g	06	7311.00	39.43	54.00	-14.57	H	Avg.	Pass	-	Harmonic
6	802.11g	11	2483.55	42.30	54.00	-11.70	H	Avg.	Pass	-	Band Edge



Mode	Modulation	Ch.	Freq. (MHz)	Level (dBuV/m)	Limit (dBuV/m)	Margin (dB)	Pol.	Peak Avg.	Result	RU	Remark
6	802.11g	11	7386.00	38.69	54.00	-15.31	V	Avg.	Pass	-	Harmonic
7	802.11n HT20	01	2389.95	42.78	54.00	-11.22	H	Avg.	Pass	-	Band Edge
	802.11n HT20	01	4824.00	45.89	74.00	-28.11	H	Peak	Pass	-	Harmonic
8	802.11n HT20	06	2484.57	41.01	54.00	-12.99	H	Avg.	Pass	-	Band Edge
	802.11n HT20	06	7311.00	39.19	54.00	-14.81	V	Avg.	Pass	-	Harmonic
9	802.11n HT20	11	2483.77	43.45	54.00	-10.55	H	Avg.	Pass	-	Band Edge
	802.11n HT20	11	7386.00	38.96	54.00	-15.04	V	Avg.	Pass	-	Harmonic
10	LF	06	41.64	30.32	40.00	-9.68	V	Peak	Pass	-	LF
11	SHF	06	24811.00	42.05	74.00	-31.95	H	Peak	Pass	-	SHF



Mode	1																																																																																			
	Band Edge																																																																																			
	2400-2483.5_802.11b_CH01_2412MHz																																																																																			
ANT	1																																																																																			
Pol.	Horizontal	Fundamental																																																																																		
Peak	 <p>Site : 03CH20-HY Condition: PEAK_BE_74 3m HF_91200_02360_231030 HORIZONTAL : RBW:1000.000kHz VBW:3000.000kHz SMT:Auto</p> <table border="1"> <thead> <tr> <th>Limit</th> <th>Read</th> <th>Ant</th> <th>Cable</th> <th>Preamp</th> <th>Aux</th> <th>APos</th> <th>TPos</th> <th>Remark</th> </tr> <tr> <th>Freq</th> <th>Level</th> <th>Line Margin</th> <th>Level</th> <th>Factor</th> <th>Loss Factor</th> <th>Factor</th> <th></th> <th></th> </tr> <tr> <th>MHz</th> <th>dBuV/m</th> <th>dBuV/m</th> <th>dB</th> <th>dBuV</th> <th>dB/m</th> <th>dB</th> <th>dB</th> <th>cm</th> <th>deg</th> </tr> </thead> <tbody> <tr> <td>1</td> <td>2373.18</td> <td>50.15</td> <td>74.00</td> <td>-23.85</td> <td>40.72</td> <td>27.33</td> <td>8.66</td> <td>36.24</td> <td>9.68</td> <td>110</td> <td>20</td> <td>PEAK</td> </tr> </tbody> </table>	Limit	Read	Ant	Cable	Preamp	Aux	APos	TPos	Remark	Freq	Level	Line Margin	Level	Factor	Loss Factor	Factor			MHz	dBuV/m	dBuV/m	dB	dBuV	dB/m	dB	dB	cm	deg	1	2373.18	50.15	74.00	-23.85	40.72	27.33	8.66	36.24	9.68	110	20	PEAK	 <p>Site : 03CH20-HY Condition: PEAK_74 3m HF_91200_02360_231030 HORIZONTAL : RBW:1000.000kHz VBW:3000.000kHz SMT:Auto</p> <table border="1"> <thead> <tr> <th>Limit</th> <th>Read</th> <th>Ant</th> <th>Cable</th> <th>Preamp</th> <th>Aux</th> <th>APos</th> <th>TPos</th> <th>Remark</th> </tr> <tr> <th>Freq</th> <th>Level</th> <th>Line Margin</th> <th>Level</th> <th>Factor</th> <th>Loss Factor</th> <th>Factor</th> <th></th> <th></th> </tr> <tr> <th>MHz</th> <th>dBuV/m</th> <th>dBuV/m</th> <th>dB</th> <th>dBuV</th> <th>dB/m</th> <th>dB</th> <th>dB</th> <th>cm</th> <th>deg</th> </tr> </thead> <tbody> <tr> <td>1</td> <td>2412.00</td> <td>103.17</td> <td>-----</td> <td>-----</td> <td>93.50</td> <td>27.50</td> <td>8.74</td> <td>36.25</td> <td>9.68</td> <td>110</td> <td>20</td> <td>PEAK</td> </tr> </tbody> </table>	Limit	Read	Ant	Cable	Preamp	Aux	APos	TPos	Remark	Freq	Level	Line Margin	Level	Factor	Loss Factor	Factor			MHz	dBuV/m	dBuV/m	dB	dBuV	dB/m	dB	dB	cm	deg	1	2412.00	103.17	-----	-----	93.50	27.50	8.74	36.25	9.68	110	20	PEAK
Limit	Read	Ant	Cable	Preamp	Aux	APos	TPos	Remark																																																																												
Freq	Level	Line Margin	Level	Factor	Loss Factor	Factor																																																																														
MHz	dBuV/m	dBuV/m	dB	dBuV	dB/m	dB	dB	cm	deg																																																																											
1	2373.18	50.15	74.00	-23.85	40.72	27.33	8.66	36.24	9.68	110	20	PEAK																																																																								
Limit	Read	Ant	Cable	Preamp	Aux	APos	TPos	Remark																																																																												
Freq	Level	Line Margin	Level	Factor	Loss Factor	Factor																																																																														
MHz	dBuV/m	dBuV/m	dB	dBuV	dB/m	dB	dB	cm	deg																																																																											
1	2412.00	103.17	-----	-----	93.50	27.50	8.74	36.25	9.68	110	20	PEAK																																																																								
Avg	 <p>Site : 03CH20-HY Condition: AVG_BE_54 3m HF_91200_02360_231030 HORIZONTAL : RBW:1000.000kHz VBW:0.010kHz SMT:Auto</p> <table border="1"> <thead> <tr> <th>Limit</th> <th>Read</th> <th>Ant</th> <th>Cable</th> <th>Preamp</th> <th>Aux</th> <th>APos</th> <th>TPos</th> <th>Remark</th> </tr> <tr> <th>Freq</th> <th>Level</th> <th>Line Margin</th> <th>Level</th> <th>Factor</th> <th>Loss Factor</th> <th>Factor</th> <th></th> <th></th> </tr> <tr> <th>MHz</th> <th>dBuV/m</th> <th>dBuV/m</th> <th>dB</th> <th>dBuV</th> <th>dB/m</th> <th>dB</th> <th>dB</th> <th>cm</th> <th>deg</th> </tr> </thead> <tbody> <tr> <td>1</td> <td>2386.44</td> <td>39.28</td> <td>54.00</td> <td>-14.72</td> <td>29.82</td> <td>27.34</td> <td>8.68</td> <td>36.24</td> <td>9.68</td> <td>110</td> <td>20</td> <td>AVERAGE</td> </tr> </tbody> </table>	Limit	Read	Ant	Cable	Preamp	Aux	APos	TPos	Remark	Freq	Level	Line Margin	Level	Factor	Loss Factor	Factor			MHz	dBuV/m	dBuV/m	dB	dBuV	dB/m	dB	dB	cm	deg	1	2386.44	39.28	54.00	-14.72	29.82	27.34	8.68	36.24	9.68	110	20	AVERAGE	 <p>Site : 03CH20-HY Condition: AVG_54 3m HF_91200_02360_231030 HORIZONTAL : RBW:1000.000kHz VBW:0.010kHz SMT:Auto</p> <table border="1"> <thead> <tr> <th>Limit</th> <th>Read</th> <th>Ant</th> <th>Cable</th> <th>Preamp</th> <th>Aux</th> <th>APos</th> <th>TPos</th> <th>Remark</th> </tr> <tr> <th>Freq</th> <th>Level</th> <th>Line Margin</th> <th>Level</th> <th>Factor</th> <th>Loss Factor</th> <th>Factor</th> <th></th> <th></th> </tr> <tr> <th>MHz</th> <th>dBuV/m</th> <th>dBuV/m</th> <th>dB</th> <th>dBuV</th> <th>dB/m</th> <th>dB</th> <th>dB</th> <th>cm</th> <th>deg</th> </tr> </thead> <tbody> <tr> <td>1</td> <td>2412.00</td> <td>100.14</td> <td>-----</td> <td>-----</td> <td>90.47</td> <td>27.50</td> <td>8.74</td> <td>36.25</td> <td>9.68</td> <td>110</td> <td>20</td> <td>AVERAGE</td> </tr> </tbody> </table>	Limit	Read	Ant	Cable	Preamp	Aux	APos	TPos	Remark	Freq	Level	Line Margin	Level	Factor	Loss Factor	Factor			MHz	dBuV/m	dBuV/m	dB	dBuV	dB/m	dB	dB	cm	deg	1	2412.00	100.14	-----	-----	90.47	27.50	8.74	36.25	9.68	110	20	AVERAGE
Limit	Read	Ant	Cable	Preamp	Aux	APos	TPos	Remark																																																																												
Freq	Level	Line Margin	Level	Factor	Loss Factor	Factor																																																																														
MHz	dBuV/m	dBuV/m	dB	dBuV	dB/m	dB	dB	cm	deg																																																																											
1	2386.44	39.28	54.00	-14.72	29.82	27.34	8.68	36.24	9.68	110	20	AVERAGE																																																																								
Limit	Read	Ant	Cable	Preamp	Aux	APos	TPos	Remark																																																																												
Freq	Level	Line Margin	Level	Factor	Loss Factor	Factor																																																																														
MHz	dBuV/m	dBuV/m	dB	dBuV	dB/m	dB	dB	cm	deg																																																																											
1	2412.00	100.14	-----	-----	90.47	27.50	8.74	36.25	9.68	110	20	AVERAGE																																																																								



Mode	1																																																																																			
	Band Edge																																																																																			
	2400-2483.5_802.11b_CH01_2412MHz																																																																																			
ANT	1																																																																																			
Pol.	Vertical	Fundamental																																																																																		
Peak	<p>Site : 03CH20-HY Condition: PEAK_BE_74 3m HF_91200_02360_231030 VERTICAL : RBW:1000.000kHz VBW:3000.000kHz SWT:Auto</p> <table border="1"> <thead> <tr> <th>Limit</th> <th>Read</th> <th>Ant</th> <th>Cable</th> <th>Preamp</th> <th>Aux</th> <th>APos</th> <th>TPos</th> <th>Remark</th> </tr> <tr> <th>Freq</th> <th>Level</th> <th>Line Margin</th> <th>Level Factor</th> <th>Loss Factor</th> <th>Factor</th> <th>Factor</th> <th>Factor</th> <th></th> </tr> <tr> <th>MHz</th> <th>dBuV/m</th> <th>dBuV/m</th> <th>dB</th> <th>dBuV</th> <th>dB/m</th> <th>dB</th> <th>dB</th> <th>cm</th> <th>deg</th> </tr> </thead> <tbody> <tr> <td>1</td> <td>2325.73</td> <td>49.13</td> <td>74.00</td> <td>-24.87</td> <td>40.00</td> <td>27.10</td> <td>8.57</td> <td>36.22</td> <td>9.68</td> <td>400</td> <td>320</td> <td>PEAK</td> </tr> </tbody> </table>	Limit	Read	Ant	Cable	Preamp	Aux	APos	TPos	Remark	Freq	Level	Line Margin	Level Factor	Loss Factor	Factor	Factor	Factor		MHz	dBuV/m	dBuV/m	dB	dBuV	dB/m	dB	dB	cm	deg	1	2325.73	49.13	74.00	-24.87	40.00	27.10	8.57	36.22	9.68	400	320	PEAK	<p>Site : 03CH20-HY Condition: PEAK_74 3m HF_91200_02360_231030 VERTICAL : RBW:1000.000kHz VBW:3000.000kHz SWT:Auto</p> <table border="1"> <thead> <tr> <th>Limit</th> <th>Read</th> <th>Ant</th> <th>Cable</th> <th>Preamp</th> <th>Aux</th> <th>APos</th> <th>TPos</th> <th>Remark</th> </tr> <tr> <th>Freq</th> <th>Level</th> <th>Line Margin</th> <th>Level Factor</th> <th>Loss Factor</th> <th>Factor</th> <th>Factor</th> <th>Factor</th> <th></th> </tr> <tr> <th>MHz</th> <th>dBuV/m</th> <th>dBuV/m</th> <th>dB</th> <th>dBuV</th> <th>dB/m</th> <th>dB</th> <th>dB</th> <th>cm</th> <th>deg</th> </tr> </thead> <tbody> <tr> <td>1</td> <td>2412.00</td> <td>96.34</td> <td>-----</td> <td>-----</td> <td>86.67</td> <td>27.50</td> <td>8.74</td> <td>36.25</td> <td>9.68</td> <td>400</td> <td>320</td> <td>PEAK</td> </tr> </tbody> </table>	Limit	Read	Ant	Cable	Preamp	Aux	APos	TPos	Remark	Freq	Level	Line Margin	Level Factor	Loss Factor	Factor	Factor	Factor		MHz	dBuV/m	dBuV/m	dB	dBuV	dB/m	dB	dB	cm	deg	1	2412.00	96.34	-----	-----	86.67	27.50	8.74	36.25	9.68	400	320	PEAK
	Limit	Read	Ant	Cable	Preamp	Aux	APos	TPos	Remark																																																																											
Freq	Level	Line Margin	Level Factor	Loss Factor	Factor	Factor	Factor																																																																													
MHz	dBuV/m	dBuV/m	dB	dBuV	dB/m	dB	dB	cm	deg																																																																											
1	2325.73	49.13	74.00	-24.87	40.00	27.10	8.57	36.22	9.68	400	320	PEAK																																																																								
Limit	Read	Ant	Cable	Preamp	Aux	APos	TPos	Remark																																																																												
Freq	Level	Line Margin	Level Factor	Loss Factor	Factor	Factor	Factor																																																																													
MHz	dBuV/m	dBuV/m	dB	dBuV	dB/m	dB	dB	cm	deg																																																																											
1	2412.00	96.34	-----	-----	86.67	27.50	8.74	36.25	9.68	400	320	PEAK																																																																								
Avg	<p>Site : 03CH20-HY Condition: AVG_BE_54 3m HF_91200_02360_231030 VERTICAL : RBW:1000.000kHz VBW:0.010kHz SWT:Auto</p> <table border="1"> <thead> <tr> <th>Limit</th> <th>Read</th> <th>Ant</th> <th>Cable</th> <th>Preamp</th> <th>Aux</th> <th>APos</th> <th>TPos</th> <th>Remark</th> </tr> <tr> <th>Freq</th> <th>Level</th> <th>Line Margin</th> <th>Level Factor</th> <th>Loss Factor</th> <th>Factor</th> <th>Factor</th> <th>Factor</th> <th></th> </tr> <tr> <th>MHz</th> <th>dBuV/m</th> <th>dBuV/m</th> <th>dB</th> <th>dBuV</th> <th>dB/m</th> <th>dB</th> <th>dB</th> <th>cm</th> <th>deg</th> </tr> </thead> <tbody> <tr> <td>1</td> <td>2386.44</td> <td>38.30</td> <td>54.00</td> <td>-15.70</td> <td>28.84</td> <td>27.34</td> <td>8.68</td> <td>36.24</td> <td>9.68</td> <td>400</td> <td>320</td> <td>AVERAGE</td> </tr> </tbody> </table>	Limit	Read	Ant	Cable	Preamp	Aux	APos	TPos	Remark	Freq	Level	Line Margin	Level Factor	Loss Factor	Factor	Factor	Factor		MHz	dBuV/m	dBuV/m	dB	dBuV	dB/m	dB	dB	cm	deg	1	2386.44	38.30	54.00	-15.70	28.84	27.34	8.68	36.24	9.68	400	320	AVERAGE	<p>Site : 03CH20-HY Condition: AVG_54 3m HF_91200_02360_231030 VERTICAL : RBW:1000.000kHz VBW:0.010kHz SWT:Auto</p> <table border="1"> <thead> <tr> <th>Limit</th> <th>Read</th> <th>Ant</th> <th>Cable</th> <th>Preamp</th> <th>Aux</th> <th>APos</th> <th>TPos</th> <th>Remark</th> </tr> <tr> <th>Freq</th> <th>Level</th> <th>Line Margin</th> <th>Level Factor</th> <th>Loss Factor</th> <th>Factor</th> <th>Factor</th> <th>Factor</th> <th></th> </tr> <tr> <th>MHz</th> <th>dBuV/m</th> <th>dBuV/m</th> <th>dB</th> <th>dBuV</th> <th>dB/m</th> <th>dB</th> <th>dB</th> <th>cm</th> <th>deg</th> </tr> </thead> <tbody> <tr> <td>1</td> <td>2412.00</td> <td>93.38</td> <td>-----</td> <td>-----</td> <td>83.71</td> <td>27.50</td> <td>8.74</td> <td>36.25</td> <td>9.68</td> <td>400</td> <td>320</td> <td>AVERAGE</td> </tr> </tbody> </table>	Limit	Read	Ant	Cable	Preamp	Aux	APos	TPos	Remark	Freq	Level	Line Margin	Level Factor	Loss Factor	Factor	Factor	Factor		MHz	dBuV/m	dBuV/m	dB	dBuV	dB/m	dB	dB	cm	deg	1	2412.00	93.38	-----	-----	83.71	27.50	8.74	36.25	9.68	400	320	AVERAGE
Limit	Read	Ant	Cable	Preamp	Aux	APos	TPos	Remark																																																																												
Freq	Level	Line Margin	Level Factor	Loss Factor	Factor	Factor	Factor																																																																													
MHz	dBuV/m	dBuV/m	dB	dBuV	dB/m	dB	dB	cm	deg																																																																											
1	2386.44	38.30	54.00	-15.70	28.84	27.34	8.68	36.24	9.68	400	320	AVERAGE																																																																								
Limit	Read	Ant	Cable	Preamp	Aux	APos	TPos	Remark																																																																												
Freq	Level	Line Margin	Level Factor	Loss Factor	Factor	Factor	Factor																																																																													
MHz	dBuV/m	dBuV/m	dB	dBuV	dB/m	dB	dB	cm	deg																																																																											
1	2412.00	93.38	-----	-----	83.71	27.50	8.74	36.25	9.68	400	320	AVERAGE																																																																								

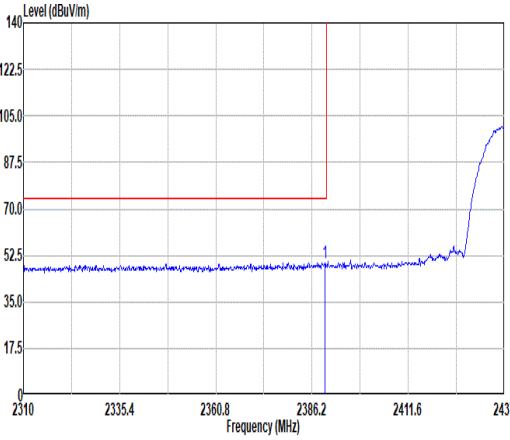
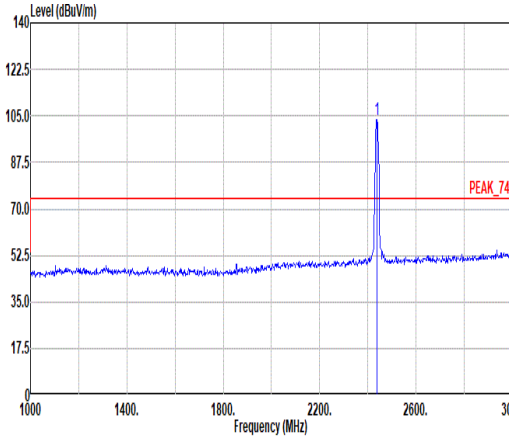
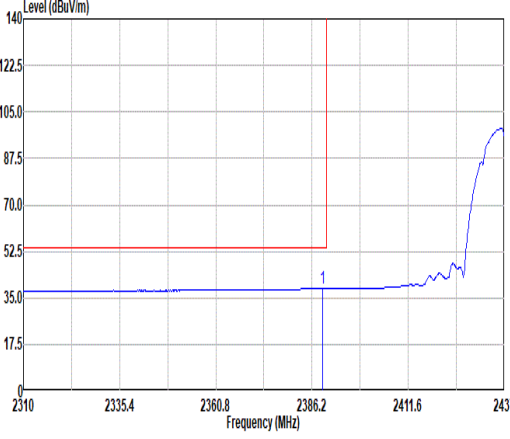
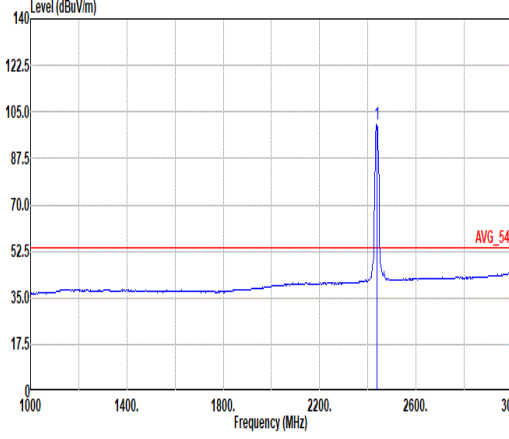


Mode	1																																																																																																											
	Harmonic																																																																																																											
	2400-2483.5_802.11b_CH01_2412MHz																																																																																																											
ANT	1																																																																																																											
Pol.	Horizontal	Vertical																																																																																																										
Peak Avg	<p>Site : 03CH20-HY Condition: PEAK_74 3m HF_91280_02360_241101 HORIZONTAL</p> <table border="1"> <thead> <tr> <th>Limit</th> <th>Read</th> <th>Ant</th> <th>Cable</th> <th>Preamp</th> <th>Aux</th> <th>APos</th> <th>TPos</th> <th>Remark</th> </tr> <tr> <th>Freq</th> <th>Level</th> <th>Line</th> <th>Margin</th> <th>Level</th> <th>Factor</th> <th>Loss</th> <th>Factor</th> <th>Factor</th> </tr> <tr> <th>MHz</th> <th>dBuV/m</th> <th>dBuV/m</th> <th>dB</th> <th>dBuV</th> <th>dB/m</th> <th>dB</th> <th>dB</th> <th>dB</th> </tr> </thead> <tbody> <tr> <td>1</td> <td>4824.00</td> <td>53.05</td> <td>74.00</td> <td>-20.95</td> <td>44.93</td> <td>32.39</td> <td>12.46</td> <td>37.52</td> <td>0.79</td> <td>100</td> <td>340</td> <td>PEAK</td> </tr> <tr> <td>2</td> <td>4824.00</td> <td>49.08</td> <td>54.00</td> <td>-4.92</td> <td>40.96</td> <td>32.39</td> <td>12.46</td> <td>37.52</td> <td>0.79</td> <td>100</td> <td>340</td> <td>Average</td> </tr> </tbody> </table>	Limit	Read	Ant	Cable	Preamp	Aux	APos	TPos	Remark	Freq	Level	Line	Margin	Level	Factor	Loss	Factor	Factor	MHz	dBuV/m	dBuV/m	dB	dBuV	dB/m	dB	dB	dB	1	4824.00	53.05	74.00	-20.95	44.93	32.39	12.46	37.52	0.79	100	340	PEAK	2	4824.00	49.08	54.00	-4.92	40.96	32.39	12.46	37.52	0.79	100	340	Average	<p>Site : 03CH20-HY Condition: PEAK_74 3m HF_91280_02360_241101 VERTICAL</p> <table border="1"> <thead> <tr> <th>Limit</th> <th>Read</th> <th>Ant</th> <th>Cable</th> <th>Preamp</th> <th>Aux</th> <th>APos</th> <th>TPos</th> <th>Remark</th> </tr> <tr> <th>Freq</th> <th>Level</th> <th>Line</th> <th>Margin</th> <th>Level</th> <th>Factor</th> <th>Loss</th> <th>Factor</th> <th>Factor</th> </tr> <tr> <th>MHz</th> <th>dBuV/m</th> <th>dBuV/m</th> <th>dB</th> <th>dBuV</th> <th>dB/m</th> <th>dB</th> <th>dB</th> <th>dB</th> </tr> </thead> <tbody> <tr> <td>1</td> <td>4824.00</td> <td>49.95</td> <td>74.00</td> <td>-24.05</td> <td>41.83</td> <td>32.39</td> <td>12.46</td> <td>37.52</td> <td>0.79</td> <td>301</td> <td>251</td> <td>PEAK</td> </tr> <tr> <td>2</td> <td>4824.00</td> <td>43.44</td> <td>54.00</td> <td>-10.56</td> <td>35.32</td> <td>32.39</td> <td>12.46</td> <td>37.52</td> <td>0.79</td> <td>301</td> <td>251</td> <td>Average</td> </tr> </tbody> </table>	Limit	Read	Ant	Cable	Preamp	Aux	APos	TPos	Remark	Freq	Level	Line	Margin	Level	Factor	Loss	Factor	Factor	MHz	dBuV/m	dBuV/m	dB	dBuV	dB/m	dB	dB	dB	1	4824.00	49.95	74.00	-24.05	41.83	32.39	12.46	37.52	0.79	301	251	PEAK	2	4824.00	43.44	54.00	-10.56	35.32	32.39	12.46	37.52	0.79	301	251	Average
	Limit	Read	Ant	Cable	Preamp	Aux	APos	TPos	Remark																																																																																																			
Freq	Level	Line	Margin	Level	Factor	Loss	Factor	Factor																																																																																																				
MHz	dBuV/m	dBuV/m	dB	dBuV	dB/m	dB	dB	dB																																																																																																				
1	4824.00	53.05	74.00	-20.95	44.93	32.39	12.46	37.52	0.79	100	340	PEAK																																																																																																
2	4824.00	49.08	54.00	-4.92	40.96	32.39	12.46	37.52	0.79	100	340	Average																																																																																																
Limit	Read	Ant	Cable	Preamp	Aux	APos	TPos	Remark																																																																																																				
Freq	Level	Line	Margin	Level	Factor	Loss	Factor	Factor																																																																																																				
MHz	dBuV/m	dBuV/m	dB	dBuV	dB/m	dB	dB	dB																																																																																																				
1	4824.00	49.95	74.00	-24.05	41.83	32.39	12.46	37.52	0.79	301	251	PEAK																																																																																																
2	4824.00	43.44	54.00	-10.56	35.32	32.39	12.46	37.52	0.79	301	251	Average																																																																																																



Mode	1	
	Harmonic	
	2400-2483.5_802.11b_CH01_2412MHz	
ANT	1	
Pol.	Horizontal	Vertical
14.47G ~14.5G Avg	<p>Site : 03CH20-HY Condition: AVG_54 3m HF_91200_02360_231030 HORIZONTAL</p>	<p>Site : 03CH20-HY Condition: AVG_54 3m HF_91200_02360_231030 VERTICAL</p>
	17.7G ~18G Avg	<p>Site : 03CH20-HY Condition: AVG_54 3m HF_91200_02360_231030 HORIZONTAL</p>

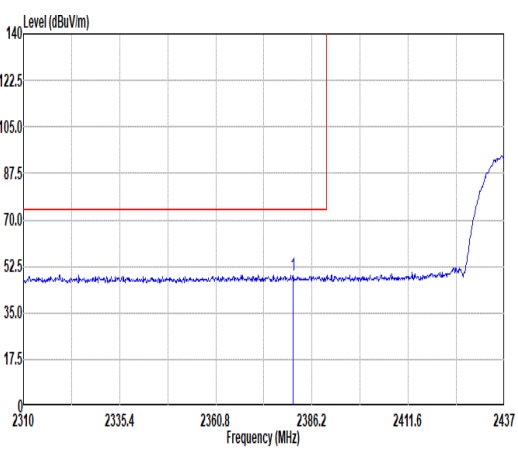
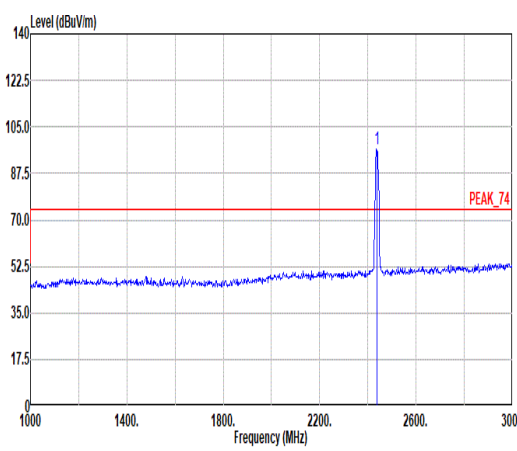
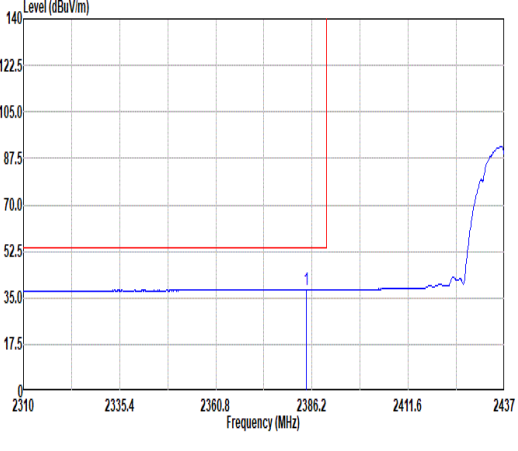
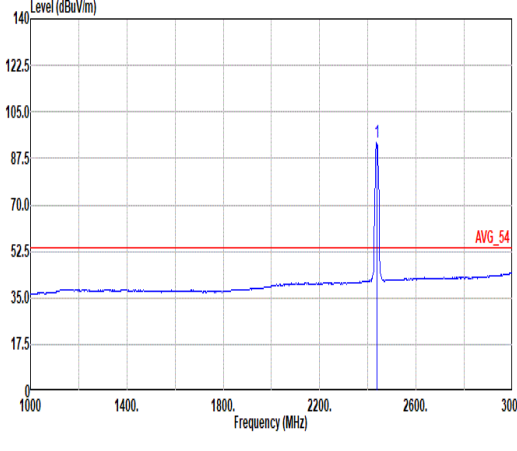


Mode	2																																																																															
	Band Edge - L																																																																															
	2400-2483.5_802.11b_CH06_2437MHz																																																																															
ANT	1																																																																															
Pol.	Horizontal	Fundamental																																																																														
Peak	 <p>Site : 03CH20-HY Condition: PEAK_BE_74 3m HF_91200_02360_231030 HORIZONTAL : RBW:1000.000kHz VBW:3000.000kHz SWT:Auto</p> <table border="1"> <thead> <tr> <th>Limit</th> <th>Read</th> <th>Ant</th> <th>Cable</th> <th>Preamp</th> <th>Aux</th> <th>APos</th> <th>TPos</th> <th>Remark</th> </tr> <tr> <th>Freq</th> <th>Level</th> <th>Line Margin</th> <th>Level Factor</th> <th>Loss Factor</th> <th>Loss Factor</th> <th>Factor</th> <th>Factor</th> <th></th> </tr> <tr> <th>MHz</th> <th>dBuV/m</th> <th>dBuV/m</th> <th>dB</th> <th>dBuV</th> <th>dB/m</th> <th>dB</th> <th>dB</th> <th>cm</th> <th>deg</th> </tr> </thead> <tbody> <tr> <td>1 2389.63</td> <td>49.84</td> <td>74.00</td> <td>-24.16</td> <td>40.41</td> <td>27.30</td> <td>8.69</td> <td>36.24</td> <td>9.68</td> <td>200</td> <td>16 PEAK</td> </tr> </tbody> </table>	Limit	Read	Ant	Cable	Preamp	Aux	APos	TPos	Remark	Freq	Level	Line Margin	Level Factor	Loss Factor	Loss Factor	Factor	Factor		MHz	dBuV/m	dBuV/m	dB	dBuV	dB/m	dB	dB	cm	deg	1 2389.63	49.84	74.00	-24.16	40.41	27.30	8.69	36.24	9.68	200	16 PEAK	 <p>Site : 03CH20-HY Condition: PEAK_74 3m HF_91200_02360_231030 HORIZONTAL : RBW:1000.000kHz VBW:3000.000kHz SWT:Auto</p> <table border="1"> <thead> <tr> <th>Limit</th> <th>Read</th> <th>Ant</th> <th>Cable</th> <th>Preamp</th> <th>Aux</th> <th>APos</th> <th>TPos</th> <th>Remark</th> </tr> <tr> <th>Freq</th> <th>Level</th> <th>Line Margin</th> <th>Level Factor</th> <th>Loss Factor</th> <th>Loss Factor</th> <th>Factor</th> <th>Factor</th> <th></th> </tr> <tr> <th>MHz</th> <th>dBuV/m</th> <th>dBuV/m</th> <th>dB</th> <th>dBuV</th> <th>dB/m</th> <th>dB</th> <th>dB</th> <th>cm</th> <th>deg</th> </tr> </thead> <tbody> <tr> <td>1 2437.00</td> <td>103.55</td> <td>-----</td> <td>-----</td> <td>93.85</td> <td>27.50</td> <td>8.78</td> <td>36.26</td> <td>9.68</td> <td>200</td> <td>16 PEAK</td> </tr> </tbody> </table>	Limit	Read	Ant	Cable	Preamp	Aux	APos	TPos	Remark	Freq	Level	Line Margin	Level Factor	Loss Factor	Loss Factor	Factor	Factor		MHz	dBuV/m	dBuV/m	dB	dBuV	dB/m	dB	dB	cm	deg	1 2437.00	103.55	-----	-----	93.85	27.50	8.78	36.26	9.68	200	16 PEAK
Limit	Read	Ant	Cable	Preamp	Aux	APos	TPos	Remark																																																																								
Freq	Level	Line Margin	Level Factor	Loss Factor	Loss Factor	Factor	Factor																																																																									
MHz	dBuV/m	dBuV/m	dB	dBuV	dB/m	dB	dB	cm	deg																																																																							
1 2389.63	49.84	74.00	-24.16	40.41	27.30	8.69	36.24	9.68	200	16 PEAK																																																																						
Limit	Read	Ant	Cable	Preamp	Aux	APos	TPos	Remark																																																																								
Freq	Level	Line Margin	Level Factor	Loss Factor	Loss Factor	Factor	Factor																																																																									
MHz	dBuV/m	dBuV/m	dB	dBuV	dB/m	dB	dB	cm	deg																																																																							
1 2437.00	103.55	-----	-----	93.85	27.50	8.78	36.26	9.68	200	16 PEAK																																																																						
Avg	 <p>Site : 03CH20-HY Condition: AVG_BE_54 3m HF_91200_02360_231030 HORIZONTAL : RBW:1000.000kHz VBW:0.010kHz SWT:Auto</p> <table border="1"> <thead> <tr> <th>Limit</th> <th>Read</th> <th>Ant</th> <th>Cable</th> <th>Preamp</th> <th>Aux</th> <th>APos</th> <th>TPos</th> <th>Remark</th> </tr> <tr> <th>Freq</th> <th>Level</th> <th>Line Margin</th> <th>Level Factor</th> <th>Loss Factor</th> <th>Loss Factor</th> <th>Factor</th> <th>Factor</th> <th></th> </tr> <tr> <th>MHz</th> <th>dBuV/m</th> <th>dBuV/m</th> <th>dB</th> <th>dBuV</th> <th>dB/m</th> <th>dB</th> <th>dB</th> <th>cm</th> <th>deg</th> </tr> </thead> <tbody> <tr> <td>1 2388.99</td> <td>38.79</td> <td>54.00</td> <td>-15.21</td> <td>29.35</td> <td>27.31</td> <td>8.69</td> <td>36.24</td> <td>9.68</td> <td>200</td> <td>16 AVERAGE</td> </tr> </tbody> </table>	Limit	Read	Ant	Cable	Preamp	Aux	APos	TPos	Remark	Freq	Level	Line Margin	Level Factor	Loss Factor	Loss Factor	Factor	Factor		MHz	dBuV/m	dBuV/m	dB	dBuV	dB/m	dB	dB	cm	deg	1 2388.99	38.79	54.00	-15.21	29.35	27.31	8.69	36.24	9.68	200	16 AVERAGE	 <p>Site : 03CH20-HY Condition: AVG_54 3m HF_91200_02360_231030 HORIZONTAL : RBW:1000.000kHz VBW:0.010kHz SWT:Auto</p> <table border="1"> <thead> <tr> <th>Limit</th> <th>Read</th> <th>Ant</th> <th>Cable</th> <th>Preamp</th> <th>Aux</th> <th>APos</th> <th>TPos</th> <th>Remark</th> </tr> <tr> <th>Freq</th> <th>Level</th> <th>Line Margin</th> <th>Level Factor</th> <th>Loss Factor</th> <th>Loss Factor</th> <th>Factor</th> <th>Factor</th> <th></th> </tr> <tr> <th>MHz</th> <th>dBuV/m</th> <th>dBuV/m</th> <th>dB</th> <th>dBuV</th> <th>dB/m</th> <th>dB</th> <th>dB</th> <th>cm</th> <th>deg</th> </tr> </thead> <tbody> <tr> <td>1 2437.00</td> <td>100.32</td> <td>-----</td> <td>-----</td> <td>90.62</td> <td>27.50</td> <td>8.78</td> <td>36.26</td> <td>9.68</td> <td>200</td> <td>16 AVERAGE</td> </tr> </tbody> </table>	Limit	Read	Ant	Cable	Preamp	Aux	APos	TPos	Remark	Freq	Level	Line Margin	Level Factor	Loss Factor	Loss Factor	Factor	Factor		MHz	dBuV/m	dBuV/m	dB	dBuV	dB/m	dB	dB	cm	deg	1 2437.00	100.32	-----	-----	90.62	27.50	8.78	36.26	9.68	200	16 AVERAGE
Limit	Read	Ant	Cable	Preamp	Aux	APos	TPos	Remark																																																																								
Freq	Level	Line Margin	Level Factor	Loss Factor	Loss Factor	Factor	Factor																																																																									
MHz	dBuV/m	dBuV/m	dB	dBuV	dB/m	dB	dB	cm	deg																																																																							
1 2388.99	38.79	54.00	-15.21	29.35	27.31	8.69	36.24	9.68	200	16 AVERAGE																																																																						
Limit	Read	Ant	Cable	Preamp	Aux	APos	TPos	Remark																																																																								
Freq	Level	Line Margin	Level Factor	Loss Factor	Loss Factor	Factor	Factor																																																																									
MHz	dBuV/m	dBuV/m	dB	dBuV	dB/m	dB	dB	cm	deg																																																																							
1 2437.00	100.32	-----	-----	90.62	27.50	8.78	36.26	9.68	200	16 AVERAGE																																																																						



Mode	2																																									
	Band Edge - R																																									
	2400-2483.5_802.11b_CH06_2437MHz																																									
ANT	1																																									
Pol.	Horizontal	Fundamental																																								
Peak	<p>Site : 03CH20-HY Condition: PEAK_BE_74 3m HF_91200_02360_231030 HORIZONTAL : RBW:1000.000kHz VBW:3000.000kHz SMT:Auto</p> <table border="1"> <thead> <tr> <th>Limit</th> <th>Read</th> <th>Ant</th> <th>Cable</th> <th>Preamp</th> <th>Aux</th> <th>APos</th> <th>TPos</th> <th>Remark</th> </tr> <tr> <th>Freq</th> <th>Level</th> <th>Line</th> <th>Margin</th> <th>Level</th> <th>Factor</th> <th>Loss</th> <th>Factor</th> <th>Factor</th> </tr> <tr> <th>MHz</th> <th>dBuV/m</th> <th>dBuV/m</th> <th>dB</th> <th>dBuV</th> <th>dB/m</th> <th>dB</th> <th>dB</th> <th>dB</th> </tr> </thead> <tbody> <tr> <td>1</td> <td>2487.09</td> <td>50.33</td> <td>74.00</td> <td>-23.67</td> <td>40.39</td> <td>27.67</td> <td>8.87</td> <td>36.28</td> <td>9.68</td> <td>200</td> <td>16</td> <td>PEAK</td> </tr> </tbody> </table>	Limit	Read	Ant	Cable	Preamp	Aux	APos	TPos	Remark	Freq	Level	Line	Margin	Level	Factor	Loss	Factor	Factor	MHz	dBuV/m	dBuV/m	dB	dBuV	dB/m	dB	dB	dB	1	2487.09	50.33	74.00	-23.67	40.39	27.67	8.87	36.28	9.68	200	16	PEAK	Blank
Limit	Read	Ant	Cable	Preamp	Aux	APos	TPos	Remark																																		
Freq	Level	Line	Margin	Level	Factor	Loss	Factor	Factor																																		
MHz	dBuV/m	dBuV/m	dB	dBuV	dB/m	dB	dB	dB																																		
1	2487.09	50.33	74.00	-23.67	40.39	27.67	8.87	36.28	9.68	200	16	PEAK																														
Avg	<p>Site : 03CH20-HY Condition: AVG_BE_54 3m HF_91200_02360_231030 HORIZONTAL : RBW:1000.000kHz VBW:0.010kHz SMT:Auto</p> <table border="1"> <thead> <tr> <th>Limit</th> <th>Read</th> <th>Ant</th> <th>Cable</th> <th>Preamp</th> <th>Aux</th> <th>APos</th> <th>TPos</th> <th>Remark</th> </tr> <tr> <th>Freq</th> <th>Level</th> <th>Line</th> <th>Margin</th> <th>Level</th> <th>Factor</th> <th>Loss</th> <th>Factor</th> <th>Factor</th> </tr> <tr> <th>MHz</th> <th>dBuV/m</th> <th>dBuV/m</th> <th>dB</th> <th>dBuV</th> <th>dB/m</th> <th>dB</th> <th>dB</th> <th>dB</th> </tr> </thead> <tbody> <tr> <td>1</td> <td>2484.25</td> <td>39.21</td> <td>54.00</td> <td>-14.79</td> <td>29.29</td> <td>27.64</td> <td>8.87</td> <td>36.27</td> <td>9.68</td> <td>200</td> <td>16</td> <td>AVERAGE</td> </tr> </tbody> </table>	Limit	Read	Ant	Cable	Preamp	Aux	APos	TPos	Remark	Freq	Level	Line	Margin	Level	Factor	Loss	Factor	Factor	MHz	dBuV/m	dBuV/m	dB	dBuV	dB/m	dB	dB	dB	1	2484.25	39.21	54.00	-14.79	29.29	27.64	8.87	36.27	9.68	200	16	AVERAGE	Blank
Limit	Read	Ant	Cable	Preamp	Aux	APos	TPos	Remark																																		
Freq	Level	Line	Margin	Level	Factor	Loss	Factor	Factor																																		
MHz	dBuV/m	dBuV/m	dB	dBuV	dB/m	dB	dB	dB																																		
1	2484.25	39.21	54.00	-14.79	29.29	27.64	8.87	36.27	9.68	200	16	AVERAGE																														



Mode	2																																																																																			
	Band Edge - L																																																																																			
	2400-2483.5_802.11b_CH06_2437MHz																																																																																			
ANT	1																																																																																			
Pol.	Vertical	Fundamental																																																																																		
Peak	 <p>Level (dBuV/m)</p> <p>Frequency (MHz)</p> <p>Site : 03CH20-HY Condition: PEAK_BE_74 3m HF_91200_02360_231030 VERTICAL : RBW:1000.000kHz VBW:3000.000kHz SWT:Auto</p> <table border="1"> <thead> <tr> <th>Limit</th> <th>Read</th> <th>Ant</th> <th>Cable</th> <th>Preamp</th> <th>Aux</th> <th>APos</th> <th>TPos</th> <th>Remark</th> </tr> <tr> <th>Freq</th> <th>Level</th> <th>Line Margin</th> <th>Level Factor</th> <th>Loss Factor</th> <th>Loss Factor</th> <th>Factor</th> <th></th> <th></th> </tr> <tr> <th>MHz</th> <th>dBuV/m</th> <th>dBuV/m</th> <th>dB</th> <th>dBuV</th> <th>dB/m</th> <th>dB</th> <th>dB</th> <th>cm</th> <th>deg</th> </tr> </thead> <tbody> <tr> <td>1</td> <td>2381.12</td> <td>49.36</td> <td>74.00</td> <td>-24.64</td> <td>39.86</td> <td>27.39</td> <td>8.67</td> <td>36.24</td> <td>9.68</td> <td>100</td> <td>198</td> <td>PEAK</td> </tr> </tbody> </table>	Limit	Read	Ant	Cable	Preamp	Aux	APos	TPos	Remark	Freq	Level	Line Margin	Level Factor	Loss Factor	Loss Factor	Factor			MHz	dBuV/m	dBuV/m	dB	dBuV	dB/m	dB	dB	cm	deg	1	2381.12	49.36	74.00	-24.64	39.86	27.39	8.67	36.24	9.68	100	198	PEAK	 <p>Level (dBuV/m)</p> <p>Frequency (MHz)</p> <p>Site : 03CH20-HY Condition: PEAK_74 3m HF_91200_02360_231030 VERTICAL : RBW:1000.000kHz VBW:3000.000kHz SWT:Auto</p> <table border="1"> <thead> <tr> <th>Limit</th> <th>Read</th> <th>Ant</th> <th>Cable</th> <th>Preamp</th> <th>Aux</th> <th>APos</th> <th>TPos</th> <th>Remark</th> </tr> <tr> <th>Freq</th> <th>Level</th> <th>Line Margin</th> <th>Level Factor</th> <th>Loss Factor</th> <th>Loss Factor</th> <th>Factor</th> <th></th> <th></th> </tr> <tr> <th>MHz</th> <th>dBuV/m</th> <th>dBuV/m</th> <th>dB</th> <th>dBuV</th> <th>dB/m</th> <th>dB</th> <th>dB</th> <th>cm</th> <th>deg</th> </tr> </thead> <tbody> <tr> <td>1</td> <td>2437.00</td> <td>96.63</td> <td>-----</td> <td>-----</td> <td>86.93</td> <td>27.50</td> <td>8.78</td> <td>36.26</td> <td>9.68</td> <td>100</td> <td>198</td> <td>PEAK</td> </tr> </tbody> </table>	Limit	Read	Ant	Cable	Preamp	Aux	APos	TPos	Remark	Freq	Level	Line Margin	Level Factor	Loss Factor	Loss Factor	Factor			MHz	dBuV/m	dBuV/m	dB	dBuV	dB/m	dB	dB	cm	deg	1	2437.00	96.63	-----	-----	86.93	27.50	8.78	36.26	9.68	100	198	PEAK
Limit	Read	Ant	Cable	Preamp	Aux	APos	TPos	Remark																																																																												
Freq	Level	Line Margin	Level Factor	Loss Factor	Loss Factor	Factor																																																																														
MHz	dBuV/m	dBuV/m	dB	dBuV	dB/m	dB	dB	cm	deg																																																																											
1	2381.12	49.36	74.00	-24.64	39.86	27.39	8.67	36.24	9.68	100	198	PEAK																																																																								
Limit	Read	Ant	Cable	Preamp	Aux	APos	TPos	Remark																																																																												
Freq	Level	Line Margin	Level Factor	Loss Factor	Loss Factor	Factor																																																																														
MHz	dBuV/m	dBuV/m	dB	dBuV	dB/m	dB	dB	cm	deg																																																																											
1	2437.00	96.63	-----	-----	86.93	27.50	8.78	36.26	9.68	100	198	PEAK																																																																								
Avg	 <p>Level (dBuV/m)</p> <p>Frequency (MHz)</p> <p>Site : 03CH20-HY Condition: AVG_BE_54 3m HF_91200_02360_231030 VERTICAL : RBW:1000.000kHz VBW:0.010kHz SWT:Auto</p> <table border="1"> <thead> <tr> <th>Limit</th> <th>Read</th> <th>Ant</th> <th>Cable</th> <th>Preamp</th> <th>Aux</th> <th>APos</th> <th>TPos</th> <th>Remark</th> </tr> <tr> <th>Freq</th> <th>Level</th> <th>Line Margin</th> <th>Level Factor</th> <th>Loss Factor</th> <th>Loss Factor</th> <th>Factor</th> <th></th> <th></th> </tr> <tr> <th>MHz</th> <th>dBuV/m</th> <th>dBuV/m</th> <th>dB</th> <th>dBuV</th> <th>dB/m</th> <th>dB</th> <th>dB</th> <th>cm</th> <th>deg</th> </tr> </thead> <tbody> <tr> <td>1</td> <td>2384.68</td> <td>38.17</td> <td>54.00</td> <td>-15.83</td> <td>28.70</td> <td>27.35</td> <td>8.68</td> <td>36.24</td> <td>9.68</td> <td>100</td> <td>198</td> <td>AVERAGE</td> </tr> </tbody> </table>	Limit	Read	Ant	Cable	Preamp	Aux	APos	TPos	Remark	Freq	Level	Line Margin	Level Factor	Loss Factor	Loss Factor	Factor			MHz	dBuV/m	dBuV/m	dB	dBuV	dB/m	dB	dB	cm	deg	1	2384.68	38.17	54.00	-15.83	28.70	27.35	8.68	36.24	9.68	100	198	AVERAGE	 <p>Level (dBuV/m)</p> <p>Frequency (MHz)</p> <p>Site : 03CH20-HY Condition: AVG_54 3m HF_91200_02360_231030 VERTICAL : RBW:1000.000kHz VBW:0.010kHz SWT:Auto</p> <table border="1"> <thead> <tr> <th>Limit</th> <th>Read</th> <th>Ant</th> <th>Cable</th> <th>Preamp</th> <th>Aux</th> <th>APos</th> <th>TPos</th> <th>Remark</th> </tr> <tr> <th>Freq</th> <th>Level</th> <th>Line Margin</th> <th>Level Factor</th> <th>Loss Factor</th> <th>Loss Factor</th> <th>Factor</th> <th></th> <th></th> </tr> <tr> <th>MHz</th> <th>dBuV/m</th> <th>dBuV/m</th> <th>dB</th> <th>dBuV</th> <th>dB/m</th> <th>dB</th> <th>dB</th> <th>cm</th> <th>deg</th> </tr> </thead> <tbody> <tr> <td>1</td> <td>2437.00</td> <td>93.38</td> <td>-----</td> <td>-----</td> <td>83.68</td> <td>27.50</td> <td>8.78</td> <td>36.26</td> <td>9.68</td> <td>100</td> <td>198</td> <td>AVERAGE</td> </tr> </tbody> </table>	Limit	Read	Ant	Cable	Preamp	Aux	APos	TPos	Remark	Freq	Level	Line Margin	Level Factor	Loss Factor	Loss Factor	Factor			MHz	dBuV/m	dBuV/m	dB	dBuV	dB/m	dB	dB	cm	deg	1	2437.00	93.38	-----	-----	83.68	27.50	8.78	36.26	9.68	100	198	AVERAGE
Limit	Read	Ant	Cable	Preamp	Aux	APos	TPos	Remark																																																																												
Freq	Level	Line Margin	Level Factor	Loss Factor	Loss Factor	Factor																																																																														
MHz	dBuV/m	dBuV/m	dB	dBuV	dB/m	dB	dB	cm	deg																																																																											
1	2384.68	38.17	54.00	-15.83	28.70	27.35	8.68	36.24	9.68	100	198	AVERAGE																																																																								
Limit	Read	Ant	Cable	Preamp	Aux	APos	TPos	Remark																																																																												
Freq	Level	Line Margin	Level Factor	Loss Factor	Loss Factor	Factor																																																																														
MHz	dBuV/m	dBuV/m	dB	dBuV	dB/m	dB	dB	cm	deg																																																																											
1	2437.00	93.38	-----	-----	83.68	27.50	8.78	36.26	9.68	100	198	AVERAGE																																																																								



Mode	2																																														
	Band Edge - R																																														
	2400-2483.5_802.11b_CH06_2437MHz																																														
ANT	1																																														
Pol.	Vertical	Fundamental																																													
Peak	<p>Site : 03CH20-HY Condition: PEAK_BE_74 3m HF_91200_02360_231030 VERTICAL : RBW:1000.000kHz VBW:3000.000kHz SMT:Auto</p> <table border="1"> <thead> <tr> <th>Limit</th> <th>Read</th> <th>Ant</th> <th>Cable</th> <th>Preamp</th> <th>Aux</th> <th>APos</th> <th>TPos</th> <th>Remark</th> </tr> <tr> <th>Freq</th> <th>Level</th> <th>Line</th> <th>Margin</th> <th>Level</th> <th>Factor</th> <th>Loss</th> <th>Factor</th> <th>Factor</th> </tr> <tr> <th>MHz</th> <th>dBuV/m</th> <th>dBuV/m</th> <th>dB</th> <th>dBuV</th> <th>dB/m</th> <th>dB</th> <th>dB</th> <th>dB</th> </tr> </thead> <tbody> <tr> <td>1 2498.99</td> <td>50.03</td> <td>74.00</td> <td>-23.97</td> <td>40.04</td> <td>27.70</td> <td>8.89</td> <td>36.28</td> <td>9.68</td> </tr> <tr> <td></td> <td></td> <td></td> <td></td> <td></td> <td></td> <td></td> <td></td> <td>100 198 PEAK</td> </tr> </tbody> </table>	Limit	Read	Ant	Cable	Preamp	Aux	APos	TPos	Remark	Freq	Level	Line	Margin	Level	Factor	Loss	Factor	Factor	MHz	dBuV/m	dBuV/m	dB	dBuV	dB/m	dB	dB	dB	1 2498.99	50.03	74.00	-23.97	40.04	27.70	8.89	36.28	9.68									100 198 PEAK	Blank
Limit	Read	Ant	Cable	Preamp	Aux	APos	TPos	Remark																																							
Freq	Level	Line	Margin	Level	Factor	Loss	Factor	Factor																																							
MHz	dBuV/m	dBuV/m	dB	dBuV	dB/m	dB	dB	dB																																							
1 2498.99	50.03	74.00	-23.97	40.04	27.70	8.89	36.28	9.68																																							
								100 198 PEAK																																							
Avg	<p>Site : 03CH20-HY Condition: AVG_BE_54 3m HF_91200_02360_231030 VERTICAL : RBW:1000.000kHz VBW:0.010kHz SMT:Auto</p> <table border="1"> <thead> <tr> <th>Limit</th> <th>Read</th> <th>Ant</th> <th>Cable</th> <th>Preamp</th> <th>Aux</th> <th>APos</th> <th>TPos</th> <th>Remark</th> </tr> <tr> <th>Freq</th> <th>Level</th> <th>Line</th> <th>Margin</th> <th>Level</th> <th>Factor</th> <th>Loss</th> <th>Factor</th> <th>Factor</th> </tr> <tr> <th>MHz</th> <th>dBuV/m</th> <th>dBuV/m</th> <th>dB</th> <th>dBuV</th> <th>dB/m</th> <th>dB</th> <th>dB</th> <th>dB</th> </tr> </thead> <tbody> <tr> <td>1 2483.87</td> <td>38.83</td> <td>54.00</td> <td>-15.17</td> <td>28.91</td> <td>27.64</td> <td>8.87</td> <td>36.27</td> <td>9.68</td> </tr> <tr> <td></td> <td></td> <td></td> <td></td> <td></td> <td></td> <td></td> <td></td> <td>100 198 AVERAGE</td> </tr> </tbody> </table>	Limit	Read	Ant	Cable	Preamp	Aux	APos	TPos	Remark	Freq	Level	Line	Margin	Level	Factor	Loss	Factor	Factor	MHz	dBuV/m	dBuV/m	dB	dBuV	dB/m	dB	dB	dB	1 2483.87	38.83	54.00	-15.17	28.91	27.64	8.87	36.27	9.68									100 198 AVERAGE	Blank
Limit	Read	Ant	Cable	Preamp	Aux	APos	TPos	Remark																																							
Freq	Level	Line	Margin	Level	Factor	Loss	Factor	Factor																																							
MHz	dBuV/m	dBuV/m	dB	dBuV	dB/m	dB	dB	dB																																							
1 2483.87	38.83	54.00	-15.17	28.91	27.64	8.87	36.27	9.68																																							
								100 198 AVERAGE																																							

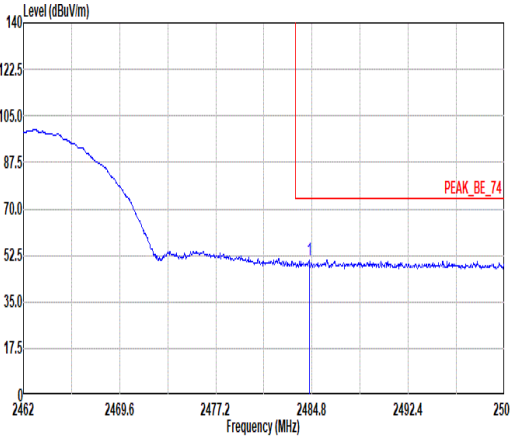
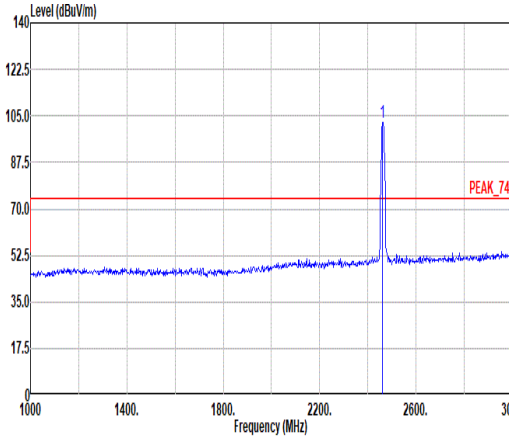
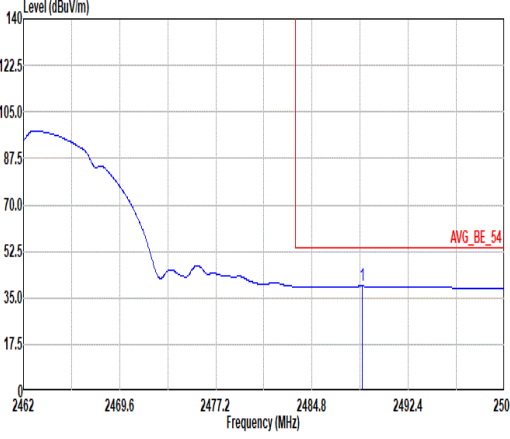
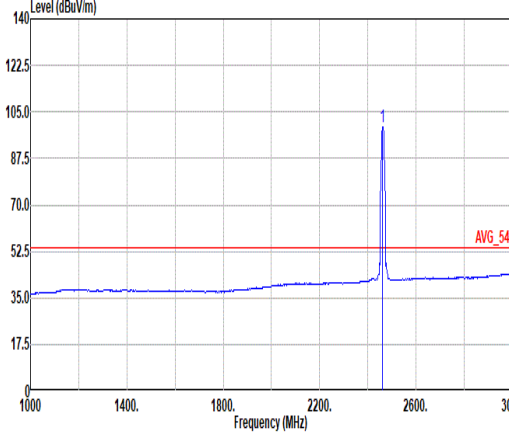


Mode	2																																																																																																																																																																	
	Harmonic																																																																																																																																																																	
	2400-2483.5_802.11b_CH06_2437MHz																																																																																																																																																																	
ANT	1																																																																																																																																																																	
Pol.	Horizontal	Vertical																																																																																																																																																																
Peak Avg	<p>Site : 03CH20-HY Condition: PEAK_74 3m HF_91200_02038_240729 HORIZONTAL</p> <table border="1"> <thead> <tr> <th>Limit</th> <th>Read</th> <th>Ant</th> <th>Cable</th> <th>Preamp</th> <th>Aux</th> <th>APos</th> <th>TPos</th> <th>Remark</th> </tr> <tr> <th>Freq</th> <th>Level</th> <th>Line Margin</th> <th>Level</th> <th>Factor</th> <th>Loss Factor</th> <th>Factor</th> <th></th> <th></th> </tr> <tr> <th>MHz</th> <th>dBuV/m</th> <th>dBuV/m</th> <th>dB</th> <th>dBuV</th> <th>dB/m</th> <th>dB</th> <th>dB</th> <th>cm</th> <th>deg</th> </tr> </thead> <tbody> <tr> <td>1</td> <td>4874.00</td> <td>54.34</td> <td>74.00</td> <td>-19.66</td> <td>46.12</td> <td>32.55</td> <td>12.55</td> <td>37.56</td> <td>0.68</td> <td>188</td> <td>341</td> <td>PEAK</td> </tr> <tr> <td>2</td> <td>4874.00</td> <td>51.61</td> <td>54.00</td> <td>-2.39</td> <td>43.39</td> <td>32.55</td> <td>12.55</td> <td>37.56</td> <td>0.68</td> <td>188</td> <td>341</td> <td>Average</td> </tr> <tr> <td>3</td> <td>7311.00</td> <td>48.08</td> <td>74.00</td> <td>-25.92</td> <td>34.13</td> <td>36.76</td> <td>15.44</td> <td>38.61</td> <td>0.36</td> <td>300</td> <td>279</td> <td>PEAK</td> </tr> <tr> <td>4</td> <td>7311.00</td> <td>37.82</td> <td>54.00</td> <td>-16.18</td> <td>23.87</td> <td>36.76</td> <td>15.44</td> <td>38.61</td> <td>0.36</td> <td>300</td> <td>279</td> <td>Average</td> </tr> </tbody> </table>	Limit	Read	Ant	Cable	Preamp	Aux	APos	TPos	Remark	Freq	Level	Line Margin	Level	Factor	Loss Factor	Factor			MHz	dBuV/m	dBuV/m	dB	dBuV	dB/m	dB	dB	cm	deg	1	4874.00	54.34	74.00	-19.66	46.12	32.55	12.55	37.56	0.68	188	341	PEAK	2	4874.00	51.61	54.00	-2.39	43.39	32.55	12.55	37.56	0.68	188	341	Average	3	7311.00	48.08	74.00	-25.92	34.13	36.76	15.44	38.61	0.36	300	279	PEAK	4	7311.00	37.82	54.00	-16.18	23.87	36.76	15.44	38.61	0.36	300	279	Average	<p>Site : 03CH20-HY Condition: PEAK_74 3m HF_91200_02038_240729 VERTICAL</p> <table border="1"> <thead> <tr> <th>Limit</th> <th>Read</th> <th>Ant</th> <th>Cable</th> <th>Preamp</th> <th>Aux</th> <th>APos</th> <th>TPos</th> <th>Remark</th> </tr> <tr> <th>Freq</th> <th>Level</th> <th>Line Margin</th> <th>Level</th> <th>Factor</th> <th>Loss Factor</th> <th>Factor</th> <th></th> <th></th> </tr> <tr> <th>MHz</th> <th>dBuV/m</th> <th>dBuV/m</th> <th>dB</th> <th>dBuV</th> <th>dB/m</th> <th>dB</th> <th>dB</th> <th>cm</th> <th>deg</th> </tr> </thead> <tbody> <tr> <td>1</td> <td>4874.00</td> <td>51.70</td> <td>74.00</td> <td>-22.30</td> <td>43.48</td> <td>32.55</td> <td>12.55</td> <td>37.56</td> <td>0.68</td> <td>330</td> <td>264</td> <td>PEAK</td> </tr> <tr> <td>2</td> <td>4874.00</td> <td>47.22</td> <td>54.00</td> <td>-6.78</td> <td>39.00</td> <td>32.55</td> <td>12.55</td> <td>37.56</td> <td>0.68</td> <td>330</td> <td>264</td> <td>Average</td> </tr> <tr> <td>3</td> <td>7311.00</td> <td>48.64</td> <td>74.00</td> <td>-25.36</td> <td>34.69</td> <td>36.76</td> <td>15.44</td> <td>38.61</td> <td>0.36</td> <td>200</td> <td>358</td> <td>PEAK</td> </tr> <tr> <td>4</td> <td>7311.00</td> <td>37.81</td> <td>54.00</td> <td>-16.19</td> <td>23.86</td> <td>36.76</td> <td>15.44</td> <td>38.61</td> <td>0.36</td> <td>200</td> <td>358</td> <td>Average</td> </tr> </tbody> </table>	Limit	Read	Ant	Cable	Preamp	Aux	APos	TPos	Remark	Freq	Level	Line Margin	Level	Factor	Loss Factor	Factor			MHz	dBuV/m	dBuV/m	dB	dBuV	dB/m	dB	dB	cm	deg	1	4874.00	51.70	74.00	-22.30	43.48	32.55	12.55	37.56	0.68	330	264	PEAK	2	4874.00	47.22	54.00	-6.78	39.00	32.55	12.55	37.56	0.68	330	264	Average	3	7311.00	48.64	74.00	-25.36	34.69	36.76	15.44	38.61	0.36	200	358	PEAK	4	7311.00	37.81	54.00	-16.19	23.86	36.76	15.44	38.61	0.36	200	358	Average
Limit	Read	Ant	Cable	Preamp	Aux	APos	TPos	Remark																																																																																																																																																										
Freq	Level	Line Margin	Level	Factor	Loss Factor	Factor																																																																																																																																																												
MHz	dBuV/m	dBuV/m	dB	dBuV	dB/m	dB	dB	cm	deg																																																																																																																																																									
1	4874.00	54.34	74.00	-19.66	46.12	32.55	12.55	37.56	0.68	188	341	PEAK																																																																																																																																																						
2	4874.00	51.61	54.00	-2.39	43.39	32.55	12.55	37.56	0.68	188	341	Average																																																																																																																																																						
3	7311.00	48.08	74.00	-25.92	34.13	36.76	15.44	38.61	0.36	300	279	PEAK																																																																																																																																																						
4	7311.00	37.82	54.00	-16.18	23.87	36.76	15.44	38.61	0.36	300	279	Average																																																																																																																																																						
Limit	Read	Ant	Cable	Preamp	Aux	APos	TPos	Remark																																																																																																																																																										
Freq	Level	Line Margin	Level	Factor	Loss Factor	Factor																																																																																																																																																												
MHz	dBuV/m	dBuV/m	dB	dBuV	dB/m	dB	dB	cm	deg																																																																																																																																																									
1	4874.00	51.70	74.00	-22.30	43.48	32.55	12.55	37.56	0.68	330	264	PEAK																																																																																																																																																						
2	4874.00	47.22	54.00	-6.78	39.00	32.55	12.55	37.56	0.68	330	264	Average																																																																																																																																																						
3	7311.00	48.64	74.00	-25.36	34.69	36.76	15.44	38.61	0.36	200	358	PEAK																																																																																																																																																						
4	7311.00	37.81	54.00	-16.19	23.86	36.76	15.44	38.61	0.36	200	358	Average																																																																																																																																																						

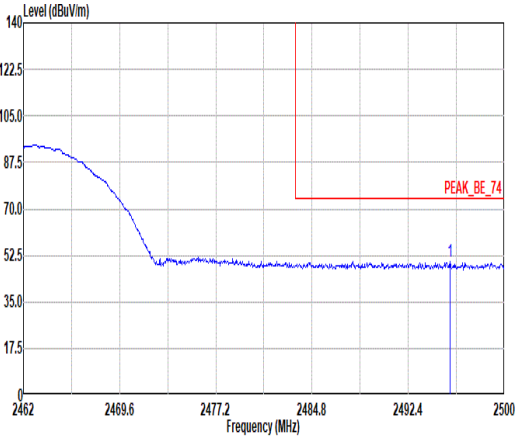
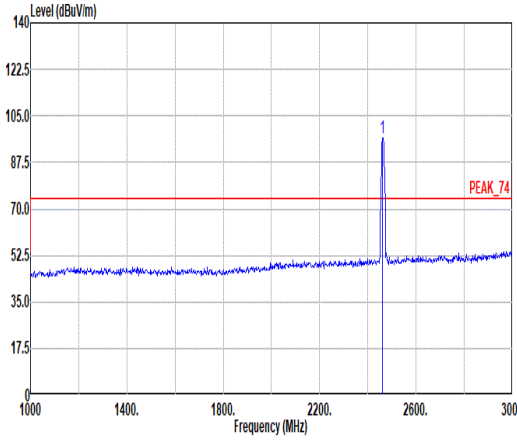
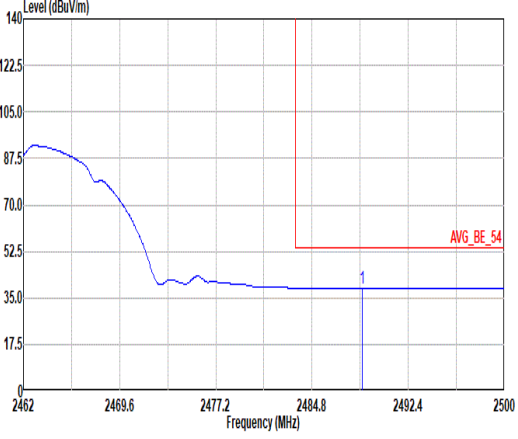
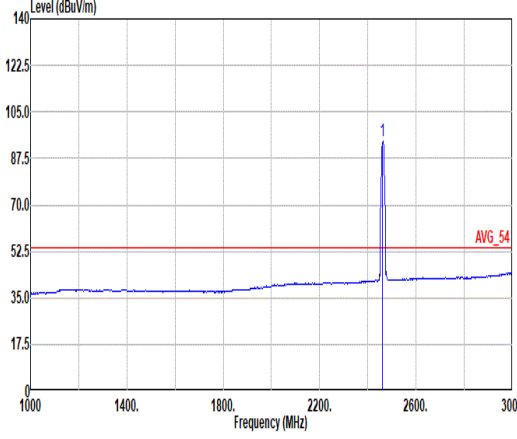


Mode	2	
	Harmonic	
	2400-2483.5_802.11b_CH06_2437MHz	
ANT	1	
Pol.	Horizontal	Vertical
14.47G ~14.5G Avg	<p>Site : 03CH20-HY Condition: AVG_54 3m HF_91200_02360_231030 HORIZONTAL</p>	<p>Site : 03CH20-HY Condition: AVG_54 3m HF_91200_02360_231030 VERTICAL</p>
	17.7G ~18G Avg	<p>Site : 03CH20-HY Condition: AVG_54 3m HF_91200_02360_231030 HORIZONTAL</p>



Mode	3																																																																																			
	Band Edge																																																																																			
	2400-2483.5_802.11b_CH11_2462MHz																																																																																			
ANT	1																																																																																			
Pol.	Horizontal	Fundamental																																																																																		
Peak	 <p>Level (dBuV/m) vs Frequency (MHz) showing a peak at 2484.8 MHz labeled PEAK_BE_74.</p> <p>Site : 03CH20-HY Condition: PEAK_BE_74 3m HF_91200_02360_231030 HORIZONTAL : RBW:1000.000kHz VBW:3000.000kHz SMT:Auto</p> <table border="1"> <thead> <tr> <th>Limit</th> <th>Read</th> <th>Ant</th> <th>Cable</th> <th>Preamp</th> <th>Aux</th> <th>APos</th> <th>TPos</th> <th>Remark</th> </tr> <tr> <th>Freq</th> <th>Level</th> <th>Line Margin</th> <th>Level Factor</th> <th>Loss Factor</th> <th>Factor</th> <th>Factor</th> <th>Factor</th> <th></th> </tr> <tr> <th>MHz</th> <th>dBuV/m</th> <th>dBuV/m</th> <th>dB</th> <th>dBuV</th> <th>dB/m</th> <th>dB</th> <th>dB</th> <th>cm</th> <th>deg</th> </tr> </thead> <tbody> <tr> <td>1</td> <td>2484.57</td> <td>50.89</td> <td>74.00</td> <td>-23.11</td> <td>40.96</td> <td>27.65</td> <td>8.87</td> <td>36.27</td> <td>9.68</td> <td>101</td> <td>22</td> <td>PEAK</td> </tr> </tbody> </table>	Limit	Read	Ant	Cable	Preamp	Aux	APos	TPos	Remark	Freq	Level	Line Margin	Level Factor	Loss Factor	Factor	Factor	Factor		MHz	dBuV/m	dBuV/m	dB	dBuV	dB/m	dB	dB	cm	deg	1	2484.57	50.89	74.00	-23.11	40.96	27.65	8.87	36.27	9.68	101	22	PEAK	 <p>Level (dBuV/m) vs Frequency (MHz) showing a peak at 2462.00 MHz labeled PEAK_74.</p> <p>Site : 03CH20-HY Condition: PEAK_74 3m HF_91200_02360_231030 HORIZONTAL : RBW:1000.000kHz VBW:3000.000kHz SMT:Auto</p> <table border="1"> <thead> <tr> <th>Limit</th> <th>Read</th> <th>Ant</th> <th>Cable</th> <th>Preamp</th> <th>Aux</th> <th>APos</th> <th>TPos</th> <th>Remark</th> </tr> <tr> <th>Freq</th> <th>Level</th> <th>Line Margin</th> <th>Level Factor</th> <th>Loss Factor</th> <th>Factor</th> <th>Factor</th> <th>Factor</th> <th></th> </tr> <tr> <th>MHz</th> <th>dBuV/m</th> <th>dBuV/m</th> <th>dB</th> <th>dBuV</th> <th>dB/m</th> <th>dB</th> <th>dB</th> <th>cm</th> <th>deg</th> </tr> </thead> <tbody> <tr> <td>1</td> <td>2462.00</td> <td>102.55</td> <td>-----</td> <td>-----</td> <td>92.82</td> <td>27.50</td> <td>8.82</td> <td>36.27</td> <td>9.68</td> <td>101</td> <td>22</td> <td>PEAK</td> </tr> </tbody> </table>	Limit	Read	Ant	Cable	Preamp	Aux	APos	TPos	Remark	Freq	Level	Line Margin	Level Factor	Loss Factor	Factor	Factor	Factor		MHz	dBuV/m	dBuV/m	dB	dBuV	dB/m	dB	dB	cm	deg	1	2462.00	102.55	-----	-----	92.82	27.50	8.82	36.27	9.68	101	22	PEAK
Limit	Read	Ant	Cable	Preamp	Aux	APos	TPos	Remark																																																																												
Freq	Level	Line Margin	Level Factor	Loss Factor	Factor	Factor	Factor																																																																													
MHz	dBuV/m	dBuV/m	dB	dBuV	dB/m	dB	dB	cm	deg																																																																											
1	2484.57	50.89	74.00	-23.11	40.96	27.65	8.87	36.27	9.68	101	22	PEAK																																																																								
Limit	Read	Ant	Cable	Preamp	Aux	APos	TPos	Remark																																																																												
Freq	Level	Line Margin	Level Factor	Loss Factor	Factor	Factor	Factor																																																																													
MHz	dBuV/m	dBuV/m	dB	dBuV	dB/m	dB	dB	cm	deg																																																																											
1	2462.00	102.55	-----	-----	92.82	27.50	8.82	36.27	9.68	101	22	PEAK																																																																								
Avg	 <p>Level (dBuV/m) vs Frequency (MHz) showing an average peak at 2488.79 MHz labeled AVG_BE_54.</p> <p>Site : 03CH20-HY Condition: AVG_BE_54 3m HF_91200_02360_231030 HORIZONTAL : RBW:1000.000kHz VBW:0.010kHz SMT:Auto</p> <table border="1"> <thead> <tr> <th>Limit</th> <th>Read</th> <th>Ant</th> <th>Cable</th> <th>Preamp</th> <th>Aux</th> <th>APos</th> <th>TPos</th> <th>Remark</th> </tr> <tr> <th>Freq</th> <th>Level</th> <th>Line Margin</th> <th>Level Factor</th> <th>Loss Factor</th> <th>Factor</th> <th>Factor</th> <th>Factor</th> <th></th> </tr> <tr> <th>MHz</th> <th>dBuV/m</th> <th>dBuV/m</th> <th>dB</th> <th>dBuV</th> <th>dB/m</th> <th>dB</th> <th>dB</th> <th>cm</th> <th>deg</th> </tr> </thead> <tbody> <tr> <td>1</td> <td>2488.79</td> <td>39.39</td> <td>54.00</td> <td>-14.61</td> <td>29.43</td> <td>27.69</td> <td>8.87</td> <td>36.28</td> <td>9.68</td> <td>101</td> <td>22</td> <td>AVERAGE</td> </tr> </tbody> </table>	Limit	Read	Ant	Cable	Preamp	Aux	APos	TPos	Remark	Freq	Level	Line Margin	Level Factor	Loss Factor	Factor	Factor	Factor		MHz	dBuV/m	dBuV/m	dB	dBuV	dB/m	dB	dB	cm	deg	1	2488.79	39.39	54.00	-14.61	29.43	27.69	8.87	36.28	9.68	101	22	AVERAGE	 <p>Level (dBuV/m) vs Frequency (MHz) showing an average peak at 2462.00 MHz labeled AVG_54.</p> <p>Site : 03CH20-HY Condition: AVG_54 3m HF_91200_02360_231030 HORIZONTAL : RBW:1000.000kHz VBW:0.010kHz SMT:Auto</p> <table border="1"> <thead> <tr> <th>Limit</th> <th>Read</th> <th>Ant</th> <th>Cable</th> <th>Preamp</th> <th>Aux</th> <th>APos</th> <th>TPos</th> <th>Remark</th> </tr> <tr> <th>Freq</th> <th>Level</th> <th>Line Margin</th> <th>Level Factor</th> <th>Loss Factor</th> <th>Factor</th> <th>Factor</th> <th>Factor</th> <th></th> </tr> <tr> <th>MHz</th> <th>dBuV/m</th> <th>dBuV/m</th> <th>dB</th> <th>dBuV</th> <th>dB/m</th> <th>dB</th> <th>dB</th> <th>cm</th> <th>deg</th> </tr> </thead> <tbody> <tr> <td>1</td> <td>2462.00</td> <td>99.38</td> <td>-----</td> <td>-----</td> <td>89.65</td> <td>27.50</td> <td>8.82</td> <td>36.27</td> <td>9.68</td> <td>101</td> <td>22</td> <td>AVERAGE</td> </tr> </tbody> </table>	Limit	Read	Ant	Cable	Preamp	Aux	APos	TPos	Remark	Freq	Level	Line Margin	Level Factor	Loss Factor	Factor	Factor	Factor		MHz	dBuV/m	dBuV/m	dB	dBuV	dB/m	dB	dB	cm	deg	1	2462.00	99.38	-----	-----	89.65	27.50	8.82	36.27	9.68	101	22	AVERAGE
Limit	Read	Ant	Cable	Preamp	Aux	APos	TPos	Remark																																																																												
Freq	Level	Line Margin	Level Factor	Loss Factor	Factor	Factor	Factor																																																																													
MHz	dBuV/m	dBuV/m	dB	dBuV	dB/m	dB	dB	cm	deg																																																																											
1	2488.79	39.39	54.00	-14.61	29.43	27.69	8.87	36.28	9.68	101	22	AVERAGE																																																																								
Limit	Read	Ant	Cable	Preamp	Aux	APos	TPos	Remark																																																																												
Freq	Level	Line Margin	Level Factor	Loss Factor	Factor	Factor	Factor																																																																													
MHz	dBuV/m	dBuV/m	dB	dBuV	dB/m	dB	dB	cm	deg																																																																											
1	2462.00	99.38	-----	-----	89.65	27.50	8.82	36.27	9.68	101	22	AVERAGE																																																																								



Mode	3																																																																																	
	Band Edge																																																																																	
	2400-2483.5_802.11b_CH11_2462MHz																																																																																	
ANT	1																																																																																	
Pol.	Vertical	Fundamental																																																																																
Peak	 <p>Level (dBuV/m) vs Frequency (MHz) plot showing a peak at 2462 MHz. A red horizontal line indicates the limit at 74.00 dBuV/m. The peak is labeled 'PEAK_BE_74'.</p> <p>Site : 03CH20-HY Condition: PEAK_BE_74 3m HF_91200_02360_231030 VERTICAL : RBW:1000.000kHz VBW:3000.000kHz SMT:Auto</p> <table border="1"> <thead> <tr> <th>Limit</th> <th>Read</th> <th>Ant</th> <th>Cable</th> <th>Preamp</th> <th>Aux</th> <th>APos</th> <th>TPos</th> <th>Remark</th> </tr> <tr> <th>Freq</th> <th>Level</th> <th>Line Margin</th> <th>Level Factor</th> <th>Loss Factor</th> <th>Loss Factor</th> <th>Factor</th> <th></th> <th></th> </tr> <tr> <th>MHz</th> <th>dBuV/m</th> <th>dBuV/m</th> <th>dB</th> <th>dBuV</th> <th>dB/m</th> <th>dB</th> <th>dB</th> <th>cm</th> </tr> </thead> <tbody> <tr> <td>1</td> <td>2495.71</td> <td>50.05</td> <td>74.00</td> <td>-23.95</td> <td>40.06</td> <td>27.70</td> <td>8.89</td> <td>36.28</td> <td>9.68</td> <td>400</td> <td>247</td> <td>PEAK</td> </tr> </tbody> </table>	Limit	Read	Ant	Cable	Preamp	Aux	APos	TPos	Remark	Freq	Level	Line Margin	Level Factor	Loss Factor	Loss Factor	Factor			MHz	dBuV/m	dBuV/m	dB	dBuV	dB/m	dB	dB	cm	1	2495.71	50.05	74.00	-23.95	40.06	27.70	8.89	36.28	9.68	400	247	PEAK	 <p>Level (dBuV/m) vs Frequency (MHz) plot showing a peak at 2462 MHz. A red horizontal line indicates the limit at 74.00 dBuV/m. The peak is labeled 'PEAK_74'.</p> <p>Site : 03CH20-HY Condition: PEAK_74 3m HF_91200_02360_231030 VERTICAL : RBW:1000.000kHz VBW:3000.000kHz SMT:Auto</p> <table border="1"> <thead> <tr> <th>Limit</th> <th>Read</th> <th>Ant</th> <th>Cable</th> <th>Preamp</th> <th>Aux</th> <th>APos</th> <th>TPos</th> <th>Remark</th> </tr> <tr> <th>Freq</th> <th>Level</th> <th>Line Margin</th> <th>Level Factor</th> <th>Loss Factor</th> <th>Loss Factor</th> <th>Factor</th> <th></th> <th></th> </tr> <tr> <th>MHz</th> <th>dBuV/m</th> <th>dBuV/m</th> <th>dB</th> <th>dBuV</th> <th>dB/m</th> <th>dB</th> <th>dB</th> <th>cm</th> </tr> </thead> <tbody> <tr> <td>1</td> <td>2462.00</td> <td>96.85</td> <td>-----</td> <td>-----</td> <td>87.12</td> <td>27.50</td> <td>8.82</td> <td>36.27</td> <td>9.68</td> <td>400</td> <td>247</td> <td>PEAK</td> </tr> </tbody> </table>	Limit	Read	Ant	Cable	Preamp	Aux	APos	TPos	Remark	Freq	Level	Line Margin	Level Factor	Loss Factor	Loss Factor	Factor			MHz	dBuV/m	dBuV/m	dB	dBuV	dB/m	dB	dB	cm	1	2462.00	96.85	-----	-----	87.12	27.50	8.82	36.27	9.68	400	247	PEAK
Limit	Read	Ant	Cable	Preamp	Aux	APos	TPos	Remark																																																																										
Freq	Level	Line Margin	Level Factor	Loss Factor	Loss Factor	Factor																																																																												
MHz	dBuV/m	dBuV/m	dB	dBuV	dB/m	dB	dB	cm																																																																										
1	2495.71	50.05	74.00	-23.95	40.06	27.70	8.89	36.28	9.68	400	247	PEAK																																																																						
Limit	Read	Ant	Cable	Preamp	Aux	APos	TPos	Remark																																																																										
Freq	Level	Line Margin	Level Factor	Loss Factor	Loss Factor	Factor																																																																												
MHz	dBuV/m	dBuV/m	dB	dBuV	dB/m	dB	dB	cm																																																																										
1	2462.00	96.85	-----	-----	87.12	27.50	8.82	36.27	9.68	400	247	PEAK																																																																						
Avg	 <p>Level (dBuV/m) vs Frequency (MHz) plot showing an average level. A red horizontal line indicates the limit at 54.00 dBuV/m. The average level is labeled 'AVG_BE_54'.</p> <p>Site : 03CH20-HY Condition: AVG_BE_54 3m HF_91200_02360_231030 VERTICAL : RBW:1000.000kHz VBW:0.010kHz SMT:Auto</p> <table border="1"> <thead> <tr> <th>Limit</th> <th>Read</th> <th>Ant</th> <th>Cable</th> <th>Preamp</th> <th>Aux</th> <th>APos</th> <th>TPos</th> <th>Remark</th> </tr> <tr> <th>Freq</th> <th>Level</th> <th>Line Margin</th> <th>Level Factor</th> <th>Loss Factor</th> <th>Loss Factor</th> <th>Factor</th> <th></th> <th></th> </tr> <tr> <th>MHz</th> <th>dBuV/m</th> <th>dBuV/m</th> <th>dB</th> <th>dBuV</th> <th>dB/m</th> <th>dB</th> <th>dB</th> <th>cm</th> </tr> </thead> <tbody> <tr> <td>1</td> <td>2488.79</td> <td>38.81</td> <td>54.00</td> <td>-15.19</td> <td>28.85</td> <td>27.69</td> <td>8.87</td> <td>36.28</td> <td>9.68</td> <td>400</td> <td>247</td> <td>AVERAGE</td> </tr> </tbody> </table>	Limit	Read	Ant	Cable	Preamp	Aux	APos	TPos	Remark	Freq	Level	Line Margin	Level Factor	Loss Factor	Loss Factor	Factor			MHz	dBuV/m	dBuV/m	dB	dBuV	dB/m	dB	dB	cm	1	2488.79	38.81	54.00	-15.19	28.85	27.69	8.87	36.28	9.68	400	247	AVERAGE	 <p>Level (dBuV/m) vs Frequency (MHz) plot showing an average level. A red horizontal line indicates the limit at 54.00 dBuV/m. The average level is labeled 'AVG_54'.</p> <p>Site : 03CH20-HY Condition: AVG_54 3m HF_91200_02360_231030 VERTICAL : RBW:1000.000kHz VBW:0.010kHz SMT:Auto</p> <table border="1"> <thead> <tr> <th>Limit</th> <th>Read</th> <th>Ant</th> <th>Cable</th> <th>Preamp</th> <th>Aux</th> <th>APos</th> <th>TPos</th> <th>Remark</th> </tr> <tr> <th>Freq</th> <th>Level</th> <th>Line Margin</th> <th>Level Factor</th> <th>Loss Factor</th> <th>Loss Factor</th> <th>Factor</th> <th></th> <th></th> </tr> <tr> <th>MHz</th> <th>dBuV/m</th> <th>dBuV/m</th> <th>dB</th> <th>dBuV</th> <th>dB/m</th> <th>dB</th> <th>dB</th> <th>cm</th> </tr> </thead> <tbody> <tr> <td>1</td> <td>2462.00</td> <td>93.78</td> <td>-----</td> <td>-----</td> <td>84.04</td> <td>27.50</td> <td>8.83</td> <td>36.27</td> <td>9.68</td> <td>400</td> <td>247</td> <td>AVERAGE</td> </tr> </tbody> </table>	Limit	Read	Ant	Cable	Preamp	Aux	APos	TPos	Remark	Freq	Level	Line Margin	Level Factor	Loss Factor	Loss Factor	Factor			MHz	dBuV/m	dBuV/m	dB	dBuV	dB/m	dB	dB	cm	1	2462.00	93.78	-----	-----	84.04	27.50	8.83	36.27	9.68	400	247	AVERAGE
Limit	Read	Ant	Cable	Preamp	Aux	APos	TPos	Remark																																																																										
Freq	Level	Line Margin	Level Factor	Loss Factor	Loss Factor	Factor																																																																												
MHz	dBuV/m	dBuV/m	dB	dBuV	dB/m	dB	dB	cm																																																																										
1	2488.79	38.81	54.00	-15.19	28.85	27.69	8.87	36.28	9.68	400	247	AVERAGE																																																																						
Limit	Read	Ant	Cable	Preamp	Aux	APos	TPos	Remark																																																																										
Freq	Level	Line Margin	Level Factor	Loss Factor	Loss Factor	Factor																																																																												
MHz	dBuV/m	dBuV/m	dB	dBuV	dB/m	dB	dB	cm																																																																										
1	2462.00	93.78	-----	-----	84.04	27.50	8.83	36.27	9.68	400	247	AVERAGE																																																																						

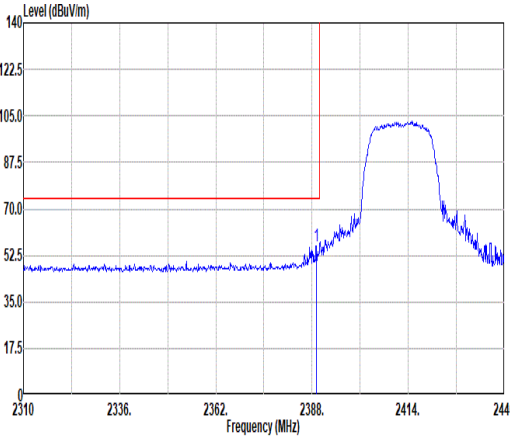
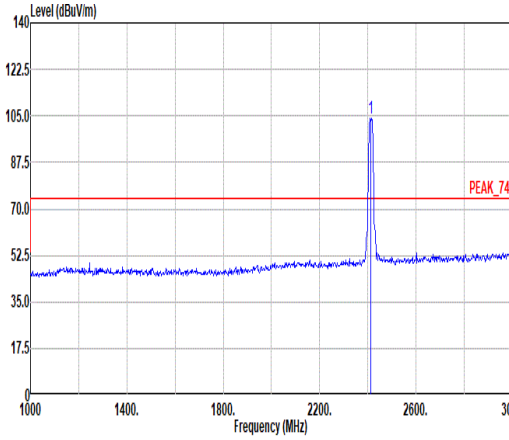
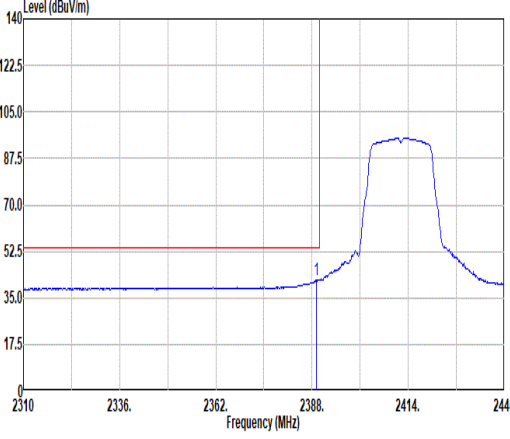
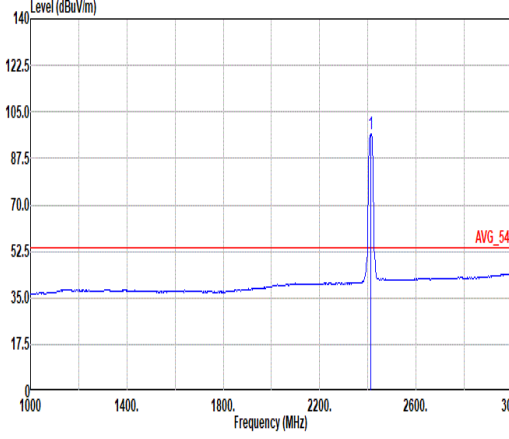


Mode	3																																																																																																																																													
	Harmonic																																																																																																																																													
	2400-2483.5_802.11b_CH11_2462MHz																																																																																																																																													
ANT	1																																																																																																																																													
Pol.	Horizontal	Vertical																																																																																																																																												
Peak Avg	<p>Site : 03CH20-HY Condition: PEAK_74 3m HF_91280_02360_241101 HORIZONTAL</p> <table border="1"> <thead> <tr> <th></th> <th>Limit</th> <th>Read</th> <th>Ant</th> <th>Cable</th> <th>Preamp</th> <th>Aux</th> <th>APos</th> <th>TPos</th> <th>Remark</th> </tr> <tr> <th>Freq</th> <th>Level</th> <th>Line Margin</th> <th>Level Factor</th> <th>Loss Factor</th> <th>Factor</th> <th>Factor</th> <th></th> <th></th> <th></th> </tr> <tr> <th></th> <th>MHz</th> <th>dBuV/m</th> <th>dBuV/m</th> <th>dB</th> <th>dBuV</th> <th>dB/m</th> <th>dB</th> <th>dB</th> <th>cm</th> <th>deg</th> </tr> </thead> <tbody> <tr> <td>1</td> <td>4924.00</td> <td>53.25</td> <td>74.00</td> <td>-20.75</td> <td>44.69</td> <td>32.94</td> <td>12.64</td> <td>37.60</td> <td>0.58</td> <td>100</td> <td>345</td> <td>PEAK</td> </tr> <tr> <td>2</td> <td>4924.00</td> <td>49.68</td> <td>54.00</td> <td>-4.32</td> <td>41.12</td> <td>32.94</td> <td>12.64</td> <td>37.60</td> <td>0.58</td> <td>100</td> <td>345</td> <td>Average</td> </tr> <tr> <td>3</td> <td>7386.00</td> <td>47.04</td> <td>74.00</td> <td>-26.96</td> <td>33.48</td> <td>36.38</td> <td>15.52</td> <td>38.67</td> <td>0.33</td> <td>--</td> <td>--</td> <td>PEAK</td> </tr> </tbody> </table>		Limit	Read	Ant	Cable	Preamp	Aux	APos	TPos	Remark	Freq	Level	Line Margin	Level Factor	Loss Factor	Factor	Factor					MHz	dBuV/m	dBuV/m	dB	dBuV	dB/m	dB	dB	cm	deg	1	4924.00	53.25	74.00	-20.75	44.69	32.94	12.64	37.60	0.58	100	345	PEAK	2	4924.00	49.68	54.00	-4.32	41.12	32.94	12.64	37.60	0.58	100	345	Average	3	7386.00	47.04	74.00	-26.96	33.48	36.38	15.52	38.67	0.33	--	--	PEAK	<p>Site : 03CH20-HY Condition: PEAK_74 3m HF_91280_02360_241101 VERTICAL</p> <table border="1"> <thead> <tr> <th></th> <th>Limit</th> <th>Read</th> <th>Ant</th> <th>Cable</th> <th>Preamp</th> <th>Aux</th> <th>APos</th> <th>TPos</th> <th>Remark</th> </tr> <tr> <th>Freq</th> <th>Level</th> <th>Line Margin</th> <th>Level Factor</th> <th>Loss Factor</th> <th>Factor</th> <th>Factor</th> <th></th> <th></th> <th></th> </tr> <tr> <th></th> <th>MHz</th> <th>dBuV/m</th> <th>dBuV/m</th> <th>dB</th> <th>dBuV</th> <th>dB/m</th> <th>dB</th> <th>dB</th> <th>cm</th> <th>deg</th> </tr> </thead> <tbody> <tr> <td>1</td> <td>4924.00</td> <td>50.28</td> <td>74.00</td> <td>-23.72</td> <td>41.72</td> <td>32.94</td> <td>12.64</td> <td>37.60</td> <td>0.58</td> <td>304</td> <td>257</td> <td>PEAK</td> </tr> <tr> <td>2</td> <td>4924.00</td> <td>45.17</td> <td>54.00</td> <td>-8.83</td> <td>36.61</td> <td>32.94</td> <td>12.64</td> <td>37.60</td> <td>0.58</td> <td>304</td> <td>257</td> <td>Average</td> </tr> <tr> <td>3</td> <td>7386.00</td> <td>47.87</td> <td>74.00</td> <td>-26.13</td> <td>34.31</td> <td>36.38</td> <td>15.52</td> <td>38.67</td> <td>0.33</td> <td>--</td> <td>--</td> <td>PEAK</td> </tr> </tbody> </table>		Limit	Read	Ant	Cable	Preamp	Aux	APos	TPos	Remark	Freq	Level	Line Margin	Level Factor	Loss Factor	Factor	Factor					MHz	dBuV/m	dBuV/m	dB	dBuV	dB/m	dB	dB	cm	deg	1	4924.00	50.28	74.00	-23.72	41.72	32.94	12.64	37.60	0.58	304	257	PEAK	2	4924.00	45.17	54.00	-8.83	36.61	32.94	12.64	37.60	0.58	304	257	Average	3	7386.00	47.87	74.00	-26.13	34.31	36.38	15.52	38.67	0.33	--	--	PEAK
	Limit	Read	Ant	Cable	Preamp	Aux	APos	TPos	Remark																																																																																																																																					
Freq	Level	Line Margin	Level Factor	Loss Factor	Factor	Factor																																																																																																																																								
	MHz	dBuV/m	dBuV/m	dB	dBuV	dB/m	dB	dB	cm	deg																																																																																																																																				
1	4924.00	53.25	74.00	-20.75	44.69	32.94	12.64	37.60	0.58	100	345	PEAK																																																																																																																																		
2	4924.00	49.68	54.00	-4.32	41.12	32.94	12.64	37.60	0.58	100	345	Average																																																																																																																																		
3	7386.00	47.04	74.00	-26.96	33.48	36.38	15.52	38.67	0.33	--	--	PEAK																																																																																																																																		
	Limit	Read	Ant	Cable	Preamp	Aux	APos	TPos	Remark																																																																																																																																					
Freq	Level	Line Margin	Level Factor	Loss Factor	Factor	Factor																																																																																																																																								
	MHz	dBuV/m	dBuV/m	dB	dBuV	dB/m	dB	dB	cm	deg																																																																																																																																				
1	4924.00	50.28	74.00	-23.72	41.72	32.94	12.64	37.60	0.58	304	257	PEAK																																																																																																																																		
2	4924.00	45.17	54.00	-8.83	36.61	32.94	12.64	37.60	0.58	304	257	Average																																																																																																																																		
3	7386.00	47.87	74.00	-26.13	34.31	36.38	15.52	38.67	0.33	--	--	PEAK																																																																																																																																		



Mode	3	
	Harmonic	
	2400-2483.5_802.11b_CH11_2462MHz	
ANT	1	
Pol.	Horizontal	Vertical
14.47G ~14.5G Avg	<p>Site : 03CH20-HY Condition: AVG_54 3m HF_91200_02360_231030 HORIZONTAL</p>	<p>Site : 03CH20-HY Condition: AVG_54 3m HF_91200_02360_231030 VERTICAL</p>
	17.7G ~18G Avg	<p>Site : 03CH20-HY Condition: AVG_54 3m HF_91200_02360_231030 HORIZONTAL</p>



Mode	4																																																																																											
	Band Edge																																																																																											
	2400-2483.5_802.11g_CH01_2412MHz																																																																																											
ANT	1																																																																																											
Pol.	Horizontal	Fundamental																																																																																										
Peak	 <p>Site : 03CH20-HY Condition: PEAK_BE_74 3m HF_91200_02360_231030 HORIZONTAL : RBW:1000.000kHz VBW:3000.000kHz SMT:Auto</p> <table border="1"> <thead> <tr> <th>Limit</th> <th>Read</th> <th>Ant</th> <th>Cable</th> <th>Preamp</th> <th>Aux</th> <th>APos</th> <th>TPos</th> <th>Remark</th> </tr> <tr> <th>Freq</th> <th>Level</th> <th>Line Margin</th> <th>Level</th> <th>Factor</th> <th>Loss Factor</th> <th>Factor</th> <th></th> <th></th> </tr> <tr> <th>MHz</th> <th>dBuV/m</th> <th>dBuV/m</th> <th>dB</th> <th>dBuV</th> <th>dB/m</th> <th>dB</th> <th>dB</th> <th>cm</th> </tr> </thead> <tbody> <tr> <td>1 2389.17</td> <td>56.16</td> <td>74.00</td> <td>-17.84</td> <td>46.72</td> <td>27.31</td> <td>8.69</td> <td>36.24</td> <td>9.68</td> </tr> <tr> <td></td> <td></td> <td></td> <td></td> <td></td> <td></td> <td></td> <td></td> <td>107 22 PEAK</td> </tr> </tbody> </table>	Limit	Read	Ant	Cable	Preamp	Aux	APos	TPos	Remark	Freq	Level	Line Margin	Level	Factor	Loss Factor	Factor			MHz	dBuV/m	dBuV/m	dB	dBuV	dB/m	dB	dB	cm	1 2389.17	56.16	74.00	-17.84	46.72	27.31	8.69	36.24	9.68									107 22 PEAK	 <p>Site : 03CH20-HY Condition: PEAK_74 3m HF_91200_02360_231030 HORIZONTAL : RBW:1000.000kHz VBW:3000.000kHz SMT:Auto</p> <table border="1"> <thead> <tr> <th>Limit</th> <th>Read</th> <th>Ant</th> <th>Cable</th> <th>Preamp</th> <th>Aux</th> <th>APos</th> <th>TPos</th> <th>Remark</th> </tr> <tr> <th>Freq</th> <th>Level</th> <th>Line Margin</th> <th>Level</th> <th>Factor</th> <th>Loss Factor</th> <th>Factor</th> <th></th> <th></th> </tr> <tr> <th>MHz</th> <th>dBuV/m</th> <th>dBuV/m</th> <th>dB</th> <th>dBuV</th> <th>dB/m</th> <th>dB</th> <th>dB</th> <th>cm</th> </tr> </thead> <tbody> <tr> <td>1 2412.00</td> <td>103.91</td> <td>-----</td> <td>-----</td> <td>94.24</td> <td>27.50</td> <td>8.74</td> <td>36.25</td> <td>9.68</td> </tr> <tr> <td></td> <td></td> <td></td> <td></td> <td></td> <td></td> <td></td> <td></td> <td>107 22 PEAK</td> </tr> </tbody> </table>	Limit	Read	Ant	Cable	Preamp	Aux	APos	TPos	Remark	Freq	Level	Line Margin	Level	Factor	Loss Factor	Factor			MHz	dBuV/m	dBuV/m	dB	dBuV	dB/m	dB	dB	cm	1 2412.00	103.91	-----	-----	94.24	27.50	8.74	36.25	9.68									107 22 PEAK
Limit	Read	Ant	Cable	Preamp	Aux	APos	TPos	Remark																																																																																				
Freq	Level	Line Margin	Level	Factor	Loss Factor	Factor																																																																																						
MHz	dBuV/m	dBuV/m	dB	dBuV	dB/m	dB	dB	cm																																																																																				
1 2389.17	56.16	74.00	-17.84	46.72	27.31	8.69	36.24	9.68																																																																																				
								107 22 PEAK																																																																																				
Limit	Read	Ant	Cable	Preamp	Aux	APos	TPos	Remark																																																																																				
Freq	Level	Line Margin	Level	Factor	Loss Factor	Factor																																																																																						
MHz	dBuV/m	dBuV/m	dB	dBuV	dB/m	dB	dB	cm																																																																																				
1 2412.00	103.91	-----	-----	94.24	27.50	8.74	36.25	9.68																																																																																				
								107 22 PEAK																																																																																				
Avg	 <p>Site : 03CH20-HY Condition: AVG_BE_54 3m HF_91200_02360_231030 HORIZONTAL : RBW:1000.000kHz VBW:0.750kHz SMT:Auto</p> <table border="1"> <thead> <tr> <th>Limit</th> <th>Read</th> <th>Ant</th> <th>Cable</th> <th>Preamp</th> <th>Aux</th> <th>APos</th> <th>TPos</th> <th>Remark</th> </tr> <tr> <th>Freq</th> <th>Level</th> <th>Line Margin</th> <th>Level</th> <th>Factor</th> <th>Loss Factor</th> <th>Factor</th> <th></th> <th></th> </tr> <tr> <th>MHz</th> <th>dBuV/m</th> <th>dBuV/m</th> <th>dB</th> <th>dBuV</th> <th>dB/m</th> <th>dB</th> <th>dB</th> <th>cm</th> </tr> </thead> <tbody> <tr> <td>1 2389.17</td> <td>41.79</td> <td>54.00</td> <td>-12.21</td> <td>32.35</td> <td>27.31</td> <td>8.69</td> <td>36.24</td> <td>9.68</td> </tr> <tr> <td></td> <td></td> <td></td> <td></td> <td></td> <td></td> <td></td> <td></td> <td>107 22 AVERAGE</td> </tr> </tbody> </table>	Limit	Read	Ant	Cable	Preamp	Aux	APos	TPos	Remark	Freq	Level	Line Margin	Level	Factor	Loss Factor	Factor			MHz	dBuV/m	dBuV/m	dB	dBuV	dB/m	dB	dB	cm	1 2389.17	41.79	54.00	-12.21	32.35	27.31	8.69	36.24	9.68									107 22 AVERAGE	 <p>Site : 03CH20-HY Condition: AVG_54 3m HF_91200_02360_231030 HORIZONTAL : RBW:1000.000kHz VBW:0.750kHz SMT:Auto</p> <table border="1"> <thead> <tr> <th>Limit</th> <th>Read</th> <th>Ant</th> <th>Cable</th> <th>Preamp</th> <th>Aux</th> <th>APos</th> <th>TPos</th> <th>Remark</th> </tr> <tr> <th>Freq</th> <th>Level</th> <th>Line Margin</th> <th>Level</th> <th>Factor</th> <th>Loss Factor</th> <th>Factor</th> <th></th> <th></th> </tr> <tr> <th>MHz</th> <th>dBuV/m</th> <th>dBuV/m</th> <th>dB</th> <th>dBuV</th> <th>dB/m</th> <th>dB</th> <th>dB</th> <th>cm</th> </tr> </thead> <tbody> <tr> <td>1 2412.00</td> <td>96.58</td> <td>-----</td> <td>-----</td> <td>86.91</td> <td>27.50</td> <td>8.74</td> <td>36.25</td> <td>9.68</td> </tr> <tr> <td></td> <td></td> <td></td> <td></td> <td></td> <td></td> <td></td> <td></td> <td>107 22 AVERAGE</td> </tr> </tbody> </table>	Limit	Read	Ant	Cable	Preamp	Aux	APos	TPos	Remark	Freq	Level	Line Margin	Level	Factor	Loss Factor	Factor			MHz	dBuV/m	dBuV/m	dB	dBuV	dB/m	dB	dB	cm	1 2412.00	96.58	-----	-----	86.91	27.50	8.74	36.25	9.68									107 22 AVERAGE
Limit	Read	Ant	Cable	Preamp	Aux	APos	TPos	Remark																																																																																				
Freq	Level	Line Margin	Level	Factor	Loss Factor	Factor																																																																																						
MHz	dBuV/m	dBuV/m	dB	dBuV	dB/m	dB	dB	cm																																																																																				
1 2389.17	41.79	54.00	-12.21	32.35	27.31	8.69	36.24	9.68																																																																																				
								107 22 AVERAGE																																																																																				
Limit	Read	Ant	Cable	Preamp	Aux	APos	TPos	Remark																																																																																				
Freq	Level	Line Margin	Level	Factor	Loss Factor	Factor																																																																																						
MHz	dBuV/m	dBuV/m	dB	dBuV	dB/m	dB	dB	cm																																																																																				
1 2412.00	96.58	-----	-----	86.91	27.50	8.74	36.25	9.68																																																																																				
								107 22 AVERAGE																																																																																				



Mode	4																																																																																			
	Band Edge																																																																																			
	2400-2483.5_802.11g_CH01_2412MHz																																																																																			
ANT	1																																																																																			
Pol.	Vertical	Fundamental																																																																																		
Peak	<p>Site : 03CH20-HY Condition: PEAK_BE_74 3m HF_91200_02360_231030 VERTICAL : RBW:1000.000kHz VBW:3000.000kHz SWT:Auto</p> <table border="1"> <thead> <tr> <th>Limit</th> <th>Read</th> <th>Ant</th> <th>Cable</th> <th>Preamp</th> <th>Aux</th> <th>APos</th> <th>TPos</th> <th>Remark</th> </tr> <tr> <th>Freq</th> <th>Level</th> <th>Line Margin</th> <th>Level</th> <th>Factor</th> <th>Loss Factor</th> <th>Factor</th> <th></th> <th></th> </tr> <tr> <th>MHz</th> <th>dBuV/m</th> <th>dBuV/m</th> <th>dB</th> <th>dBuV</th> <th>dB/m</th> <th>dB</th> <th>dB</th> <th>cm</th> <th>deg</th> </tr> </thead> <tbody> <tr> <td>1</td> <td>2378.25</td> <td>49.93</td> <td>74.00</td> <td>-24.07</td> <td>40.44</td> <td>27.38</td> <td>8.67</td> <td>36.24</td> <td>9.68</td> <td>400</td> <td>320</td> <td>PEAK</td> </tr> </tbody> </table>	Limit	Read	Ant	Cable	Preamp	Aux	APos	TPos	Remark	Freq	Level	Line Margin	Level	Factor	Loss Factor	Factor			MHz	dBuV/m	dBuV/m	dB	dBuV	dB/m	dB	dB	cm	deg	1	2378.25	49.93	74.00	-24.07	40.44	27.38	8.67	36.24	9.68	400	320	PEAK	<p>Site : 03CH20-HY Condition: PEAK_74 3m HF_91200_02360_231030 VERTICAL : RBW:1000.000kHz VBW:3000.000kHz SWT:Auto</p> <table border="1"> <thead> <tr> <th>Limit</th> <th>Read</th> <th>Ant</th> <th>Cable</th> <th>Preamp</th> <th>Aux</th> <th>APos</th> <th>TPos</th> <th>Remark</th> </tr> <tr> <th>Freq</th> <th>Level</th> <th>Line Margin</th> <th>Level</th> <th>Factor</th> <th>Loss Factor</th> <th>Factor</th> <th></th> <th></th> </tr> <tr> <th>MHz</th> <th>dBuV/m</th> <th>dBuV/m</th> <th>dB</th> <th>dBuV</th> <th>dB/m</th> <th>dB</th> <th>dB</th> <th>cm</th> <th>deg</th> </tr> </thead> <tbody> <tr> <td>1</td> <td>2412.00</td> <td>97.33</td> <td>-----</td> <td>-----</td> <td>87.66</td> <td>27.50</td> <td>8.74</td> <td>36.25</td> <td>9.68</td> <td>400</td> <td>320</td> <td>PEAK</td> </tr> </tbody> </table>	Limit	Read	Ant	Cable	Preamp	Aux	APos	TPos	Remark	Freq	Level	Line Margin	Level	Factor	Loss Factor	Factor			MHz	dBuV/m	dBuV/m	dB	dBuV	dB/m	dB	dB	cm	deg	1	2412.00	97.33	-----	-----	87.66	27.50	8.74	36.25	9.68	400	320	PEAK
	Limit	Read	Ant	Cable	Preamp	Aux	APos	TPos	Remark																																																																											
Freq	Level	Line Margin	Level	Factor	Loss Factor	Factor																																																																														
MHz	dBuV/m	dBuV/m	dB	dBuV	dB/m	dB	dB	cm	deg																																																																											
1	2378.25	49.93	74.00	-24.07	40.44	27.38	8.67	36.24	9.68	400	320	PEAK																																																																								
Limit	Read	Ant	Cable	Preamp	Aux	APos	TPos	Remark																																																																												
Freq	Level	Line Margin	Level	Factor	Loss Factor	Factor																																																																														
MHz	dBuV/m	dBuV/m	dB	dBuV	dB/m	dB	dB	cm	deg																																																																											
1	2412.00	97.33	-----	-----	87.66	27.50	8.74	36.25	9.68	400	320	PEAK																																																																								
Avg	<p>Site : 03CH20-HY Condition: AVG_BE_54 3m HF_91200_02360_231030 VERTICAL : RBW:1000.000kHz VBW:0.750kHz SWT:Auto</p> <table border="1"> <thead> <tr> <th>Limit</th> <th>Read</th> <th>Ant</th> <th>Cable</th> <th>Preamp</th> <th>Aux</th> <th>APos</th> <th>TPos</th> <th>Remark</th> </tr> <tr> <th>Freq</th> <th>Level</th> <th>Line Margin</th> <th>Level</th> <th>Factor</th> <th>Loss Factor</th> <th>Factor</th> <th></th> <th></th> </tr> <tr> <th>MHz</th> <th>dBuV/m</th> <th>dBuV/m</th> <th>dB</th> <th>dBuV</th> <th>dB/m</th> <th>dB</th> <th>dB</th> <th>cm</th> <th>deg</th> </tr> </thead> <tbody> <tr> <td>1</td> <td>2388.78</td> <td>39.49</td> <td>54.00</td> <td>-14.51</td> <td>30.05</td> <td>27.31</td> <td>8.69</td> <td>36.24</td> <td>9.68</td> <td>400</td> <td>320</td> <td>AVERAGE</td> </tr> </tbody> </table>	Limit	Read	Ant	Cable	Preamp	Aux	APos	TPos	Remark	Freq	Level	Line Margin	Level	Factor	Loss Factor	Factor			MHz	dBuV/m	dBuV/m	dB	dBuV	dB/m	dB	dB	cm	deg	1	2388.78	39.49	54.00	-14.51	30.05	27.31	8.69	36.24	9.68	400	320	AVERAGE	<p>Site : 03CH20-HY Condition: AVG_54 3m HF_91200_02360_231030 VERTICAL : RBW:1000.000kHz VBW:0.750kHz SWT:Auto</p> <table border="1"> <thead> <tr> <th>Limit</th> <th>Read</th> <th>Ant</th> <th>Cable</th> <th>Preamp</th> <th>Aux</th> <th>APos</th> <th>TPos</th> <th>Remark</th> </tr> <tr> <th>Freq</th> <th>Level</th> <th>Line Margin</th> <th>Level</th> <th>Factor</th> <th>Loss Factor</th> <th>Factor</th> <th></th> <th></th> </tr> <tr> <th>MHz</th> <th>dBuV/m</th> <th>dBuV/m</th> <th>dB</th> <th>dBuV</th> <th>dB/m</th> <th>dB</th> <th>dB</th> <th>cm</th> <th>deg</th> </tr> </thead> <tbody> <tr> <td>1</td> <td>2412.00</td> <td>89.74</td> <td>-----</td> <td>-----</td> <td>80.07</td> <td>27.50</td> <td>8.74</td> <td>36.25</td> <td>9.68</td> <td>400</td> <td>320</td> <td>AVERAGE</td> </tr> </tbody> </table>	Limit	Read	Ant	Cable	Preamp	Aux	APos	TPos	Remark	Freq	Level	Line Margin	Level	Factor	Loss Factor	Factor			MHz	dBuV/m	dBuV/m	dB	dBuV	dB/m	dB	dB	cm	deg	1	2412.00	89.74	-----	-----	80.07	27.50	8.74	36.25	9.68	400	320	AVERAGE
Limit	Read	Ant	Cable	Preamp	Aux	APos	TPos	Remark																																																																												
Freq	Level	Line Margin	Level	Factor	Loss Factor	Factor																																																																														
MHz	dBuV/m	dBuV/m	dB	dBuV	dB/m	dB	dB	cm	deg																																																																											
1	2388.78	39.49	54.00	-14.51	30.05	27.31	8.69	36.24	9.68	400	320	AVERAGE																																																																								
Limit	Read	Ant	Cable	Preamp	Aux	APos	TPos	Remark																																																																												
Freq	Level	Line Margin	Level	Factor	Loss Factor	Factor																																																																														
MHz	dBuV/m	dBuV/m	dB	dBuV	dB/m	dB	dB	cm	deg																																																																											
1	2412.00	89.74	-----	-----	80.07	27.50	8.74	36.25	9.68	400	320	AVERAGE																																																																								



Mode	4																																																																											
	Harmonic																																																																											
	2400-2483.5_802.11g_CH01_2412MHz																																																																											
ANT	1																																																																											
Pol.	Horizontal	Vertical																																																																										
Peak Avg	<p>Site : 03CH20-HY Condition: PEAK_74 3m HF_91200_02360_231030 HORIZONTAL</p> <table border="1"> <thead> <tr> <th>Limit</th> <th>Read</th> <th>Ant</th> <th>Cable</th> <th>Preamp</th> <th>Aux</th> <th>APos</th> <th>TPos</th> <th>Remark</th> </tr> <tr> <th>Freq</th> <th>Level</th> <th>Line</th> <th>Margin</th> <th>Level</th> <th>Factor</th> <th>Loss</th> <th>Factor</th> <th>Factor</th> </tr> <tr> <th>MHz</th> <th>dBuV/m</th> <th>dBuV/m</th> <th>dB</th> <th>dBuV</th> <th>dB/m</th> <th>dB</th> <th>dB</th> <th>dB</th> </tr> </thead> <tbody> <tr> <td>1 4824.00</td> <td>45.76</td> <td>74.00</td> <td>-28.24</td> <td>37.84</td> <td>32.19</td> <td>12.46</td> <td>37.52</td> <td>0.79</td> <td>-- -- PEAK</td> </tr> </tbody> </table>	Limit	Read	Ant	Cable	Preamp	Aux	APos	TPos	Remark	Freq	Level	Line	Margin	Level	Factor	Loss	Factor	Factor	MHz	dBuV/m	dBuV/m	dB	dBuV	dB/m	dB	dB	dB	1 4824.00	45.76	74.00	-28.24	37.84	32.19	12.46	37.52	0.79	-- -- PEAK	<p>Site : 03CH20-HY Condition: PEAK_74 3m HF_91200_02360_231030 VERTICAL</p> <table border="1"> <thead> <tr> <th>Limit</th> <th>Read</th> <th>Ant</th> <th>Cable</th> <th>Preamp</th> <th>Aux</th> <th>APos</th> <th>TPos</th> <th>Remark</th> </tr> <tr> <th>Freq</th> <th>Level</th> <th>Line</th> <th>Margin</th> <th>Level</th> <th>Factor</th> <th>Loss</th> <th>Factor</th> <th>Factor</th> </tr> <tr> <th>MHz</th> <th>dBuV/m</th> <th>dBuV/m</th> <th>dB</th> <th>dBuV</th> <th>dB/m</th> <th>dB</th> <th>dB</th> <th>dB</th> </tr> </thead> <tbody> <tr> <td>1 4824.00</td> <td>45.54</td> <td>74.00</td> <td>-28.46</td> <td>37.62</td> <td>32.19</td> <td>12.46</td> <td>37.52</td> <td>0.79</td> <td>-- -- PEAK</td> </tr> </tbody> </table>	Limit	Read	Ant	Cable	Preamp	Aux	APos	TPos	Remark	Freq	Level	Line	Margin	Level	Factor	Loss	Factor	Factor	MHz	dBuV/m	dBuV/m	dB	dBuV	dB/m	dB	dB	dB	1 4824.00	45.54	74.00	-28.46	37.62	32.19	12.46	37.52	0.79	-- -- PEAK
Limit	Read	Ant	Cable	Preamp	Aux	APos	TPos	Remark																																																																				
Freq	Level	Line	Margin	Level	Factor	Loss	Factor	Factor																																																																				
MHz	dBuV/m	dBuV/m	dB	dBuV	dB/m	dB	dB	dB																																																																				
1 4824.00	45.76	74.00	-28.24	37.84	32.19	12.46	37.52	0.79	-- -- PEAK																																																																			
Limit	Read	Ant	Cable	Preamp	Aux	APos	TPos	Remark																																																																				
Freq	Level	Line	Margin	Level	Factor	Loss	Factor	Factor																																																																				
MHz	dBuV/m	dBuV/m	dB	dBuV	dB/m	dB	dB	dB																																																																				
1 4824.00	45.54	74.00	-28.46	37.62	32.19	12.46	37.52	0.79	-- -- PEAK																																																																			



Mode	4	
	Harmonic	
	2400-2483.5_802.11g_CH01_2412MHz	
ANT	1	
Pol.	Horizontal	Vertical
14.47G ~14.5G Avg	<p>Site : 03CH20-HY Condition: AVG_54 3m HF_91200_02360_231030 HORIZONTAL</p>	<p>Site : 03CH20-HY Condition: AVG_54 3m HF_91200_02360_231030 VERTICAL</p>
	17.7G ~18G Avg	<p>Site : 03CH20-HY Condition: AVG_54 3m HF_91200_02360_231030 HORIZONTAL</p>



Mode	5																																																																																			
	Band Edge - L																																																																																			
	2400-2483.5_802.11g_CH06_2437MHz																																																																																			
ANT	1																																																																																			
Pol.	Horizontal	Fundamental																																																																																		
Peak	<p>Site : 03CH20-HY Condition: PEAK_BE_74 3m HF_91200_02360_231030 HORIZONTAL : RBW:1000.000kHz VBW:3000.000kHz SWT:Auto</p> <table border="1"> <thead> <tr> <th>Limit</th> <th>Read</th> <th>Ant</th> <th>Cable</th> <th>Preamp</th> <th>Aux</th> <th>APos</th> <th>TPos</th> <th>Remark</th> </tr> <tr> <th>Freq</th> <th>Level</th> <th>Line Margin</th> <th>Level Factor</th> <th>Loss Factor</th> <th>Loss Factor</th> <th>Factor</th> <th>Factor</th> <th></th> </tr> <tr> <th>MHz</th> <th>dBuV/m</th> <th>dBuV/m</th> <th>dB</th> <th>dBuV</th> <th>dB/m</th> <th>dB</th> <th>dB</th> <th>cm</th> <th>deg</th> </tr> </thead> <tbody> <tr> <td>1</td> <td>2387.72</td> <td>51.01</td> <td>74.00</td> <td>-22.99</td> <td>41.56</td> <td>27.32</td> <td>8.69</td> <td>36.24</td> <td>9.68</td> <td>200</td> <td>14</td> <td>PEAK</td> </tr> </tbody> </table>	Limit	Read	Ant	Cable	Preamp	Aux	APos	TPos	Remark	Freq	Level	Line Margin	Level Factor	Loss Factor	Loss Factor	Factor	Factor		MHz	dBuV/m	dBuV/m	dB	dBuV	dB/m	dB	dB	cm	deg	1	2387.72	51.01	74.00	-22.99	41.56	27.32	8.69	36.24	9.68	200	14	PEAK	<p>Site : 03CH20-HY Condition: PEAK_74 3m HF_91200_02360_231030 HORIZONTAL : RBW:1000.000kHz VBW:3000.000kHz SWT:Auto</p> <table border="1"> <thead> <tr> <th>Limit</th> <th>Read</th> <th>Ant</th> <th>Cable</th> <th>Preamp</th> <th>Aux</th> <th>APos</th> <th>TPos</th> <th>Remark</th> </tr> <tr> <th>Freq</th> <th>Level</th> <th>Line Margin</th> <th>Level Factor</th> <th>Loss Factor</th> <th>Loss Factor</th> <th>Factor</th> <th>Factor</th> <th></th> </tr> <tr> <th>MHz</th> <th>dBuV/m</th> <th>dBuV/m</th> <th>dB</th> <th>dBuV</th> <th>dB/m</th> <th>dB</th> <th>dB</th> <th>cm</th> <th>deg</th> </tr> </thead> <tbody> <tr> <td>1</td> <td>2437.00</td> <td>104.67</td> <td>-----</td> <td>-----</td> <td>94.97</td> <td>27.50</td> <td>8.78</td> <td>36.26</td> <td>9.68</td> <td>200</td> <td>14</td> <td>PEAK</td> </tr> </tbody> </table>	Limit	Read	Ant	Cable	Preamp	Aux	APos	TPos	Remark	Freq	Level	Line Margin	Level Factor	Loss Factor	Loss Factor	Factor	Factor		MHz	dBuV/m	dBuV/m	dB	dBuV	dB/m	dB	dB	cm	deg	1	2437.00	104.67	-----	-----	94.97	27.50	8.78	36.26	9.68	200	14	PEAK
	Limit	Read	Ant	Cable	Preamp	Aux	APos	TPos	Remark																																																																											
Freq	Level	Line Margin	Level Factor	Loss Factor	Loss Factor	Factor	Factor																																																																													
MHz	dBuV/m	dBuV/m	dB	dBuV	dB/m	dB	dB	cm	deg																																																																											
1	2387.72	51.01	74.00	-22.99	41.56	27.32	8.69	36.24	9.68	200	14	PEAK																																																																								
Limit	Read	Ant	Cable	Preamp	Aux	APos	TPos	Remark																																																																												
Freq	Level	Line Margin	Level Factor	Loss Factor	Loss Factor	Factor	Factor																																																																													
MHz	dBuV/m	dBuV/m	dB	dBuV	dB/m	dB	dB	cm	deg																																																																											
1	2437.00	104.67	-----	-----	94.97	27.50	8.78	36.26	9.68	200	14	PEAK																																																																								
Avg	<p>Site : 03CH20-HY Condition: AVG_BE_54 3m HF_91200_02360_231030 HORIZONTAL : RBW:1000.000kHz VBW:0.750kHz SWT:Auto</p> <table border="1"> <thead> <tr> <th>Limit</th> <th>Read</th> <th>Ant</th> <th>Cable</th> <th>Preamp</th> <th>Aux</th> <th>APos</th> <th>TPos</th> <th>Remark</th> </tr> <tr> <th>Freq</th> <th>Level</th> <th>Line Margin</th> <th>Level Factor</th> <th>Loss Factor</th> <th>Loss Factor</th> <th>Factor</th> <th>Factor</th> <th></th> </tr> <tr> <th>MHz</th> <th>dBuV/m</th> <th>dBuV/m</th> <th>dB</th> <th>dBuV</th> <th>dB/m</th> <th>dB</th> <th>dB</th> <th>cm</th> <th>deg</th> </tr> </thead> <tbody> <tr> <td>1</td> <td>2387.60</td> <td>40.65</td> <td>54.00</td> <td>-13.35</td> <td>31.20</td> <td>27.32</td> <td>8.69</td> <td>36.24</td> <td>9.68</td> <td>200</td> <td>14</td> <td>AVERAGE</td> </tr> </tbody> </table>	Limit	Read	Ant	Cable	Preamp	Aux	APos	TPos	Remark	Freq	Level	Line Margin	Level Factor	Loss Factor	Loss Factor	Factor	Factor		MHz	dBuV/m	dBuV/m	dB	dBuV	dB/m	dB	dB	cm	deg	1	2387.60	40.65	54.00	-13.35	31.20	27.32	8.69	36.24	9.68	200	14	AVERAGE	<p>Site : 03CH20-HY Condition: AVG_54 3m HF_91200_02360_231030 HORIZONTAL : RBW:1000.000kHz VBW:0.750kHz SWT:Auto</p> <table border="1"> <thead> <tr> <th>Limit</th> <th>Read</th> <th>Ant</th> <th>Cable</th> <th>Preamp</th> <th>Aux</th> <th>APos</th> <th>TPos</th> <th>Remark</th> </tr> <tr> <th>Freq</th> <th>Level</th> <th>Line Margin</th> <th>Level Factor</th> <th>Loss Factor</th> <th>Loss Factor</th> <th>Factor</th> <th>Factor</th> <th></th> </tr> <tr> <th>MHz</th> <th>dBuV/m</th> <th>dBuV/m</th> <th>dB</th> <th>dBuV</th> <th>dB/m</th> <th>dB</th> <th>dB</th> <th>cm</th> <th>deg</th> </tr> </thead> <tbody> <tr> <td>1</td> <td>2437.00</td> <td>96.94</td> <td>-----</td> <td>-----</td> <td>87.24</td> <td>27.50</td> <td>8.78</td> <td>36.26</td> <td>9.68</td> <td>200</td> <td>14</td> <td>AVERAGE</td> </tr> </tbody> </table>	Limit	Read	Ant	Cable	Preamp	Aux	APos	TPos	Remark	Freq	Level	Line Margin	Level Factor	Loss Factor	Loss Factor	Factor	Factor		MHz	dBuV/m	dBuV/m	dB	dBuV	dB/m	dB	dB	cm	deg	1	2437.00	96.94	-----	-----	87.24	27.50	8.78	36.26	9.68	200	14	AVERAGE
Limit	Read	Ant	Cable	Preamp	Aux	APos	TPos	Remark																																																																												
Freq	Level	Line Margin	Level Factor	Loss Factor	Loss Factor	Factor	Factor																																																																													
MHz	dBuV/m	dBuV/m	dB	dBuV	dB/m	dB	dB	cm	deg																																																																											
1	2387.60	40.65	54.00	-13.35	31.20	27.32	8.69	36.24	9.68	200	14	AVERAGE																																																																								
Limit	Read	Ant	Cable	Preamp	Aux	APos	TPos	Remark																																																																												
Freq	Level	Line Margin	Level Factor	Loss Factor	Loss Factor	Factor	Factor																																																																													
MHz	dBuV/m	dBuV/m	dB	dBuV	dB/m	dB	dB	cm	deg																																																																											
1	2437.00	96.94	-----	-----	87.24	27.50	8.78	36.26	9.68	200	14	AVERAGE																																																																								



Mode	5																																		
	Band Edge - R																																		
	2400-2483.5_802.11g_CH06_2437MHz																																		
ANT	1																																		
Pol.	Horizontal	Fundamental																																	
Peak	<p>Level (dBuV/m)</p> <p>Frequency (MHz)</p> <p>PEAK_BE_74</p> <p>Site : 03CH20-HY Condition: PEAK_BE_74 3m HF_91200_02360_231030 HORIZONTAL : RBW:1000.000kHz VBW:3000.000kHz SMT:Auto</p> <table border="1"> <thead> <tr> <th>Limit</th> <th>Read</th> <th>Ant</th> <th>Cable</th> <th>Preamp</th> <th>Aux</th> <th>APos</th> <th>TPos</th> <th>Remark</th> </tr> <tr> <th>Freq</th> <th>Level</th> <th>Line</th> <th>Margin</th> <th>Level</th> <th>Factor</th> <th>Loss</th> <th>Factor</th> <th>Factor</th> <th>cm</th> <th>deg</th> </tr> </thead> <tbody> <tr> <td>1</td> <td>2484.44</td> <td>50.39</td> <td>74.00</td> <td>-23.61</td> <td>40.47</td> <td>27.64</td> <td>8.87</td> <td>36.27</td> <td>9.68</td> <td>200</td> <td>14</td> <td>PEAK</td> </tr> </tbody> </table>	Limit	Read	Ant	Cable	Preamp	Aux	APos	TPos	Remark	Freq	Level	Line	Margin	Level	Factor	Loss	Factor	Factor	cm	deg	1	2484.44	50.39	74.00	-23.61	40.47	27.64	8.87	36.27	9.68	200	14	PEAK	Blank
Limit	Read	Ant	Cable	Preamp	Aux	APos	TPos	Remark																											
Freq	Level	Line	Margin	Level	Factor	Loss	Factor	Factor	cm	deg																									
1	2484.44	50.39	74.00	-23.61	40.47	27.64	8.87	36.27	9.68	200	14	PEAK																							
Avg	<p>Level (dBuV/m)</p> <p>Frequency (MHz)</p> <p>AVG_BE_54</p> <p>Site : 03CH20-HY Condition: AVG_BE_54 3m HF_91200_02360_231030 HORIZONTAL : RBW:1000.000kHz VBW:0.750kHz SMT:Auto</p> <table border="1"> <thead> <tr> <th>Limit</th> <th>Read</th> <th>Ant</th> <th>Cable</th> <th>Preamp</th> <th>Aux</th> <th>APos</th> <th>TPos</th> <th>Remark</th> </tr> <tr> <th>Freq</th> <th>Level</th> <th>Line</th> <th>Margin</th> <th>Level</th> <th>Factor</th> <th>Loss</th> <th>Factor</th> <th>Factor</th> <th>cm</th> <th>deg</th> </tr> </thead> <tbody> <tr> <td>1</td> <td>2485.45</td> <td>40.84</td> <td>54.00</td> <td>-13.16</td> <td>30.92</td> <td>27.65</td> <td>8.87</td> <td>36.28</td> <td>9.68</td> <td>200</td> <td>14</td> <td>AVERAGE</td> </tr> </tbody> </table>	Limit	Read	Ant	Cable	Preamp	Aux	APos	TPos	Remark	Freq	Level	Line	Margin	Level	Factor	Loss	Factor	Factor	cm	deg	1	2485.45	40.84	54.00	-13.16	30.92	27.65	8.87	36.28	9.68	200	14	AVERAGE	Blank
Limit	Read	Ant	Cable	Preamp	Aux	APos	TPos	Remark																											
Freq	Level	Line	Margin	Level	Factor	Loss	Factor	Factor	cm	deg																									
1	2485.45	40.84	54.00	-13.16	30.92	27.65	8.87	36.28	9.68	200	14	AVERAGE																							



Mode	5																																																																																			
	Band Edge - L																																																																																			
	2400-2483.5_802.11g_CH06_2437MHz																																																																																			
ANT	1																																																																																			
Pol.	Vertical	Fundamental																																																																																		
Peak	<p>Site : 03CH20-HY Condition: PEAK_BE_74 3m HF_91200_02360_231030 VERTICAL : RBW:1000.000kHz VBW:3000.000kHz SMT:Auto</p> <table border="1"> <thead> <tr> <th>Limit</th> <th>Read</th> <th>Ant</th> <th>Cable</th> <th>Preamp</th> <th>Aux</th> <th>APos</th> <th>TPos</th> <th>Remark</th> </tr> <tr> <th>Freq</th> <th>Level</th> <th>Line Margin</th> <th>Level</th> <th>Factor</th> <th>Loss Factor</th> <th>Factor</th> <th></th> <th></th> </tr> <tr> <th>MHz</th> <th>dBuV/m</th> <th>dBuV/m</th> <th>dB</th> <th>dBuV</th> <th>dB/m</th> <th>dB</th> <th>dB</th> <th>cm</th> <th>deg</th> </tr> </thead> <tbody> <tr> <td>1</td> <td>2356.48</td> <td>49.99</td> <td>74.00</td> <td>-24.01</td> <td>40.75</td> <td>27.16</td> <td>8.63</td> <td>36.23</td> <td>9.68</td> <td>100</td> <td>198</td> <td>PEAK</td> </tr> </tbody> </table>	Limit	Read	Ant	Cable	Preamp	Aux	APos	TPos	Remark	Freq	Level	Line Margin	Level	Factor	Loss Factor	Factor			MHz	dBuV/m	dBuV/m	dB	dBuV	dB/m	dB	dB	cm	deg	1	2356.48	49.99	74.00	-24.01	40.75	27.16	8.63	36.23	9.68	100	198	PEAK	<p>Site : 03CH20-HY Condition: PEAK_74 3m HF_91200_02360_231030 VERTICAL : RBW:1000.000kHz VBW:3000.000kHz SMT:Auto</p> <table border="1"> <thead> <tr> <th>Limit</th> <th>Read</th> <th>Ant</th> <th>Cable</th> <th>Preamp</th> <th>Aux</th> <th>APos</th> <th>TPos</th> <th>Remark</th> </tr> <tr> <th>Freq</th> <th>Level</th> <th>Line Margin</th> <th>Level</th> <th>Factor</th> <th>Loss Factor</th> <th>Factor</th> <th></th> <th></th> </tr> <tr> <th>MHz</th> <th>dBuV/m</th> <th>dBuV/m</th> <th>dB</th> <th>dBuV</th> <th>dB/m</th> <th>dB</th> <th>dB</th> <th>cm</th> <th>deg</th> </tr> </thead> <tbody> <tr> <td>1</td> <td>2437.00</td> <td>98.39</td> <td>-----</td> <td>-----</td> <td>88.70</td> <td>27.50</td> <td>8.77</td> <td>36.26</td> <td>9.68</td> <td>100</td> <td>198</td> <td>PEAK</td> </tr> </tbody> </table>	Limit	Read	Ant	Cable	Preamp	Aux	APos	TPos	Remark	Freq	Level	Line Margin	Level	Factor	Loss Factor	Factor			MHz	dBuV/m	dBuV/m	dB	dBuV	dB/m	dB	dB	cm	deg	1	2437.00	98.39	-----	-----	88.70	27.50	8.77	36.26	9.68	100	198	PEAK
Limit	Read	Ant	Cable	Preamp	Aux	APos	TPos	Remark																																																																												
Freq	Level	Line Margin	Level	Factor	Loss Factor	Factor																																																																														
MHz	dBuV/m	dBuV/m	dB	dBuV	dB/m	dB	dB	cm	deg																																																																											
1	2356.48	49.99	74.00	-24.01	40.75	27.16	8.63	36.23	9.68	100	198	PEAK																																																																								
Limit	Read	Ant	Cable	Preamp	Aux	APos	TPos	Remark																																																																												
Freq	Level	Line Margin	Level	Factor	Loss Factor	Factor																																																																														
MHz	dBuV/m	dBuV/m	dB	dBuV	dB/m	dB	dB	cm	deg																																																																											
1	2437.00	98.39	-----	-----	88.70	27.50	8.77	36.26	9.68	100	198	PEAK																																																																								
Avg	<p>Site : 03CH20-HY Condition: AVG_BE_54 3m HF_91200_02360_231030 VERTICAL : RBW:1000.000kHz VBW:0.750kHz SMT:Auto</p> <table border="1"> <thead> <tr> <th>Limit</th> <th>Read</th> <th>Ant</th> <th>Cable</th> <th>Preamp</th> <th>Aux</th> <th>APos</th> <th>TPos</th> <th>Remark</th> </tr> <tr> <th>Freq</th> <th>Level</th> <th>Line Margin</th> <th>Level</th> <th>Factor</th> <th>Loss Factor</th> <th>Factor</th> <th></th> <th></th> </tr> <tr> <th>MHz</th> <th>dBuV/m</th> <th>dBuV/m</th> <th>dB</th> <th>dBuV</th> <th>dB/m</th> <th>dB</th> <th>dB</th> <th>cm</th> <th>deg</th> </tr> </thead> <tbody> <tr> <td>1</td> <td>2386.71</td> <td>39.12</td> <td>54.00</td> <td>-14.88</td> <td>29.67</td> <td>27.33</td> <td>8.68</td> <td>36.24</td> <td>9.68</td> <td>100</td> <td>198</td> <td>AVERAGE</td> </tr> </tbody> </table>	Limit	Read	Ant	Cable	Preamp	Aux	APos	TPos	Remark	Freq	Level	Line Margin	Level	Factor	Loss Factor	Factor			MHz	dBuV/m	dBuV/m	dB	dBuV	dB/m	dB	dB	cm	deg	1	2386.71	39.12	54.00	-14.88	29.67	27.33	8.68	36.24	9.68	100	198	AVERAGE	<p>Site : 03CH20-HY Condition: AVG_54 3m HF_91200_02360_231030 VERTICAL : RBW:1000.000kHz VBW:0.750kHz SMT:Auto</p> <table border="1"> <thead> <tr> <th>Limit</th> <th>Read</th> <th>Ant</th> <th>Cable</th> <th>Preamp</th> <th>Aux</th> <th>APos</th> <th>TPos</th> <th>Remark</th> </tr> <tr> <th>Freq</th> <th>Level</th> <th>Line Margin</th> <th>Level</th> <th>Factor</th> <th>Loss Factor</th> <th>Factor</th> <th></th> <th></th> </tr> <tr> <th>MHz</th> <th>dBuV/m</th> <th>dBuV/m</th> <th>dB</th> <th>dBuV</th> <th>dB/m</th> <th>dB</th> <th>dB</th> <th>cm</th> <th>deg</th> </tr> </thead> <tbody> <tr> <td>1</td> <td>2437.00</td> <td>90.76</td> <td>-----</td> <td>-----</td> <td>81.06</td> <td>27.50</td> <td>8.78</td> <td>36.26</td> <td>9.68</td> <td>100</td> <td>198</td> <td>AVERAGE</td> </tr> </tbody> </table>	Limit	Read	Ant	Cable	Preamp	Aux	APos	TPos	Remark	Freq	Level	Line Margin	Level	Factor	Loss Factor	Factor			MHz	dBuV/m	dBuV/m	dB	dBuV	dB/m	dB	dB	cm	deg	1	2437.00	90.76	-----	-----	81.06	27.50	8.78	36.26	9.68	100	198	AVERAGE
Limit	Read	Ant	Cable	Preamp	Aux	APos	TPos	Remark																																																																												
Freq	Level	Line Margin	Level	Factor	Loss Factor	Factor																																																																														
MHz	dBuV/m	dBuV/m	dB	dBuV	dB/m	dB	dB	cm	deg																																																																											
1	2386.71	39.12	54.00	-14.88	29.67	27.33	8.68	36.24	9.68	100	198	AVERAGE																																																																								
Limit	Read	Ant	Cable	Preamp	Aux	APos	TPos	Remark																																																																												
Freq	Level	Line Margin	Level	Factor	Loss Factor	Factor																																																																														
MHz	dBuV/m	dBuV/m	dB	dBuV	dB/m	dB	dB	cm	deg																																																																											
1	2437.00	90.76	-----	-----	81.06	27.50	8.78	36.26	9.68	100	198	AVERAGE																																																																								



Mode	5																																									
	Band Edge - R																																									
	2400-2483.5_802.11g_CH06_2437MHz																																									
ANT	1																																									
Pol.	Vertical	Fundamental																																								
Peak	<p>Site : 03CH20-HY Condition: PEAK_BE_74 3m HF_91200_02360_231030 VERTICAL : RBW:1000.000kHz VBW:3000.000kHz SMT:Auto</p> <table border="1"> <thead> <tr> <th>Limit</th> <th>Read</th> <th>Ant</th> <th>Cable</th> <th>Preamp</th> <th>Aux</th> <th>APos</th> <th>TPos</th> <th>Remark</th> </tr> <tr> <th>Freq</th> <th>Level</th> <th>Line</th> <th>Margin</th> <th>Level</th> <th>Factor</th> <th>Loss</th> <th>Factor</th> <th>Factor</th> </tr> <tr> <th>MHz</th> <th>dBuV/m</th> <th>dBuV/m</th> <th>dB</th> <th>dBuV</th> <th>dB/m</th> <th>dB</th> <th>dB</th> <th>dB</th> </tr> </thead> <tbody> <tr> <td>1</td> <td>2490.42</td> <td>50.76</td> <td>74.00</td> <td>-23.24</td> <td>40.78</td> <td>27.70</td> <td>8.88</td> <td>36.28</td> <td>9.68</td> <td>100</td> <td>198</td> <td>PEAK</td> </tr> </tbody> </table>	Limit	Read	Ant	Cable	Preamp	Aux	APos	TPos	Remark	Freq	Level	Line	Margin	Level	Factor	Loss	Factor	Factor	MHz	dBuV/m	dBuV/m	dB	dBuV	dB/m	dB	dB	dB	1	2490.42	50.76	74.00	-23.24	40.78	27.70	8.88	36.28	9.68	100	198	PEAK	Blank
Limit	Read	Ant	Cable	Preamp	Aux	APos	TPos	Remark																																		
Freq	Level	Line	Margin	Level	Factor	Loss	Factor	Factor																																		
MHz	dBuV/m	dBuV/m	dB	dBuV	dB/m	dB	dB	dB																																		
1	2490.42	50.76	74.00	-23.24	40.78	27.70	8.88	36.28	9.68	100	198	PEAK																														
Avg	<p>Site : 03CH20-HY Condition: AVG_BE_54 3m HF_91200_02360_231030 VERTICAL : RBW:1000.000kHz VBW:0.750kHz SMT:Auto</p> <table border="1"> <thead> <tr> <th>Limit</th> <th>Read</th> <th>Ant</th> <th>Cable</th> <th>Preamp</th> <th>Aux</th> <th>APos</th> <th>TPos</th> <th>Remark</th> </tr> <tr> <th>Freq</th> <th>Level</th> <th>Line</th> <th>Margin</th> <th>Level</th> <th>Factor</th> <th>Loss</th> <th>Factor</th> <th>Factor</th> </tr> <tr> <th>MHz</th> <th>dBuV/m</th> <th>dBuV/m</th> <th>dB</th> <th>dBuV</th> <th>dB/m</th> <th>dB</th> <th>dB</th> <th>dB</th> </tr> </thead> <tbody> <tr> <td>1</td> <td>2484.94</td> <td>40.08</td> <td>54.00</td> <td>-13.92</td> <td>30.15</td> <td>27.65</td> <td>8.87</td> <td>36.27</td> <td>9.68</td> <td>100</td> <td>198</td> <td>AVERAGE</td> </tr> </tbody> </table>	Limit	Read	Ant	Cable	Preamp	Aux	APos	TPos	Remark	Freq	Level	Line	Margin	Level	Factor	Loss	Factor	Factor	MHz	dBuV/m	dBuV/m	dB	dBuV	dB/m	dB	dB	dB	1	2484.94	40.08	54.00	-13.92	30.15	27.65	8.87	36.27	9.68	100	198	AVERAGE	Blank
Limit	Read	Ant	Cable	Preamp	Aux	APos	TPos	Remark																																		
Freq	Level	Line	Margin	Level	Factor	Loss	Factor	Factor																																		
MHz	dBuV/m	dBuV/m	dB	dBuV	dB/m	dB	dB	dB																																		
1	2484.94	40.08	54.00	-13.92	30.15	27.65	8.87	36.27	9.68	100	198	AVERAGE																														



Mode	5																																																																																																																																											
	Harmonic																																																																																																																																											
	2400-2483.5_802.11g_CH06_2437MHz																																																																																																																																											
ANT	1																																																																																																																																											
Pol.	Horizontal	Vertical																																																																																																																																										
Peak Avg	<p>Site : 03CH20-HY Condition: PEAK_74 3m HF_91200_02360_231030 HORIZONTAL</p> <table border="1"> <thead> <tr> <th></th> <th>Limit</th> <th>Read</th> <th>Ant</th> <th>Cable</th> <th>Preamp</th> <th>Aux</th> <th>APos</th> <th>TPos</th> <th>Remark</th> </tr> <tr> <th>Freq</th> <th>Level</th> <th>Line Margin</th> <th>Level</th> <th>Factor</th> <th>Loss Factor</th> <th>Factor</th> <th></th> <th></th> <th></th> </tr> <tr> <th>MHz</th> <th>dBuV/m</th> <th>dBuV/m</th> <th>dB</th> <th>dBuV</th> <th>dB/m</th> <th>dB</th> <th>dB</th> <th>cm</th> <th>deg</th> </tr> </thead> <tbody> <tr> <td>1</td> <td>4874.00</td> <td>46.57</td> <td>74.00</td> <td>-27.43</td> <td>38.36</td> <td>32.54</td> <td>12.55</td> <td>37.56</td> <td>0.68</td> <td>--</td> <td>--</td> <td>PEAK</td> </tr> <tr> <td>2</td> <td>7311.00</td> <td>49.49</td> <td>74.00</td> <td>-24.51</td> <td>35.42</td> <td>36.88</td> <td>15.44</td> <td>38.61</td> <td>0.36</td> <td>254</td> <td>317</td> <td>PEAK</td> </tr> <tr> <td>3</td> <td>7311.00</td> <td>39.43</td> <td>54.00</td> <td>-14.57</td> <td>25.36</td> <td>36.88</td> <td>15.44</td> <td>38.61</td> <td>0.36</td> <td>254</td> <td>317</td> <td>Average</td> </tr> </tbody> </table>		Limit	Read	Ant	Cable	Preamp	Aux	APos	TPos	Remark	Freq	Level	Line Margin	Level	Factor	Loss Factor	Factor				MHz	dBuV/m	dBuV/m	dB	dBuV	dB/m	dB	dB	cm	deg	1	4874.00	46.57	74.00	-27.43	38.36	32.54	12.55	37.56	0.68	--	--	PEAK	2	7311.00	49.49	74.00	-24.51	35.42	36.88	15.44	38.61	0.36	254	317	PEAK	3	7311.00	39.43	54.00	-14.57	25.36	36.88	15.44	38.61	0.36	254	317	Average	<p>Site : 03CH20-HY Condition: PEAK_74 3m HF_91200_02360_231030 VERTICAL</p> <table border="1"> <thead> <tr> <th></th> <th>Limit</th> <th>Read</th> <th>Ant</th> <th>Cable</th> <th>Preamp</th> <th>Aux</th> <th>APos</th> <th>TPos</th> <th>Remark</th> </tr> <tr> <th>Freq</th> <th>Level</th> <th>Line Margin</th> <th>Level</th> <th>Factor</th> <th>Loss Factor</th> <th>Factor</th> <th></th> <th></th> <th></th> </tr> <tr> <th>MHz</th> <th>dBuV/m</th> <th>dBuV/m</th> <th>dB</th> <th>dBuV</th> <th>dB/m</th> <th>dB</th> <th>dB</th> <th>cm</th> <th>deg</th> </tr> </thead> <tbody> <tr> <td>1</td> <td>4874.00</td> <td>45.62</td> <td>74.00</td> <td>-28.38</td> <td>37.41</td> <td>32.54</td> <td>12.55</td> <td>37.56</td> <td>0.68</td> <td>--</td> <td>--</td> <td>PEAK</td> </tr> <tr> <td>2</td> <td>7311.00</td> <td>49.30</td> <td>74.00</td> <td>-24.70</td> <td>35.23</td> <td>36.88</td> <td>15.44</td> <td>38.61</td> <td>0.36</td> <td>155</td> <td>24</td> <td>PEAK</td> </tr> <tr> <td>3</td> <td>7311.00</td> <td>39.18</td> <td>54.00</td> <td>-14.82</td> <td>25.11</td> <td>36.88</td> <td>15.44</td> <td>38.61</td> <td>0.36</td> <td>155</td> <td>24</td> <td>Average</td> </tr> </tbody> </table>		Limit	Read	Ant	Cable	Preamp	Aux	APos	TPos	Remark	Freq	Level	Line Margin	Level	Factor	Loss Factor	Factor				MHz	dBuV/m	dBuV/m	dB	dBuV	dB/m	dB	dB	cm	deg	1	4874.00	45.62	74.00	-28.38	37.41	32.54	12.55	37.56	0.68	--	--	PEAK	2	7311.00	49.30	74.00	-24.70	35.23	36.88	15.44	38.61	0.36	155	24	PEAK	3	7311.00	39.18	54.00	-14.82	25.11	36.88	15.44	38.61	0.36	155	24	Average
		Limit	Read	Ant	Cable	Preamp	Aux	APos	TPos	Remark																																																																																																																																		
Freq	Level	Line Margin	Level	Factor	Loss Factor	Factor																																																																																																																																						
MHz	dBuV/m	dBuV/m	dB	dBuV	dB/m	dB	dB	cm	deg																																																																																																																																			
1	4874.00	46.57	74.00	-27.43	38.36	32.54	12.55	37.56	0.68	--	--	PEAK																																																																																																																																
2	7311.00	49.49	74.00	-24.51	35.42	36.88	15.44	38.61	0.36	254	317	PEAK																																																																																																																																
3	7311.00	39.43	54.00	-14.57	25.36	36.88	15.44	38.61	0.36	254	317	Average																																																																																																																																
	Limit	Read	Ant	Cable	Preamp	Aux	APos	TPos	Remark																																																																																																																																			
Freq	Level	Line Margin	Level	Factor	Loss Factor	Factor																																																																																																																																						
MHz	dBuV/m	dBuV/m	dB	dBuV	dB/m	dB	dB	cm	deg																																																																																																																																			
1	4874.00	45.62	74.00	-28.38	37.41	32.54	12.55	37.56	0.68	--	--	PEAK																																																																																																																																
2	7311.00	49.30	74.00	-24.70	35.23	36.88	15.44	38.61	0.36	155	24	PEAK																																																																																																																																
3	7311.00	39.18	54.00	-14.82	25.11	36.88	15.44	38.61	0.36	155	24	Average																																																																																																																																



Mode	5	
	Harmonic	
	2400-2483.5_802.11g_CH06_2437MHz	
ANT	1	
Pol.	Horizontal	Vertical
14.47G ~14.5G Avg	<p>Site : 03CH20-HY Condition: AVG_54 3m HF_91200_02360_231030 HORIZONTAL</p>	<p>Site : 03CH20-HY Condition: AVG_54 3m HF_91200_02360_231030 VERTICAL</p>
	17.7G ~18G Avg	<p>Site : 03CH20-HY Condition: AVG_54 3m HF_91200_02360_231030 HORIZONTAL</p>



Mode	6																																																																																			
	Band Edge																																																																																			
	2400-2483.5_802.11g_CH11_2462MHz																																																																																			
ANT	1																																																																																			
Pol.	Horizontal	Fundamental																																																																																		
Peak	<p>Site : 03CH20-HY Condition: PEAK_BE_74 3m HF_91200_02360_231030 HORIZONTAL : RBW:1000.000kHz VBW:3000.000kHz SMT:Auto</p> <table border="1"> <thead> <tr> <th>Limit</th> <th>Read</th> <th>Ant</th> <th>Cable</th> <th>Preamp</th> <th>Aux</th> <th>APos</th> <th>TPos</th> <th>Remark</th> </tr> <tr> <th>Freq</th> <th>Level</th> <th>Line Margin</th> <th>Level</th> <th>Factor</th> <th>Loss Factor</th> <th>Factor</th> <th></th> <th></th> </tr> <tr> <th>MHz</th> <th>dBuV/m</th> <th>dBuV/m</th> <th>dB</th> <th>dBuV</th> <th>dB/m</th> <th>dB</th> <th>dB</th> <th>cm</th> <th>deg</th> </tr> </thead> <tbody> <tr> <td>1</td> <td>2483.51</td> <td>53.88</td> <td>74.00</td> <td>-20.12</td> <td>43.97</td> <td>27.64</td> <td>8.86</td> <td>36.27</td> <td>9.68</td> <td>100</td> <td>20</td> <td>PEAK</td> </tr> </tbody> </table>	Limit	Read	Ant	Cable	Preamp	Aux	APos	TPos	Remark	Freq	Level	Line Margin	Level	Factor	Loss Factor	Factor			MHz	dBuV/m	dBuV/m	dB	dBuV	dB/m	dB	dB	cm	deg	1	2483.51	53.88	74.00	-20.12	43.97	27.64	8.86	36.27	9.68	100	20	PEAK	<p>Site : 03CH20-HY Condition: PEAK_74 3m HF_91200_02360_231030 HORIZONTAL : RBW:1000.000kHz VBW:3000.000kHz SMT:Auto</p> <table border="1"> <thead> <tr> <th>Limit</th> <th>Read</th> <th>Ant</th> <th>Cable</th> <th>Preamp</th> <th>Aux</th> <th>APos</th> <th>TPos</th> <th>Remark</th> </tr> <tr> <th>Freq</th> <th>Level</th> <th>Line Margin</th> <th>Level</th> <th>Factor</th> <th>Loss Factor</th> <th>Factor</th> <th></th> <th></th> </tr> <tr> <th>MHz</th> <th>dBuV/m</th> <th>dBuV/m</th> <th>dB</th> <th>dBuV</th> <th>dB/m</th> <th>dB</th> <th>dB</th> <th>cm</th> <th>deg</th> </tr> </thead> <tbody> <tr> <td>1</td> <td>2462.00</td> <td>104.44</td> <td>-----</td> <td>-----</td> <td>94.70</td> <td>27.50</td> <td>8.83</td> <td>36.27</td> <td>9.68</td> <td>100</td> <td>20</td> <td>PEAK</td> </tr> </tbody> </table>	Limit	Read	Ant	Cable	Preamp	Aux	APos	TPos	Remark	Freq	Level	Line Margin	Level	Factor	Loss Factor	Factor			MHz	dBuV/m	dBuV/m	dB	dBuV	dB/m	dB	dB	cm	deg	1	2462.00	104.44	-----	-----	94.70	27.50	8.83	36.27	9.68	100	20	PEAK
	Limit	Read	Ant	Cable	Preamp	Aux	APos	TPos	Remark																																																																											
Freq	Level	Line Margin	Level	Factor	Loss Factor	Factor																																																																														
MHz	dBuV/m	dBuV/m	dB	dBuV	dB/m	dB	dB	cm	deg																																																																											
1	2483.51	53.88	74.00	-20.12	43.97	27.64	8.86	36.27	9.68	100	20	PEAK																																																																								
Limit	Read	Ant	Cable	Preamp	Aux	APos	TPos	Remark																																																																												
Freq	Level	Line Margin	Level	Factor	Loss Factor	Factor																																																																														
MHz	dBuV/m	dBuV/m	dB	dBuV	dB/m	dB	dB	cm	deg																																																																											
1	2462.00	104.44	-----	-----	94.70	27.50	8.83	36.27	9.68	100	20	PEAK																																																																								
Avg	<p>Site : 03CH20-HY Condition: AVG_BE_54 3m HF_91200_02360_231030 HORIZONTAL : RBW:1000.000kHz VBW:0.750kHz SMT:Auto</p> <table border="1"> <thead> <tr> <th>Limit</th> <th>Read</th> <th>Ant</th> <th>Cable</th> <th>Preamp</th> <th>Aux</th> <th>APos</th> <th>TPos</th> <th>Remark</th> </tr> <tr> <th>Freq</th> <th>Level</th> <th>Line Margin</th> <th>Level</th> <th>Factor</th> <th>Loss Factor</th> <th>Factor</th> <th></th> <th></th> </tr> <tr> <th>MHz</th> <th>dBuV/m</th> <th>dBuV/m</th> <th>dB</th> <th>dBuV</th> <th>dB/m</th> <th>dB</th> <th>dB</th> <th>cm</th> <th>deg</th> </tr> </thead> <tbody> <tr> <td>1</td> <td>2483.55</td> <td>42.30</td> <td>54.00</td> <td>-11.70</td> <td>32.39</td> <td>27.64</td> <td>8.86</td> <td>36.27</td> <td>9.68</td> <td>100</td> <td>20</td> <td>AVERAGE</td> </tr> </tbody> </table>	Limit	Read	Ant	Cable	Preamp	Aux	APos	TPos	Remark	Freq	Level	Line Margin	Level	Factor	Loss Factor	Factor			MHz	dBuV/m	dBuV/m	dB	dBuV	dB/m	dB	dB	cm	deg	1	2483.55	42.30	54.00	-11.70	32.39	27.64	8.86	36.27	9.68	100	20	AVERAGE	<p>Site : 03CH20-HY Condition: AVG_54 3m HF_91200_02360_231030 HORIZONTAL : RBW:1000.000kHz VBW:0.750kHz SMT:Auto</p> <table border="1"> <thead> <tr> <th>Limit</th> <th>Read</th> <th>Ant</th> <th>Cable</th> <th>Preamp</th> <th>Aux</th> <th>APos</th> <th>TPos</th> <th>Remark</th> </tr> <tr> <th>Freq</th> <th>Level</th> <th>Line Margin</th> <th>Level</th> <th>Factor</th> <th>Loss Factor</th> <th>Factor</th> <th></th> <th></th> </tr> <tr> <th>MHz</th> <th>dBuV/m</th> <th>dBuV/m</th> <th>dB</th> <th>dBuV</th> <th>dB/m</th> <th>dB</th> <th>dB</th> <th>cm</th> <th>deg</th> </tr> </thead> <tbody> <tr> <td>1</td> <td>2462.00</td> <td>96.93</td> <td>-----</td> <td>-----</td> <td>87.20</td> <td>27.50</td> <td>8.82</td> <td>36.27</td> <td>9.68</td> <td>100</td> <td>20</td> <td>AVERAGE</td> </tr> </tbody> </table>	Limit	Read	Ant	Cable	Preamp	Aux	APos	TPos	Remark	Freq	Level	Line Margin	Level	Factor	Loss Factor	Factor			MHz	dBuV/m	dBuV/m	dB	dBuV	dB/m	dB	dB	cm	deg	1	2462.00	96.93	-----	-----	87.20	27.50	8.82	36.27	9.68	100	20	AVERAGE
Limit	Read	Ant	Cable	Preamp	Aux	APos	TPos	Remark																																																																												
Freq	Level	Line Margin	Level	Factor	Loss Factor	Factor																																																																														
MHz	dBuV/m	dBuV/m	dB	dBuV	dB/m	dB	dB	cm	deg																																																																											
1	2483.55	42.30	54.00	-11.70	32.39	27.64	8.86	36.27	9.68	100	20	AVERAGE																																																																								
Limit	Read	Ant	Cable	Preamp	Aux	APos	TPos	Remark																																																																												
Freq	Level	Line Margin	Level	Factor	Loss Factor	Factor																																																																														
MHz	dBuV/m	dBuV/m	dB	dBuV	dB/m	dB	dB	cm	deg																																																																											
1	2462.00	96.93	-----	-----	87.20	27.50	8.82	36.27	9.68	100	20	AVERAGE																																																																								



Mode	6																																																																																											
	Band Edge																																																																																											
	2400-2483.5_802.11g_CH11_2462MHz																																																																																											
ANT	1																																																																																											
Pol.	Vertical	Fundamental																																																																																										
Peak	<p>Site : 03CH20-HY Condition: PEAK_BE_74 3m HF_91200_02360_231030 VERTICAL : RBW:1000.000kHz VBW:3000.000kHz SWT:Auto</p> <table border="1"> <thead> <tr> <th>Limit</th> <th>Read</th> <th>Ant</th> <th>Cable</th> <th>Preamp</th> <th>Aux</th> <th>APos</th> <th>TPos</th> <th>Remark</th> </tr> <tr> <th>Freq</th> <th>Level</th> <th>Line Margin</th> <th>Level Factor</th> <th>Loss Factor</th> <th>Factor</th> <th>Factor</th> <th>Factor</th> <th></th> </tr> <tr> <th>MHz</th> <th>dBuV/m</th> <th>dBuV/m</th> <th>dB</th> <th>dBuV</th> <th>dB/m</th> <th>dB</th> <th>dB</th> <th>cm</th> </tr> </thead> <tbody> <tr> <td>1 2462.00</td> <td>98.86</td> <td>-----</td> <td>-----</td> <td>89.13</td> <td>27.50</td> <td>8.82</td> <td>36.27</td> <td>9.68</td> </tr> <tr> <td></td> <td></td> <td></td> <td></td> <td></td> <td></td> <td></td> <td></td> <td>356 215 PEAK</td> </tr> </tbody> </table>	Limit	Read	Ant	Cable	Preamp	Aux	APos	TPos	Remark	Freq	Level	Line Margin	Level Factor	Loss Factor	Factor	Factor	Factor		MHz	dBuV/m	dBuV/m	dB	dBuV	dB/m	dB	dB	cm	1 2462.00	98.86	-----	-----	89.13	27.50	8.82	36.27	9.68									356 215 PEAK	<p>Site : 03CH20-HY Condition: PEAK_74 3m HF_91200_02360_231030 VERTICAL : RBW:1000.000kHz VBW:3000.000kHz SWT:Auto</p> <table border="1"> <thead> <tr> <th>Limit</th> <th>Read</th> <th>Ant</th> <th>Cable</th> <th>Preamp</th> <th>Aux</th> <th>APos</th> <th>TPos</th> <th>Remark</th> </tr> <tr> <th>Freq</th> <th>Level</th> <th>Line Margin</th> <th>Level Factor</th> <th>Loss Factor</th> <th>Factor</th> <th>Factor</th> <th>Factor</th> <th></th> </tr> <tr> <th>MHz</th> <th>dBuV/m</th> <th>dBuV/m</th> <th>dB</th> <th>dBuV</th> <th>dB/m</th> <th>dB</th> <th>dB</th> <th>cm</th> </tr> </thead> <tbody> <tr> <td>1 2462.00</td> <td>98.86</td> <td>-----</td> <td>-----</td> <td>89.13</td> <td>27.50</td> <td>8.82</td> <td>36.27</td> <td>9.68</td> </tr> <tr> <td></td> <td></td> <td></td> <td></td> <td></td> <td></td> <td></td> <td></td> <td>356 215 PEAK</td> </tr> </tbody> </table>	Limit	Read	Ant	Cable	Preamp	Aux	APos	TPos	Remark	Freq	Level	Line Margin	Level Factor	Loss Factor	Factor	Factor	Factor		MHz	dBuV/m	dBuV/m	dB	dBuV	dB/m	dB	dB	cm	1 2462.00	98.86	-----	-----	89.13	27.50	8.82	36.27	9.68									356 215 PEAK
Limit	Read	Ant	Cable	Preamp	Aux	APos	TPos	Remark																																																																																				
Freq	Level	Line Margin	Level Factor	Loss Factor	Factor	Factor	Factor																																																																																					
MHz	dBuV/m	dBuV/m	dB	dBuV	dB/m	dB	dB	cm																																																																																				
1 2462.00	98.86	-----	-----	89.13	27.50	8.82	36.27	9.68																																																																																				
								356 215 PEAK																																																																																				
Limit	Read	Ant	Cable	Preamp	Aux	APos	TPos	Remark																																																																																				
Freq	Level	Line Margin	Level Factor	Loss Factor	Factor	Factor	Factor																																																																																					
MHz	dBuV/m	dBuV/m	dB	dBuV	dB/m	dB	dB	cm																																																																																				
1 2462.00	98.86	-----	-----	89.13	27.50	8.82	36.27	9.68																																																																																				
								356 215 PEAK																																																																																				
Avg	<p>Site : 03CH20-HY Condition: AVG_BE_54 3m HF_91200_02360_231030 VERTICAL : RBW:1000.000kHz VBW:0.750kHz SWT:Auto</p> <table border="1"> <thead> <tr> <th>Limit</th> <th>Read</th> <th>Ant</th> <th>Cable</th> <th>Preamp</th> <th>Aux</th> <th>APos</th> <th>TPos</th> <th>Remark</th> </tr> <tr> <th>Freq</th> <th>Level</th> <th>Line Margin</th> <th>Level Factor</th> <th>Loss Factor</th> <th>Factor</th> <th>Factor</th> <th>Factor</th> <th></th> </tr> <tr> <th>MHz</th> <th>dBuV/m</th> <th>dBuV/m</th> <th>dB</th> <th>dBuV</th> <th>dB/m</th> <th>dB</th> <th>dB</th> <th>cm</th> </tr> </thead> <tbody> <tr> <td>1 2483.85</td> <td>40.43</td> <td>54.00</td> <td>-13.57</td> <td>30.51</td> <td>27.64</td> <td>8.87</td> <td>36.27</td> <td>9.68</td> </tr> <tr> <td></td> <td></td> <td></td> <td></td> <td></td> <td></td> <td></td> <td></td> <td>356 215 AVERAGE</td> </tr> </tbody> </table>	Limit	Read	Ant	Cable	Preamp	Aux	APos	TPos	Remark	Freq	Level	Line Margin	Level Factor	Loss Factor	Factor	Factor	Factor		MHz	dBuV/m	dBuV/m	dB	dBuV	dB/m	dB	dB	cm	1 2483.85	40.43	54.00	-13.57	30.51	27.64	8.87	36.27	9.68									356 215 AVERAGE	<p>Site : 03CH20-HY Condition: AVG_54 3m HF_91200_02360_231030 VERTICAL : RBW:1000.000kHz VBW:0.750kHz SWT:Auto</p> <table border="1"> <thead> <tr> <th>Limit</th> <th>Read</th> <th>Ant</th> <th>Cable</th> <th>Preamp</th> <th>Aux</th> <th>APos</th> <th>TPos</th> <th>Remark</th> </tr> <tr> <th>Freq</th> <th>Level</th> <th>Line Margin</th> <th>Level Factor</th> <th>Loss Factor</th> <th>Factor</th> <th>Factor</th> <th>Factor</th> <th></th> </tr> <tr> <th>MHz</th> <th>dBuV/m</th> <th>dBuV/m</th> <th>dB</th> <th>dBuV</th> <th>dB/m</th> <th>dB</th> <th>dB</th> <th>cm</th> </tr> </thead> <tbody> <tr> <td>1 2462.00</td> <td>91.36</td> <td>-----</td> <td>-----</td> <td>81.63</td> <td>27.50</td> <td>8.82</td> <td>36.27</td> <td>9.68</td> </tr> <tr> <td></td> <td></td> <td></td> <td></td> <td></td> <td></td> <td></td> <td></td> <td>356 215 AVERAGE</td> </tr> </tbody> </table>	Limit	Read	Ant	Cable	Preamp	Aux	APos	TPos	Remark	Freq	Level	Line Margin	Level Factor	Loss Factor	Factor	Factor	Factor		MHz	dBuV/m	dBuV/m	dB	dBuV	dB/m	dB	dB	cm	1 2462.00	91.36	-----	-----	81.63	27.50	8.82	36.27	9.68									356 215 AVERAGE
Limit	Read	Ant	Cable	Preamp	Aux	APos	TPos	Remark																																																																																				
Freq	Level	Line Margin	Level Factor	Loss Factor	Factor	Factor	Factor																																																																																					
MHz	dBuV/m	dBuV/m	dB	dBuV	dB/m	dB	dB	cm																																																																																				
1 2483.85	40.43	54.00	-13.57	30.51	27.64	8.87	36.27	9.68																																																																																				
								356 215 AVERAGE																																																																																				
Limit	Read	Ant	Cable	Preamp	Aux	APos	TPos	Remark																																																																																				
Freq	Level	Line Margin	Level Factor	Loss Factor	Factor	Factor	Factor																																																																																					
MHz	dBuV/m	dBuV/m	dB	dBuV	dB/m	dB	dB	cm																																																																																				
1 2462.00	91.36	-----	-----	81.63	27.50	8.82	36.27	9.68																																																																																				
								356 215 AVERAGE																																																																																				



Mode	6																																																																																																																																																																	
	Harmonic																																																																																																																																																																	
	2400-2483.5_802.11g_CH11_2462MHz																																																																																																																																																																	
ANT	1																																																																																																																																																																	
Pol.	Horizontal	Vertical																																																																																																																																																																
Peak Avg	<p>Site : 03CH20-HY Condition: PEAK_74 3m HF_91200_02360_231030 HORIZONTAL</p> <table border="1"> <thead> <tr> <th>Limit</th> <th>Read</th> <th>Ant</th> <th>Cable</th> <th>Preamp</th> <th>Aux</th> <th>APos</th> <th>TPos</th> <th>Remark</th> </tr> <tr> <th>Freq</th> <th>Level</th> <th>Line Margin</th> <th>Level</th> <th>Factor</th> <th>Loss</th> <th>Factor</th> <th>Factor</th> <th></th> </tr> <tr> <th>MHz</th> <th>dBuV/m</th> <th>dBuV/m</th> <th>dB</th> <th>dBuV</th> <th>dB/m</th> <th>dB</th> <th>dB</th> <th>cm</th> <th>deg</th> </tr> </thead> <tbody> <tr> <td>1</td> <td>4924.00</td> <td>49.51</td> <td>74.00</td> <td>-24.49</td> <td>41.09</td> <td>32.80</td> <td>12.64</td> <td>37.60</td> <td>0.58</td> <td>102</td> <td>36</td> <td>PEAK</td> </tr> <tr> <td>2</td> <td>4924.00</td> <td>37.90</td> <td>54.00</td> <td>-16.10</td> <td>29.48</td> <td>32.80</td> <td>12.64</td> <td>37.60</td> <td>0.58</td> <td>102</td> <td>36</td> <td>Average</td> </tr> <tr> <td>3</td> <td>7386.00</td> <td>48.09</td> <td>74.00</td> <td>-25.91</td> <td>34.25</td> <td>36.66</td> <td>15.52</td> <td>38.67</td> <td>0.33</td> <td>100</td> <td>311</td> <td>PEAK</td> </tr> <tr> <td>4</td> <td>7386.00</td> <td>38.62</td> <td>54.00</td> <td>-15.38</td> <td>24.78</td> <td>36.66</td> <td>15.52</td> <td>38.67</td> <td>0.33</td> <td>100</td> <td>311</td> <td>Average</td> </tr> </tbody> </table>	Limit	Read	Ant	Cable	Preamp	Aux	APos	TPos	Remark	Freq	Level	Line Margin	Level	Factor	Loss	Factor	Factor		MHz	dBuV/m	dBuV/m	dB	dBuV	dB/m	dB	dB	cm	deg	1	4924.00	49.51	74.00	-24.49	41.09	32.80	12.64	37.60	0.58	102	36	PEAK	2	4924.00	37.90	54.00	-16.10	29.48	32.80	12.64	37.60	0.58	102	36	Average	3	7386.00	48.09	74.00	-25.91	34.25	36.66	15.52	38.67	0.33	100	311	PEAK	4	7386.00	38.62	54.00	-15.38	24.78	36.66	15.52	38.67	0.33	100	311	Average	<p>Site : 03CH20-HY Condition: PEAK_74 3m HF_91200_02360_231030 VERTICAL</p> <table border="1"> <thead> <tr> <th>Limit</th> <th>Read</th> <th>Ant</th> <th>Cable</th> <th>Preamp</th> <th>Aux</th> <th>APos</th> <th>TPos</th> <th>Remark</th> </tr> <tr> <th>Freq</th> <th>Level</th> <th>Line Margin</th> <th>Level</th> <th>Factor</th> <th>Loss</th> <th>Factor</th> <th>Factor</th> <th></th> </tr> <tr> <th>MHz</th> <th>dBuV/m</th> <th>dBuV/m</th> <th>dB</th> <th>dBuV</th> <th>dB/m</th> <th>dB</th> <th>dB</th> <th>cm</th> <th>deg</th> </tr> </thead> <tbody> <tr> <td>1</td> <td>4924.00</td> <td>46.40</td> <td>74.00</td> <td>-27.60</td> <td>37.98</td> <td>32.80</td> <td>12.64</td> <td>37.60</td> <td>0.58</td> <td>341</td> <td>151</td> <td>PEAK</td> </tr> <tr> <td>2</td> <td>4924.00</td> <td>36.67</td> <td>54.00</td> <td>-17.33</td> <td>28.25</td> <td>32.80</td> <td>12.64</td> <td>37.60</td> <td>0.58</td> <td>341</td> <td>151</td> <td>Average</td> </tr> <tr> <td>3</td> <td>7386.00</td> <td>48.25</td> <td>74.00</td> <td>-25.75</td> <td>34.41</td> <td>36.66</td> <td>15.52</td> <td>38.67</td> <td>0.33</td> <td>200</td> <td>331</td> <td>PEAK</td> </tr> <tr> <td>4</td> <td>7386.00</td> <td>38.69</td> <td>54.00</td> <td>-15.31</td> <td>24.85</td> <td>36.66</td> <td>15.52</td> <td>38.67</td> <td>0.33</td> <td>200</td> <td>331</td> <td>Average</td> </tr> </tbody> </table>	Limit	Read	Ant	Cable	Preamp	Aux	APos	TPos	Remark	Freq	Level	Line Margin	Level	Factor	Loss	Factor	Factor		MHz	dBuV/m	dBuV/m	dB	dBuV	dB/m	dB	dB	cm	deg	1	4924.00	46.40	74.00	-27.60	37.98	32.80	12.64	37.60	0.58	341	151	PEAK	2	4924.00	36.67	54.00	-17.33	28.25	32.80	12.64	37.60	0.58	341	151	Average	3	7386.00	48.25	74.00	-25.75	34.41	36.66	15.52	38.67	0.33	200	331	PEAK	4	7386.00	38.69	54.00	-15.31	24.85	36.66	15.52	38.67	0.33	200	331	Average
	Limit	Read	Ant	Cable	Preamp	Aux	APos	TPos	Remark																																																																																																																																																									
Freq	Level	Line Margin	Level	Factor	Loss	Factor	Factor																																																																																																																																																											
MHz	dBuV/m	dBuV/m	dB	dBuV	dB/m	dB	dB	cm	deg																																																																																																																																																									
1	4924.00	49.51	74.00	-24.49	41.09	32.80	12.64	37.60	0.58	102	36	PEAK																																																																																																																																																						
2	4924.00	37.90	54.00	-16.10	29.48	32.80	12.64	37.60	0.58	102	36	Average																																																																																																																																																						
3	7386.00	48.09	74.00	-25.91	34.25	36.66	15.52	38.67	0.33	100	311	PEAK																																																																																																																																																						
4	7386.00	38.62	54.00	-15.38	24.78	36.66	15.52	38.67	0.33	100	311	Average																																																																																																																																																						
Limit	Read	Ant	Cable	Preamp	Aux	APos	TPos	Remark																																																																																																																																																										
Freq	Level	Line Margin	Level	Factor	Loss	Factor	Factor																																																																																																																																																											
MHz	dBuV/m	dBuV/m	dB	dBuV	dB/m	dB	dB	cm	deg																																																																																																																																																									
1	4924.00	46.40	74.00	-27.60	37.98	32.80	12.64	37.60	0.58	341	151	PEAK																																																																																																																																																						
2	4924.00	36.67	54.00	-17.33	28.25	32.80	12.64	37.60	0.58	341	151	Average																																																																																																																																																						
3	7386.00	48.25	74.00	-25.75	34.41	36.66	15.52	38.67	0.33	200	331	PEAK																																																																																																																																																						
4	7386.00	38.69	54.00	-15.31	24.85	36.66	15.52	38.67	0.33	200	331	Average																																																																																																																																																						

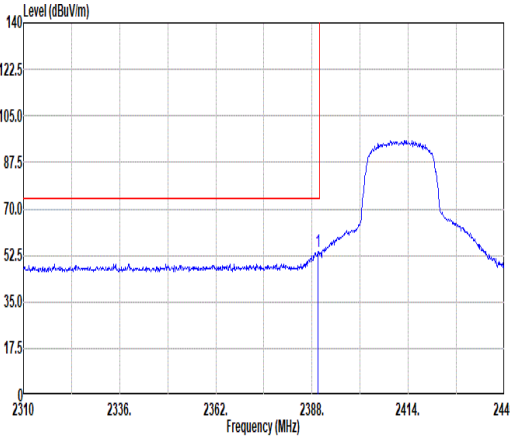
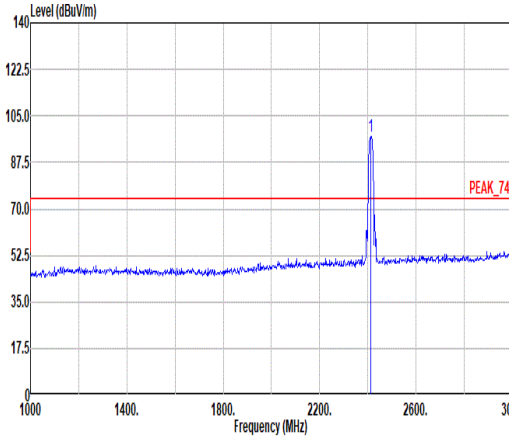
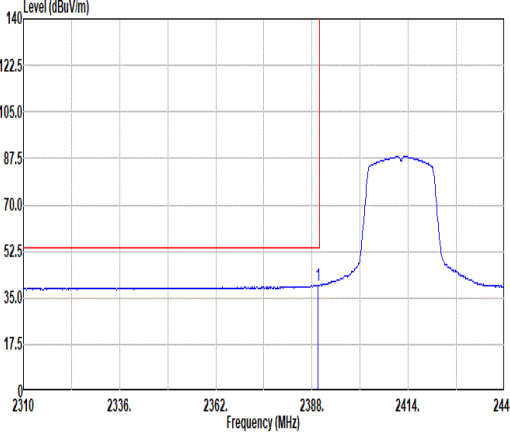
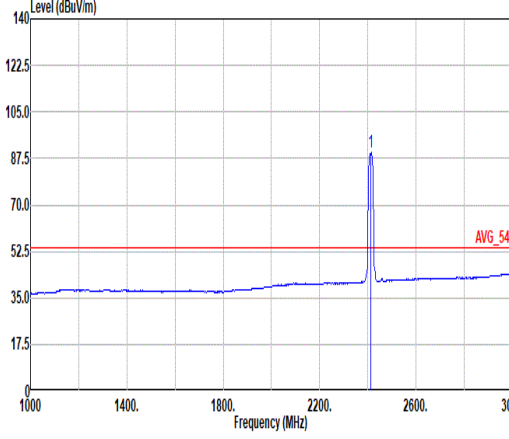


Mode	6	
	Harmonic	
	2400-2483.5_802.11g_CH11_2462MHz	
ANT	1	
Pol.	Horizontal	Vertical
14.47G ~14.5G Avg	<p>Site : 03CH20-HY Condition: AVG_54 3m HF_91200_02360_231030 HORIZONTAL</p>	<p>Site : 03CH20-HY Condition: AVG_54 3m HF_91200_02360_231030 VERTICAL</p>
	17.7G ~18G Avg	<p>Site : 03CH20-HY Condition: AVG_54 3m HF_91200_02360_231030 HORIZONTAL</p>



Mode	7																																																																																																			
	Band Edge																																																																																																			
	2400-2483.5_802.11n_HT20_CH01_2412MHz																																																																																																			
ANT	1																																																																																																			
Pol.	Horizontal	Fundamental																																																																																																		
Peak	<p>Site : 03CH20-HY Condition: PEAK_BE_74 3m HF_91200_02360_231030 HORIZONTAL : RBW:1000.000kHz VBW:3000.000kHz SWT:Auto</p> <table border="1"> <thead> <tr> <th>Limit</th> <th>Read</th> <th>Ant</th> <th>Cable</th> <th>Preamp</th> <th>Aux</th> <th>APos</th> <th>TPos</th> <th>Remark</th> </tr> <tr> <th>Freq</th> <th>Level</th> <th>Line Margin</th> <th>Level Factor</th> <th>Loss Factor</th> <th>Factor</th> <th>Factor</th> <th>Factor</th> <th></th> </tr> <tr> <th>MHz</th> <th>dBuV/m</th> <th>dBuV/m</th> <th>dB</th> <th>dBuV</th> <th>dB/m</th> <th>dB</th> <th>dB</th> <th>cm</th> </tr> <tr> <th>deg</th> <th colspan="8"></th> </tr> </thead> <tbody> <tr> <td>1</td> <td>2389.04</td> <td>60.42</td> <td>74.00</td> <td>-13.58</td> <td>50.98</td> <td>27.31</td> <td>8.69</td> <td>36.24</td> <td>9.68</td> <td>109</td> <td>20</td> <td>PEAK</td> </tr> </tbody> </table>	Limit	Read	Ant	Cable	Preamp	Aux	APos	TPos	Remark	Freq	Level	Line Margin	Level Factor	Loss Factor	Factor	Factor	Factor		MHz	dBuV/m	dBuV/m	dB	dBuV	dB/m	dB	dB	cm	deg									1	2389.04	60.42	74.00	-13.58	50.98	27.31	8.69	36.24	9.68	109	20	PEAK	<p>Site : 03CH20-HY Condition: PEAK_74 3m HF_91200_02360_231030 HORIZONTAL : RBW:1000.000kHz VBW:3000.000kHz SWT:Auto</p> <table border="1"> <thead> <tr> <th>Limit</th> <th>Read</th> <th>Ant</th> <th>Cable</th> <th>Preamp</th> <th>Aux</th> <th>APos</th> <th>TPos</th> <th>Remark</th> </tr> <tr> <th>Freq</th> <th>Level</th> <th>Line Margin</th> <th>Level Factor</th> <th>Loss Factor</th> <th>Factor</th> <th>Factor</th> <th>Factor</th> <th></th> </tr> <tr> <th>MHz</th> <th>dBuV/m</th> <th>dBuV/m</th> <th>dB</th> <th>dBuV</th> <th>dB/m</th> <th>dB</th> <th>dB</th> <th>cm</th> </tr> <tr> <th>deg</th> <th colspan="8"></th> </tr> </thead> <tbody> <tr> <td>1</td> <td>2412.00</td> <td>104.11</td> <td>-----</td> <td>-----</td> <td>94.44</td> <td>27.50</td> <td>8.74</td> <td>36.25</td> <td>9.68</td> <td>109</td> <td>20</td> <td>PEAK</td> </tr> </tbody> </table>	Limit	Read	Ant	Cable	Preamp	Aux	APos	TPos	Remark	Freq	Level	Line Margin	Level Factor	Loss Factor	Factor	Factor	Factor		MHz	dBuV/m	dBuV/m	dB	dBuV	dB/m	dB	dB	cm	deg									1	2412.00	104.11	-----	-----	94.44	27.50	8.74	36.25	9.68	109	20	PEAK
Limit	Read	Ant	Cable	Preamp	Aux	APos	TPos	Remark																																																																																												
Freq	Level	Line Margin	Level Factor	Loss Factor	Factor	Factor	Factor																																																																																													
MHz	dBuV/m	dBuV/m	dB	dBuV	dB/m	dB	dB	cm																																																																																												
deg																																																																																																				
1	2389.04	60.42	74.00	-13.58	50.98	27.31	8.69	36.24	9.68	109	20	PEAK																																																																																								
Limit	Read	Ant	Cable	Preamp	Aux	APos	TPos	Remark																																																																																												
Freq	Level	Line Margin	Level Factor	Loss Factor	Factor	Factor	Factor																																																																																													
MHz	dBuV/m	dBuV/m	dB	dBuV	dB/m	dB	dB	cm																																																																																												
deg																																																																																																				
1	2412.00	104.11	-----	-----	94.44	27.50	8.74	36.25	9.68	109	20	PEAK																																																																																								
Avg	<p>Site : 03CH20-HY Condition: AVG_BE_54 3m HF_91200_02360_231030 HORIZONTAL : RBW:1000.000kHz VBW:0.820kHz SWT:Auto</p> <table border="1"> <thead> <tr> <th>Limit</th> <th>Read</th> <th>Ant</th> <th>Cable</th> <th>Preamp</th> <th>Aux</th> <th>APos</th> <th>TPos</th> <th>Remark</th> </tr> <tr> <th>Freq</th> <th>Level</th> <th>Line Margin</th> <th>Level Factor</th> <th>Loss Factor</th> <th>Factor</th> <th>Factor</th> <th>Factor</th> <th></th> </tr> <tr> <th>MHz</th> <th>dBuV/m</th> <th>dBuV/m</th> <th>dB</th> <th>dBuV</th> <th>dB/m</th> <th>dB</th> <th>dB</th> <th>cm</th> </tr> <tr> <th>deg</th> <th colspan="8"></th> </tr> </thead> <tbody> <tr> <td>1</td> <td>2389.95</td> <td>42.78</td> <td>54.00</td> <td>-11.22</td> <td>33.35</td> <td>27.30</td> <td>8.69</td> <td>36.24</td> <td>9.68</td> <td>109</td> <td>20</td> <td>AVERAGE</td> </tr> </tbody> </table>	Limit	Read	Ant	Cable	Preamp	Aux	APos	TPos	Remark	Freq	Level	Line Margin	Level Factor	Loss Factor	Factor	Factor	Factor		MHz	dBuV/m	dBuV/m	dB	dBuV	dB/m	dB	dB	cm	deg									1	2389.95	42.78	54.00	-11.22	33.35	27.30	8.69	36.24	9.68	109	20	AVERAGE	<p>Site : 03CH20-HY Condition: AVG_54 3m HF_91200_02360_231030 HORIZONTAL : RBW:1000.000kHz VBW:0.820kHz SWT:Auto</p> <table border="1"> <thead> <tr> <th>Limit</th> <th>Read</th> <th>Ant</th> <th>Cable</th> <th>Preamp</th> <th>Aux</th> <th>APos</th> <th>TPos</th> <th>Remark</th> </tr> <tr> <th>Freq</th> <th>Level</th> <th>Line Margin</th> <th>Level Factor</th> <th>Loss Factor</th> <th>Factor</th> <th>Factor</th> <th>Factor</th> <th></th> </tr> <tr> <th>MHz</th> <th>dBuV/m</th> <th>dBuV/m</th> <th>dB</th> <th>dBuV</th> <th>dB/m</th> <th>dB</th> <th>dB</th> <th>cm</th> </tr> <tr> <th>deg</th> <th colspan="8"></th> </tr> </thead> <tbody> <tr> <td>1</td> <td>2412.00</td> <td>96.51</td> <td>-----</td> <td>-----</td> <td>86.85</td> <td>27.50</td> <td>8.73</td> <td>36.25</td> <td>9.68</td> <td>109</td> <td>20</td> <td>AVERAGE</td> </tr> </tbody> </table>	Limit	Read	Ant	Cable	Preamp	Aux	APos	TPos	Remark	Freq	Level	Line Margin	Level Factor	Loss Factor	Factor	Factor	Factor		MHz	dBuV/m	dBuV/m	dB	dBuV	dB/m	dB	dB	cm	deg									1	2412.00	96.51	-----	-----	86.85	27.50	8.73	36.25	9.68	109	20	AVERAGE
Limit	Read	Ant	Cable	Preamp	Aux	APos	TPos	Remark																																																																																												
Freq	Level	Line Margin	Level Factor	Loss Factor	Factor	Factor	Factor																																																																																													
MHz	dBuV/m	dBuV/m	dB	dBuV	dB/m	dB	dB	cm																																																																																												
deg																																																																																																				
1	2389.95	42.78	54.00	-11.22	33.35	27.30	8.69	36.24	9.68	109	20	AVERAGE																																																																																								
Limit	Read	Ant	Cable	Preamp	Aux	APos	TPos	Remark																																																																																												
Freq	Level	Line Margin	Level Factor	Loss Factor	Factor	Factor	Factor																																																																																													
MHz	dBuV/m	dBuV/m	dB	dBuV	dB/m	dB	dB	cm																																																																																												
deg																																																																																																				
1	2412.00	96.51	-----	-----	86.85	27.50	8.73	36.25	9.68	109	20	AVERAGE																																																																																								



Mode	7																																																																																	
	Band Edge																																																																																	
	2400-2483.5_802.11n HT20_CH01_2412MHz																																																																																	
ANT	1																																																																																	
Pol.	Vertical	Fundamental																																																																																
Peak	 <p>Site : 03CH20-HY Condition: PEAK_BE_74 3m HF_91200_02360_231030 VERTICAL : RBW:1000.000kHz VBW:3000.000kHz SWT:Auto</p> <table border="1"> <thead> <tr> <th>Limit</th> <th>Read</th> <th>Ant</th> <th>Cable</th> <th>Preamp</th> <th>Aux</th> <th>APos</th> <th>TPos</th> <th>Remark</th> </tr> <tr> <th>Freq</th> <th>Level</th> <th>Line Margin</th> <th>Level Factor</th> <th>Loss Factor</th> <th>Factor</th> <th>Factor</th> <th>Factor</th> <th></th> </tr> <tr> <th>MHz</th> <th>dBuV/m</th> <th>dBuV/m</th> <th>dB</th> <th>dBuV</th> <th>dB/m</th> <th>dB</th> <th>dB</th> <th>cm</th> </tr> </thead> <tbody> <tr> <td>1</td> <td>2389.69</td> <td>53.92</td> <td>74.00</td> <td>-20.08</td> <td>44.49</td> <td>27.30</td> <td>8.69</td> <td>36.24</td> <td>9.68</td> <td>400</td> <td>322</td> <td>PEAK</td> </tr> </tbody> </table>	Limit	Read	Ant	Cable	Preamp	Aux	APos	TPos	Remark	Freq	Level	Line Margin	Level Factor	Loss Factor	Factor	Factor	Factor		MHz	dBuV/m	dBuV/m	dB	dBuV	dB/m	dB	dB	cm	1	2389.69	53.92	74.00	-20.08	44.49	27.30	8.69	36.24	9.68	400	322	PEAK	 <p>Site : 03CH20-HY Condition: PEAK_74 3m HF_91200_02360_231030 VERTICAL : RBW:1000.000kHz VBW:3000.000kHz SWT:Auto</p> <table border="1"> <thead> <tr> <th>Limit</th> <th>Read</th> <th>Ant</th> <th>Cable</th> <th>Preamp</th> <th>Aux</th> <th>APos</th> <th>TPos</th> <th>Remark</th> </tr> <tr> <th>Freq</th> <th>Level</th> <th>Line Margin</th> <th>Level Factor</th> <th>Loss Factor</th> <th>Factor</th> <th>Factor</th> <th>Factor</th> <th></th> </tr> <tr> <th>MHz</th> <th>dBuV/m</th> <th>dBuV/m</th> <th>dB</th> <th>dBuV</th> <th>dB/m</th> <th>dB</th> <th>dB</th> <th>cm</th> </tr> </thead> <tbody> <tr> <td>1</td> <td>2412.00</td> <td>97.08</td> <td>-----</td> <td>-----</td> <td>87.42</td> <td>27.50</td> <td>8.73</td> <td>36.25</td> <td>9.68</td> <td>400</td> <td>322</td> <td>PEAK</td> </tr> </tbody> </table>	Limit	Read	Ant	Cable	Preamp	Aux	APos	TPos	Remark	Freq	Level	Line Margin	Level Factor	Loss Factor	Factor	Factor	Factor		MHz	dBuV/m	dBuV/m	dB	dBuV	dB/m	dB	dB	cm	1	2412.00	97.08	-----	-----	87.42	27.50	8.73	36.25	9.68	400	322	PEAK
Limit	Read	Ant	Cable	Preamp	Aux	APos	TPos	Remark																																																																										
Freq	Level	Line Margin	Level Factor	Loss Factor	Factor	Factor	Factor																																																																											
MHz	dBuV/m	dBuV/m	dB	dBuV	dB/m	dB	dB	cm																																																																										
1	2389.69	53.92	74.00	-20.08	44.49	27.30	8.69	36.24	9.68	400	322	PEAK																																																																						
Limit	Read	Ant	Cable	Preamp	Aux	APos	TPos	Remark																																																																										
Freq	Level	Line Margin	Level Factor	Loss Factor	Factor	Factor	Factor																																																																											
MHz	dBuV/m	dBuV/m	dB	dBuV	dB/m	dB	dB	cm																																																																										
1	2412.00	97.08	-----	-----	87.42	27.50	8.73	36.25	9.68	400	322	PEAK																																																																						
Avg	 <p>Site : 03CH20-HY Condition: AVG_BE_54 3m HF_91200_02360_231030 VERTICAL : RBW:1000.000kHz VBW:0.820kHz SWT:Auto</p> <table border="1"> <thead> <tr> <th>Limit</th> <th>Read</th> <th>Ant</th> <th>Cable</th> <th>Preamp</th> <th>Aux</th> <th>APos</th> <th>TPos</th> <th>Remark</th> </tr> <tr> <th>Freq</th> <th>Level</th> <th>Line Margin</th> <th>Level Factor</th> <th>Loss Factor</th> <th>Factor</th> <th>Factor</th> <th>Factor</th> <th></th> </tr> <tr> <th>MHz</th> <th>dBuV/m</th> <th>dBuV/m</th> <th>dB</th> <th>dBuV</th> <th>dB/m</th> <th>dB</th> <th>dB</th> <th>cm</th> </tr> </thead> <tbody> <tr> <td>1</td> <td>2389.69</td> <td>39.87</td> <td>54.00</td> <td>-14.13</td> <td>30.44</td> <td>27.30</td> <td>8.69</td> <td>36.24</td> <td>9.68</td> <td>400</td> <td>322</td> <td>AVERAGE</td> </tr> </tbody> </table>	Limit	Read	Ant	Cable	Preamp	Aux	APos	TPos	Remark	Freq	Level	Line Margin	Level Factor	Loss Factor	Factor	Factor	Factor		MHz	dBuV/m	dBuV/m	dB	dBuV	dB/m	dB	dB	cm	1	2389.69	39.87	54.00	-14.13	30.44	27.30	8.69	36.24	9.68	400	322	AVERAGE	 <p>Site : 03CH20-HY Condition: AVG_54 3m HF_91200_02360_231030 VERTICAL : RBW:1000.000kHz VBW:0.820kHz SWT:Auto</p> <table border="1"> <thead> <tr> <th>Limit</th> <th>Read</th> <th>Ant</th> <th>Cable</th> <th>Preamp</th> <th>Aux</th> <th>APos</th> <th>TPos</th> <th>Remark</th> </tr> <tr> <th>Freq</th> <th>Level</th> <th>Line Margin</th> <th>Level Factor</th> <th>Loss Factor</th> <th>Factor</th> <th>Factor</th> <th>Factor</th> <th></th> </tr> <tr> <th>MHz</th> <th>dBuV/m</th> <th>dBuV/m</th> <th>dB</th> <th>dBuV</th> <th>dB/m</th> <th>dB</th> <th>dB</th> <th>cm</th> </tr> </thead> <tbody> <tr> <td>1</td> <td>2412.00</td> <td>89.61</td> <td>-----</td> <td>-----</td> <td>79.94</td> <td>27.50</td> <td>8.74</td> <td>36.25</td> <td>9.68</td> <td>400</td> <td>322</td> <td>AVERAGE</td> </tr> </tbody> </table>	Limit	Read	Ant	Cable	Preamp	Aux	APos	TPos	Remark	Freq	Level	Line Margin	Level Factor	Loss Factor	Factor	Factor	Factor		MHz	dBuV/m	dBuV/m	dB	dBuV	dB/m	dB	dB	cm	1	2412.00	89.61	-----	-----	79.94	27.50	8.74	36.25	9.68	400	322	AVERAGE
Limit	Read	Ant	Cable	Preamp	Aux	APos	TPos	Remark																																																																										
Freq	Level	Line Margin	Level Factor	Loss Factor	Factor	Factor	Factor																																																																											
MHz	dBuV/m	dBuV/m	dB	dBuV	dB/m	dB	dB	cm																																																																										
1	2389.69	39.87	54.00	-14.13	30.44	27.30	8.69	36.24	9.68	400	322	AVERAGE																																																																						
Limit	Read	Ant	Cable	Preamp	Aux	APos	TPos	Remark																																																																										
Freq	Level	Line Margin	Level Factor	Loss Factor	Factor	Factor	Factor																																																																											
MHz	dBuV/m	dBuV/m	dB	dBuV	dB/m	dB	dB	cm																																																																										
1	2412.00	89.61	-----	-----	79.94	27.50	8.74	36.25	9.68	400	322	AVERAGE																																																																						



Mode	7																																																																											
	Harmonic																																																																											
	2400-2483.5_802.11n_HT20_CH01_2412MHz																																																																											
ANT	1																																																																											
Pol.	Horizontal	Vertical																																																																										
Peak Avg	<p>Site : 03CH20-HY Condition: PEAK_74 3m HF_91200_02360_231030 HORIZONTAL</p> <table border="1"> <thead> <tr> <th>Limit</th> <th>Read</th> <th>Ant</th> <th>Cable</th> <th>Preamp</th> <th>Aux</th> <th>APos</th> <th>TPos</th> <th>Remark</th> </tr> <tr> <th>Freq</th> <th>Level</th> <th>Line</th> <th>Margin</th> <th>Level</th> <th>Factor</th> <th>Loss</th> <th>Factor</th> <th>Factor</th> </tr> <tr> <th>MHz</th> <th>dBuV/m</th> <th>dBuV/m</th> <th>dB</th> <th>dBuV</th> <th>dB/m</th> <th>dB</th> <th>dB</th> <th>dB</th> </tr> </thead> <tbody> <tr> <td>1 4824.00</td> <td>45.89</td> <td>74.00</td> <td>-28.11</td> <td>37.97</td> <td>32.19</td> <td>12.46</td> <td>37.52</td> <td>0.79</td> <td>-- -- PEAK</td> </tr> </tbody> </table>	Limit	Read	Ant	Cable	Preamp	Aux	APos	TPos	Remark	Freq	Level	Line	Margin	Level	Factor	Loss	Factor	Factor	MHz	dBuV/m	dBuV/m	dB	dBuV	dB/m	dB	dB	dB	1 4824.00	45.89	74.00	-28.11	37.97	32.19	12.46	37.52	0.79	-- -- PEAK	<p>Site : 03CH20-HY Condition: PEAK_74 3m HF_91200_02360_231030 VERTICAL</p> <table border="1"> <thead> <tr> <th>Limit</th> <th>Read</th> <th>Ant</th> <th>Cable</th> <th>Preamp</th> <th>Aux</th> <th>APos</th> <th>TPos</th> <th>Remark</th> </tr> <tr> <th>Freq</th> <th>Level</th> <th>Line</th> <th>Margin</th> <th>Level</th> <th>Factor</th> <th>Loss</th> <th>Factor</th> <th>Factor</th> </tr> <tr> <th>MHz</th> <th>dBuV/m</th> <th>dBuV/m</th> <th>dB</th> <th>dBuV</th> <th>dB/m</th> <th>dB</th> <th>dB</th> <th>dB</th> </tr> </thead> <tbody> <tr> <td>1 4824.00</td> <td>45.10</td> <td>74.00</td> <td>-28.90</td> <td>37.18</td> <td>32.19</td> <td>12.46</td> <td>37.52</td> <td>0.79</td> <td>-- -- PEAK</td> </tr> </tbody> </table>	Limit	Read	Ant	Cable	Preamp	Aux	APos	TPos	Remark	Freq	Level	Line	Margin	Level	Factor	Loss	Factor	Factor	MHz	dBuV/m	dBuV/m	dB	dBuV	dB/m	dB	dB	dB	1 4824.00	45.10	74.00	-28.90	37.18	32.19	12.46	37.52	0.79	-- -- PEAK
Limit	Read	Ant	Cable	Preamp	Aux	APos	TPos	Remark																																																																				
Freq	Level	Line	Margin	Level	Factor	Loss	Factor	Factor																																																																				
MHz	dBuV/m	dBuV/m	dB	dBuV	dB/m	dB	dB	dB																																																																				
1 4824.00	45.89	74.00	-28.11	37.97	32.19	12.46	37.52	0.79	-- -- PEAK																																																																			
Limit	Read	Ant	Cable	Preamp	Aux	APos	TPos	Remark																																																																				
Freq	Level	Line	Margin	Level	Factor	Loss	Factor	Factor																																																																				
MHz	dBuV/m	dBuV/m	dB	dBuV	dB/m	dB	dB	dB																																																																				
1 4824.00	45.10	74.00	-28.90	37.18	32.19	12.46	37.52	0.79	-- -- PEAK																																																																			