



FCC RADIO TEST REPORT

FCC ID : HLZA24007
Equipment : Tablet PC
Brand Name : acer
Model Name : A24007
Marketing Name : Acer Iconia V10, V10-21
Applicant : Acer Incorporated
8F., No. 88, Sec. 1, Xintai 5th Rd., Xizhi Dist., New
Taipei City 22181, Taiwan (R.O.C)
Manufacturer : Acer Incorporated
8F., No. 88, Sec. 1, Xintai 5th Rd., Xizhi Dist., New
Taipei City 22181, Taiwan (R.O.C)
Standard : FCC Part 15 Subpart C §15.247

The product was received on Aug. 20, 2024 and testing was performed from Aug. 30, 2024 to Sep. 23, 2024. We, Sporton International Inc. Wensan Laboratory, would like to declare that the tested sample has been evaluated in accordance with the test procedures and has been in compliance with the applicable technical standards.

The test results in this report apply exclusively to the tested model / sample. Without written approval from Sporton International Inc. Wensan Laboratory, the test report shall not be reproduced except in full.

Louis Wu

Approved by: Louis Wu

Sporton International Inc. Wensan Laboratory

No.58, Aly. 75, Ln. 564, Wenhua 3rd, Rd., Guishan Dist., Taoyuan City 333010, Taiwan (R.O.C.)



Table of Contents

History of this test report..... 3

Summary of Test Result..... 4

1 General Description 5

 1.1 Product Feature of Equipment Under Test..... 5

 1.2 Modification of EUT 6

 1.3 Testing Location 6

 1.4 Applicable Standards..... 6

2 Test Configuration of Equipment Under Test 7

 2.1 Carrier Frequency and Channel 7

 2.2 Test Mode..... 8

 2.3 Connection Diagram of Test System..... 8

 2.4 Support Unit used in test configuration and system 9

 2.5 EUT Operation Test Setup 9

 2.6 Measurement Results Explanation Example..... 9

3 Test Result 10

 3.1 6dB and 99% Bandwidth Measurement 10

 3.2 Output Power Measurement..... 11

 3.3 Power Spectral Density Measurement 12

 3.4 Conducted Band Edges and Spurious Emission Measurement 13

 3.5 Radiated Band Edges and Spurious Emission Measurement 14

 3.6 AC Conducted Emission Measurement..... 18

 3.7 Antenna Requirements 20

4 List of Measuring Equipment..... 21

5 Measurement Uncertainty 22

Appendix A. Conducted Test Results

Appendix B. AC Conducted Emission Test Result

Appendix C. Radiated Spurious Emission Test Data

Appendix D. Duty Cycle Plots

Appendix E. Setup Photographs



History of this test report

Report No.	Version	Description	Issue Date
FR482028C	01	Initial issue of report	Oct. 11, 2024
FR482028C	02	Revise Product Feature This report is an updated version, replacing the report issued on Oct. 11, 2024.	Oct. 15, 2024



Summary of Test Result

Report Clause	Ref Std. Clause	Test Items	Result (PASS/FAIL)	Remark
3.1	15.247(a)(2)	6dB Bandwidth	Pass	-
3.1	2.1049	99% Occupied Bandwidth	Reporting only	-
3.2	15.247(b)	Power Output Measurement	Pass	-
3.3	15.247(e)	Power Spectral Density	Pass	-
3.4	15.247(d)	Conducted Band Edges	Pass	-
		Conducted Spurious Emission	Pass	-
3.5	15.247(d)	Radiated Band Edges and Radiated Spurious Emission	Pass	2.58 dB under the limit at 4874.00 MHz
3.6	15.207	AC Conducted Emission	Pass	18.05 dB under the limit at 0.20 MHz z
3.7	15.203	Antenna Requirement	Pass	-

Conformity Assessment Condition:

1. The test results (PASS/FAIL) with all measurement uncertainty excluded are presented against the regulation limits or in accordance with the requirements stipulated by the applicant/manufacturer who shall bear all the risks of non-compliance that may potentially occur if measurement uncertainty is taken into account.
2. The measurement uncertainty please refer to each test result in the section "Measurement Uncertainty".

Disclaimer:

The product specifications of the EUT presented in the test report that may affect the test assessments are declared by the manufacturer who shall take full responsibility for the authenticity.

Reviewed by: Wei Chen**Report Producer: Ming Chen**



1 General Description

1.1 Product Feature of Equipment Under Test

Product Feature		
General Specs Bluetooth, Wi-Fi 2.4GHz 802.11b/g/n, Wi-Fi 5GHz 802.11a/n/ac, and GNSS.		
Antenna Type WLAN: PIFA Antenna Bluetooth: PIFA Antenna GPS / Glonass / BDS: PIFA Antenna		
Antenna information		
2400 MHz ~ 2483.5 MHz	Peak Gain (dBi)	-0.45

Remark: The EUT's information above is declared by manufacturer. Please refer to Disclaimer in report summary.

SKU List				
Model	SKU1_4G+64G	SKU2_4G+64G	SKU3_4G+128G	SKU4_4G+128G
RAM	Shenzhen Longsys Electronics Co., Ltd. MLXC4004G-W6	SHENZHEN GCAIELECTRONICTECHNOLOGY Co., Ltd. GD84D32MJ0-42C2	Shenzhen Longsys Electronics Co., Ltd. MLXC4004G-W6	SHENZHEN GCAIELECTRONICTECHNOLOGY Co., Ltd. GD84D32MJ0-42C2
ROM	Shenzhen Longsys Electronics Co., Ltd. FEMDNN064G-A3A55	Shenzhen Techwinsemi Technology Co., Ltd. UEMCGS63S0	Shenzhen Longsys Electronics Co., Ltd. FEMDNN128G-A3V01	Shenzhen Techwinsemi Technology Co., Ltd. UEMDGS63S0
Front Camera	SHENZHEN KE YI TAI ELECTRONIC Co., Ltd. GC05A2 5M	Shenzhen Hongyou Electronic Technology Co., Ltd. GC05A2 5M	SHENZHEN KE YI TAI ELECTRONIC Co., Ltd. GC05A2 5M	Shenzhen Hongyou Electronic Technology Co., Ltd. GC05A2 5M
Rear Camera	SHENZHEN KE YI TAI ELECTRONIC Co., Ltd. S5K4H8 8M	Shenzhen Hongyou Electronic Technology Co., Ltd. S5K4H8 8M	SHENZHEN KE YI TAI ELECTRONIC Co., Ltd. S5K4H8 8M	Shenzhen Hongyou Electronic Technology Co., Ltd. S5K4H8 8M



1.2 Modification of EUT

No modifications made to the EUT during the testing.

1.3 Testing Location

Test Site	Sporton International Inc. Wensan Laboratory
Test Site Location	No.58, Aly. 75, Ln. 564, Wenhua 3rd, Rd., Guishan Dist., Taoyuan City 333010 TEL: +886-3-327-0868 FAX: +886-3-327-0855
Test Site No.	Sporton Site No. TH05-HY, CO07-HY, 03CH20-HY

Note: The test site complies with ANSI C63.4 2014 requirement.

FCC designation No.: TW3786

1.4 Applicable Standards

According to the specifications declared by the manufacturer, the EUT must comply with the requirements of the following standards:

- ♦ FCC Part 15 Subpart C §15.247
- ♦ FCC KDB Publication No. 558074 D01 15.247 Meas Guidance v05r02
- ♦ FCC KDB 414788 D01 Radiated Test Site v01r01.
- ♦ ANSI C63.10-2013

Remark:

1. All the test items were validated and recorded in accordance with the standards without any modification during the testing.
2. The TAF code is not including all the FCC KDB listed without accreditation.



2 Test Configuration of Equipment Under Test

- a. The EUT has been associated with peripherals and configuration operated in a manner tended to maximize its emission characteristics in a typical application. Frequency range investigated: conduction emission (150 kHz to 30 MHz), radiation emission (9 kHz to the 10th harmonic of the highest fundamental frequency or to 40 GHz, whichever is lower). For radiated measurement, the measured emission level of the EUT was maximized by rotating the EUT on a turntable, adjusting the orientation of the EUT and EUT antenna in three orthogonal axis (X: flat, Y: portrait, Z: landscape), and adjusting the measurement antenna orientation, following C63.10 exploratory test procedures and only the worst case emissions were reported in this report.

- b. AC power line Conducted Emission was tested under maximum output power.

2.1 Carrier Frequency and Channel

Frequency Band	Channel	Freq. (MHz)	Channel	Freq. (MHz)
2400-2483.5 MHz	1	2412	7	2442
	2	2417	8	2447
	3	2422	9	2452
	4	2427	10	2457
	5	2432	11	2462
	6	2437		

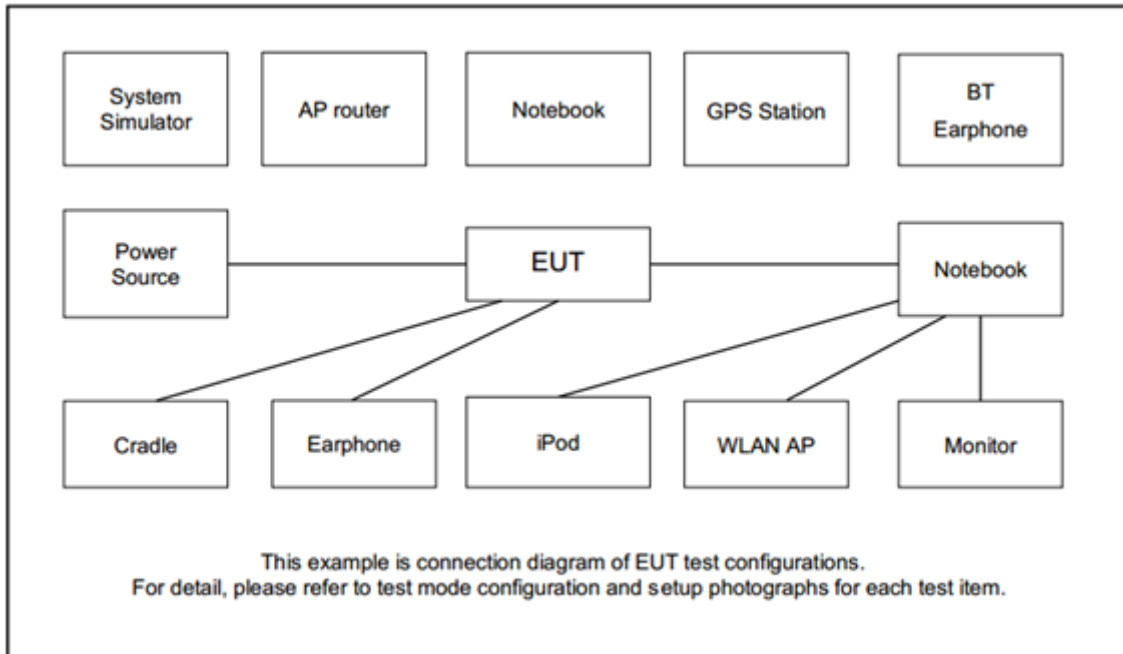
2.2 Test Mode

The final test modes include the worst data rates for each modulation shown in the table below.

Modulation	Data Rate
802.11b	1 Mbps
802.11g	6 Mbps
802.11n HT20	MCS0

Test Cases	
AC Conducted Emission	Mode 1 :WLAN (2.4GHz) Link + Bluetooth Link + USB Cable (Charging from AC Adapter) + Battery for SKU4_4G+128G
Remark: For Radiated Test Cases, the tests were performed with SKU4_4G+128G.	

2.3 Connection Diagram of Test System





2.4 Support Unit used in test configuration and system

Item	Equipment	Brand Name	Model Name	FCC ID	Data Cable	Power Cord
1.	Bluetooth Earphone	Sony Ericsson	MW600	PY7DDA-2029	N/A	N/A
2.	WLAN AP	Netgear	RAXE500	PY320300508	N/A	Unshielded, 1.8 m
3.	Notebook	DELL	Latitude 3400	FCC DoC	N/A	AC I/P: Unshielded, 1.2 m DC O/P: Shielded, 1.8 m
4.	Earphone	MOTO	JYN1181B	N/A	N/A	Unshielded, 1.2 m

2.5 EUT Operation Test Setup

The RF test items, make the EUT (SW: Acer_AV0U0_M10-21_RV00RB01_PAPAP_GEN1) get into the engineering modes to provide channel selection, power level, data rate and the application type and for continuous transmitting signals.

2.6 Measurement Results Explanation Example

For all conducted test items:

The offset level is set in the spectrum analyzer to compensate the RF cable loss and attenuator factor between EUT conducted output port and spectrum analyzer. With the offset compensation, the spectrum analyzer reading level is exactly the EUT RF output level.

Example:

The spectrum analyzer offset is derived from RF cable loss and attenuator factor.

Offset = RF cable loss + attenuator factor.

Following shows an offset computation example with cable loss 4.2 dB and 10 dB attenuator.

$$\begin{aligned} \text{Offset(dB)} &= \text{RF cable loss(dB)} + \text{attenuator factor(dB)}. \\ &= 4.2 + 10 = 14.2 \text{ (dB)} \end{aligned}$$

3 Test Result

3.1 6dB and 99% Bandwidth Measurement

3.1.1 Limit of 6dB and 99% Bandwidth

The minimum 6 dB bandwidth shall be at least 500 kHz.

3.1.2 Measuring Instruments

Please refer to the measuring equipment list in this test report.

3.1.3 Test Procedures

1. The testing follows the ANSI C63.10 Section 6.9.3 (OBW) and 11.8.1 (6dB BW).
2. The RF output of EUT is connected to the spectrum analyzer by RF cable and attenuator. The path loss is compensated to the results for each measurement.
3. Set the maximum power setting and enable the EUT to transmit continuously.
4. Make the measurement with the spectrum analyzer's resolution bandwidth (RBW) = 100 kHz. Set the Video bandwidth (VBW) = 300 kHz. In order to make an accurate measurement. The 6 dB bandwidth must be greater than 500 kHz.
5. For 99% Bandwidth Measurement, the spectrum analyzer's resolution bandwidth (RBW) is set 1-5% of the emission bandwidth and set the Video bandwidth (VBW) $\geq 3 * RBW$.
6. Measure and record the results in the test report.

3.1.4 Test Setup



3.1.5 Test Result of 6dB and 99% Occupied Bandwidth

Please refer to Appendix A.

3.2 Output Power Measurement

3.2.1 Limit of Output Power

For systems using digital modulation in the 2400-2483.5 MHz, the limit for output power is 30 dBm. If transmitting antenna with directional gain greater than 6 dBi is used, the peak output power from the intentional radiator shall be reduced below the above stated value by the amount in dB that the directional gain of the antenna exceeds 6 dBi. In case of point-to-point operation, the limit has to be reduced by 1 dB for every 3 dB that the directional gain of the antenna exceeds 6 dBi.

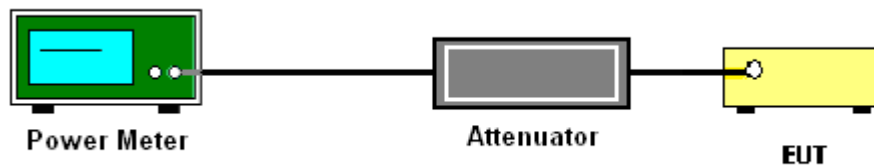
3.2.2 Measuring Instruments

Please refer to the measuring equipment list in this test report.

3.2.3 Test Procedures

1. For Average Power, the testing follows ANSI C63.10 Section 11.9.2.3.2 Method AVGPM-G
2. The RF output of EUT is connected to the power meter by RF cable and attenuator. The path loss is compensated to the results for each measurement.
3. Set the maximum power setting and enable the EUT to transmit continuously.
4. Measure the conducted output power and record the results in the test report.

3.2.4 Test Setup



3.2.5 Test Result of Average Output Power

Please refer to Appendix A.

3.3 Power Spectral Density Measurement

3.3.1 Limit of Power Spectral Density

The peak power spectral density shall not be greater than 8 dBm in any 3 kHz band at any time interval of continuous transmission.

3.3.2 Measuring Instruments

Please refer to the measuring equipment list in this test report.

3.3.3 Test Procedures

1. The testing follows the ANSI C63.10 Section 11.10.2 Method PKPSD.
2. The RF output of EUT is connected to the spectrum analyzer by RF cable and attenuator. The path loss is compensated to the results for each measurement.
3. Set the maximum power setting and enable the EUT to transmit continuously.
4. Make the measurement with the spectrum analyzer's resolution bandwidth (RBW) = 3 kHz. Video bandwidth VBW = 10 kHz In order to make an accurate measurement, set the span to 1.5 times DTS Channel Bandwidth. (6dB BW)
5. Detector = peak, Sweep time = auto couple, Trace mode = max hold, Allow trace to fully stabilize. Use the peak marker function to determine the maximum power level.
6. Measure and record the results in the test report.

3.3.4 Test Setup



3.3.5 Test Result of Power Spectral Density

Please refer to Appendix A.

3.4 Conducted Band Edges and Spurious Emission Measurement

3.4.1 Limit of Conducted Band Edges and Spurious Emission Measurement

In any 100 kHz bandwidth outside of the authorized frequency band, the emissions which fall in the non-restricted bands shall be attenuated at least 20 dB / 30dB relative to the maximum PSD level in 100 kHz by RF conducted measurement.

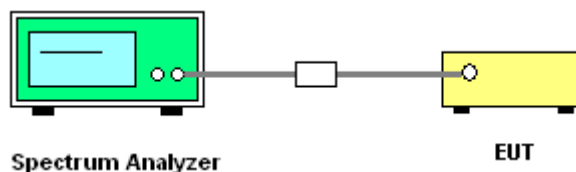
3.4.2 Measuring Instruments

Please refer to the measuring equipment list in this test report.

3.4.3 Test Procedures

1. The testing follows the ANSI C63.10 Section 11.11.3 Emission level measurement.
2. The RF output of EUT is connected to the spectrum analyzer by RF cable and attenuator. The path loss is compensated to the results for each measurement.
3. Set the maximum power setting and enable the EUT to transmit continuously.
4. Set RBW = 100 kHz, VBW=300 kHz, Peak Detector. Unwanted Emissions measured in any 100 kHz bandwidth outside of the authorized frequency band shall be attenuated by at least 20 dB relative to the maximum in-band peak PSD level in 100 kHz when maximum peak conducted output power procedure is used. If the transmitter complies with the conducted power limits based on the use of RMS averaging over a time interval, the attenuation required under this paragraph shall be 30 dB instead of 20 dB per 15.247(d).
5. Measure and record the results in the test report.
6. The RF fundamental frequency should be excluded against the limit line in the operating frequency band.

3.4.4 Test Setup



3.4.5 Test Result of Conducted Band Edges and Spurious Emission

Please refer to Appendix A.



3.5 Radiated Band Edges and Spurious Emission Measurement

3.5.1 Limit of Radiated band edge and Spurious Emission Measurement

In any 100 kHz bandwidth outside the intentional radiator frequency band, all harmonics/spurious must be at least 20 dB below the highest emission level within the authorized band. If the output power of this device is measured by spectrum analyzer, the attenuation under this paragraph shall be 30 dB instead of 20 dB. In addition, radiated emissions which fall in the restricted bands must also comply with the limits as below.

Frequency (MHz)	Field Strength (microvolts/meter)	Measurement Distance (meters)
0.009 – 0.490	2400/F(kHz)	300
0.490 – 1.705	24000/F(kHz)	30
1.705 – 30.0	30	30
30 – 88	100	3
88 – 216	150	3
216 - 960	200	3
Above 960	500	3

3.5.2 Measuring Instruments

Please refer to the measuring equipment list in this test report.

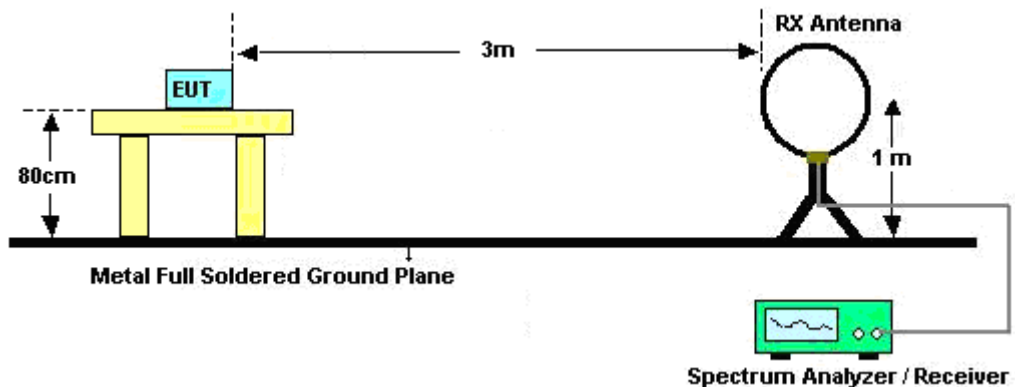
3.5.3 Test Procedures

1. The testing follows the ANSI C63.10 Section 11.12.1 Radiated emission measurements.
2. The EUT is arranged to its worst case and then tune the antenna tower (from 1 m to 4 m) and turntable (from 0 degree to 360 degrees) to find the maximum reading. A pre-amp and a high pass filter are used for the test in order to get better signal level.
3. The EUT is placed on a turntable with 0.8 meter for frequency below 1 GHz and 1.5 meter for frequency above 1 GHz respectively above ground.
4. The EUT is set 3 meters away from the receiving antenna, which is mounted on the top of a variable height antenna tower.
5. Corrected Reading: Antenna Factor + Cable Loss + Read Level - Preamp Factor = Level
6. Radiated testing below 1 GHz is performed by adjusting the antenna tower from 1 m to 4 m and by rotating the turn table from 0 degree to 360 degrees to find the peak maximum hold reading. When there is no suspected emission found and the emission level is with at least 6 dB margin against QP limit line, the position is marked as “-“.

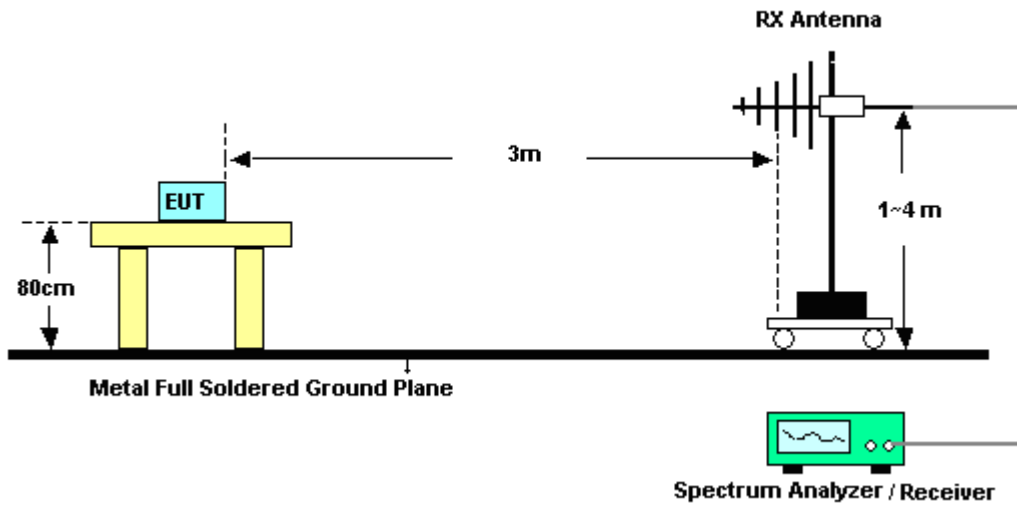
7. Radiated testing above 1 GHz is performed by adjusting the antenna tower from 1 m to 4 m and by rotating the turn table from 0 degree to 360 degrees to find the peak maximum hold reading for scanning all frequencies. When there is no suspected emission found and the harmonic emission level is with at least 6 dB margin against average limit line, the position is marked as “-“.
8. Use the following spectrum analyzer settings:
 - (1) Span shall wide enough to fully capture the emission being measured;
 - (2) Set RBW = 100 kHz for $f < 1$ GHz; VBW \geq RBW; Sweep = auto; Detector function = peak; Trace = max hold;
 - (3) Set RBW = 1 MHz, VBW = 3 MHz for $f \geq 1$ GHz for peak measurement.For average measurement:
 - VBW = 10 Hz, when duty cycle is no less than 98 percent.
 - VBW $\geq 1/T$, when duty cycle is less than 98 percent where T is the minimum transmission duration over which the transmitter is on and is transmitting at its maximum power control level for the tested mode of operation.

3.5.4 Test Setup

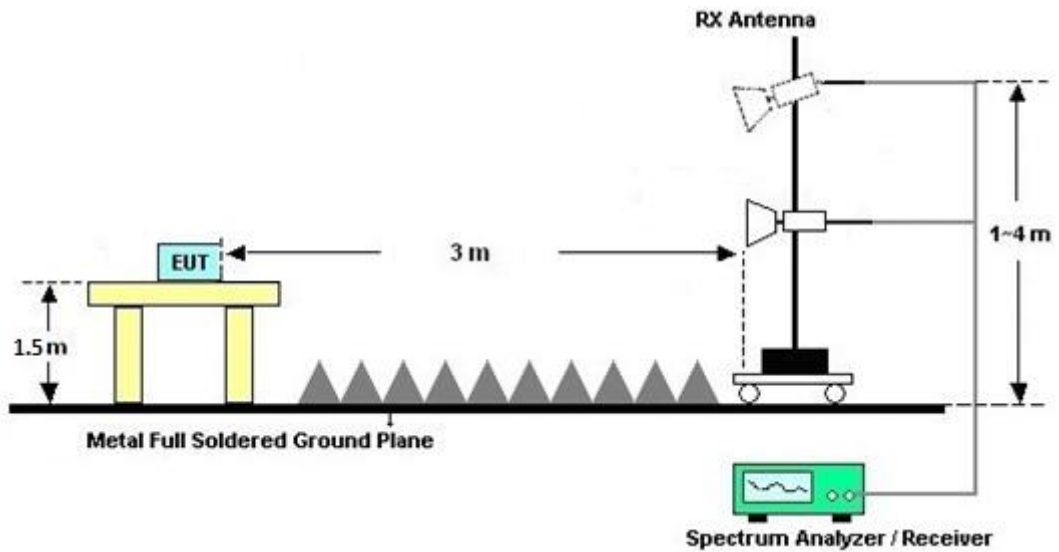
For radiated emissions below 30MHz



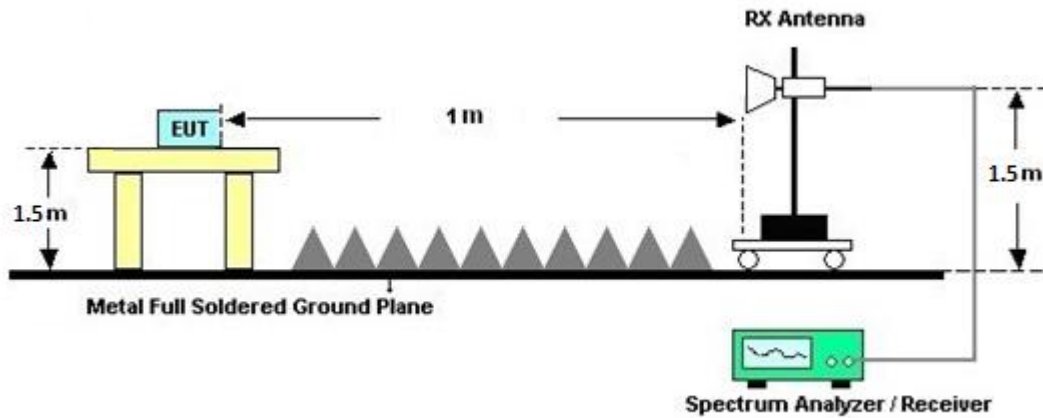
For radiated emissions from 30MHz to 1GHz



For radiated test from 1GHz to 18GHz



For radiated test above 18GHz



3.5.5 Test Results of Radiated Spurious Emissions (9kHz ~ 30MHz)

The low frequency, which starts from 9 kHz to 30 MHz, is pre-scanned and the result which is 20 dB lower than the limit line is not reported.

There is adequate comparison measurement of both open-field test site and alternative test site - semi-Anechoic chamber according to 414788 D01 Radiated Test Site v01r01, and the result comes out very similar.

3.5.6 Test Result of Radiated Spurious at Band Edges

Please refer to Appendix C.

3.5.7 Duty Cycle

Please refer to Appendix D.

3.5.8 Test Result of Radiated Spurious Emission (30MHz ~ 10th Harmonic)

Please refer to Appendix C.



3.6 AC Conducted Emission Measurement

3.6.1 Limit of AC Conducted Emission

For equipment that is designed to be connected to the public utility (AC) power line, the radio frequency voltage that is conducted back onto the AC power line on any frequency or frequencies within the band 150 kHz to 30 MHz shall not exceed the limits in the following table.

Frequency of Emission (MHz)	Conducted Limit (dBµV)	
	Quasi-Peak	Average
0.15-0.5	66 to 56*	56 to 46*
0.5-5	56	46
5-30	60	50

*Decreases with the logarithm of the frequency.

3.6.2 Measuring Instruments

Please refer to the measuring equipment list in this test report.

3.6.3 Test Procedures

1. The EUT is placed 0.4 meter away from the conducting wall of the shielding room, and is kept at least 80 centimeters from any other grounded conducting surface.
2. Connect EUT to the power mains through a line impedance stabilization network (LISN).
3. All the support units are connecting to the other LISN.
4. The LISN provides 50 ohm coupling impedance for the measuring instrument.
5. The FCC states that a 50 ohm, 50 microhenry LISN shall be used.
6. Both Line and Neutral shall be tested in order to find out the maximum conducted emission.
7. The frequency range from 150 kHz to 30 MHz is scanned.
8. Set the test-receiver system to Peak Detect Function and specified bandwidth (IF bandwidth = 9kHz) with Maximum Hold Mode.

3.6.4 Test Setup



3.6.5 Test Result of AC Conducted Emission

Please refer to Appendix B.



3.7 Antenna Requirements

3.7.1 Standard Applicable

An intentional radiator shall be designed to ensure that no antenna other than that furnished by the responsible party shall be used with the device. The use of a permanently attached antenna or of an antenna that uses a unique coupling to the intentional radiator shall be considered sufficient to comply with the provisions of this section. The manufacturer may design the unit so that a broken antenna can be replaced by the user, but the use of a standard antenna jack or electrical connector is prohibited. This requirement does not apply to carrier current devices or to devices operated under the provisions of §§ 15.211, 15.213, 15.217, 15.219, 15.221, or § 15.236. Further, this requirement does not apply to intentional radiators that must be professionally installed, such as perimeter protection systems and some field disturbance sensors, or to other intentional radiators which, in accordance with § 15.31(d), must be measured at the installation site. However, the installer shall be responsible for ensuring that the proper antenna is employed so that the limits in this part are not exceeded.

3.7.2 Antenna Anti-Replacement Construction

Antenna permanently attached.



4 List of Measuring Equipment

Instrument	Brand Name	Model No.	Serial No.	Characteristics	Calibration Date	Test Date	Due Date	Remark
EMI Test Receiver	Keysight	N9038A(MXE)	MY54130085	N/A	Oct. 06, 2023	Sep. 14, 2024~ Sep. 20, 2024	Oct. 05, 2024	Radiation (03CH20-HY)
Loop Antenna	Rohde & Schwarz	HFH2-Z2	100488	9 kHz~30 MHz	Aug. 29, 2024	Sep. 14, 2024~ Sep. 20, 2024	Aug. 28, 2025	Radiation (03CH20-HY)
Preamplifier	EMEC	EM18G40G	060801	18GHz~40GHz	May 27, 2024	Sep. 14, 2024~ Sep. 20, 2024	May 26, 2025	Radiation (03CH20-HY)
Controller	ChainTek	3000-1	N/A	Control Turn table & Ant Mast	N/A	Sep. 14, 2024~ Sep. 20, 2024	N/A	Radiation (03CH20-HY)
Antenna Mast	ChainTek	MBS-520-1	N/A	1m~4m	N/A	Sep. 14, 2024~ Sep. 20, 2024	N/A	Radiation (03CH20-HY)
Turn Table	ChainTek	T-200-S-1	N/A	0~360 Degree	N/A	Sep. 14, 2024~ Sep. 20, 2024	N/A	Radiation (03CH20-HY)
Signal Analyzer	Keysight	N9010B	MY60240520	N/A	Dec. 12, 2023	Sep. 14, 2024~ Sep. 20, 2024	Dec. 11, 2024	Radiation (03CH20-HY)
Bilog Antenna	TESEQ	CBL 6111D&00802N1 D01N-06	55606 & 08	30MHz~1GHz	Oct. 20, 2023	Sep. 14, 2024~ Sep. 20, 2024	Oct. 19, 2024	Radiation (03CH20-HY)
Horn Antenna	SCHWARZBE CK	BBHA 9120 D	02360	1GHz-18GHz	Oct. 30, 2023	Sep. 14, 2024~ Sep. 20, 2024	Oct. 29, 2024	Radiation (03CH20-HY)
SHF-EHF Horn Antenna	SCHWARZBE CK	BBHA 9170	1224	18GHz-40GHz	Jun. 24, 2024	Sep. 14, 2024~ Sep. 20, 2024	Jun. 23, 2025	Radiation (03CH20-HY)
Preamplifier	COM-POWER	PAM-103	18020201	1MHz-1000MHz	Jan. 01, 2024	Sep. 14, 2024~ Sep. 20, 2024	Dec. 31, 2024	Radiation (03CH20-HY)
Amplifier	EMCI	EMC118A45SE	980792	N/A	Nov. 13, 2023	Sep. 14, 2024~ Sep. 20, 2024	Nov. 12, 2024	Radiation (03CH20-HY)
RF Cable	HUBER + SUHNER	SUCOFLEX 102	519229/2,804 015/2,804027 /2	N/A	Jan. 17, 2024	Sep. 14, 2024~ Sep. 20, 2024	Jan. 16, 2025	Radiation (03CH20-HY)
Hygrometer	TECPEL	DTM-303A	TP211382	N/A	Mar. 27, 2024	Sep. 14, 2024~ Sep. 20, 2024	Mar. 26, 2025	Radiation (03CH20-HY)
Software	Audix	N/A	RK-002156	N/A	N/A	Sep. 14, 2024~ Sep. 20, 2024	N/A	Radiation (03CH20-HY)
Hygrometer	TECPEL	DTM-303A	TP201996	N/A	Nov. 07, 2023	Aug. 30, 2024~ Sep. 23, 2024	Nov. 06, 2024	Conducted (TH05-HY)
Power Sensor	DARE	RPR3006W	15100041SNO 10 (NO:248)	10MHz~6GHz	Jan. 10, 2024	Aug. 30, 2024~ Sep. 23, 2024	Jan. 09, 2025	Conducted (TH05-HY)
Signal Analyzer	Rohde & Schwarz	FSV40	101566	10Hz~40GHz	Aug. 23, 2024	Aug. 30, 2024~ Sep. 23, 2024	Aug. 22, 2025	Conducted (TH05-HY)
Switch Control Mainframe	Burgeon	ETF-058	EC1300484 (BOX3)	N/A	May 20, 2024	Aug. 30, 2024~ Sep. 23, 2024	May 19, 2025	Conducted (TH05-HY)
Software	Sporton	BTWIFI_Final_ve rsion_240513	N/A	Conducted Other Test Item	N/A	Aug. 30, 2024~ Sep. 23, 2024	N/A	Conducted (TH05-HY)
AC Power Source	ACPOWER	AFC-11003G	F317040033	N/A	N/A	Sep. 06, 2024	N/A	Conduction (CO07-HY)
Software	Rohde & Schwarz	EMC32 V10.30	N/A	N/A	N/A	Sep. 06, 2024	N/A	Conduction (CO07-HY)
Pulse Limiter	SCHWARZBE CK	VTSD 9561-F N	9561-F N00373	9kHz-200MHz	Oct. 20, 2023	Sep. 06, 2024	Oct. 19, 2024	Conduction (CO07-HY)
RF Cable	HUBER + SUHNER	RG 214/U	1358175	9kHz~30MHz	Mar. 14, 2024	Sep. 06, 2024	Mar. 13, 2025	Conduction (CO07-HY)
Two-Line V-Network	TESEQ	NNB 51	45051	N/A	Mar. 10, 2024	Sep. 06, 2024	Mar. 09, 2025	Conduction (CO07-HY)
Four-Line V-Network	TESEQ	NNB 52	36122	N/A	Mar. 07, 2024	Sep. 06, 2024	Mar. 06, 2025	Conduction (CO07-HY)
EMI Test Receiver	Rohde & Schwarz	ESR3	102317	9kHz~3.6GHz	Sep. 20, 2023	Sep. 06, 2024	Sep. 19, 2024	Conduction (CO07-HY)



5 Measurement Uncertainty

Uncertainty of Conducted Emission Measurement (150 kHz ~ 30 MHz)

Measuring Uncertainty for a Level of Confidence of 95% ($U = 2Uc(y)$)	3.44 dB
---	---------

Uncertainty of Radiated Emission Measurement (30 MHz ~ 1000 MHz)

Measuring Uncertainty for a Level of Confidence of 95% ($U = 2Uc(y)$)	6.40 dB
---	---------

Uncertainty of Radiated Emission Measurement (1000 MHz ~ 6000 MHz)

Measuring Uncertainty for a Level of Confidence of 95% ($U = 2Uc(y)$)	4.50 dB
---	---------

Uncertainty of Radiated Emission Measurement (6000 MHz ~ 18000 MHz)

Measuring Uncertainty for a Level of Confidence of 95% ($U = 2Uc(y)$)	4.60 dB
---	---------

Uncertainty of Radiated Emission Measurement (18000 MHz ~ 40000 MHz)

Measuring Uncertainty for a Level of Confidence of 95% ($U = 2Uc(y)$)	5.40 dB
---	---------

Appendix A. Test Result of Conducted Test Items

Test Engineer:	Willy Chang	Temperature:	21~25	°C
Test Date:	2024/8/30~2024/9/23	Relative Humidity:	51~54	%

TEST RESULTS DATA
6dB and 99% Occupied Bandwidth

2.4GHz Band Single Antenna								
Mod.	Data Rate	N _{TX}	CH.	Freq. (MHz)	99% Occupied BW (MHz)	6dB BW (MHz)	6dB BW Limit (MHz)	Pass/Fail
					Ant1	Ant1		
11b	1Mbps	1	1	2412	12.64	7.56	0.50	Pass
11b	1Mbps	1	6	2437	12.94	8.05	0.50	Pass
11b	1Mbps	1	11	2462	12.74	8.51	0.50	Pass
11g	6Mbps	1	1	2412	16.53	15.10	0.50	Pass
11g	6Mbps	1	6	2437	16.88	15.68	0.50	Pass
11g	6Mbps	1	11	2462	16.68	15.29	0.50	Pass
HT20	MCS0	1	1	2412	17.58	15.08	0.50	Pass
HT20	MCS0	1	6	2437	17.78	16.09	0.50	Pass
HT20	MCS0	1	11	2462	17.68	15.92	0.50	Pass

TEST RESULTS DATA
Average Output Power

2.4GHz Band Single Antenna												
Mod.	Data Rate	NTX	CH.	Freq. (MHz)	Average Conducted Power (dBm)		Conducted Power Limit (dBm)		DG (dBi)	EIRP Power (dBm)	EIRP Power Limit (dBm)	Pass /Fail
					Ant1	SUM	Ant1	Ant2				
11b	1Mbps	1	1	2412	13.10		30.00	-	-0.45	12.65	36.00	Pass
11b	1Mbps	1	6	2437	12.40		30.00	-	-0.45	11.95	36.00	Pass
11b	1Mbps	1	11	2462	13.10		30.00	-	-0.45	12.65	36.00	Pass
11g	6Mbps	1	1	2412	13.20		30.00	-	-0.45	12.75	36.00	Pass
11g	6Mbps	1	6	2437	13.20		30.00	-	-0.45	12.75	36.00	Pass
11g	6Mbps	1	11	2462	13.30		30.00	-	-0.45	12.85	36.00	Pass
HT20	MCS0	1	1	2412	13.10		30.00	-	-0.45	12.65	36.00	Pass
HT20	MCS0	1	6	2437	13.10		30.00	-	-0.45	12.65	36.00	Pass
HT20	MCS0	1	11	2462	13.20		30.00	-	-0.45	12.75	36.00	Pass

Note: Measured power (dBm) has offset with cable loss.

TEST RESULTS DATA
Peak Power Spectral Density

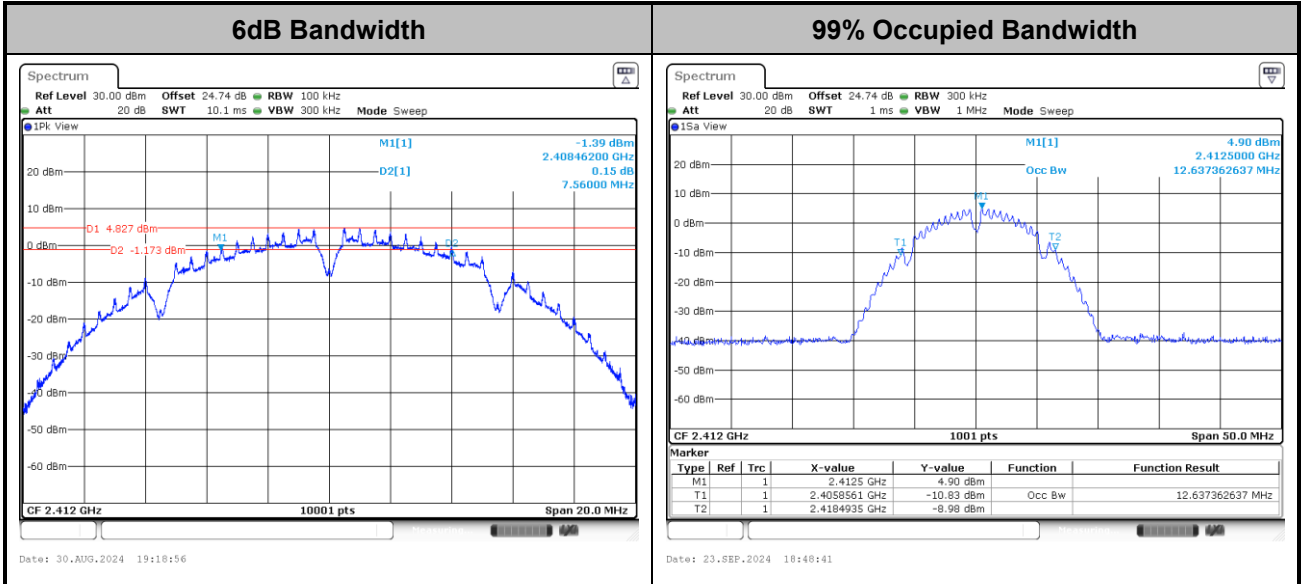
2.4GHz Band Single Antenna										
Mod.	Data Rate	N _{TX}	CH.	Freq. (MHz)	Peak PSD (dBm/3kHz)		DG (dBi)	Peak PSD Limit (dBm/3kHz)		Pass/Fail
					Ant1	Worse + 3.01		Ant1	Ant 2	
11b	1Mbps	1	1	2412	-8.18		-0.45	8.00	-	Pass
11b	1Mbps	1	6	2437	-9.76		-0.45	8.00	-	Pass
11b	1Mbps	1	11	2462	-9.44		-0.45	8.00	-	Pass
11g	6Mbps	1	1	2412	-11.22		-0.45	8.00	-	Pass
11g	6Mbps	1	6	2437	-12.15		-0.45	8.00	-	Pass
11g	6Mbps	1	11	2462	-11.43		-0.45	8.00	-	Pass
HT20	MCS0	1	1	2412	-11.11		-0.45	8.00	-	Pass
HT20	MCS0	1	6	2437	-11.89		-0.45	8.00	-	Pass
HT20	MCS0	1	11	2462	-10.86		-0.45	8.00	-	Pass

Measured power density (dBm) has offset with cable loss.



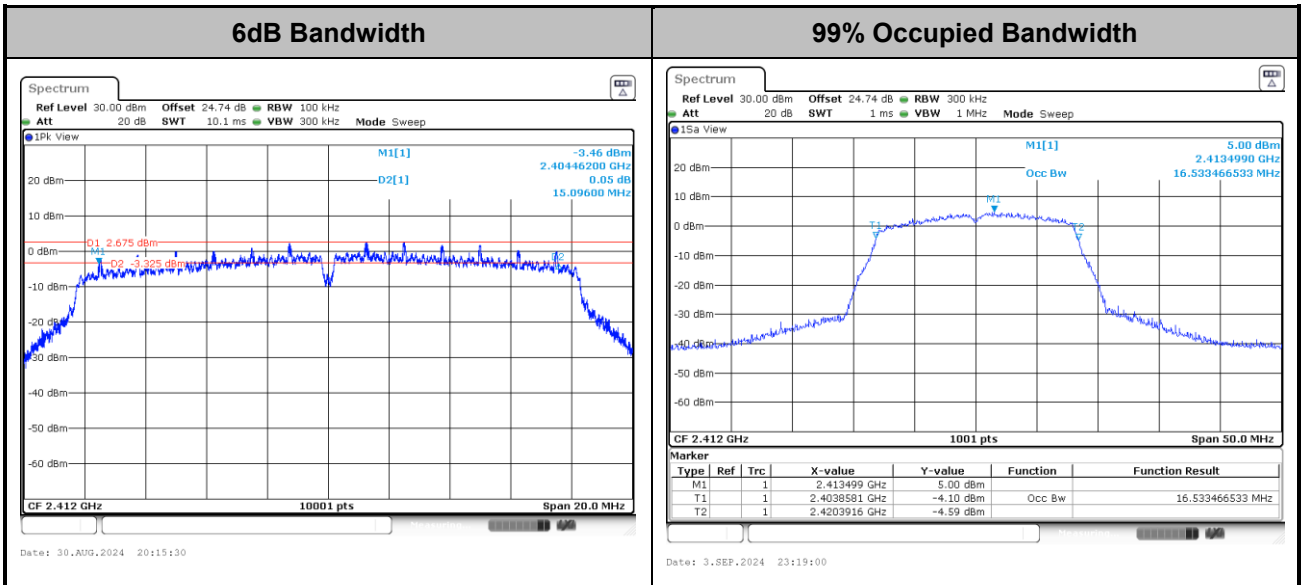
6dB and 99% Occupied Bandwidth

<802.11b>



Note: The occupied channel bandwidth is maintained within the band of operation for all of the modulations.

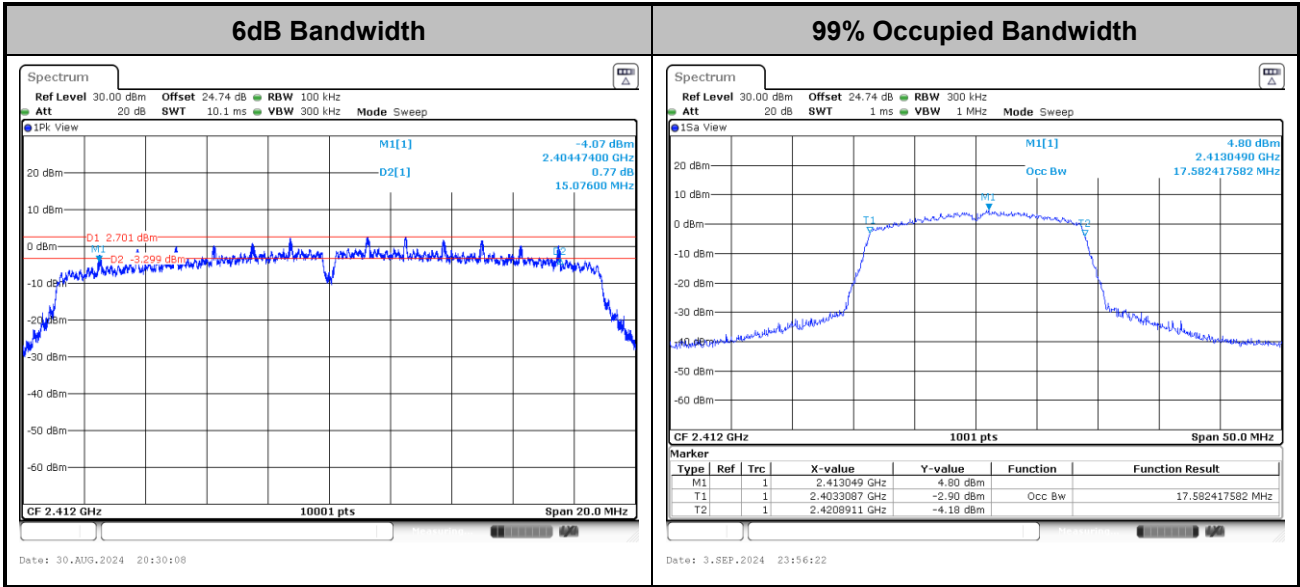
<802.11g>



Note: The occupied channel bandwidth is maintained within the band of operation for all of the modulations.



<802.11n HT20>

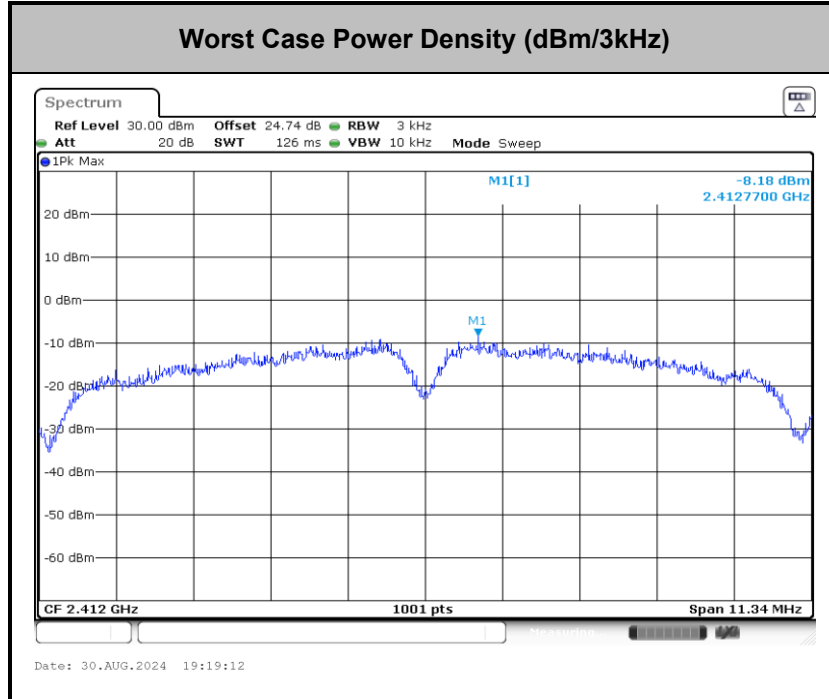


Note: The occupied channel bandwidth is maintained within the band of operation for all of the modulations.

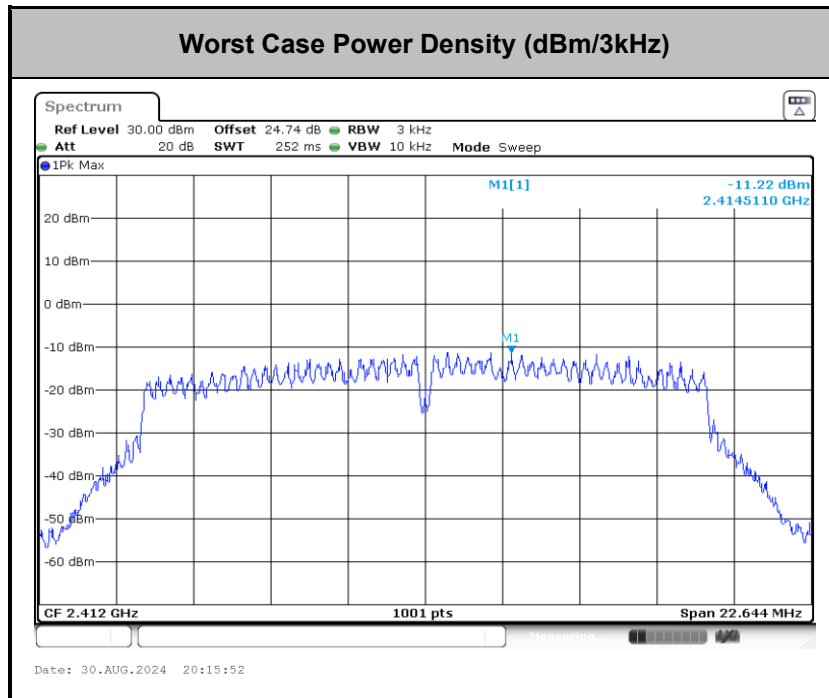


Power Spectral Density(dBm/3kHz)

<802.11b>

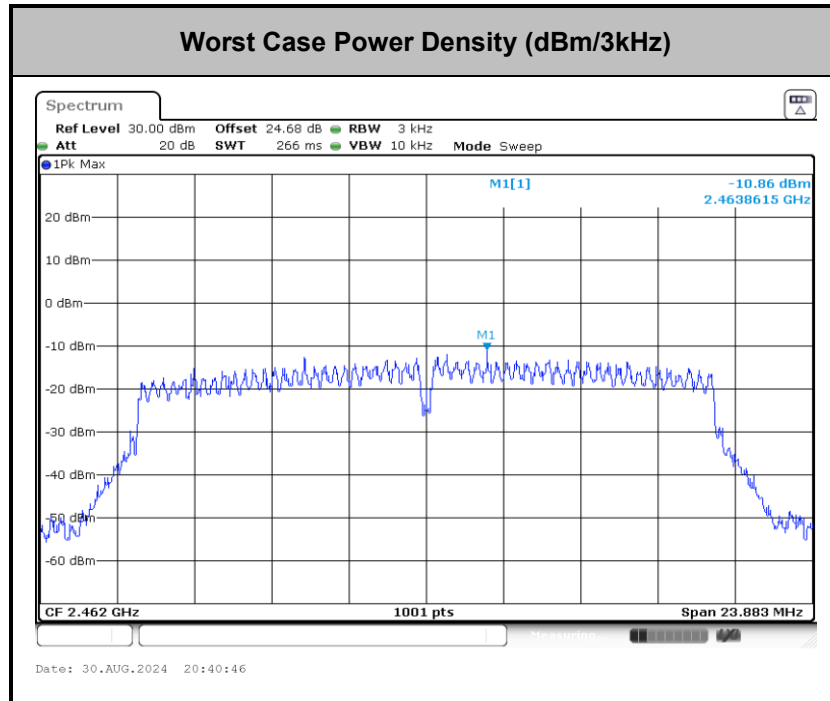


<802.11g>





<802.11n HT20>

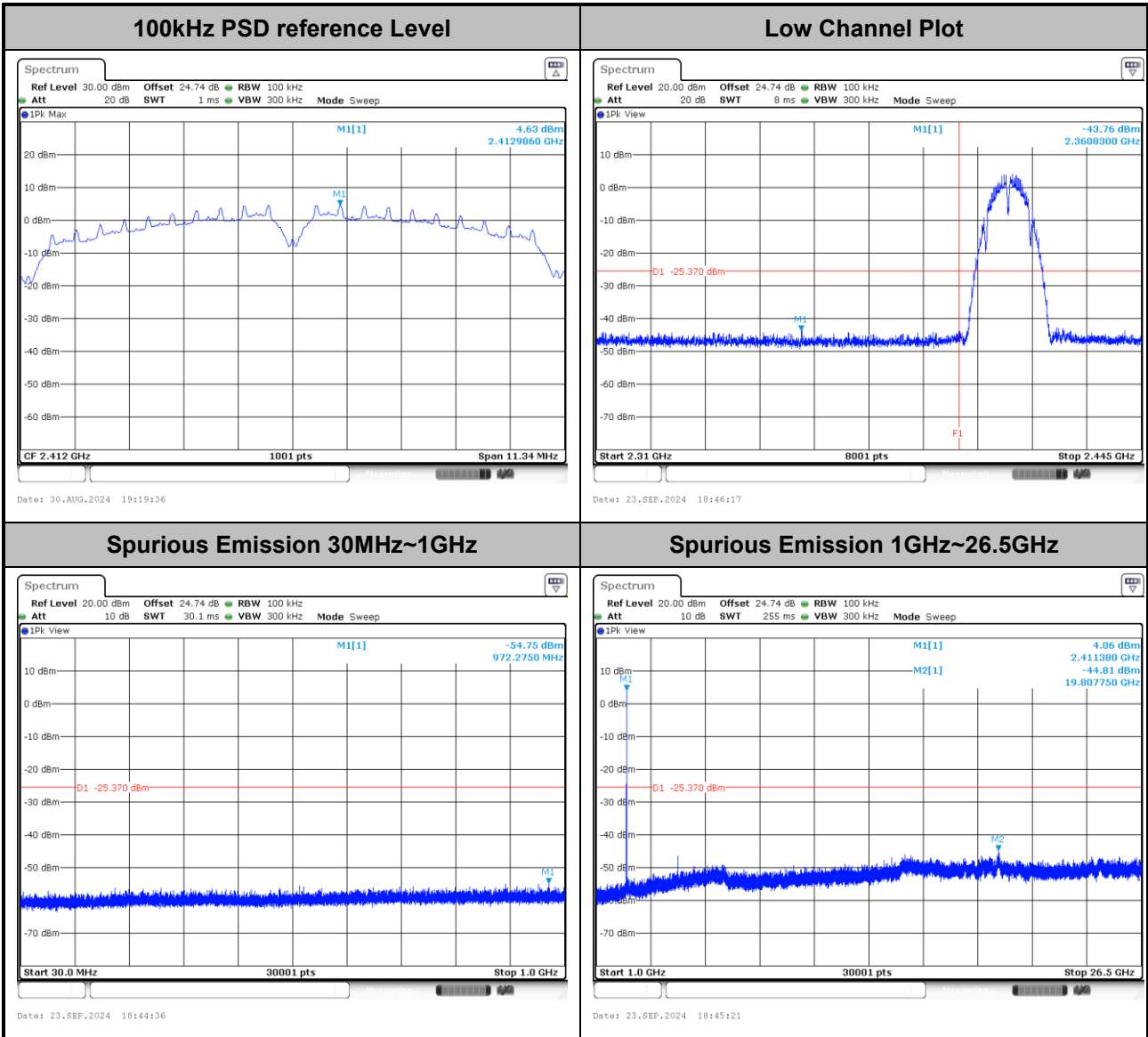




Band Edges and Spurious Emission

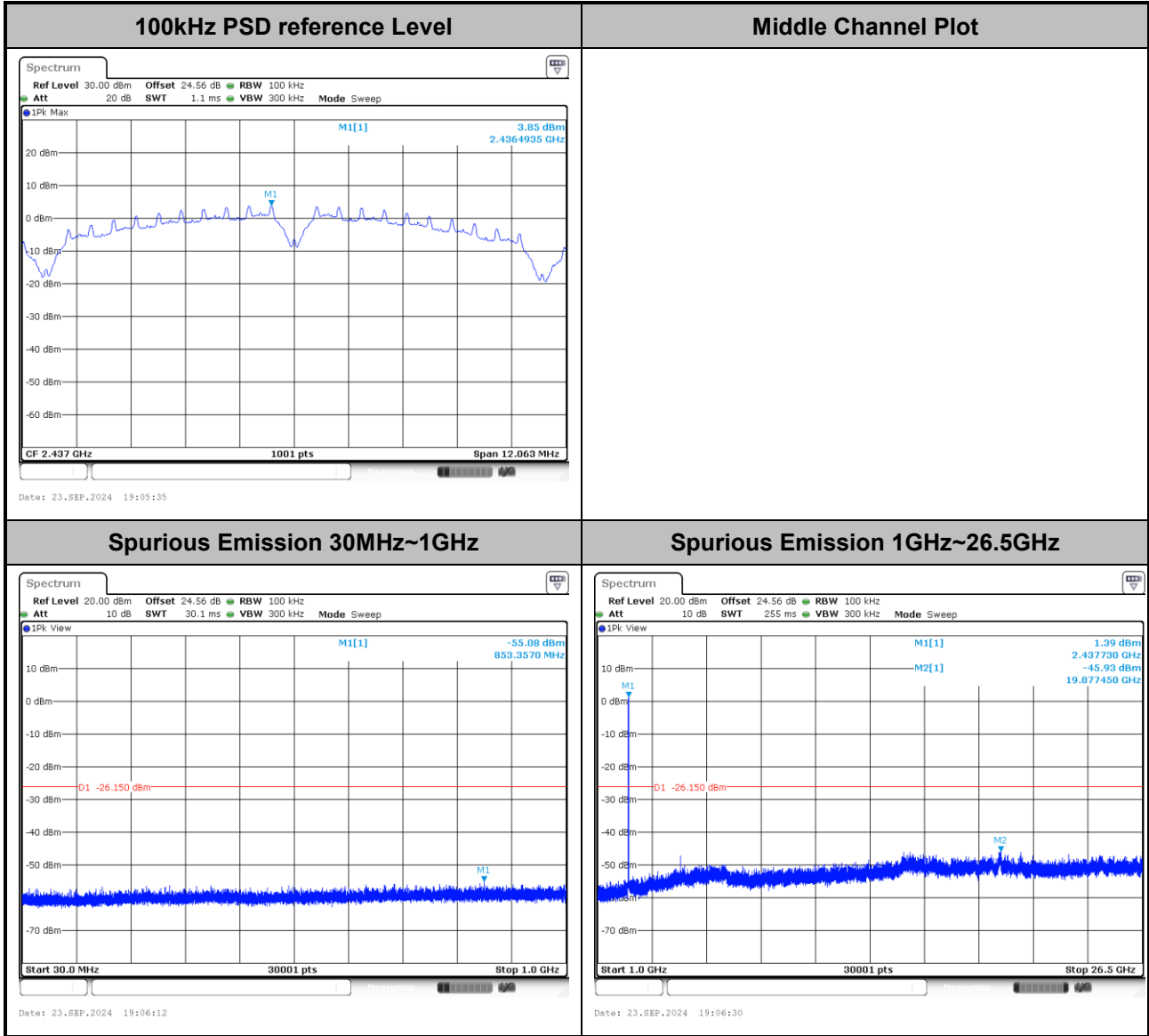
Number of TX = 1, Ant. 1 (Measured)

Test Mode :	802.11b	Test Channel :	01
-------------	---------	----------------	----



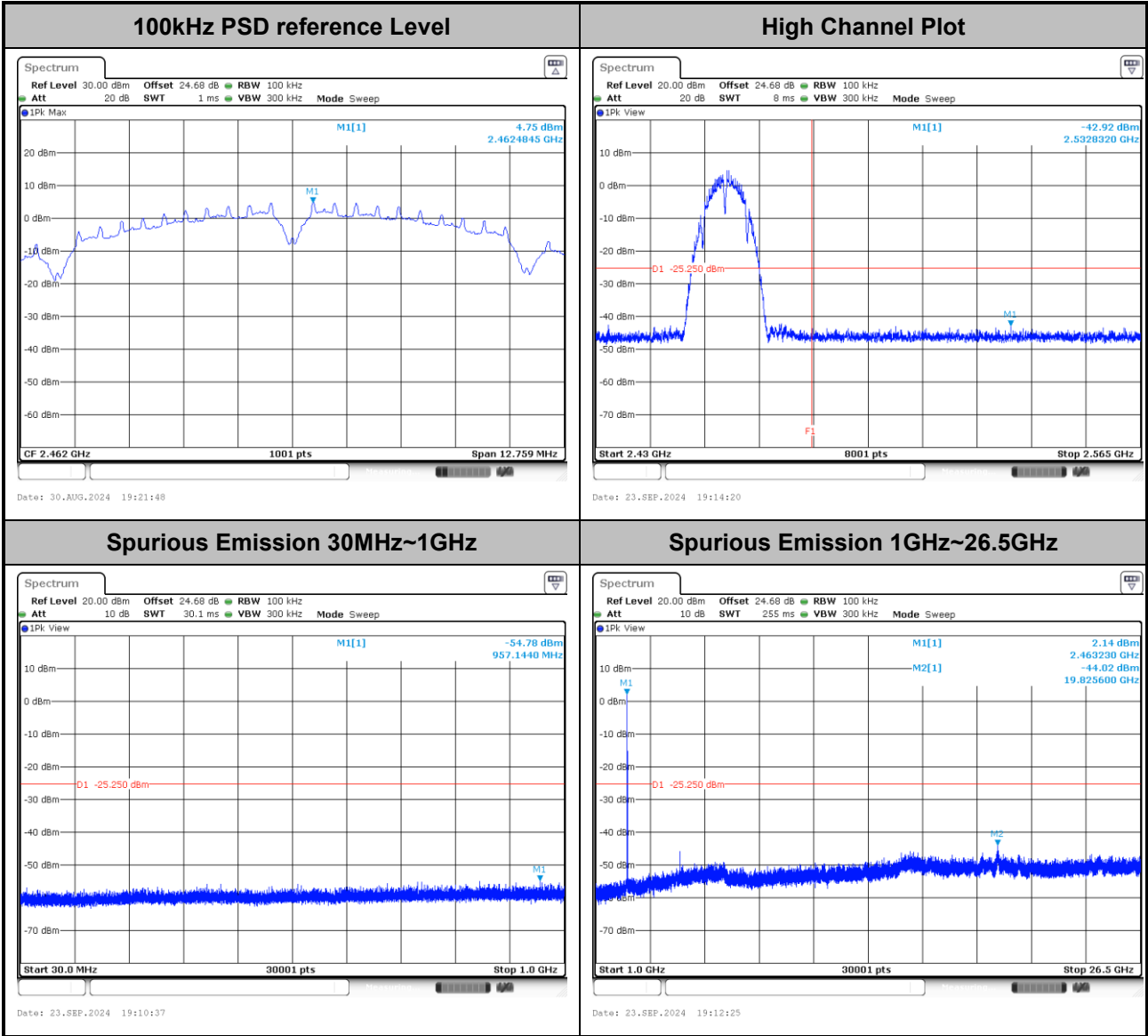


Test Mode :	802.11b	Test Channel :	06
-------------	---------	----------------	----



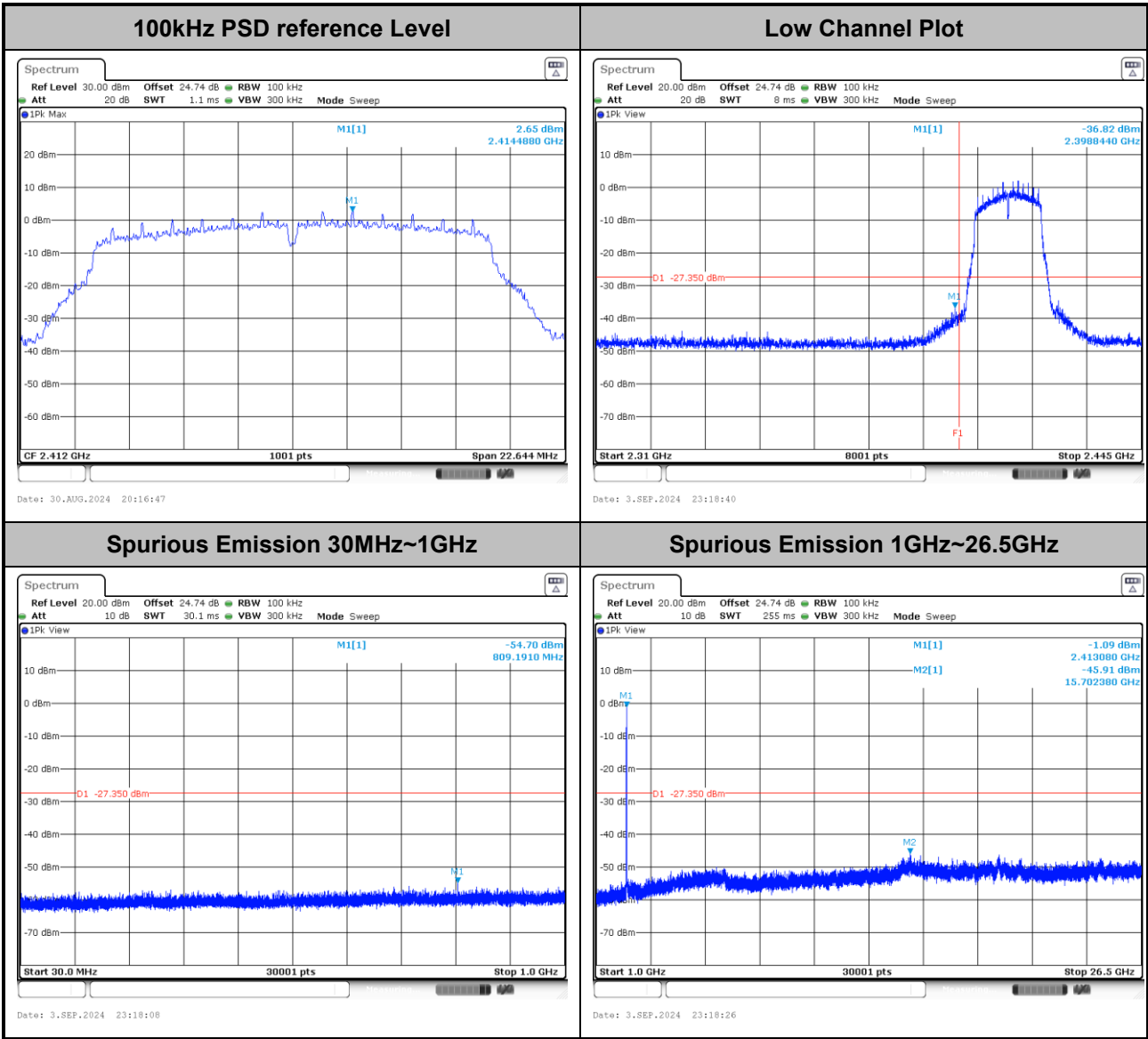


Test Mode :	802.11b	Test Channel :	11
-------------	---------	----------------	----



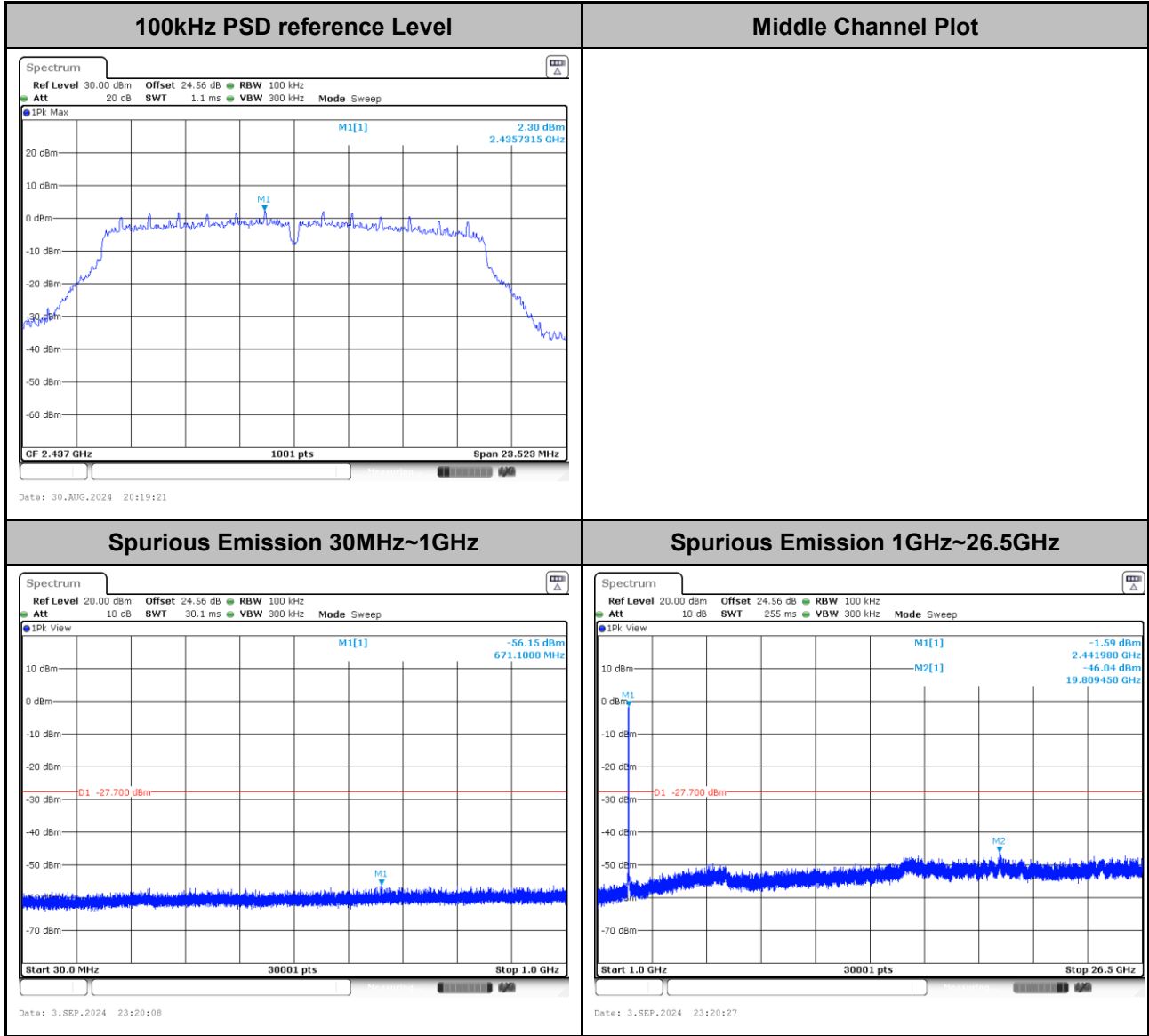


Test Mode :	802.11g	Test Channel :	01
-------------	---------	----------------	----



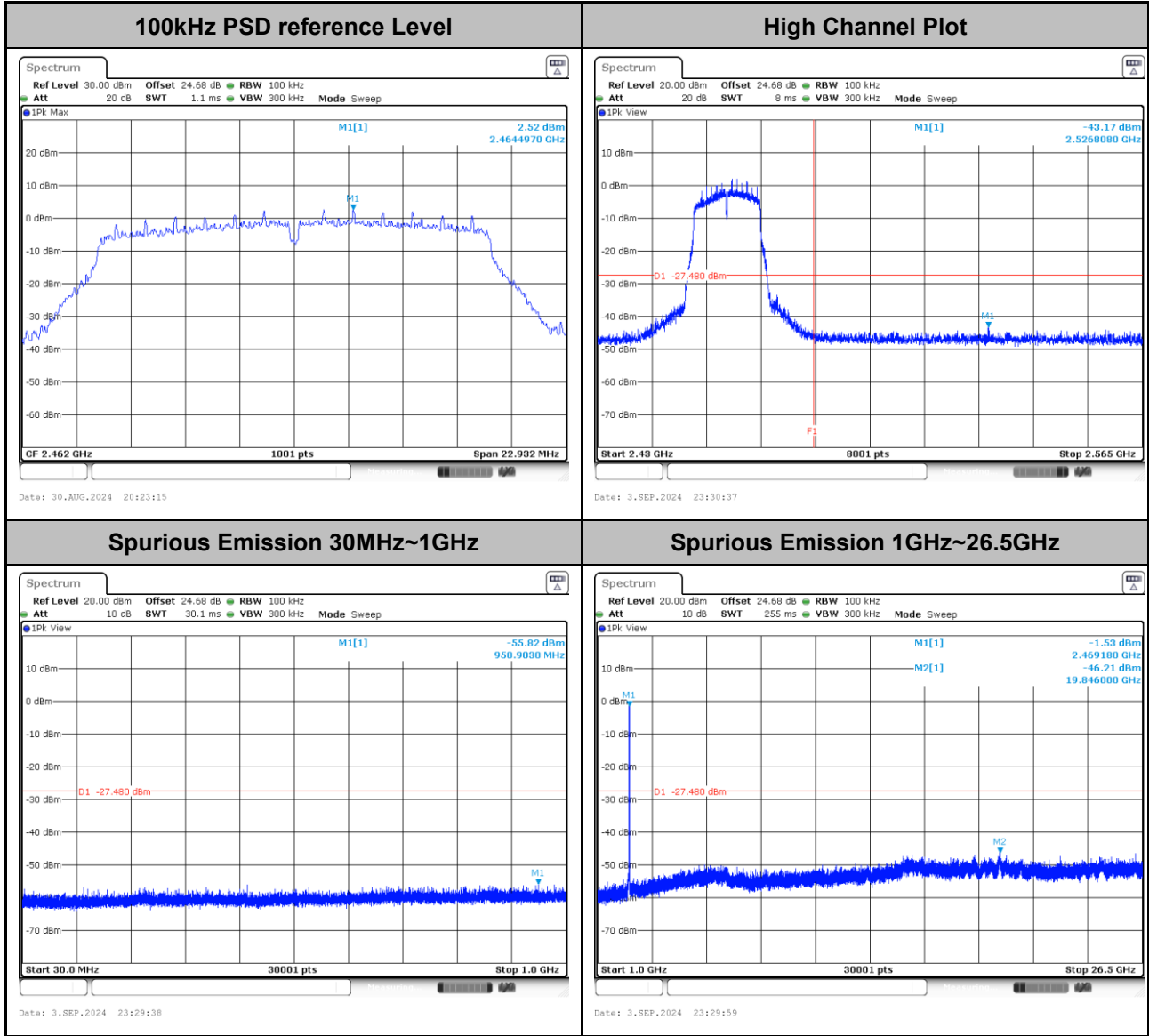


Test Mode :	802.11g	Test Channel :	06
-------------	---------	----------------	----



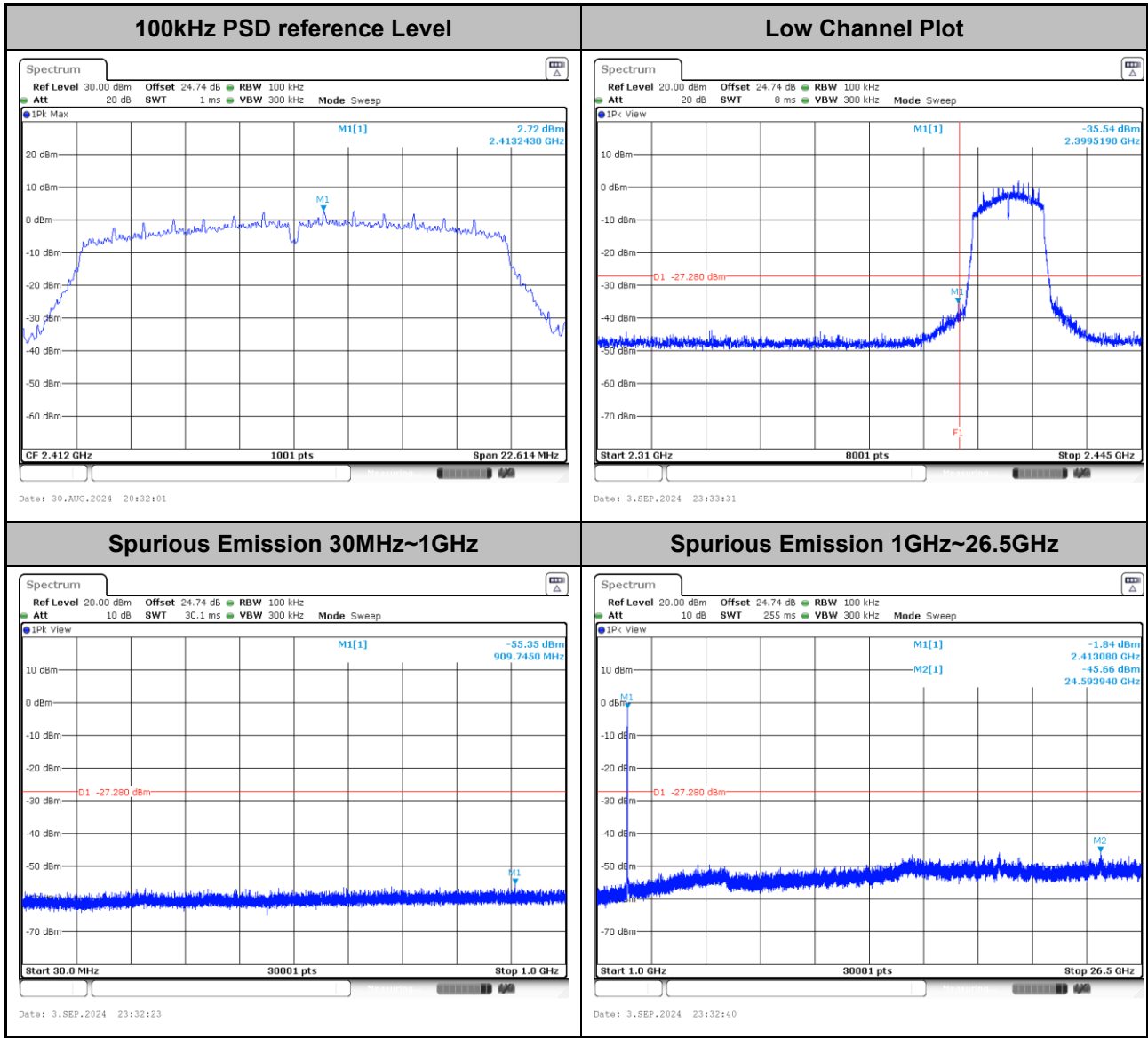


Test Mode :	802.11g	Test Channel :	11
-------------	---------	----------------	----



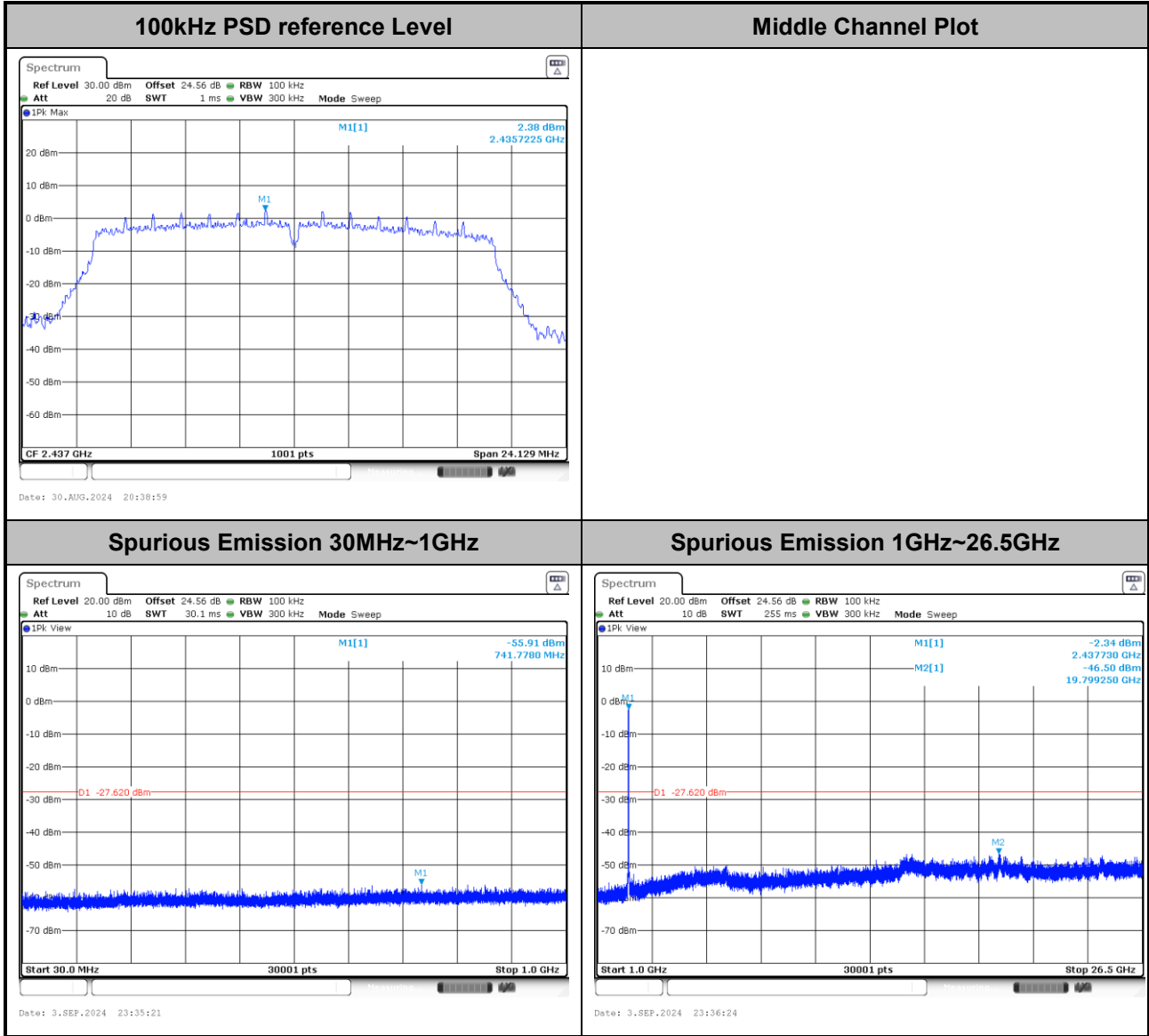


Test Mode :	802.11n HT20	Test Channel :	01
-------------	--------------	----------------	----



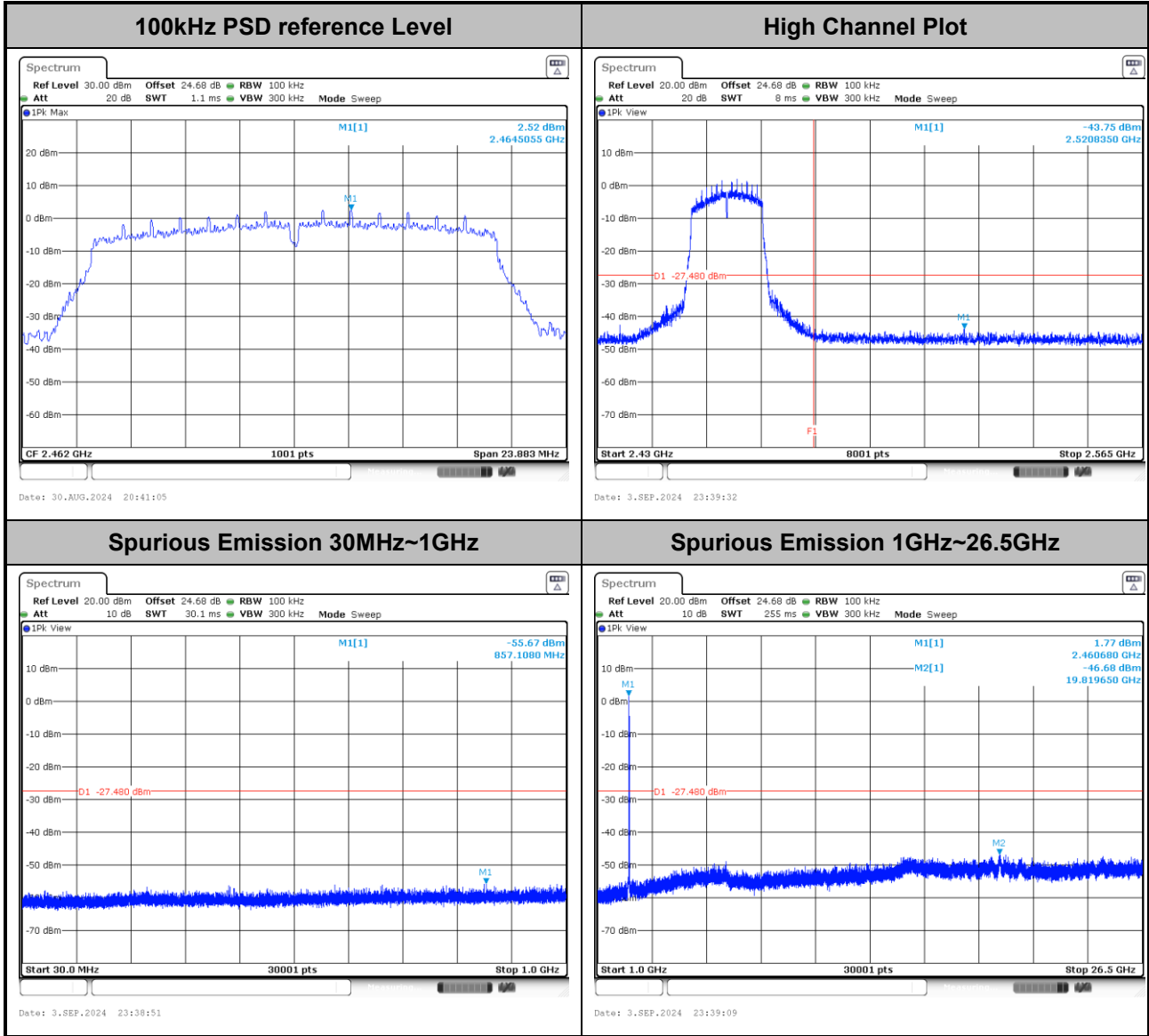


Test Mode :	802.11n HT20	Test Channel :	06
-------------	--------------	----------------	----





Test Mode :	802.11n HT20	Test Channel :	11
-------------	--------------	----------------	----





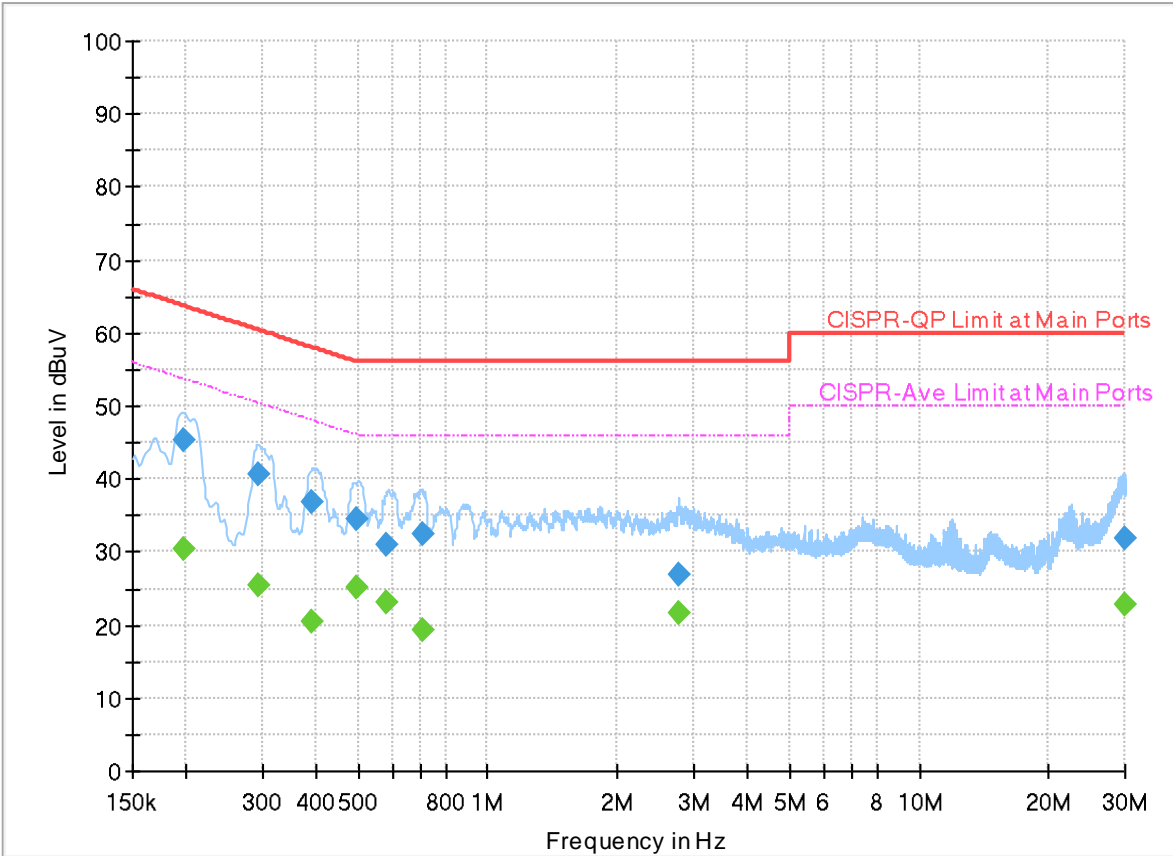
Appendix B. AC Conducted Emission Test Results

Test Engineer :	Louis Chung	Temperature :	23.5~25.5°C
		Relative Humidity :	58.3~58.9%

EUT Information

Report NO : 482028
 Test Mode : Mode 1
 Test Voltage : 120Vac/60Hz
 Phase : Line

Full Spectrum



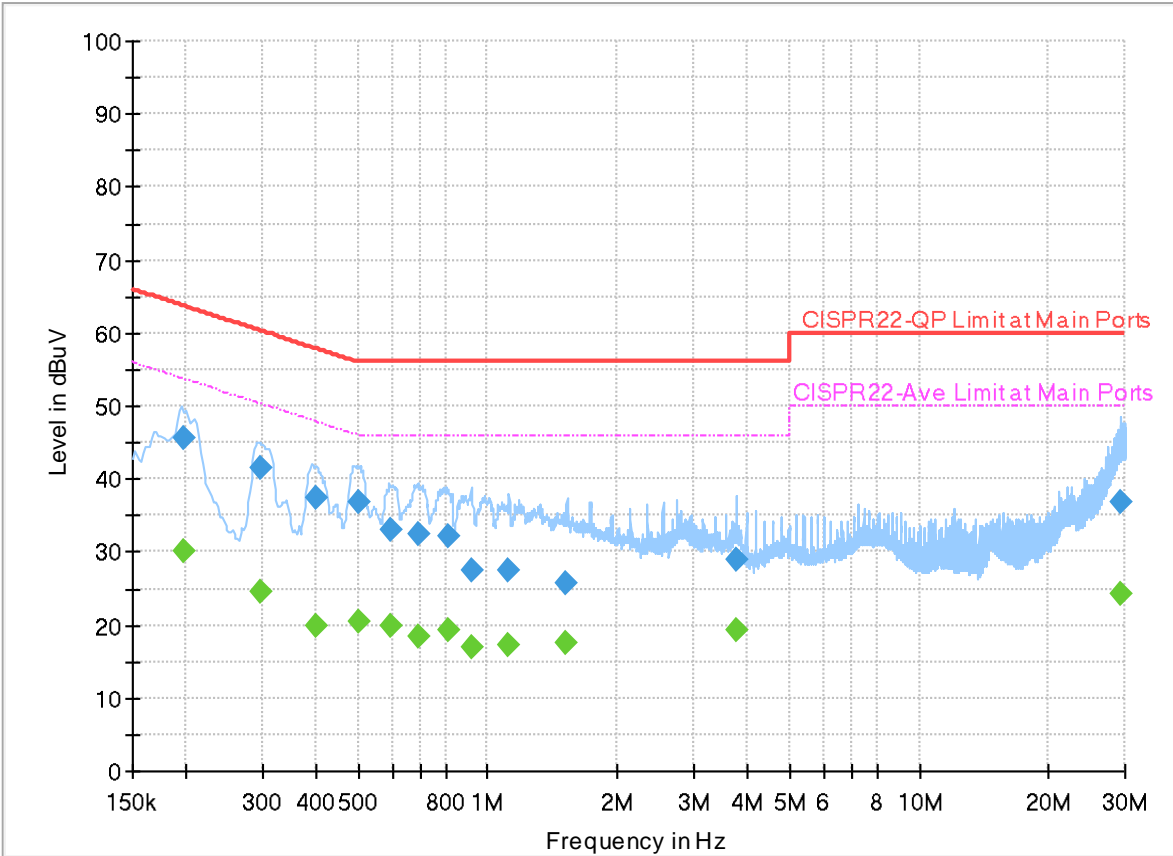
Final_Result

Frequency (MHz)	QuasiPeak (dBuV)	CAverage (dBuV)	Limit (dBuV)	Margin (dB)	Line	PE	Corr. (dB)
0.196080	---	30.52	53.78	23.26	L1	FLO	19.9
0.196080	45.36	---	63.78	18.42	L1	FLO	19.9
0.294360	---	25.45	50.40	24.95	L1	FLO	19.9
0.294360	40.56	---	60.40	19.84	L1	FLO	19.9
0.391020	---	20.35	48.04	27.69	L1	FLO	19.9
0.391020	36.80	---	58.04	21.24	L1	FLO	19.9
0.496500	---	25.05	46.06	21.01	L1	FLO	19.9
0.496500	34.58	---	56.06	21.48	L1	FLO	19.9
0.584970	---	23.21	46.00	22.79	L1	FLO	19.9
0.584970	31.09	---	56.00	24.91	L1	FLO	19.9
0.704220	---	19.37	46.00	26.63	L1	FLO	19.9
0.704220	32.32	---	56.00	23.68	L1	FLO	19.9
2.757750	---	21.74	46.00	24.26	L1	FLO	20.0
2.757750	26.98	---	56.00	29.02	L1	FLO	20.0
29.921190	---	22.72	50.00	27.28	L1	FLO	20.2
29.921190	31.86	---	60.00	28.14	L1	FLO	20.2

EUT Information

Report NO : 482028
 Test Mode : Mode 1
 Test Voltage : 120Vac/60Hz
 Phase : Neutral

Full Spectrum



Final_Result

Frequency (MHz)	QuasiPeak (dBuV)	CAverage (dBuV)	Limit (dBuV)	Margin (dB)	Line	PE	Corr. (dB)
0.197160	---	29.99	53.73	23.74	N	FLO	19.9
0.197160	45.68	---	63.73	18.05	N	FLO	19.9
0.298590	---	24.43	50.28	25.85	N	FLO	19.9
0.298590	41.40	---	60.28	18.88	N	FLO	19.9
0.398850	---	19.92	47.88	27.96	N	FLO	19.9
0.398850	37.29	---	57.88	20.59	N	FLO	19.9
0.503250	---	20.44	46.00	25.56	N	FLO	19.9
0.503250	36.74	---	56.00	19.26	N	FLO	19.9
0.595500	---	19.95	46.00	26.05	N	FLO	19.9
0.595500	32.91	---	56.00	23.09	N	FLO	19.9
0.692250	---	18.30	46.00	27.70	N	FLO	19.9
0.692250	32.47	---	56.00	23.53	N	FLO	19.9
0.807000	---	19.32	46.00	26.68	N	FLO	19.9
0.807000	32.12	---	56.00	23.88	N	FLO	19.9
0.919500	---	17.01	46.00	28.99	N	FLO	19.9
0.919500	27.35	---	56.00	28.65	N	FLO	19.9
1.113000	---	17.27	46.00	28.73	N	FLO	19.9
1.113000	27.59	---	56.00	28.41	N	FLO	19.9
1.522410	---	17.53	46.00	28.47	N	FLO	19.9

1.522410	25.62	---	56.00	30.38	N	FLO	19.9
3.770880	---	19.27	46.00	26.73	N	FLO	20.0
3.770880	28.87	---	56.00	27.13	N	FLO	20.0
29.457960	---	24.17	50.00	25.83	N	FLO	20.2
29.457960	36.88	---	60.00	23.12	N	FLO	20.2



Appendix C. Radiated Spurious Emission Test Data

Test Engineer :	John Chuang, David Dai and Sam Chou	Relative Humidity :	19.6~23.4°C
		Temperature :	65~70.3%

C1. Radiated Spurious Emission Test Modes

Mode	Band (MHz)	Antenna	Modulation	Channel	Frequency	Data Rate	RU	Remark
Mode 12	2400-2483.5	1	802.11b	01	2412	1Mbps	-	-
Mode 13	2400-2483.5	1	802.11b	06	2437	1Mbps	-	-
Mode 14	2400-2483.5	1	802.11b	11	2462	1Mbps	-	-
Mode 15	2400-2483.5	1	802.11g	01	2412	6Mbps	-	-
Mode 16	2400-2483.5	1	802.11g	06	2437	6Mbps	-	-
Mode 17	2400-2483.5	1	802.11g	11	2462	6Mbps	-	-
Mode 18	2400-2483.5	1	802.11n HT20	01	2412	MCS0	-	-
Mode 19	2400-2483.5	1	802.11n HT20	06	2437	MCS0	-	-
Mode 20	2400-2483.5	1	802.11n HT20	11	2462	MCS0	-	-
Mode 21	2400-2483.5	1	802.11b	06	2437	1Mbps	-	LF
Mode 25	2400-2483.5	1	802.11b	06	2437	1Mbps	-	SHF

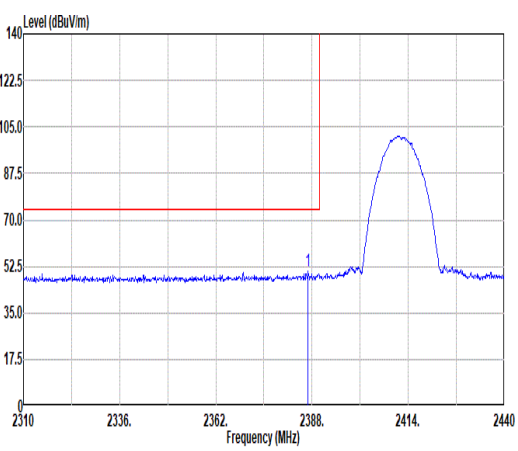
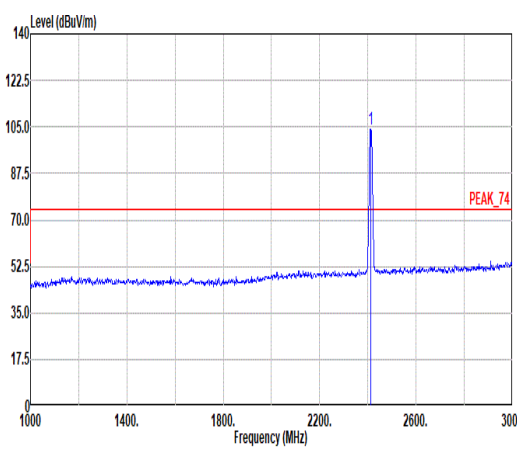
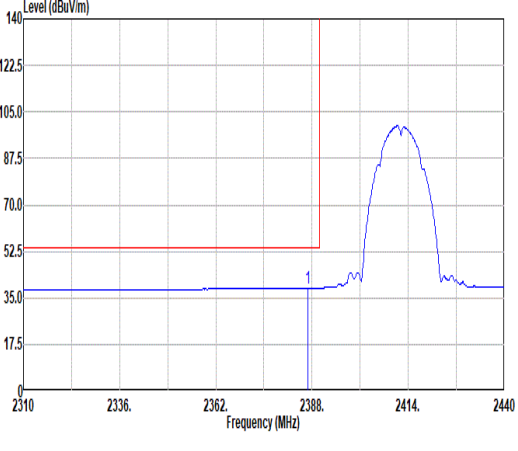
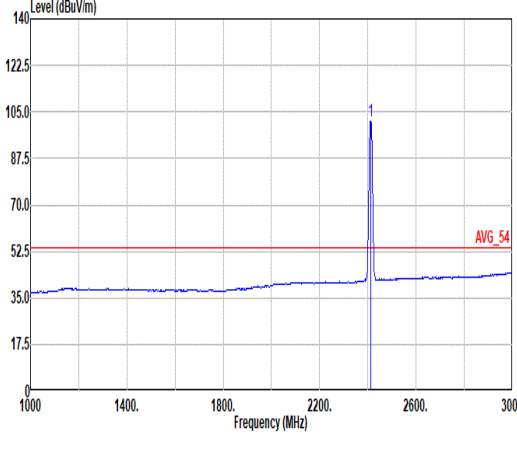
**C2. Summary of each worse mode**

Mode	Modulation	Ch.	Freq. (MHz)	Level (dBuV/m)	Limit (dBuV/m)	Margin (dB)	Pol.	Peak Avg.	Result	RU	Remark
12	802.11b	01	2386.83	38.78	54.00	-15.22	H	Avg.	Pass	-	Band Edge
	802.11b	01	4824.00	45.10	54.00	-8.90	H	Avg.	Pass	-	Harmonic
13	802.11b	06	2489.04	39.77	54.00	-14.23	H	Avg.	Pass	-	Band Edge
	802.11b	06	4874.00	51.42	54.00	-2.58	H	Avg.	Pass	-	Harmonic
14	802.11b	11	2491.15	39.43	54.00	-14.57	H	Avg.	Pass	-	Band Edge
	802.11b	11	7386.00	38.50	54.00	-15.50	H	Avg.	Pass	-	Harmonic
15	802.11g	01	2389.56	40.58	54.00	-13.42	H	Avg.	Pass	-	Band Edge
	802.11g	01	4824.00	44.37	74.00	-29.63	H	Peak	Pass	-	Harmonic
16	802.11g	06	2491.81	41.44	54.00	-12.56	H	Avg.	Pass	-	Band Edge
	802.11g	06	4874.00	39.40	54.00	-14.60	H	Avg.	Pass	-	Harmonic
17	802.11g	11	2483.58	42.18	54.00	-11.82	H	Avg.	Pass	-	Band Edge



Mode	Modulation	Ch.	Freq. (MHz)	Level (dBuV/m)	Limit (dBuV/m)	Margin (dB)	Pol.	Peak Avg.	Result	RU	Remark
17	802.11g	11	7386.00	38.52	54.00	-15.48	H	Avg.	Pass	-	Harmonic
18	802.11n HT20	01	2389.95	40.80	54.00	-13.20	H	Avg.	Pass	-	Band Edge
	802.11n HT20	01	4824.00	44.71	74.00	-29.29	H	Peak	Pass	-	Harmonic
19	802.11n HT20	06	2490.17	41.57	54.00	-12.43	H	Avg.	Pass	-	Band Edge
	802.11n HT20	06	7311.00	40.20	54.00	-13.80	H	Avg.	Pass	-	Harmonic
20	802.11n HT20	11	2483.62	42.83	54.00	-11.17	H	Avg.	Pass	-	Band Edge
	802.11n HT20	11	7386.00	47.76	74.00	-26.24	H	Peak	Pass	-	Harmonic
21	LF	06	78.50	31.37	40.00	-8.63	H	Peak	Pass	-	LF
25	SHF	06	24993.00	41.84	74.00	-32.16	V	Peak	Pass	-	SHF



Mode	12																																																																																			
	Band Edge																																																																																			
	2400-2483.5_802.11b_CH01_2412MHz																																																																																			
ANT	1																																																																																			
Pol.	Horizontal	Fundamental																																																																																		
Peak	 <p>Site : 03CH20-HY Condition: PEAK_BE_74 3m HF_91200_02360_231030 HORIZONTAL : RBW:1000.000kHz VBW:3000.000kHz SWT:Auto</p> <table border="1"> <thead> <tr> <th>Limit</th> <th>Read</th> <th>Ant</th> <th>Cable</th> <th>Preamp</th> <th>Aux</th> <th>APos</th> <th>TPos</th> <th>Remark</th> </tr> <tr> <th>Freq</th> <th>Level</th> <th>Line Margin</th> <th>Level</th> <th>Factor</th> <th>Loss Factor</th> <th>Factor</th> <th></th> <th></th> </tr> <tr> <th>MHz</th> <th>dBuV/m</th> <th>dBuV/m</th> <th>dB</th> <th>dBuV</th> <th>dB/m</th> <th>dB</th> <th>dB</th> <th>cm</th> <th>deg</th> </tr> </thead> <tbody> <tr> <td>1</td> <td>2386.96</td> <td>50.73</td> <td>74.00</td> <td>-23.27</td> <td>40.92</td> <td>27.33</td> <td>8.69</td> <td>36.24</td> <td>10.03</td> <td>116</td> <td>14</td> <td>PEAK</td> </tr> </tbody> </table>	Limit	Read	Ant	Cable	Preamp	Aux	APos	TPos	Remark	Freq	Level	Line Margin	Level	Factor	Loss Factor	Factor			MHz	dBuV/m	dBuV/m	dB	dBuV	dB/m	dB	dB	cm	deg	1	2386.96	50.73	74.00	-23.27	40.92	27.33	8.69	36.24	10.03	116	14	PEAK	 <p>Site : 03CH20-HY Condition: PEAK_74 3m HF_91200_02360_231030 HORIZONTAL : RBW:1000.000kHz VBW:3000.000kHz SWT:Auto</p> <table border="1"> <thead> <tr> <th>Limit</th> <th>Read</th> <th>Ant</th> <th>Cable</th> <th>Preamp</th> <th>Aux</th> <th>APos</th> <th>TPos</th> <th>Remark</th> </tr> <tr> <th>Freq</th> <th>Level</th> <th>Line Margin</th> <th>Level</th> <th>Factor</th> <th>Loss Factor</th> <th>Factor</th> <th></th> <th></th> </tr> <tr> <th>MHz</th> <th>dBuV/m</th> <th>dBuV/m</th> <th>dB</th> <th>dBuV</th> <th>dB/m</th> <th>dB</th> <th>dB</th> <th>cm</th> <th>deg</th> </tr> </thead> <tbody> <tr> <td>1</td> <td>2412.00</td> <td>104.28</td> <td>-----</td> <td>-----</td> <td>94.27</td> <td>27.50</td> <td>8.73</td> <td>36.25</td> <td>10.03</td> <td>116</td> <td>14</td> <td>PEAK</td> </tr> </tbody> </table>	Limit	Read	Ant	Cable	Preamp	Aux	APos	TPos	Remark	Freq	Level	Line Margin	Level	Factor	Loss Factor	Factor			MHz	dBuV/m	dBuV/m	dB	dBuV	dB/m	dB	dB	cm	deg	1	2412.00	104.28	-----	-----	94.27	27.50	8.73	36.25	10.03	116	14	PEAK
	Limit	Read	Ant	Cable	Preamp	Aux	APos	TPos	Remark																																																																											
Freq	Level	Line Margin	Level	Factor	Loss Factor	Factor																																																																														
MHz	dBuV/m	dBuV/m	dB	dBuV	dB/m	dB	dB	cm	deg																																																																											
1	2386.96	50.73	74.00	-23.27	40.92	27.33	8.69	36.24	10.03	116	14	PEAK																																																																								
Limit	Read	Ant	Cable	Preamp	Aux	APos	TPos	Remark																																																																												
Freq	Level	Line Margin	Level	Factor	Loss Factor	Factor																																																																														
MHz	dBuV/m	dBuV/m	dB	dBuV	dB/m	dB	dB	cm	deg																																																																											
1	2412.00	104.28	-----	-----	94.27	27.50	8.73	36.25	10.03	116	14	PEAK																																																																								
Avg	 <p>Site : 03CH20-HY Condition: AVG_BE_54 3m HF_91200_02360_231030 HORIZONTAL : RBW:1000.000kHz VBW:0.010kHz SWT:Auto</p> <table border="1"> <thead> <tr> <th>Limit</th> <th>Read</th> <th>Ant</th> <th>Cable</th> <th>Preamp</th> <th>Aux</th> <th>APos</th> <th>TPos</th> <th>Remark</th> </tr> <tr> <th>Freq</th> <th>Level</th> <th>Line Margin</th> <th>Level</th> <th>Factor</th> <th>Loss Factor</th> <th>Factor</th> <th></th> <th></th> </tr> <tr> <th>MHz</th> <th>dBuV/m</th> <th>dBuV/m</th> <th>dB</th> <th>dBuV</th> <th>dB/m</th> <th>dB</th> <th>dB</th> <th>cm</th> <th>deg</th> </tr> </thead> <tbody> <tr> <td>1</td> <td>2386.83</td> <td>38.78</td> <td>54.00</td> <td>-15.22</td> <td>28.98</td> <td>27.33</td> <td>8.68</td> <td>36.24</td> <td>10.03</td> <td>116</td> <td>14</td> <td>AVERAGE</td> </tr> </tbody> </table>	Limit	Read	Ant	Cable	Preamp	Aux	APos	TPos	Remark	Freq	Level	Line Margin	Level	Factor	Loss Factor	Factor			MHz	dBuV/m	dBuV/m	dB	dBuV	dB/m	dB	dB	cm	deg	1	2386.83	38.78	54.00	-15.22	28.98	27.33	8.68	36.24	10.03	116	14	AVERAGE	 <p>Site : 03CH20-HY Condition: AVG_54 3m HF_91200_02360_231030 HORIZONTAL : RBW:1000.000kHz VBW:0.010kHz SWT:Auto</p> <table border="1"> <thead> <tr> <th>Limit</th> <th>Read</th> <th>Ant</th> <th>Cable</th> <th>Preamp</th> <th>Aux</th> <th>APos</th> <th>TPos</th> <th>Remark</th> </tr> <tr> <th>Freq</th> <th>Level</th> <th>Line Margin</th> <th>Level</th> <th>Factor</th> <th>Loss Factor</th> <th>Factor</th> <th></th> <th></th> </tr> <tr> <th>MHz</th> <th>dBuV/m</th> <th>dBuV/m</th> <th>dB</th> <th>dBuV</th> <th>dB/m</th> <th>dB</th> <th>dB</th> <th>cm</th> <th>deg</th> </tr> </thead> <tbody> <tr> <td>1</td> <td>2412.00</td> <td>101.20</td> <td>-----</td> <td>-----</td> <td>91.19</td> <td>27.50</td> <td>8.73</td> <td>36.25</td> <td>10.03</td> <td>116</td> <td>14</td> <td>AVERAGE</td> </tr> </tbody> </table>	Limit	Read	Ant	Cable	Preamp	Aux	APos	TPos	Remark	Freq	Level	Line Margin	Level	Factor	Loss Factor	Factor			MHz	dBuV/m	dBuV/m	dB	dBuV	dB/m	dB	dB	cm	deg	1	2412.00	101.20	-----	-----	91.19	27.50	8.73	36.25	10.03	116	14	AVERAGE
Limit	Read	Ant	Cable	Preamp	Aux	APos	TPos	Remark																																																																												
Freq	Level	Line Margin	Level	Factor	Loss Factor	Factor																																																																														
MHz	dBuV/m	dBuV/m	dB	dBuV	dB/m	dB	dB	cm	deg																																																																											
1	2386.83	38.78	54.00	-15.22	28.98	27.33	8.68	36.24	10.03	116	14	AVERAGE																																																																								
Limit	Read	Ant	Cable	Preamp	Aux	APos	TPos	Remark																																																																												
Freq	Level	Line Margin	Level	Factor	Loss Factor	Factor																																																																														
MHz	dBuV/m	dBuV/m	dB	dBuV	dB/m	dB	dB	cm	deg																																																																											
1	2412.00	101.20	-----	-----	91.19	27.50	8.73	36.25	10.03	116	14	AVERAGE																																																																								



Mode	12																																																																																			
	Band Edge																																																																																			
	2400-2483.5_802.11b_CH01_2412MHz																																																																																			
ANT	1																																																																																			
Pol.	Vertical	Fundamental																																																																																		
Peak	<p>Site : 03CH20-HY Condition: PEAK_BE_74 3m HF_91200_02360_231030 VERTICAL : RBW:1000.000kHz VBW:3000.000kHz SWT:Auto</p> <table border="1"> <thead> <tr> <th>Limit</th> <th>Read</th> <th>Ant</th> <th>Cable</th> <th>Preamp</th> <th>Aux</th> <th>APos</th> <th>TPos</th> <th>Remark</th> </tr> <tr> <th>Freq</th> <th>Level</th> <th>Line Margin</th> <th>Level</th> <th>Factor</th> <th>Loss Factor</th> <th>Factor</th> <th></th> <th></th> </tr> <tr> <th>MHz</th> <th>dBuV/m</th> <th>dBuV/m</th> <th>dB</th> <th>dBuV</th> <th>dB/m</th> <th>dB</th> <th>dB</th> <th>cm</th> <th>deg</th> </tr> </thead> <tbody> <tr> <td>1</td> <td>2385.46</td> <td>49.75</td> <td>74.00</td> <td>-24.25</td> <td>39.89</td> <td>27.40</td> <td>8.67</td> <td>36.24</td> <td>10.03</td> <td>323</td> <td>201</td> <td>PEAK</td> </tr> </tbody> </table>	Limit	Read	Ant	Cable	Preamp	Aux	APos	TPos	Remark	Freq	Level	Line Margin	Level	Factor	Loss Factor	Factor			MHz	dBuV/m	dBuV/m	dB	dBuV	dB/m	dB	dB	cm	deg	1	2385.46	49.75	74.00	-24.25	39.89	27.40	8.67	36.24	10.03	323	201	PEAK	<p>Site : 03CH20-HY Condition: PEAK_74 3m HF_91200_02360_231030 VERTICAL : RBW:1000.000kHz VBW:3000.000kHz SWT:Auto</p> <table border="1"> <thead> <tr> <th>Limit</th> <th>Read</th> <th>Ant</th> <th>Cable</th> <th>Preamp</th> <th>Aux</th> <th>APos</th> <th>TPos</th> <th>Remark</th> </tr> <tr> <th>Freq</th> <th>Level</th> <th>Line Margin</th> <th>Level</th> <th>Factor</th> <th>Loss Factor</th> <th>Factor</th> <th></th> <th></th> </tr> <tr> <th>MHz</th> <th>dBuV/m</th> <th>dBuV/m</th> <th>dB</th> <th>dBuV</th> <th>dB/m</th> <th>dB</th> <th>dB</th> <th>cm</th> <th>deg</th> </tr> </thead> <tbody> <tr> <td>1</td> <td>2412.00</td> <td>97.26</td> <td>-----</td> <td>-----</td> <td>87.25</td> <td>27.50</td> <td>8.73</td> <td>36.25</td> <td>10.03</td> <td>323</td> <td>201</td> <td>PEAK</td> </tr> </tbody> </table>	Limit	Read	Ant	Cable	Preamp	Aux	APos	TPos	Remark	Freq	Level	Line Margin	Level	Factor	Loss Factor	Factor			MHz	dBuV/m	dBuV/m	dB	dBuV	dB/m	dB	dB	cm	deg	1	2412.00	97.26	-----	-----	87.25	27.50	8.73	36.25	10.03	323	201	PEAK
	Limit	Read	Ant	Cable	Preamp	Aux	APos	TPos	Remark																																																																											
Freq	Level	Line Margin	Level	Factor	Loss Factor	Factor																																																																														
MHz	dBuV/m	dBuV/m	dB	dBuV	dB/m	dB	dB	cm	deg																																																																											
1	2385.46	49.75	74.00	-24.25	39.89	27.40	8.67	36.24	10.03	323	201	PEAK																																																																								
Limit	Read	Ant	Cable	Preamp	Aux	APos	TPos	Remark																																																																												
Freq	Level	Line Margin	Level	Factor	Loss Factor	Factor																																																																														
MHz	dBuV/m	dBuV/m	dB	dBuV	dB/m	dB	dB	cm	deg																																																																											
1	2412.00	97.26	-----	-----	87.25	27.50	8.73	36.25	10.03	323	201	PEAK																																																																								
Avg	<p>Site : 03CH20-HY Condition: AVG_BE_54 3m HF_91200_02360_231030 VERTICAL : RBW:1000.000kHz VBW:0.010kHz SWT:Auto</p> <table border="1"> <thead> <tr> <th>Limit</th> <th>Read</th> <th>Ant</th> <th>Cable</th> <th>Preamp</th> <th>Aux</th> <th>APos</th> <th>TPos</th> <th>Remark</th> </tr> <tr> <th>Freq</th> <th>Level</th> <th>Line Margin</th> <th>Level</th> <th>Factor</th> <th>Loss Factor</th> <th>Factor</th> <th></th> <th></th> </tr> <tr> <th>MHz</th> <th>dBuV/m</th> <th>dBuV/m</th> <th>dB</th> <th>dBuV</th> <th>dB/m</th> <th>dB</th> <th>dB</th> <th>cm</th> <th>deg</th> </tr> </thead> <tbody> <tr> <td>1</td> <td>2385.01</td> <td>38.54</td> <td>54.00</td> <td>-15.46</td> <td>28.72</td> <td>27.35</td> <td>8.68</td> <td>36.24</td> <td>10.03</td> <td>323</td> <td>201</td> <td>AVERAGE</td> </tr> </tbody> </table>	Limit	Read	Ant	Cable	Preamp	Aux	APos	TPos	Remark	Freq	Level	Line Margin	Level	Factor	Loss Factor	Factor			MHz	dBuV/m	dBuV/m	dB	dBuV	dB/m	dB	dB	cm	deg	1	2385.01	38.54	54.00	-15.46	28.72	27.35	8.68	36.24	10.03	323	201	AVERAGE	<p>Site : 03CH20-HY Condition: AVG_54 3m HF_91200_02360_231030 VERTICAL : RBW:1000.000kHz VBW:0.010kHz SWT:Auto</p> <table border="1"> <thead> <tr> <th>Limit</th> <th>Read</th> <th>Ant</th> <th>Cable</th> <th>Preamp</th> <th>Aux</th> <th>APos</th> <th>TPos</th> <th>Remark</th> </tr> <tr> <th>Freq</th> <th>Level</th> <th>Line Margin</th> <th>Level</th> <th>Factor</th> <th>Loss Factor</th> <th>Factor</th> <th></th> <th></th> </tr> <tr> <th>MHz</th> <th>dBuV/m</th> <th>dBuV/m</th> <th>dB</th> <th>dBuV</th> <th>dB/m</th> <th>dB</th> <th>dB</th> <th>cm</th> <th>deg</th> </tr> </thead> <tbody> <tr> <td>1</td> <td>2412.00</td> <td>94.15</td> <td>-----</td> <td>-----</td> <td>84.14</td> <td>27.50</td> <td>8.73</td> <td>36.25</td> <td>10.03</td> <td>323</td> <td>201</td> <td>AVERAGE</td> </tr> </tbody> </table>	Limit	Read	Ant	Cable	Preamp	Aux	APos	TPos	Remark	Freq	Level	Line Margin	Level	Factor	Loss Factor	Factor			MHz	dBuV/m	dBuV/m	dB	dBuV	dB/m	dB	dB	cm	deg	1	2412.00	94.15	-----	-----	84.14	27.50	8.73	36.25	10.03	323	201	AVERAGE
	Limit	Read	Ant	Cable	Preamp	Aux	APos	TPos	Remark																																																																											
Freq	Level	Line Margin	Level	Factor	Loss Factor	Factor																																																																														
MHz	dBuV/m	dBuV/m	dB	dBuV	dB/m	dB	dB	cm	deg																																																																											
1	2385.01	38.54	54.00	-15.46	28.72	27.35	8.68	36.24	10.03	323	201	AVERAGE																																																																								
Limit	Read	Ant	Cable	Preamp	Aux	APos	TPos	Remark																																																																												
Freq	Level	Line Margin	Level	Factor	Loss Factor	Factor																																																																														
MHz	dBuV/m	dBuV/m	dB	dBuV	dB/m	dB	dB	cm	deg																																																																											
1	2412.00	94.15	-----	-----	84.14	27.50	8.73	36.25	10.03	323	201	AVERAGE																																																																								

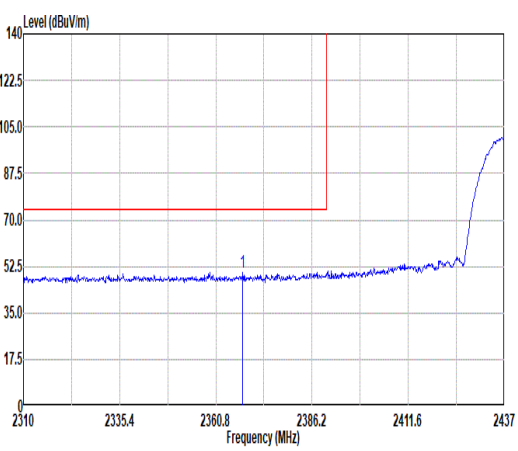
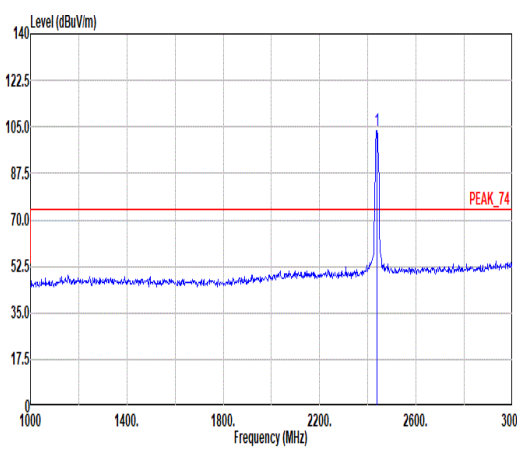
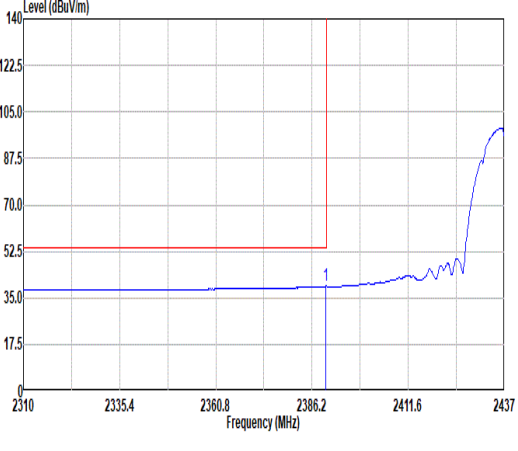
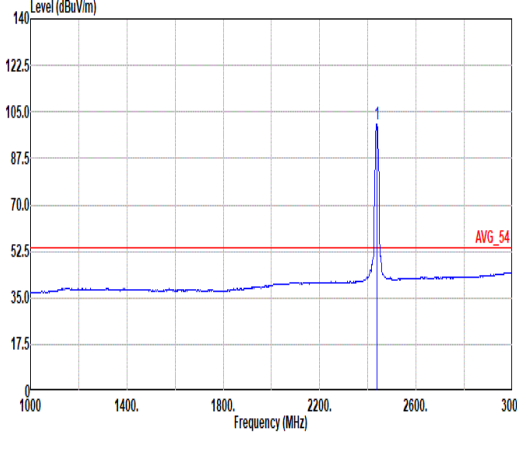


Mode	12																																																																																																	
	Harmonic																																																																																																	
	2400-2483.5_802.11b_CH01_2412MHz																																																																																																	
ANT	1																																																																																																	
Pol.	Horizontal	Vertical																																																																																																
Peak Avg	<p>Site : 03CH20-HY Condition: PEAK_74 3m HF_91200_02360_231030 HORIZONTAL</p> <table border="1"> <thead> <tr> <th>Limit</th> <th>Read</th> <th>Ant</th> <th>Cable</th> <th>Preamp</th> <th>Aux</th> <th>APos</th> <th>TPos</th> <th>Remark</th> </tr> <tr> <th>Freq</th> <th>Level</th> <th>Line Margin</th> <th>Level Factor</th> <th>Loss Factor</th> <th>Factor</th> <th></th> <th></th> <th></th> </tr> <tr> <th>MHz</th> <th>dBuV/m</th> <th>dBuV/m</th> <th>dB</th> <th>dBuV</th> <th>dB/m</th> <th>dB</th> <th>dB</th> <th>cm</th> <th>deg</th> </tr> </thead> <tbody> <tr> <td>1</td> <td>4824.00</td> <td>50.26</td> <td>74.00</td> <td>-23.74</td> <td>42.34</td> <td>32.19</td> <td>12.46</td> <td>37.52</td> <td>0.79</td> <td>101</td> <td>10</td> <td>PEAK</td> </tr> <tr> <td>2</td> <td>4824.00</td> <td>45.10</td> <td>54.00</td> <td>-8.90</td> <td>37.18</td> <td>32.19</td> <td>12.46</td> <td>37.52</td> <td>0.79</td> <td>101</td> <td>10</td> <td>Average</td> </tr> </tbody> </table>	Limit	Read	Ant	Cable	Preamp	Aux	APos	TPos	Remark	Freq	Level	Line Margin	Level Factor	Loss Factor	Factor				MHz	dBuV/m	dBuV/m	dB	dBuV	dB/m	dB	dB	cm	deg	1	4824.00	50.26	74.00	-23.74	42.34	32.19	12.46	37.52	0.79	101	10	PEAK	2	4824.00	45.10	54.00	-8.90	37.18	32.19	12.46	37.52	0.79	101	10	Average	<p>Site : 03CH20-HY Condition: PEAK_74 3m HF_91200_02360_231030 VERTICAL</p> <table border="1"> <thead> <tr> <th>Limit</th> <th>Read</th> <th>Ant</th> <th>Cable</th> <th>Preamp</th> <th>Aux</th> <th>APos</th> <th>TPos</th> <th>Remark</th> </tr> <tr> <th>Freq</th> <th>Level</th> <th>Line Margin</th> <th>Level Factor</th> <th>Loss Factor</th> <th>Factor</th> <th></th> <th></th> <th></th> </tr> <tr> <th>MHz</th> <th>dBuV/m</th> <th>dBuV/m</th> <th>dB</th> <th>dBuV</th> <th>dB/m</th> <th>dB</th> <th>dB</th> <th>dB</th> <th>cm</th> <th>deg</th> </tr> </thead> <tbody> <tr> <td>1</td> <td>4824.00</td> <td>44.70</td> <td>74.00</td> <td>-29.30</td> <td>36.78</td> <td>32.19</td> <td>12.46</td> <td>37.52</td> <td>0.79</td> <td>--</td> <td>--</td> <td>PEAK</td> </tr> </tbody> </table>	Limit	Read	Ant	Cable	Preamp	Aux	APos	TPos	Remark	Freq	Level	Line Margin	Level Factor	Loss Factor	Factor				MHz	dBuV/m	dBuV/m	dB	dBuV	dB/m	dB	dB	dB	cm	deg	1	4824.00	44.70	74.00	-29.30	36.78	32.19	12.46	37.52	0.79	--	--	PEAK
	Limit	Read	Ant	Cable	Preamp	Aux	APos	TPos	Remark																																																																																									
Freq	Level	Line Margin	Level Factor	Loss Factor	Factor																																																																																													
MHz	dBuV/m	dBuV/m	dB	dBuV	dB/m	dB	dB	cm	deg																																																																																									
1	4824.00	50.26	74.00	-23.74	42.34	32.19	12.46	37.52	0.79	101	10	PEAK																																																																																						
2	4824.00	45.10	54.00	-8.90	37.18	32.19	12.46	37.52	0.79	101	10	Average																																																																																						
Limit	Read	Ant	Cable	Preamp	Aux	APos	TPos	Remark																																																																																										
Freq	Level	Line Margin	Level Factor	Loss Factor	Factor																																																																																													
MHz	dBuV/m	dBuV/m	dB	dBuV	dB/m	dB	dB	dB	cm	deg																																																																																								
1	4824.00	44.70	74.00	-29.30	36.78	32.19	12.46	37.52	0.79	--	--	PEAK																																																																																						



Mode	12	
	Harmonic	
	2400-2483.5_802.11b_CH01_2412MHz	
ANT	1	
Pol.	Horizontal	Vertical
14.47G ~14.5G Avg	<p>Site : 03CH20-HY Condition: AVG_54 3m HF_91200_02360_231030 HORIZONTAL</p>	<p>Site : 03CH20-HY Condition: AVG_54 3m HF_91200_02360_231030 VERTICAL</p>
	17.7G ~18G Avg	<p>Site : 03CH20-HY Condition: AVG_54 3m HF_91200_02360_231030 HORIZONTAL</p>



Mode	13																																																																																	
	Band Edge - L																																																																																	
	2400-2483.5_802.11b_CH06_2437MHz																																																																																	
ANT	1																																																																																	
Pol.	Horizontal	Fundamental																																																																																
Peak	 <p>Site : 03CH20-HY Condition: PEAK_BE_74 3m HF_91200_02360_231030 HORIZONTAL : RBW:1000.000kHz VBW:3000.000kHz SWT:Auto</p> <table border="1"> <thead> <tr> <th>Limit</th> <th>Read</th> <th>Ant</th> <th>Cable</th> <th>Preamp</th> <th>Aux</th> <th>APos</th> <th>TPos</th> <th>Remark</th> </tr> <tr> <th>Freq</th> <th>Level</th> <th>Line Margin</th> <th>Level</th> <th>Factor</th> <th>Loss Factor</th> <th>Factor</th> <th></th> <th></th> </tr> <tr> <th>MHz</th> <th>dBuV/m</th> <th>dBuV/m</th> <th>dB</th> <th>dBuV</th> <th>dB/m</th> <th>dB</th> <th>dB</th> <th>cm</th> <th>deg</th> </tr> </thead> <tbody> <tr> <td>1</td> <td>2367.91</td> <td>50.35</td> <td>74.00</td> <td>-23.65</td> <td>40.63</td> <td>27.28</td> <td>8.65</td> <td>36.24</td> <td>10.03</td> <td>115</td> <td>13 PEAK</td> </tr> </tbody> </table>	Limit	Read	Ant	Cable	Preamp	Aux	APos	TPos	Remark	Freq	Level	Line Margin	Level	Factor	Loss Factor	Factor			MHz	dBuV/m	dBuV/m	dB	dBuV	dB/m	dB	dB	cm	deg	1	2367.91	50.35	74.00	-23.65	40.63	27.28	8.65	36.24	10.03	115	13 PEAK	 <p>Site : 03CH20-HY Condition: PEAK_74 3m HF_91200_02360_231030 HORIZONTAL : RBW:1000.000kHz VBW:3000.000kHz SWT:Auto</p> <table border="1"> <thead> <tr> <th>Limit</th> <th>Read</th> <th>Ant</th> <th>Cable</th> <th>Preamp</th> <th>Aux</th> <th>APos</th> <th>TPos</th> <th>Remark</th> </tr> <tr> <th>Freq</th> <th>Level</th> <th>Line Margin</th> <th>Level</th> <th>Factor</th> <th>Loss Factor</th> <th>Factor</th> <th></th> <th></th> </tr> <tr> <th>MHz</th> <th>dBuV/m</th> <th>dBuV/m</th> <th>dB</th> <th>dBuV</th> <th>dB/m</th> <th>dB</th> <th>dB</th> <th>cm</th> <th>deg</th> </tr> </thead> <tbody> <tr> <td>1</td> <td>2437.00</td> <td>103.57</td> <td>-----</td> <td>-----</td> <td>93.52</td> <td>27.50</td> <td>8.78</td> <td>36.26</td> <td>10.03</td> <td>115</td> <td>13 PEAK</td> </tr> </tbody> </table>	Limit	Read	Ant	Cable	Preamp	Aux	APos	TPos	Remark	Freq	Level	Line Margin	Level	Factor	Loss Factor	Factor			MHz	dBuV/m	dBuV/m	dB	dBuV	dB/m	dB	dB	cm	deg	1	2437.00	103.57	-----	-----	93.52	27.50	8.78	36.26	10.03	115	13 PEAK
Limit	Read	Ant	Cable	Preamp	Aux	APos	TPos	Remark																																																																										
Freq	Level	Line Margin	Level	Factor	Loss Factor	Factor																																																																												
MHz	dBuV/m	dBuV/m	dB	dBuV	dB/m	dB	dB	cm	deg																																																																									
1	2367.91	50.35	74.00	-23.65	40.63	27.28	8.65	36.24	10.03	115	13 PEAK																																																																							
Limit	Read	Ant	Cable	Preamp	Aux	APos	TPos	Remark																																																																										
Freq	Level	Line Margin	Level	Factor	Loss Factor	Factor																																																																												
MHz	dBuV/m	dBuV/m	dB	dBuV	dB/m	dB	dB	cm	deg																																																																									
1	2437.00	103.57	-----	-----	93.52	27.50	8.78	36.26	10.03	115	13 PEAK																																																																							
Avg	 <p>Site : 03CH20-HY Condition: AVG_BE_54 3m HF_91200_02360_231030 HORIZONTAL : RBW:1000.000kHz VBW:0.010kHz SWT:Auto</p> <table border="1"> <thead> <tr> <th>Limit</th> <th>Read</th> <th>Ant</th> <th>Cable</th> <th>Preamp</th> <th>Aux</th> <th>APos</th> <th>TPos</th> <th>Remark</th> </tr> <tr> <th>Freq</th> <th>Level</th> <th>Line Margin</th> <th>Level</th> <th>Factor</th> <th>Loss Factor</th> <th>Factor</th> <th></th> <th></th> </tr> <tr> <th>MHz</th> <th>dBuV/m</th> <th>dBuV/m</th> <th>dB</th> <th>dBuV</th> <th>dB/m</th> <th>dB</th> <th>dB</th> <th>cm</th> <th>deg</th> </tr> </thead> <tbody> <tr> <td>1</td> <td>2389.88</td> <td>39.36</td> <td>54.00</td> <td>-14.64</td> <td>29.58</td> <td>27.30</td> <td>8.69</td> <td>36.24</td> <td>10.03</td> <td>115</td> <td>13 AVERAGE</td> </tr> </tbody> </table>	Limit	Read	Ant	Cable	Preamp	Aux	APos	TPos	Remark	Freq	Level	Line Margin	Level	Factor	Loss Factor	Factor			MHz	dBuV/m	dBuV/m	dB	dBuV	dB/m	dB	dB	cm	deg	1	2389.88	39.36	54.00	-14.64	29.58	27.30	8.69	36.24	10.03	115	13 AVERAGE	 <p>Site : 03CH20-HY Condition: AVG_54 3m HF_91200_02360_231030 HORIZONTAL : RBW:1000.000kHz VBW:0.010kHz SWT:Auto</p> <table border="1"> <thead> <tr> <th>Limit</th> <th>Read</th> <th>Ant</th> <th>Cable</th> <th>Preamp</th> <th>Aux</th> <th>APos</th> <th>TPos</th> <th>Remark</th> </tr> <tr> <th>Freq</th> <th>Level</th> <th>Line Margin</th> <th>Level</th> <th>Factor</th> <th>Loss Factor</th> <th>Factor</th> <th></th> <th></th> </tr> <tr> <th>MHz</th> <th>dBuV/m</th> <th>dBuV/m</th> <th>dB</th> <th>dBuV</th> <th>dB/m</th> <th>dB</th> <th>dB</th> <th>cm</th> <th>deg</th> </tr> </thead> <tbody> <tr> <td>1</td> <td>2437.00</td> <td>100.44</td> <td>-----</td> <td>-----</td> <td>90.39</td> <td>27.50</td> <td>8.78</td> <td>36.26</td> <td>10.03</td> <td>115</td> <td>13 AVERAGE</td> </tr> </tbody> </table>	Limit	Read	Ant	Cable	Preamp	Aux	APos	TPos	Remark	Freq	Level	Line Margin	Level	Factor	Loss Factor	Factor			MHz	dBuV/m	dBuV/m	dB	dBuV	dB/m	dB	dB	cm	deg	1	2437.00	100.44	-----	-----	90.39	27.50	8.78	36.26	10.03	115	13 AVERAGE
Limit	Read	Ant	Cable	Preamp	Aux	APos	TPos	Remark																																																																										
Freq	Level	Line Margin	Level	Factor	Loss Factor	Factor																																																																												
MHz	dBuV/m	dBuV/m	dB	dBuV	dB/m	dB	dB	cm	deg																																																																									
1	2389.88	39.36	54.00	-14.64	29.58	27.30	8.69	36.24	10.03	115	13 AVERAGE																																																																							
Limit	Read	Ant	Cable	Preamp	Aux	APos	TPos	Remark																																																																										
Freq	Level	Line Margin	Level	Factor	Loss Factor	Factor																																																																												
MHz	dBuV/m	dBuV/m	dB	dBuV	dB/m	dB	dB	cm	deg																																																																									
1	2437.00	100.44	-----	-----	90.39	27.50	8.78	36.26	10.03	115	13 AVERAGE																																																																							



Mode	13																																														
	Band Edge - R																																														
	2400-2483.5_802.11b_CH06_2437MHz																																														
ANT	1																																														
Pol.	Horizontal	Fundamental																																													
Peak	<p>Site : 03CH20-HY Condition: PEAK_BE_74 3m HF_91200_02360_231030 HORIZONTAL : RBW:1000.000kHz VBW:3000.000kHz SWT:Auto</p> <table border="1"> <thead> <tr> <th>Limit</th> <th>Read</th> <th>Ant</th> <th>Cable</th> <th>Preamp</th> <th>Aux</th> <th>APos</th> <th>TPos</th> <th>Remark</th> </tr> <tr> <th>Freq</th> <th>Level</th> <th>Line</th> <th>Margin</th> <th>Level</th> <th>Factor</th> <th>Loss</th> <th>Factor</th> <th>Factor</th> </tr> <tr> <th>MHz</th> <th>dBuV/m</th> <th>dBuV/m</th> <th>dB</th> <th>dBuV</th> <th>dB/m</th> <th>dB</th> <th>dB</th> <th>dB</th> </tr> </thead> <tbody> <tr> <td>1 2488.47</td> <td>51.79</td> <td>74.00</td> <td>-22.21</td> <td>41.49</td> <td>27.68</td> <td>8.87</td> <td>36.28</td> <td>10.03</td> </tr> <tr> <td></td> <td></td> <td></td> <td></td> <td></td> <td></td> <td></td> <td></td> <td>115 13 PEAK</td> </tr> </tbody> </table>	Limit	Read	Ant	Cable	Preamp	Aux	APos	TPos	Remark	Freq	Level	Line	Margin	Level	Factor	Loss	Factor	Factor	MHz	dBuV/m	dBuV/m	dB	dBuV	dB/m	dB	dB	dB	1 2488.47	51.79	74.00	-22.21	41.49	27.68	8.87	36.28	10.03									115 13 PEAK	Blank
Limit	Read	Ant	Cable	Preamp	Aux	APos	TPos	Remark																																							
Freq	Level	Line	Margin	Level	Factor	Loss	Factor	Factor																																							
MHz	dBuV/m	dBuV/m	dB	dBuV	dB/m	dB	dB	dB																																							
1 2488.47	51.79	74.00	-22.21	41.49	27.68	8.87	36.28	10.03																																							
								115 13 PEAK																																							
Avg	<p>Site : 03CH20-HY Condition: AVG_BE_54 3m HF_91200_02360_231030 HORIZONTAL : RBW:1000.000kHz VBW:0.010kHz SWT:Auto</p> <table border="1"> <thead> <tr> <th>Limit</th> <th>Read</th> <th>Ant</th> <th>Cable</th> <th>Preamp</th> <th>Aux</th> <th>APos</th> <th>TPos</th> <th>Remark</th> </tr> <tr> <th>Freq</th> <th>Level</th> <th>Line</th> <th>Margin</th> <th>Level</th> <th>Factor</th> <th>Loss</th> <th>Factor</th> <th>Factor</th> </tr> <tr> <th>MHz</th> <th>dBuV/m</th> <th>dBuV/m</th> <th>dB</th> <th>dBuV</th> <th>dB/m</th> <th>dB</th> <th>dB</th> <th>dB</th> </tr> </thead> <tbody> <tr> <td>1 2489.04</td> <td>39.77</td> <td>54.00</td> <td>-14.23</td> <td>29.46</td> <td>27.69</td> <td>8.87</td> <td>36.28</td> <td>10.03</td> </tr> <tr> <td></td> <td></td> <td></td> <td></td> <td></td> <td></td> <td></td> <td></td> <td>115 13 AVERAGE</td> </tr> </tbody> </table>	Limit	Read	Ant	Cable	Preamp	Aux	APos	TPos	Remark	Freq	Level	Line	Margin	Level	Factor	Loss	Factor	Factor	MHz	dBuV/m	dBuV/m	dB	dBuV	dB/m	dB	dB	dB	1 2489.04	39.77	54.00	-14.23	29.46	27.69	8.87	36.28	10.03									115 13 AVERAGE	Blank
Limit	Read	Ant	Cable	Preamp	Aux	APos	TPos	Remark																																							
Freq	Level	Line	Margin	Level	Factor	Loss	Factor	Factor																																							
MHz	dBuV/m	dBuV/m	dB	dBuV	dB/m	dB	dB	dB																																							
1 2489.04	39.77	54.00	-14.23	29.46	27.69	8.87	36.28	10.03																																							
								115 13 AVERAGE																																							



Mode	13																																																																																	
	Band Edge - L																																																																																	
	2400-2483.5_802.11b_CH06_2437MHz																																																																																	
ANT	1																																																																																	
Pol.	Vertical	Fundamental																																																																																
Peak	<p>Site : 03CH20-HY Condition: PEAK_BE_74 3m HF_91200_02360_231030 VERTICAL : RBW:1000.000kHz VBW:3000.000kHz SWT:Auto</p> <table border="1"> <thead> <tr> <th>Limit</th> <th>Read</th> <th>Ant</th> <th>Cable</th> <th>Preamp</th> <th>Aux</th> <th>APos</th> <th>TPos</th> <th>Remark</th> </tr> <tr> <th>Freq</th> <th>Level</th> <th>Line Margin</th> <th>Level Factor</th> <th>Loss Factor</th> <th>Factor</th> <th>Factor</th> <th>Factor</th> <th></th> </tr> <tr> <th>MHz</th> <th>dBuV/m</th> <th>dBuV/m</th> <th>dB</th> <th>dBuV</th> <th>dB/m</th> <th>dB</th> <th>dB</th> <th>cm</th> </tr> </thead> <tbody> <tr> <td>1</td> <td>2354.58</td> <td>49.55</td> <td>74.00</td> <td>-24.45</td> <td>39.98</td> <td>27.15</td> <td>8.62</td> <td>36.23</td> <td>10.03</td> <td>362</td> <td>203</td> <td>PEAK</td> </tr> </tbody> </table>	Limit	Read	Ant	Cable	Preamp	Aux	APos	TPos	Remark	Freq	Level	Line Margin	Level Factor	Loss Factor	Factor	Factor	Factor		MHz	dBuV/m	dBuV/m	dB	dBuV	dB/m	dB	dB	cm	1	2354.58	49.55	74.00	-24.45	39.98	27.15	8.62	36.23	10.03	362	203	PEAK	<p>Site : 03CH20-HY Condition: PEAK_74 3m HF_91200_02360_231030 VERTICAL : RBW:1000.000kHz VBW:3000.000kHz SWT:Auto</p> <table border="1"> <thead> <tr> <th>Limit</th> <th>Read</th> <th>Ant</th> <th>Cable</th> <th>Preamp</th> <th>Aux</th> <th>APos</th> <th>TPos</th> <th>Remark</th> </tr> <tr> <th>Freq</th> <th>Level</th> <th>Line Margin</th> <th>Level Factor</th> <th>Loss Factor</th> <th>Factor</th> <th>Factor</th> <th>Factor</th> <th></th> </tr> <tr> <th>MHz</th> <th>dBuV/m</th> <th>dBuV/m</th> <th>dB</th> <th>dBuV</th> <th>dB/m</th> <th>dB</th> <th>dB</th> <th>cm</th> </tr> </thead> <tbody> <tr> <td>1</td> <td>2437.00</td> <td>98.75</td> <td>-----</td> <td>-----</td> <td>88.70</td> <td>27.50</td> <td>8.78</td> <td>36.26</td> <td>10.03</td> <td>362</td> <td>203</td> <td>PEAK</td> </tr> </tbody> </table>	Limit	Read	Ant	Cable	Preamp	Aux	APos	TPos	Remark	Freq	Level	Line Margin	Level Factor	Loss Factor	Factor	Factor	Factor		MHz	dBuV/m	dBuV/m	dB	dBuV	dB/m	dB	dB	cm	1	2437.00	98.75	-----	-----	88.70	27.50	8.78	36.26	10.03	362	203	PEAK
Limit	Read	Ant	Cable	Preamp	Aux	APos	TPos	Remark																																																																										
Freq	Level	Line Margin	Level Factor	Loss Factor	Factor	Factor	Factor																																																																											
MHz	dBuV/m	dBuV/m	dB	dBuV	dB/m	dB	dB	cm																																																																										
1	2354.58	49.55	74.00	-24.45	39.98	27.15	8.62	36.23	10.03	362	203	PEAK																																																																						
Limit	Read	Ant	Cable	Preamp	Aux	APos	TPos	Remark																																																																										
Freq	Level	Line Margin	Level Factor	Loss Factor	Factor	Factor	Factor																																																																											
MHz	dBuV/m	dBuV/m	dB	dBuV	dB/m	dB	dB	cm																																																																										
1	2437.00	98.75	-----	-----	88.70	27.50	8.78	36.26	10.03	362	203	PEAK																																																																						
Avg	<p>Site : 03CH20-HY Condition: AVG_BE_54 3m HF_91200_02360_231030 VERTICAL : RBW:1000.000kHz VBW:0.010kHz SWT:Auto</p> <table border="1"> <thead> <tr> <th>Limit</th> <th>Read</th> <th>Ant</th> <th>Cable</th> <th>Preamp</th> <th>Aux</th> <th>APos</th> <th>TPos</th> <th>Remark</th> </tr> <tr> <th>Freq</th> <th>Level</th> <th>Line Margin</th> <th>Level Factor</th> <th>Loss Factor</th> <th>Factor</th> <th>Factor</th> <th>Factor</th> <th></th> </tr> <tr> <th>MHz</th> <th>dBuV/m</th> <th>dBuV/m</th> <th>dB</th> <th>dBuV</th> <th>dB/m</th> <th>dB</th> <th>dB</th> <th>cm</th> </tr> </thead> <tbody> <tr> <td>1</td> <td>2384.42</td> <td>38.59</td> <td>54.00</td> <td>-15.41</td> <td>28.76</td> <td>27.36</td> <td>8.68</td> <td>36.24</td> <td>10.03</td> <td>362</td> <td>203</td> <td>AVERAGE</td> </tr> </tbody> </table>	Limit	Read	Ant	Cable	Preamp	Aux	APos	TPos	Remark	Freq	Level	Line Margin	Level Factor	Loss Factor	Factor	Factor	Factor		MHz	dBuV/m	dBuV/m	dB	dBuV	dB/m	dB	dB	cm	1	2384.42	38.59	54.00	-15.41	28.76	27.36	8.68	36.24	10.03	362	203	AVERAGE	<p>Site : 03CH20-HY Condition: AVG_54 3m HF_91200_02360_231030 VERTICAL : RBW:1000.000kHz VBW:0.010kHz SWT:Auto</p> <table border="1"> <thead> <tr> <th>Limit</th> <th>Read</th> <th>Ant</th> <th>Cable</th> <th>Preamp</th> <th>Aux</th> <th>APos</th> <th>TPos</th> <th>Remark</th> </tr> <tr> <th>Freq</th> <th>Level</th> <th>Line Margin</th> <th>Level Factor</th> <th>Loss Factor</th> <th>Factor</th> <th>Factor</th> <th>Factor</th> <th></th> </tr> <tr> <th>MHz</th> <th>dBuV/m</th> <th>dBuV/m</th> <th>dB</th> <th>dBuV</th> <th>dB/m</th> <th>dB</th> <th>dB</th> <th>cm</th> </tr> </thead> <tbody> <tr> <td>1</td> <td>2437.00</td> <td>95.63</td> <td>-----</td> <td>-----</td> <td>85.58</td> <td>27.50</td> <td>8.78</td> <td>36.26</td> <td>10.03</td> <td>362</td> <td>203</td> <td>AVERAGE</td> </tr> </tbody> </table>	Limit	Read	Ant	Cable	Preamp	Aux	APos	TPos	Remark	Freq	Level	Line Margin	Level Factor	Loss Factor	Factor	Factor	Factor		MHz	dBuV/m	dBuV/m	dB	dBuV	dB/m	dB	dB	cm	1	2437.00	95.63	-----	-----	85.58	27.50	8.78	36.26	10.03	362	203	AVERAGE
Limit	Read	Ant	Cable	Preamp	Aux	APos	TPos	Remark																																																																										
Freq	Level	Line Margin	Level Factor	Loss Factor	Factor	Factor	Factor																																																																											
MHz	dBuV/m	dBuV/m	dB	dBuV	dB/m	dB	dB	cm																																																																										
1	2384.42	38.59	54.00	-15.41	28.76	27.36	8.68	36.24	10.03	362	203	AVERAGE																																																																						
Limit	Read	Ant	Cable	Preamp	Aux	APos	TPos	Remark																																																																										
Freq	Level	Line Margin	Level Factor	Loss Factor	Factor	Factor	Factor																																																																											
MHz	dBuV/m	dBuV/m	dB	dBuV	dB/m	dB	dB	cm																																																																										
1	2437.00	95.63	-----	-----	85.58	27.50	8.78	36.26	10.03	362	203	AVERAGE																																																																						



Mode	13																																									
	Band Edge - R																																									
	2400-2483.5_802.11b_CH06_2437MHz																																									
ANT	1																																									
Pol.	Vertical	Fundamental																																								
Peak	<p>Site : 03CH20-HY Condition: PEAK_BE_74 3m HF_91200_02360_231030 VERTICAL : RBW:1000.000kHz VBW:3000.000kHz SMT:Auto</p> <table border="1"> <thead> <tr> <th>Limit</th> <th>Read</th> <th>Ant</th> <th>Cable</th> <th>Preamp</th> <th>Aux</th> <th>APos</th> <th>TPos</th> <th>Remark</th> </tr> <tr> <th>Freq</th> <th>Level</th> <th>Line</th> <th>Margin</th> <th>Level</th> <th>Factor</th> <th>Loss</th> <th>Factor</th> <th>Factor</th> </tr> <tr> <th>MHz</th> <th>dBuV/m</th> <th>dBuV/m</th> <th>dB</th> <th>dBuV</th> <th>dB/m</th> <th>dB</th> <th>dB</th> <th>dB</th> </tr> </thead> <tbody> <tr> <td>1</td> <td>2488.66</td> <td>50.16</td> <td>74.00</td> <td>-23.84</td> <td>39.85</td> <td>27.69</td> <td>8.87</td> <td>36.28</td> <td>10.03</td> <td>362</td> <td>203</td> <td>PEAK</td> </tr> </tbody> </table>	Limit	Read	Ant	Cable	Preamp	Aux	APos	TPos	Remark	Freq	Level	Line	Margin	Level	Factor	Loss	Factor	Factor	MHz	dBuV/m	dBuV/m	dB	dBuV	dB/m	dB	dB	dB	1	2488.66	50.16	74.00	-23.84	39.85	27.69	8.87	36.28	10.03	362	203	PEAK	Blank
Limit	Read	Ant	Cable	Preamp	Aux	APos	TPos	Remark																																		
Freq	Level	Line	Margin	Level	Factor	Loss	Factor	Factor																																		
MHz	dBuV/m	dBuV/m	dB	dBuV	dB/m	dB	dB	dB																																		
1	2488.66	50.16	74.00	-23.84	39.85	27.69	8.87	36.28	10.03	362	203	PEAK																														
Avg	<p>Site : 03CH20-HY Condition: AVG_BE_54 3m HF_91200_02360_231030 VERTICAL : RBW:1000.000kHz VBW:0.010kHz SMT:Auto</p> <table border="1"> <thead> <tr> <th>Limit</th> <th>Read</th> <th>Ant</th> <th>Cable</th> <th>Preamp</th> <th>Aux</th> <th>APos</th> <th>TPos</th> <th>Remark</th> </tr> <tr> <th>Freq</th> <th>Level</th> <th>Line</th> <th>Margin</th> <th>Level</th> <th>Factor</th> <th>Loss</th> <th>Factor</th> <th>Factor</th> </tr> <tr> <th>MHz</th> <th>dBuV/m</th> <th>dBuV/m</th> <th>dB</th> <th>dBuV</th> <th>dB/m</th> <th>dB</th> <th>dB</th> <th>dB</th> </tr> </thead> <tbody> <tr> <td>1</td> <td>2490.80</td> <td>39.13</td> <td>54.00</td> <td>-14.87</td> <td>28.80</td> <td>27.70</td> <td>8.88</td> <td>36.28</td> <td>10.03</td> <td>362</td> <td>203</td> <td>AVERAGE</td> </tr> </tbody> </table>	Limit	Read	Ant	Cable	Preamp	Aux	APos	TPos	Remark	Freq	Level	Line	Margin	Level	Factor	Loss	Factor	Factor	MHz	dBuV/m	dBuV/m	dB	dBuV	dB/m	dB	dB	dB	1	2490.80	39.13	54.00	-14.87	28.80	27.70	8.88	36.28	10.03	362	203	AVERAGE	Blank
Limit	Read	Ant	Cable	Preamp	Aux	APos	TPos	Remark																																		
Freq	Level	Line	Margin	Level	Factor	Loss	Factor	Factor																																		
MHz	dBuV/m	dBuV/m	dB	dBuV	dB/m	dB	dB	dB																																		
1	2490.80	39.13	54.00	-14.87	28.80	27.70	8.88	36.28	10.03	362	203	AVERAGE																														



Mode	13																																																																																																																																							
	Harmonic																																																																																																																																							
	2400-2483.5_802.11b_CH06_2437MHz																																																																																																																																							
ANT	1																																																																																																																																							
Pol.	Horizontal	Vertical																																																																																																																																						
Peak Avg	<p>Site : 03CH20-HY Condition: PEAK_74 3m HF_91200_02360_231030 HORIZONTAL</p> <table border="1"> <thead> <tr> <th></th> <th>Limit</th> <th>Read</th> <th>Ant</th> <th>Cable</th> <th>Preamp</th> <th>Aux</th> <th>APos</th> <th>TPos</th> <th>Remark</th> </tr> <tr> <th>Freq</th> <th>Level</th> <th>Line Margin</th> <th>Level</th> <th>Factor</th> <th>Loss Factor</th> <th>Factor</th> <th></th> <th></th> <th></th> </tr> <tr> <th></th> <th>MHz</th> <th>dBuV/m</th> <th>dBuV/m</th> <th>dB</th> <th>dBuV</th> <th>dB/m</th> <th>dB</th> <th>dB</th> <th>cm</th> <th>deg</th> </tr> </thead> <tbody> <tr> <td>1</td> <td>4874.00</td> <td>53.66</td> <td>74.00</td> <td>-20.34</td> <td>45.45</td> <td>32.54</td> <td>12.55</td> <td>37.56</td> <td>0.68</td> <td>101</td> <td>8 PEAK</td> </tr> <tr> <td>2</td> <td>4874.00</td> <td>51.42</td> <td>54.00</td> <td>-2.58</td> <td>43.21</td> <td>32.54</td> <td>12.55</td> <td>37.56</td> <td>0.68</td> <td>101</td> <td>8 Average</td> </tr> <tr> <td>3</td> <td>7311.00</td> <td>47.38</td> <td>74.00</td> <td>-26.62</td> <td>33.31</td> <td>36.88</td> <td>15.44</td> <td>38.61</td> <td>0.36</td> <td>--</td> <td>-- PEAK</td> </tr> </tbody> </table>		Limit	Read	Ant	Cable	Preamp	Aux	APos	TPos	Remark	Freq	Level	Line Margin	Level	Factor	Loss Factor	Factor					MHz	dBuV/m	dBuV/m	dB	dBuV	dB/m	dB	dB	cm	deg	1	4874.00	53.66	74.00	-20.34	45.45	32.54	12.55	37.56	0.68	101	8 PEAK	2	4874.00	51.42	54.00	-2.58	43.21	32.54	12.55	37.56	0.68	101	8 Average	3	7311.00	47.38	74.00	-26.62	33.31	36.88	15.44	38.61	0.36	--	-- PEAK	<p>Site : 03CH20-HY Condition: PEAK_74 3m HF_91200_02360_231030 VERTICAL</p> <table border="1"> <thead> <tr> <th></th> <th>Limit</th> <th>Read</th> <th>Ant</th> <th>Cable</th> <th>Preamp</th> <th>Aux</th> <th>APos</th> <th>TPos</th> <th>Remark</th> </tr> <tr> <th>Freq</th> <th>Level</th> <th>Line Margin</th> <th>Level</th> <th>Factor</th> <th>Loss Factor</th> <th>Factor</th> <th></th> <th></th> <th></th> </tr> <tr> <th></th> <th>MHz</th> <th>dBuV/m</th> <th>dBuV/m</th> <th>dB</th> <th>dBuV</th> <th>dB/m</th> <th>dB</th> <th>dB</th> <th>cm</th> <th>deg</th> </tr> </thead> <tbody> <tr> <td>1</td> <td>4874.00</td> <td>50.33</td> <td>74.00</td> <td>-23.67</td> <td>42.12</td> <td>32.54</td> <td>12.55</td> <td>37.56</td> <td>0.68</td> <td>101</td> <td>335 PEAK</td> </tr> <tr> <td>2</td> <td>4874.00</td> <td>46.68</td> <td>54.00</td> <td>-7.32</td> <td>38.47</td> <td>32.54</td> <td>12.55</td> <td>37.56</td> <td>0.68</td> <td>101</td> <td>335 Average</td> </tr> <tr> <td>3</td> <td>7311.00</td> <td>48.71</td> <td>74.00</td> <td>-25.29</td> <td>34.64</td> <td>36.88</td> <td>15.44</td> <td>38.61</td> <td>0.36</td> <td>--</td> <td>-- PEAK</td> </tr> </tbody> </table>		Limit	Read	Ant	Cable	Preamp	Aux	APos	TPos	Remark	Freq	Level	Line Margin	Level	Factor	Loss Factor	Factor					MHz	dBuV/m	dBuV/m	dB	dBuV	dB/m	dB	dB	cm	deg	1	4874.00	50.33	74.00	-23.67	42.12	32.54	12.55	37.56	0.68	101	335 PEAK	2	4874.00	46.68	54.00	-7.32	38.47	32.54	12.55	37.56	0.68	101	335 Average	3	7311.00	48.71	74.00	-25.29	34.64	36.88	15.44	38.61	0.36	--	-- PEAK
		Limit	Read	Ant	Cable	Preamp	Aux	APos	TPos	Remark																																																																																																																														
Freq	Level	Line Margin	Level	Factor	Loss Factor	Factor																																																																																																																																		
	MHz	dBuV/m	dBuV/m	dB	dBuV	dB/m	dB	dB	cm	deg																																																																																																																														
1	4874.00	53.66	74.00	-20.34	45.45	32.54	12.55	37.56	0.68	101	8 PEAK																																																																																																																													
2	4874.00	51.42	54.00	-2.58	43.21	32.54	12.55	37.56	0.68	101	8 Average																																																																																																																													
3	7311.00	47.38	74.00	-26.62	33.31	36.88	15.44	38.61	0.36	--	-- PEAK																																																																																																																													
	Limit	Read	Ant	Cable	Preamp	Aux	APos	TPos	Remark																																																																																																																															
Freq	Level	Line Margin	Level	Factor	Loss Factor	Factor																																																																																																																																		
	MHz	dBuV/m	dBuV/m	dB	dBuV	dB/m	dB	dB	cm	deg																																																																																																																														
1	4874.00	50.33	74.00	-23.67	42.12	32.54	12.55	37.56	0.68	101	335 PEAK																																																																																																																													
2	4874.00	46.68	54.00	-7.32	38.47	32.54	12.55	37.56	0.68	101	335 Average																																																																																																																													
3	7311.00	48.71	74.00	-25.29	34.64	36.88	15.44	38.61	0.36	--	-- PEAK																																																																																																																													



Mode	13	
	Harmonic	
	2400-2483.5_802.11b_CH06_2437MHz	
ANT	1	
Pol.	Horizontal	Vertical
14.47G ~14.5G Avg	<p>Site : 03CH20-HY Condition: AVG_54 3m HF_91200_02360_231030 HORIZONTAL</p>	<p>Site : 03CH20-HY Condition: AVG_54 3m HF_91200_02360_231030 VERTICAL</p>
	17.7G ~18G Avg	<p>Site : 03CH20-HY Condition: AVG_54 3m HF_91200_02360_231030 HORIZONTAL</p>



Mode	14																																																																																			
	Band Edge																																																																																			
	2400-2483.5_802.11b_CH11_2462MHz																																																																																			
ANT	1																																																																																			
Pol.	Horizontal	Fundamental																																																																																		
Peak	<p>Site : 03CH20-HY Condition: PEAK_BE_74 3m HF_91200_02360_231030 HORIZONTAL : RBW:1000.000kHz VBW:3000.000kHz SWT:Auto</p> <table border="1"> <thead> <tr> <th>Limit</th> <th>Read</th> <th>Ant</th> <th>Cable</th> <th>Preamp</th> <th>Aux</th> <th>APos</th> <th>TPos</th> <th>Remark</th> </tr> <tr> <th>Freq</th> <th>Level</th> <th>Line Margin</th> <th>Level Factor</th> <th>Loss Factor</th> <th>Factor</th> <th>Factor</th> <th>Factor</th> <th></th> </tr> <tr> <th>MHz</th> <th>dBuV/m</th> <th>dBuV/m</th> <th>dB</th> <th>dBuV</th> <th>dB/m</th> <th>dB</th> <th>dB</th> <th>cm</th> <th>deg</th> </tr> </thead> <tbody> <tr> <td>1</td> <td>2486.51</td> <td>50.34</td> <td>74.00</td> <td>-23.66</td> <td>40.05</td> <td>27.67</td> <td>8.87</td> <td>36.28</td> <td>10.03</td> <td>134</td> <td>12</td> <td>PEAK</td> </tr> </tbody> </table>	Limit	Read	Ant	Cable	Preamp	Aux	APos	TPos	Remark	Freq	Level	Line Margin	Level Factor	Loss Factor	Factor	Factor	Factor		MHz	dBuV/m	dBuV/m	dB	dBuV	dB/m	dB	dB	cm	deg	1	2486.51	50.34	74.00	-23.66	40.05	27.67	8.87	36.28	10.03	134	12	PEAK	<p>Site : 03CH20-HY Condition: PEAK_74 3m HF_91200_02360_231030 HORIZONTAL : RBW:1000.000kHz VBW:3000.000kHz SWT:Auto</p> <table border="1"> <thead> <tr> <th>Limit</th> <th>Read</th> <th>Ant</th> <th>Cable</th> <th>Preamp</th> <th>Aux</th> <th>APos</th> <th>TPos</th> <th>Remark</th> </tr> <tr> <th>Freq</th> <th>Level</th> <th>Line Margin</th> <th>Level Factor</th> <th>Loss Factor</th> <th>Factor</th> <th>Factor</th> <th>Factor</th> <th></th> </tr> <tr> <th>MHz</th> <th>dBuV/m</th> <th>dBuV/m</th> <th>dB</th> <th>dBuV</th> <th>dB/m</th> <th>dB</th> <th>dB</th> <th>cm</th> <th>deg</th> </tr> </thead> <tbody> <tr> <td>1</td> <td>2462.00</td> <td>103.15</td> <td>-----</td> <td>-----</td> <td>93.07</td> <td>27.50</td> <td>8.82</td> <td>36.27</td> <td>10.03</td> <td>134</td> <td>12</td> <td>PEAK</td> </tr> </tbody> </table>	Limit	Read	Ant	Cable	Preamp	Aux	APos	TPos	Remark	Freq	Level	Line Margin	Level Factor	Loss Factor	Factor	Factor	Factor		MHz	dBuV/m	dBuV/m	dB	dBuV	dB/m	dB	dB	cm	deg	1	2462.00	103.15	-----	-----	93.07	27.50	8.82	36.27	10.03	134	12	PEAK
	Limit	Read	Ant	Cable	Preamp	Aux	APos	TPos	Remark																																																																											
Freq	Level	Line Margin	Level Factor	Loss Factor	Factor	Factor	Factor																																																																													
MHz	dBuV/m	dBuV/m	dB	dBuV	dB/m	dB	dB	cm	deg																																																																											
1	2486.51	50.34	74.00	-23.66	40.05	27.67	8.87	36.28	10.03	134	12	PEAK																																																																								
Limit	Read	Ant	Cable	Preamp	Aux	APos	TPos	Remark																																																																												
Freq	Level	Line Margin	Level Factor	Loss Factor	Factor	Factor	Factor																																																																													
MHz	dBuV/m	dBuV/m	dB	dBuV	dB/m	dB	dB	cm	deg																																																																											
1	2462.00	103.15	-----	-----	93.07	27.50	8.82	36.27	10.03	134	12	PEAK																																																																								
Avg	<p>Site : 03CH20-HY Condition: AVG_BE_54 3m HF_91200_02360_231030 HORIZONTAL : RBW:1000.000kHz VBW:0.010kHz SWT:Auto</p> <table border="1"> <thead> <tr> <th>Limit</th> <th>Read</th> <th>Ant</th> <th>Cable</th> <th>Preamp</th> <th>Aux</th> <th>APos</th> <th>TPos</th> <th>Remark</th> </tr> <tr> <th>Freq</th> <th>Level</th> <th>Line Margin</th> <th>Level Factor</th> <th>Loss Factor</th> <th>Factor</th> <th>Factor</th> <th>Factor</th> <th></th> </tr> <tr> <th>MHz</th> <th>dBuV/m</th> <th>dBuV/m</th> <th>dB</th> <th>dBuV</th> <th>dB/m</th> <th>dB</th> <th>dB</th> <th>cm</th> <th>deg</th> </tr> </thead> <tbody> <tr> <td>1</td> <td>2491.15</td> <td>39.43</td> <td>54.00</td> <td>-14.57</td> <td>29.10</td> <td>27.70</td> <td>8.88</td> <td>36.28</td> <td>10.03</td> <td>134</td> <td>12</td> <td>AVERAGE</td> </tr> </tbody> </table>	Limit	Read	Ant	Cable	Preamp	Aux	APos	TPos	Remark	Freq	Level	Line Margin	Level Factor	Loss Factor	Factor	Factor	Factor		MHz	dBuV/m	dBuV/m	dB	dBuV	dB/m	dB	dB	cm	deg	1	2491.15	39.43	54.00	-14.57	29.10	27.70	8.88	36.28	10.03	134	12	AVERAGE	<p>Site : 03CH20-HY Condition: AVG_54 3m HF_91200_02360_231030 HORIZONTAL : RBW:1000.000kHz VBW:0.010kHz SWT:Auto</p> <table border="1"> <thead> <tr> <th>Limit</th> <th>Read</th> <th>Ant</th> <th>Cable</th> <th>Preamp</th> <th>Aux</th> <th>APos</th> <th>TPos</th> <th>Remark</th> </tr> <tr> <th>Freq</th> <th>Level</th> <th>Line Margin</th> <th>Level Factor</th> <th>Loss Factor</th> <th>Factor</th> <th>Factor</th> <th>Factor</th> <th></th> </tr> <tr> <th>MHz</th> <th>dBuV/m</th> <th>dBuV/m</th> <th>dB</th> <th>dBuV</th> <th>dB/m</th> <th>dB</th> <th>dB</th> <th>cm</th> <th>deg</th> </tr> </thead> <tbody> <tr> <td>1</td> <td>2462.00</td> <td>100.04</td> <td>-----</td> <td>-----</td> <td>89.95</td> <td>27.50</td> <td>8.83</td> <td>36.27</td> <td>10.03</td> <td>134</td> <td>12</td> <td>AVERAGE</td> </tr> </tbody> </table>	Limit	Read	Ant	Cable	Preamp	Aux	APos	TPos	Remark	Freq	Level	Line Margin	Level Factor	Loss Factor	Factor	Factor	Factor		MHz	dBuV/m	dBuV/m	dB	dBuV	dB/m	dB	dB	cm	deg	1	2462.00	100.04	-----	-----	89.95	27.50	8.83	36.27	10.03	134	12	AVERAGE
Limit	Read	Ant	Cable	Preamp	Aux	APos	TPos	Remark																																																																												
Freq	Level	Line Margin	Level Factor	Loss Factor	Factor	Factor	Factor																																																																													
MHz	dBuV/m	dBuV/m	dB	dBuV	dB/m	dB	dB	cm	deg																																																																											
1	2491.15	39.43	54.00	-14.57	29.10	27.70	8.88	36.28	10.03	134	12	AVERAGE																																																																								
Limit	Read	Ant	Cable	Preamp	Aux	APos	TPos	Remark																																																																												
Freq	Level	Line Margin	Level Factor	Loss Factor	Factor	Factor	Factor																																																																													
MHz	dBuV/m	dBuV/m	dB	dBuV	dB/m	dB	dB	cm	deg																																																																											
1	2462.00	100.04	-----	-----	89.95	27.50	8.83	36.27	10.03	134	12	AVERAGE																																																																								



Mode	14																																																																																			
	Band Edge																																																																																			
	2400-2483.5_802.11b_CH11_2462MHz																																																																																			
ANT	1																																																																																			
Pol.	Vertical	Fundamental																																																																																		
Peak	<p>Site : 03CH20-HY Condition: PEAK_BE_74 3m HF_91200_02360_231030 VERTICAL : RBW:1000.000kHz VBW:3000.000kHz SMT:Auto</p> <table border="1"> <thead> <tr> <th>Limit</th> <th>Read</th> <th>Ant</th> <th>Cable</th> <th>Preamp</th> <th>Aux</th> <th>APos</th> <th>TPos</th> <th>Remark</th> </tr> <tr> <th>Freq</th> <th>Level</th> <th>Line Margin</th> <th>Level Factor</th> <th>Loss Factor</th> <th>Loss Factor</th> <th>Factor</th> <th></th> <th></th> </tr> <tr> <th>MHz</th> <th>dBuV/m</th> <th>dBuV/m</th> <th>dB</th> <th>dBuV</th> <th>dB/m</th> <th>dB</th> <th>dB</th> <th>cm</th> <th>deg</th> </tr> </thead> <tbody> <tr> <td>1</td> <td>2486.28</td> <td>50.46</td> <td>74.00</td> <td>-23.54</td> <td>40.18</td> <td>27.66</td> <td>8.87</td> <td>36.28</td> <td>10.03</td> <td>350</td> <td>202</td> <td>PEAK</td> </tr> </tbody> </table>	Limit	Read	Ant	Cable	Preamp	Aux	APos	TPos	Remark	Freq	Level	Line Margin	Level Factor	Loss Factor	Loss Factor	Factor			MHz	dBuV/m	dBuV/m	dB	dBuV	dB/m	dB	dB	cm	deg	1	2486.28	50.46	74.00	-23.54	40.18	27.66	8.87	36.28	10.03	350	202	PEAK	<p>Site : 03CH20-HY Condition: PEAK_74 3m HF_91200_02360_231030 VERTICAL : RBW:1000.000kHz VBW:3000.000kHz SMT:Auto</p> <table border="1"> <thead> <tr> <th>Limit</th> <th>Read</th> <th>Ant</th> <th>Cable</th> <th>Preamp</th> <th>Aux</th> <th>APos</th> <th>TPos</th> <th>Remark</th> </tr> <tr> <th>Freq</th> <th>Level</th> <th>Line Margin</th> <th>Level Factor</th> <th>Loss Factor</th> <th>Loss Factor</th> <th>Factor</th> <th></th> <th></th> </tr> <tr> <th>MHz</th> <th>dBuV/m</th> <th>dBuV/m</th> <th>dB</th> <th>dBuV</th> <th>dB/m</th> <th>dB</th> <th>dB</th> <th>cm</th> <th>deg</th> </tr> </thead> <tbody> <tr> <td>1</td> <td>2462.00</td> <td>99.82</td> <td>-----</td> <td>-----</td> <td>89.74</td> <td>27.50</td> <td>8.82</td> <td>36.27</td> <td>10.03</td> <td>350</td> <td>202</td> <td>PEAK</td> </tr> </tbody> </table>	Limit	Read	Ant	Cable	Preamp	Aux	APos	TPos	Remark	Freq	Level	Line Margin	Level Factor	Loss Factor	Loss Factor	Factor			MHz	dBuV/m	dBuV/m	dB	dBuV	dB/m	dB	dB	cm	deg	1	2462.00	99.82	-----	-----	89.74	27.50	8.82	36.27	10.03	350	202	PEAK
	Limit	Read	Ant	Cable	Preamp	Aux	APos	TPos	Remark																																																																											
Freq	Level	Line Margin	Level Factor	Loss Factor	Loss Factor	Factor																																																																														
MHz	dBuV/m	dBuV/m	dB	dBuV	dB/m	dB	dB	cm	deg																																																																											
1	2486.28	50.46	74.00	-23.54	40.18	27.66	8.87	36.28	10.03	350	202	PEAK																																																																								
Limit	Read	Ant	Cable	Preamp	Aux	APos	TPos	Remark																																																																												
Freq	Level	Line Margin	Level Factor	Loss Factor	Loss Factor	Factor																																																																														
MHz	dBuV/m	dBuV/m	dB	dBuV	dB/m	dB	dB	cm	deg																																																																											
1	2462.00	99.82	-----	-----	89.74	27.50	8.82	36.27	10.03	350	202	PEAK																																																																								
Avg	<p>Site : 03CH20-HY Condition: AVG_BE_54 3m HF_91200_02360_231030 VERTICAL : RBW:1000.000kHz VBW:0.010kHz SMT:Auto</p> <table border="1"> <thead> <tr> <th>Limit</th> <th>Read</th> <th>Ant</th> <th>Cable</th> <th>Preamp</th> <th>Aux</th> <th>APos</th> <th>TPos</th> <th>Remark</th> </tr> <tr> <th>Freq</th> <th>Level</th> <th>Line Margin</th> <th>Level Factor</th> <th>Loss Factor</th> <th>Loss Factor</th> <th>Factor</th> <th></th> <th></th> </tr> <tr> <th>MHz</th> <th>dBuV/m</th> <th>dBuV/m</th> <th>dB</th> <th>dBuV</th> <th>dB/m</th> <th>dB</th> <th>dB</th> <th>cm</th> <th>deg</th> </tr> </thead> <tbody> <tr> <td>1</td> <td>2492.97</td> <td>39.07</td> <td>54.00</td> <td>-14.93</td> <td>28.74</td> <td>27.70</td> <td>8.88</td> <td>36.28</td> <td>10.03</td> <td>350</td> <td>202</td> <td>AVERAGE</td> </tr> </tbody> </table>	Limit	Read	Ant	Cable	Preamp	Aux	APos	TPos	Remark	Freq	Level	Line Margin	Level Factor	Loss Factor	Loss Factor	Factor			MHz	dBuV/m	dBuV/m	dB	dBuV	dB/m	dB	dB	cm	deg	1	2492.97	39.07	54.00	-14.93	28.74	27.70	8.88	36.28	10.03	350	202	AVERAGE	<p>Site : 03CH20-HY Condition: AVG_54 3m HF_91200_02360_231030 VERTICAL : RBW:1000.000kHz VBW:0.010kHz SMT:Auto</p> <table border="1"> <thead> <tr> <th>Limit</th> <th>Read</th> <th>Ant</th> <th>Cable</th> <th>Preamp</th> <th>Aux</th> <th>APos</th> <th>TPos</th> <th>Remark</th> </tr> <tr> <th>Freq</th> <th>Level</th> <th>Line Margin</th> <th>Level Factor</th> <th>Loss Factor</th> <th>Loss Factor</th> <th>Factor</th> <th></th> <th></th> </tr> <tr> <th>MHz</th> <th>dBuV/m</th> <th>dBuV/m</th> <th>dB</th> <th>dBuV</th> <th>dB/m</th> <th>dB</th> <th>dB</th> <th>cm</th> <th>deg</th> </tr> </thead> <tbody> <tr> <td>1</td> <td>2462.00</td> <td>96.68</td> <td>-----</td> <td>-----</td> <td>86.59</td> <td>27.50</td> <td>8.83</td> <td>36.27</td> <td>10.03</td> <td>350</td> <td>202</td> <td>AVERAGE</td> </tr> </tbody> </table>	Limit	Read	Ant	Cable	Preamp	Aux	APos	TPos	Remark	Freq	Level	Line Margin	Level Factor	Loss Factor	Loss Factor	Factor			MHz	dBuV/m	dBuV/m	dB	dBuV	dB/m	dB	dB	cm	deg	1	2462.00	96.68	-----	-----	86.59	27.50	8.83	36.27	10.03	350	202	AVERAGE
Limit	Read	Ant	Cable	Preamp	Aux	APos	TPos	Remark																																																																												
Freq	Level	Line Margin	Level Factor	Loss Factor	Loss Factor	Factor																																																																														
MHz	dBuV/m	dBuV/m	dB	dBuV	dB/m	dB	dB	cm	deg																																																																											
1	2492.97	39.07	54.00	-14.93	28.74	27.70	8.88	36.28	10.03	350	202	AVERAGE																																																																								
Limit	Read	Ant	Cable	Preamp	Aux	APos	TPos	Remark																																																																												
Freq	Level	Line Margin	Level Factor	Loss Factor	Loss Factor	Factor																																																																														
MHz	dBuV/m	dBuV/m	dB	dBuV	dB/m	dB	dB	cm	deg																																																																											
1	2462.00	96.68	-----	-----	86.59	27.50	8.83	36.27	10.03	350	202	AVERAGE																																																																								

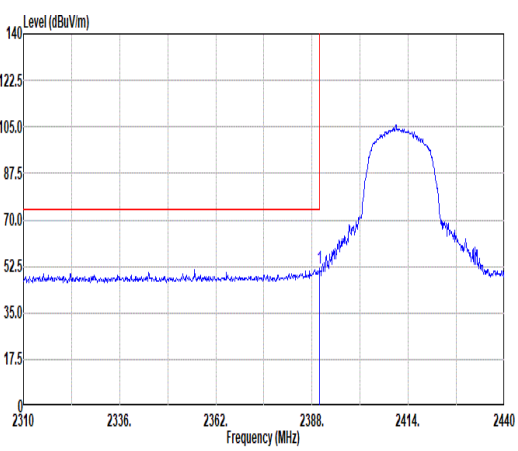
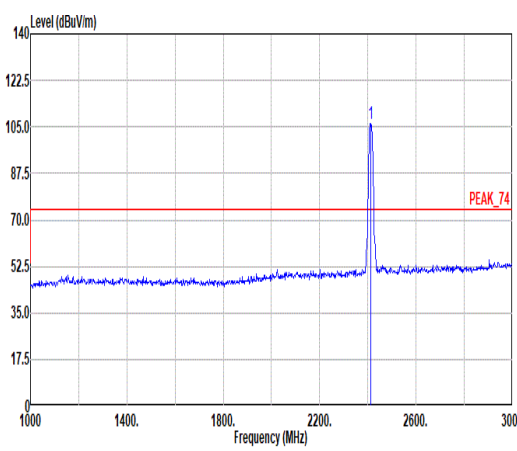
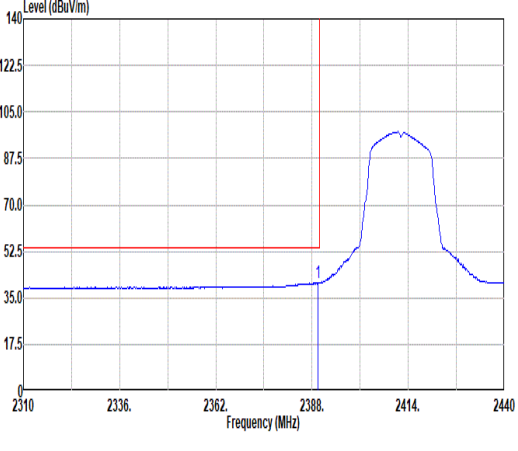
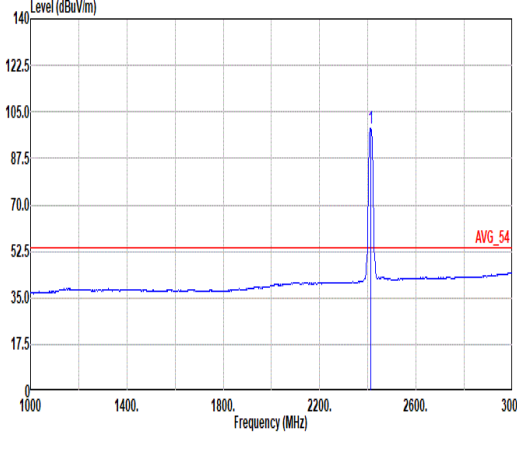


Mode	14																																																																																																																						
	Harmonic																																																																																																																						
	2400-2483.5_802.11b_CH11_2462MHz																																																																																																																						
ANT	1																																																																																																																						
Pol.	Horizontal	Vertical																																																																																																																					
Peak Avg	<p>Site : 03CH20-HY Condition: PEAK_74 3m HF_91200_02360_231030 HORIZONTAL</p> <table border="1"> <thead> <tr> <th>Peak</th> <th>Freq</th> <th>Level</th> <th>Limit</th> <th>Line Margin</th> <th>Read</th> <th>Ant</th> <th>Cable</th> <th>Preamp</th> <th>Aux</th> <th>APos</th> <th>TPos</th> <th>Remark</th> </tr> <tr> <th></th> <th>MHz</th> <th>dBuV/m</th> <th>dBuV/m</th> <th>dB</th> <th>dBuV</th> <th>dB/m</th> <th>dB</th> <th>dB</th> <th>dB</th> <th>cm</th> <th>deg</th> <th></th> </tr> </thead> <tbody> <tr> <td>1</td> <td>4924.00</td> <td>47.72</td> <td>74.00</td> <td>-26.28</td> <td>39.30</td> <td>32.80</td> <td>12.64</td> <td>37.60</td> <td>0.58</td> <td>--</td> <td>--</td> <td>PEAK</td> </tr> <tr> <td>2</td> <td>7386.00</td> <td>48.11</td> <td>74.00</td> <td>-25.89</td> <td>34.27</td> <td>36.66</td> <td>15.52</td> <td>38.67</td> <td>0.33</td> <td>222</td> <td>195</td> <td>PEAK</td> </tr> <tr> <td>3</td> <td>7386.00</td> <td>38.50</td> <td>54.00</td> <td>-15.50</td> <td>24.66</td> <td>36.66</td> <td>15.52</td> <td>38.67</td> <td>0.33</td> <td>222</td> <td>195</td> <td>Average</td> </tr> </tbody> </table>	Peak	Freq	Level	Limit	Line Margin	Read	Ant	Cable	Preamp	Aux	APos	TPos	Remark		MHz	dBuV/m	dBuV/m	dB	dBuV	dB/m	dB	dB	dB	cm	deg		1	4924.00	47.72	74.00	-26.28	39.30	32.80	12.64	37.60	0.58	--	--	PEAK	2	7386.00	48.11	74.00	-25.89	34.27	36.66	15.52	38.67	0.33	222	195	PEAK	3	7386.00	38.50	54.00	-15.50	24.66	36.66	15.52	38.67	0.33	222	195	Average	<p>Site : 03CH20-HY Condition: PEAK_74 3m HF_91200_02360_231030 VERTICAL</p> <table border="1"> <thead> <tr> <th>Peak</th> <th>Freq</th> <th>Level</th> <th>Limit</th> <th>Line Margin</th> <th>Read</th> <th>Ant</th> <th>Cable</th> <th>Preamp</th> <th>Aux</th> <th>APos</th> <th>TPos</th> <th>Remark</th> </tr> <tr> <th></th> <th>MHz</th> <th>dBuV/m</th> <th>dBuV/m</th> <th>dB</th> <th>dBuV</th> <th>dB/m</th> <th>dB</th> <th>dB</th> <th>dB</th> <th>cm</th> <th>deg</th> <th></th> </tr> </thead> <tbody> <tr> <td>1</td> <td>4924.00</td> <td>45.02</td> <td>74.00</td> <td>-28.98</td> <td>36.60</td> <td>32.80</td> <td>12.64</td> <td>37.60</td> <td>0.58</td> <td>--</td> <td>--</td> <td>PEAK</td> </tr> <tr> <td>2</td> <td>7386.00</td> <td>47.61</td> <td>74.00</td> <td>-26.39</td> <td>33.77</td> <td>36.66</td> <td>15.52</td> <td>38.67</td> <td>0.33</td> <td>--</td> <td>--</td> <td>PEAK</td> </tr> </tbody> </table>	Peak	Freq	Level	Limit	Line Margin	Read	Ant	Cable	Preamp	Aux	APos	TPos	Remark		MHz	dBuV/m	dBuV/m	dB	dBuV	dB/m	dB	dB	dB	cm	deg		1	4924.00	45.02	74.00	-28.98	36.60	32.80	12.64	37.60	0.58	--	--	PEAK	2	7386.00	47.61	74.00	-26.39	33.77	36.66	15.52	38.67	0.33	--	--	PEAK
	Peak	Freq	Level	Limit	Line Margin	Read	Ant	Cable	Preamp	Aux	APos	TPos	Remark																																																																																																										
	MHz	dBuV/m	dBuV/m	dB	dBuV	dB/m	dB	dB	dB	cm	deg																																																																																																												
1	4924.00	47.72	74.00	-26.28	39.30	32.80	12.64	37.60	0.58	--	--	PEAK																																																																																																											
2	7386.00	48.11	74.00	-25.89	34.27	36.66	15.52	38.67	0.33	222	195	PEAK																																																																																																											
3	7386.00	38.50	54.00	-15.50	24.66	36.66	15.52	38.67	0.33	222	195	Average																																																																																																											
Peak	Freq	Level	Limit	Line Margin	Read	Ant	Cable	Preamp	Aux	APos	TPos	Remark																																																																																																											
	MHz	dBuV/m	dBuV/m	dB	dBuV	dB/m	dB	dB	dB	cm	deg																																																																																																												
1	4924.00	45.02	74.00	-28.98	36.60	32.80	12.64	37.60	0.58	--	--	PEAK																																																																																																											
2	7386.00	47.61	74.00	-26.39	33.77	36.66	15.52	38.67	0.33	--	--	PEAK																																																																																																											



Mode	14	
	Harmonic	
	2400-2483.5_802.11b_CH11_2462MHz	
ANT	1	
Pol.	Horizontal	Vertical
14.47G ~14.5G Avg	<p>Site : 03CH20-HY Condition: AVG_54 3m HF_91200_02360_231030 HORIZONTAL</p>	<p>Site : 03CH20-HY Condition: AVG_54 3m HF_91200_02360_231030 VERTICAL</p>
	17.7G ~18G Avg	<p>Site : 03CH20-HY Condition: AVG_54 3m HF_91200_02360_231030 HORIZONTAL</p>



Mode	15																																																																																			
	Band Edge																																																																																			
	2400-2483.5_802.11g_CH01_2412MHz																																																																																			
ANT	1																																																																																			
Pol.	Horizontal	Fundamental																																																																																		
Peak	 <p>Site : 03CH20-HY Condition: PEAK_BE_74 3m HF_91200_02360_231030 HORIZONTAL : RBW:1000.000kHz VBW:3000.000kHz SMT:Auto</p> <table border="1"> <thead> <tr> <th>Limit</th> <th>Read</th> <th>Ant</th> <th>Cable</th> <th>Preamp</th> <th>Aux</th> <th>APos</th> <th>TPos</th> <th>Remark</th> </tr> <tr> <th>Freq</th> <th>Level</th> <th>Line Margin</th> <th>Level</th> <th>Factor</th> <th>Loss Factor</th> <th>Factor</th> <th></th> <th></th> </tr> <tr> <th>MHz</th> <th>dBuV/m</th> <th>dBuV/m</th> <th>dB</th> <th>dBuV</th> <th>dB/m</th> <th>dB</th> <th>dB</th> <th>cm</th> <th>deg</th> </tr> </thead> <tbody> <tr> <td>1</td> <td>2389.95</td> <td>51.67</td> <td>74.00</td> <td>-22.33</td> <td>41.89</td> <td>27.30</td> <td>8.69</td> <td>36.24</td> <td>10.03</td> <td>148</td> <td>12</td> <td>PEAK</td> </tr> </tbody> </table>	Limit	Read	Ant	Cable	Preamp	Aux	APos	TPos	Remark	Freq	Level	Line Margin	Level	Factor	Loss Factor	Factor			MHz	dBuV/m	dBuV/m	dB	dBuV	dB/m	dB	dB	cm	deg	1	2389.95	51.67	74.00	-22.33	41.89	27.30	8.69	36.24	10.03	148	12	PEAK	 <p>Site : 03CH20-HY Condition: PEAK_74 3m HF_91200_02360_231030 HORIZONTAL : RBW:1000.000kHz VBW:3000.000kHz SMT:Auto</p> <table border="1"> <thead> <tr> <th>Limit</th> <th>Read</th> <th>Ant</th> <th>Cable</th> <th>Preamp</th> <th>Aux</th> <th>APos</th> <th>TPos</th> <th>Remark</th> </tr> <tr> <th>Freq</th> <th>Level</th> <th>Line Margin</th> <th>Level</th> <th>Factor</th> <th>Loss Factor</th> <th>Factor</th> <th></th> <th></th> </tr> <tr> <th>MHz</th> <th>dBuV/m</th> <th>dBuV/m</th> <th>dB</th> <th>dBuV</th> <th>dB/m</th> <th>dB</th> <th>dB</th> <th>cm</th> <th>deg</th> </tr> </thead> <tbody> <tr> <td>1</td> <td>2412.00</td> <td>106.18</td> <td>-----</td> <td>-----</td> <td>96.17</td> <td>27.50</td> <td>8.73</td> <td>36.25</td> <td>10.03</td> <td>148</td> <td>12</td> <td>PEAK</td> </tr> </tbody> </table>	Limit	Read	Ant	Cable	Preamp	Aux	APos	TPos	Remark	Freq	Level	Line Margin	Level	Factor	Loss Factor	Factor			MHz	dBuV/m	dBuV/m	dB	dBuV	dB/m	dB	dB	cm	deg	1	2412.00	106.18	-----	-----	96.17	27.50	8.73	36.25	10.03	148	12	PEAK
	Limit	Read	Ant	Cable	Preamp	Aux	APos	TPos	Remark																																																																											
Freq	Level	Line Margin	Level	Factor	Loss Factor	Factor																																																																														
MHz	dBuV/m	dBuV/m	dB	dBuV	dB/m	dB	dB	cm	deg																																																																											
1	2389.95	51.67	74.00	-22.33	41.89	27.30	8.69	36.24	10.03	148	12	PEAK																																																																								
Limit	Read	Ant	Cable	Preamp	Aux	APos	TPos	Remark																																																																												
Freq	Level	Line Margin	Level	Factor	Loss Factor	Factor																																																																														
MHz	dBuV/m	dBuV/m	dB	dBuV	dB/m	dB	dB	cm	deg																																																																											
1	2412.00	106.18	-----	-----	96.17	27.50	8.73	36.25	10.03	148	12	PEAK																																																																								
Avg	 <p>Site : 03CH20-HY Condition: AVG_BE_54 3m HF_91200_02360_231030 HORIZONTAL : RBW:1000.000kHz VBW:0.750kHz SMT:Auto</p> <table border="1"> <thead> <tr> <th>Limit</th> <th>Read</th> <th>Ant</th> <th>Cable</th> <th>Preamp</th> <th>Aux</th> <th>APos</th> <th>TPos</th> <th>Remark</th> </tr> <tr> <th>Freq</th> <th>Level</th> <th>Line Margin</th> <th>Level</th> <th>Factor</th> <th>Loss Factor</th> <th>Factor</th> <th></th> <th></th> </tr> <tr> <th>MHz</th> <th>dBuV/m</th> <th>dBuV/m</th> <th>dB</th> <th>dBuV</th> <th>dB/m</th> <th>dB</th> <th>dB</th> <th>cm</th> <th>deg</th> </tr> </thead> <tbody> <tr> <td>1</td> <td>2389.56</td> <td>40.58</td> <td>54.00</td> <td>-13.42</td> <td>30.80</td> <td>27.30</td> <td>8.69</td> <td>36.24</td> <td>10.03</td> <td>148</td> <td>12</td> <td>AVERAGE</td> </tr> </tbody> </table>	Limit	Read	Ant	Cable	Preamp	Aux	APos	TPos	Remark	Freq	Level	Line Margin	Level	Factor	Loss Factor	Factor			MHz	dBuV/m	dBuV/m	dB	dBuV	dB/m	dB	dB	cm	deg	1	2389.56	40.58	54.00	-13.42	30.80	27.30	8.69	36.24	10.03	148	12	AVERAGE	 <p>Site : 03CH20-HY Condition: AVG_54 3m HF_91200_02360_231030 HORIZONTAL : RBW:1000.000kHz VBW:0.750kHz SMT:Auto</p> <table border="1"> <thead> <tr> <th>Limit</th> <th>Read</th> <th>Ant</th> <th>Cable</th> <th>Preamp</th> <th>Aux</th> <th>APos</th> <th>TPos</th> <th>Remark</th> </tr> <tr> <th>Freq</th> <th>Level</th> <th>Line Margin</th> <th>Level</th> <th>Factor</th> <th>Loss Factor</th> <th>Factor</th> <th></th> <th></th> </tr> <tr> <th>MHz</th> <th>dBuV/m</th> <th>dBuV/m</th> <th>dB</th> <th>dBuV</th> <th>dB/m</th> <th>dB</th> <th>dB</th> <th>cm</th> <th>deg</th> </tr> </thead> <tbody> <tr> <td>1</td> <td>2412.00</td> <td>98.89</td> <td>-----</td> <td>-----</td> <td>88.88</td> <td>27.50</td> <td>8.73</td> <td>36.25</td> <td>10.03</td> <td>148</td> <td>12</td> <td>AVERAGE</td> </tr> </tbody> </table>	Limit	Read	Ant	Cable	Preamp	Aux	APos	TPos	Remark	Freq	Level	Line Margin	Level	Factor	Loss Factor	Factor			MHz	dBuV/m	dBuV/m	dB	dBuV	dB/m	dB	dB	cm	deg	1	2412.00	98.89	-----	-----	88.88	27.50	8.73	36.25	10.03	148	12	AVERAGE
Limit	Read	Ant	Cable	Preamp	Aux	APos	TPos	Remark																																																																												
Freq	Level	Line Margin	Level	Factor	Loss Factor	Factor																																																																														
MHz	dBuV/m	dBuV/m	dB	dBuV	dB/m	dB	dB	cm	deg																																																																											
1	2389.56	40.58	54.00	-13.42	30.80	27.30	8.69	36.24	10.03	148	12	AVERAGE																																																																								
Limit	Read	Ant	Cable	Preamp	Aux	APos	TPos	Remark																																																																												
Freq	Level	Line Margin	Level	Factor	Loss Factor	Factor																																																																														
MHz	dBuV/m	dBuV/m	dB	dBuV	dB/m	dB	dB	cm	deg																																																																											
1	2412.00	98.89	-----	-----	88.88	27.50	8.73	36.25	10.03	148	12	AVERAGE																																																																								



Mode	15																																																																																			
	Band Edge																																																																																			
	2400-2483.5_802.11g_CH01_2412MHz																																																																																			
ANT	1																																																																																			
Pol.	Vertical	Fundamental																																																																																		
Peak	<p>Site : 03CH20-HY Condition: PEAK_BE_74 3m HF_91200_02360_231030 VERTICAL : RBW:1000.000kHz VBW:3000.000kHz SWT:Auto</p> <table border="1"> <thead> <tr> <th>Limit</th> <th>Read</th> <th>Ant</th> <th>Cable</th> <th>Preamp</th> <th>Aux</th> <th>APos</th> <th>TPos</th> <th>Remark</th> </tr> <tr> <th>Freq</th> <th>Level</th> <th>Line Margin</th> <th>Level</th> <th>Factor</th> <th>Loss Factor</th> <th>Factor</th> <th></th> <th></th> </tr> <tr> <th>MHz</th> <th>dBuV/m</th> <th>dBuV/m</th> <th>dB</th> <th>dBuV</th> <th>dB/m</th> <th>dB</th> <th>dB</th> <th>cm</th> <th>deg</th> </tr> </thead> <tbody> <tr> <td>1</td> <td>2370.71</td> <td>49.86</td> <td>74.00</td> <td>-24.14</td> <td>40.11</td> <td>27.31</td> <td>8.65</td> <td>36.24</td> <td>10.03</td> <td>363</td> <td>201</td> <td>PEAK</td> </tr> </tbody> </table>	Limit	Read	Ant	Cable	Preamp	Aux	APos	TPos	Remark	Freq	Level	Line Margin	Level	Factor	Loss Factor	Factor			MHz	dBuV/m	dBuV/m	dB	dBuV	dB/m	dB	dB	cm	deg	1	2370.71	49.86	74.00	-24.14	40.11	27.31	8.65	36.24	10.03	363	201	PEAK	<p>Site : 03CH20-HY Condition: PEAK_74 3m HF_91200_02360_231030 VERTICAL : RBW:1000.000kHz VBW:3000.000kHz SWT:Auto</p> <table border="1"> <thead> <tr> <th>Limit</th> <th>Read</th> <th>Ant</th> <th>Cable</th> <th>Preamp</th> <th>Aux</th> <th>APos</th> <th>TPos</th> <th>Remark</th> </tr> <tr> <th>Freq</th> <th>Level</th> <th>Line Margin</th> <th>Level</th> <th>Factor</th> <th>Loss Factor</th> <th>Factor</th> <th></th> <th></th> </tr> <tr> <th>MHz</th> <th>dBuV/m</th> <th>dBuV/m</th> <th>dB</th> <th>dBuV</th> <th>dB/m</th> <th>dB</th> <th>dB</th> <th>cm</th> <th>deg</th> </tr> </thead> <tbody> <tr> <td>1</td> <td>2412.00</td> <td>100.05</td> <td>-----</td> <td>-----</td> <td>90.04</td> <td>27.50</td> <td>8.73</td> <td>36.25</td> <td>10.03</td> <td>363</td> <td>201</td> <td>PEAK</td> </tr> </tbody> </table>	Limit	Read	Ant	Cable	Preamp	Aux	APos	TPos	Remark	Freq	Level	Line Margin	Level	Factor	Loss Factor	Factor			MHz	dBuV/m	dBuV/m	dB	dBuV	dB/m	dB	dB	cm	deg	1	2412.00	100.05	-----	-----	90.04	27.50	8.73	36.25	10.03	363	201	PEAK
	Limit	Read	Ant	Cable	Preamp	Aux	APos	TPos	Remark																																																																											
Freq	Level	Line Margin	Level	Factor	Loss Factor	Factor																																																																														
MHz	dBuV/m	dBuV/m	dB	dBuV	dB/m	dB	dB	cm	deg																																																																											
1	2370.71	49.86	74.00	-24.14	40.11	27.31	8.65	36.24	10.03	363	201	PEAK																																																																								
Limit	Read	Ant	Cable	Preamp	Aux	APos	TPos	Remark																																																																												
Freq	Level	Line Margin	Level	Factor	Loss Factor	Factor																																																																														
MHz	dBuV/m	dBuV/m	dB	dBuV	dB/m	dB	dB	cm	deg																																																																											
1	2412.00	100.05	-----	-----	90.04	27.50	8.73	36.25	10.03	363	201	PEAK																																																																								
Avg	<p>Site : 03CH20-HY Condition: AVG_BE_54 3m HF_91200_02360_231030 VERTICAL : RBW:1000.000kHz VBW:0.750kHz SWT:Auto</p> <table border="1"> <thead> <tr> <th>Limit</th> <th>Read</th> <th>Ant</th> <th>Cable</th> <th>Preamp</th> <th>Aux</th> <th>APos</th> <th>TPos</th> <th>Remark</th> </tr> <tr> <th>Freq</th> <th>Level</th> <th>Line Margin</th> <th>Level</th> <th>Factor</th> <th>Loss Factor</th> <th>Factor</th> <th></th> <th></th> </tr> <tr> <th>MHz</th> <th>dBuV/m</th> <th>dBuV/m</th> <th>dB</th> <th>dBuV</th> <th>dB/m</th> <th>dB</th> <th>dB</th> <th>cm</th> <th>deg</th> </tr> </thead> <tbody> <tr> <td>1</td> <td>2386.05</td> <td>39.53</td> <td>54.00</td> <td>-14.47</td> <td>29.72</td> <td>27.34</td> <td>8.68</td> <td>36.24</td> <td>10.03</td> <td>363</td> <td>201</td> <td>AVERAGE</td> </tr> </tbody> </table>	Limit	Read	Ant	Cable	Preamp	Aux	APos	TPos	Remark	Freq	Level	Line Margin	Level	Factor	Loss Factor	Factor			MHz	dBuV/m	dBuV/m	dB	dBuV	dB/m	dB	dB	cm	deg	1	2386.05	39.53	54.00	-14.47	29.72	27.34	8.68	36.24	10.03	363	201	AVERAGE	<p>Site : 03CH20-HY Condition: AVG_54 3m HF_91200_02360_231030 VERTICAL : RBW:1000.000kHz VBW:0.750kHz SWT:Auto</p> <table border="1"> <thead> <tr> <th>Limit</th> <th>Read</th> <th>Ant</th> <th>Cable</th> <th>Preamp</th> <th>Aux</th> <th>APos</th> <th>TPos</th> <th>Remark</th> </tr> <tr> <th>Freq</th> <th>Level</th> <th>Line Margin</th> <th>Level</th> <th>Factor</th> <th>Loss Factor</th> <th>Factor</th> <th></th> <th></th> </tr> <tr> <th>MHz</th> <th>dBuV/m</th> <th>dBuV/m</th> <th>dB</th> <th>dBuV</th> <th>dB/m</th> <th>dB</th> <th>dB</th> <th>cm</th> <th>deg</th> </tr> </thead> <tbody> <tr> <td>1</td> <td>2412.00</td> <td>92.53</td> <td>-----</td> <td>-----</td> <td>82.52</td> <td>27.50</td> <td>8.73</td> <td>36.25</td> <td>10.03</td> <td>363</td> <td>201</td> <td>AVERAGE</td> </tr> </tbody> </table>	Limit	Read	Ant	Cable	Preamp	Aux	APos	TPos	Remark	Freq	Level	Line Margin	Level	Factor	Loss Factor	Factor			MHz	dBuV/m	dBuV/m	dB	dBuV	dB/m	dB	dB	cm	deg	1	2412.00	92.53	-----	-----	82.52	27.50	8.73	36.25	10.03	363	201	AVERAGE
Limit	Read	Ant	Cable	Preamp	Aux	APos	TPos	Remark																																																																												
Freq	Level	Line Margin	Level	Factor	Loss Factor	Factor																																																																														
MHz	dBuV/m	dBuV/m	dB	dBuV	dB/m	dB	dB	cm	deg																																																																											
1	2386.05	39.53	54.00	-14.47	29.72	27.34	8.68	36.24	10.03	363	201	AVERAGE																																																																								
Limit	Read	Ant	Cable	Preamp	Aux	APos	TPos	Remark																																																																												
Freq	Level	Line Margin	Level	Factor	Loss Factor	Factor																																																																														
MHz	dBuV/m	dBuV/m	dB	dBuV	dB/m	dB	dB	cm	deg																																																																											
1	2412.00	92.53	-----	-----	82.52	27.50	8.73	36.25	10.03	363	201	AVERAGE																																																																								



Mode	15																																																																											
	Harmonic																																																																											
	2400-2483.5_802.11g_CH01_2412MHz																																																																											
ANT	1																																																																											
Pol.	Horizontal	Vertical																																																																										
Peak Avg	<p>Site : 03CH20-HY Condition: PEAK_74 3m HF_91200_02360_231030 HORIZONTAL</p> <table border="1"> <thead> <tr> <th>Limit</th> <th>Read</th> <th>Ant</th> <th>Cable</th> <th>Preamp</th> <th>Aux</th> <th>APos</th> <th>TPos</th> <th>Remark</th> </tr> <tr> <th>Freq Level Line Margin</th> <th>Level Factor</th> <th>Loss Factor</th> <th>Factor</th> <th>Factor</th> <th>Factor</th> <th>cm</th> <th>deg</th> <th></th> </tr> <tr> <th>MHz</th> <th>dBuV/m</th> <th>dBuV/m</th> <th>dB</th> <th>dBuV</th> <th>dB/m</th> <th>dB</th> <th>dB</th> <th>dB</th> </tr> </thead> <tbody> <tr> <td>1 4824.00</td> <td>44.37</td> <td>74.00</td> <td>-29.63</td> <td>36.45</td> <td>32.19</td> <td>12.46</td> <td>37.52</td> <td>0.79</td> <td>-- -- PEAK</td> </tr> </tbody> </table>	Limit	Read	Ant	Cable	Preamp	Aux	APos	TPos	Remark	Freq Level Line Margin	Level Factor	Loss Factor	Factor	Factor	Factor	cm	deg		MHz	dBuV/m	dBuV/m	dB	dBuV	dB/m	dB	dB	dB	1 4824.00	44.37	74.00	-29.63	36.45	32.19	12.46	37.52	0.79	-- -- PEAK	<p>Site : 03CH20-HY Condition: PEAK_74 3m HF_91200_02360_231030 VERTICAL</p> <table border="1"> <thead> <tr> <th>Limit</th> <th>Read</th> <th>Ant</th> <th>Cable</th> <th>Preamp</th> <th>Aux</th> <th>APos</th> <th>TPos</th> <th>Remark</th> </tr> <tr> <th>Freq Level Line Margin</th> <th>Level Factor</th> <th>Loss Factor</th> <th>Factor</th> <th>Factor</th> <th>Factor</th> <th>cm</th> <th>deg</th> <th></th> </tr> <tr> <th>MHz</th> <th>dBuV/m</th> <th>dBuV/m</th> <th>dB</th> <th>dBuV</th> <th>dB/m</th> <th>dB</th> <th>dB</th> <th>dB</th> </tr> </thead> <tbody> <tr> <td>1 4824.00</td> <td>43.87</td> <td>74.00</td> <td>-30.13</td> <td>35.95</td> <td>32.19</td> <td>12.46</td> <td>37.52</td> <td>0.79</td> <td>-- -- PEAK</td> </tr> </tbody> </table>	Limit	Read	Ant	Cable	Preamp	Aux	APos	TPos	Remark	Freq Level Line Margin	Level Factor	Loss Factor	Factor	Factor	Factor	cm	deg		MHz	dBuV/m	dBuV/m	dB	dBuV	dB/m	dB	dB	dB	1 4824.00	43.87	74.00	-30.13	35.95	32.19	12.46	37.52	0.79	-- -- PEAK
Limit	Read	Ant	Cable	Preamp	Aux	APos	TPos	Remark																																																																				
Freq Level Line Margin	Level Factor	Loss Factor	Factor	Factor	Factor	cm	deg																																																																					
MHz	dBuV/m	dBuV/m	dB	dBuV	dB/m	dB	dB	dB																																																																				
1 4824.00	44.37	74.00	-29.63	36.45	32.19	12.46	37.52	0.79	-- -- PEAK																																																																			
Limit	Read	Ant	Cable	Preamp	Aux	APos	TPos	Remark																																																																				
Freq Level Line Margin	Level Factor	Loss Factor	Factor	Factor	Factor	cm	deg																																																																					
MHz	dBuV/m	dBuV/m	dB	dBuV	dB/m	dB	dB	dB																																																																				
1 4824.00	43.87	74.00	-30.13	35.95	32.19	12.46	37.52	0.79	-- -- PEAK																																																																			



Mode	15	
	Harmonic	
	2400-2483.5_802.11g_CH01_2412MHz	
ANT	1	
Pol.	Horizontal	Vertical
14.47G ~14.5G Avg	<p>Site : 03CH20-HY Condition: AVG_54 3m HF_91200_02360_231030 HORIZONTAL</p>	<p>Site : 03CH20-HY Condition: AVG_54 3m HF_91200_02360_231030 VERTICAL</p>
	<p>Site : 03CH20-HY Condition: AVG_54 3m HF_91200_02360_231030 HORIZONTAL</p>	<p>Site : 03CH20-HY Condition: AVG_54 3m HF_91200_02360_231030 VERTICAL</p>

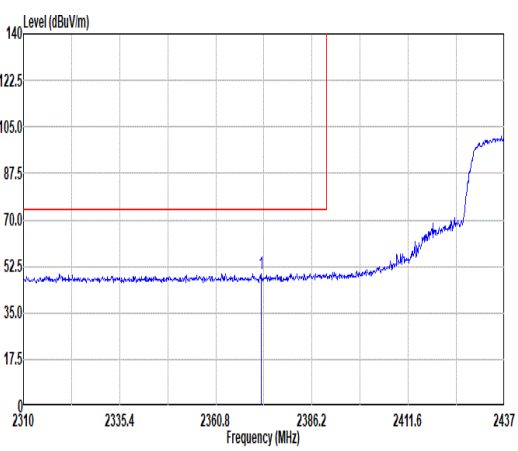
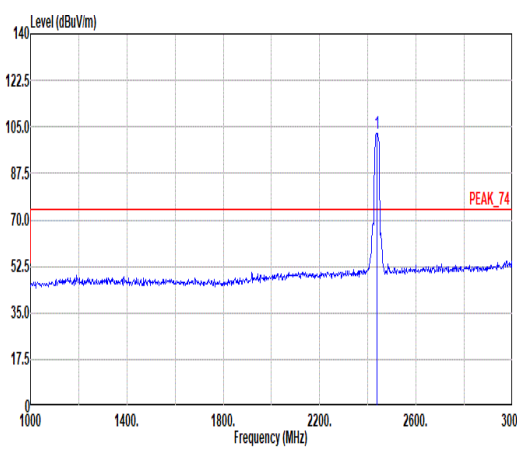
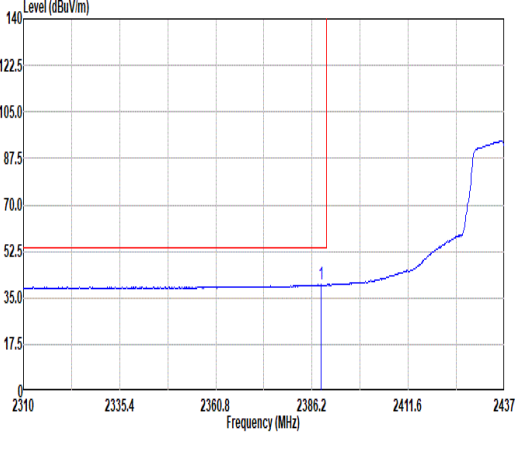
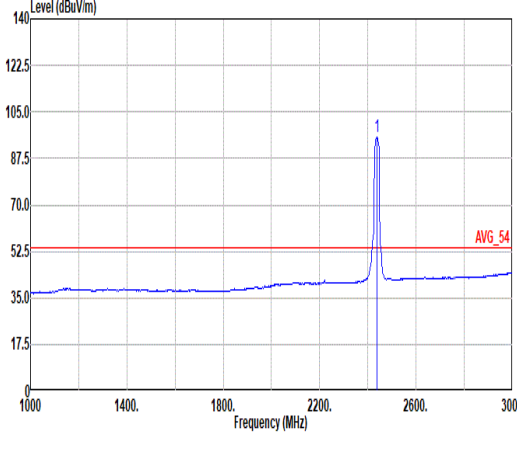


Mode	16																																																																																			
	Band Edge - L																																																																																			
	2400-2483.5_802.11g_CH06_2437MHz																																																																																			
ANT	1																																																																																			
Pol.	Horizontal	Fundamental																																																																																		
Peak	<p>Site : 03CH20-HY Condition: PEAK_BE_74 3m HF_91200_02360_231030 HORIZONTAL : RBW:1000.000kHz VBW:3000.000kHz SWT:Auto</p> <table border="1"> <thead> <tr> <th>Limit</th> <th>Read</th> <th>Ant</th> <th>Cable</th> <th>Preamp</th> <th>Aux</th> <th>APos</th> <th>TPos</th> <th>Remark</th> </tr> <tr> <th>Freq</th> <th>Level</th> <th>Line Margin</th> <th>Level Factor</th> <th>Loss Factor</th> <th>Loss Factor</th> <th>Factor</th> <th>Factor</th> <th></th> </tr> <tr> <th>MHz</th> <th>dBuV/m</th> <th>dBuV/m</th> <th>dB</th> <th>dBuV</th> <th>dB/m</th> <th>dB</th> <th>dB</th> <th>cm</th> <th>deg</th> </tr> </thead> <tbody> <tr> <td>1</td> <td>2386.11</td> <td>49.95</td> <td>74.00</td> <td>-24.05</td> <td>40.15</td> <td>27.32</td> <td>8.69</td> <td>36.24</td> <td>10.03</td> <td>171</td> <td>12</td> <td>PEAK</td> </tr> </tbody> </table>	Limit	Read	Ant	Cable	Preamp	Aux	APos	TPos	Remark	Freq	Level	Line Margin	Level Factor	Loss Factor	Loss Factor	Factor	Factor		MHz	dBuV/m	dBuV/m	dB	dBuV	dB/m	dB	dB	cm	deg	1	2386.11	49.95	74.00	-24.05	40.15	27.32	8.69	36.24	10.03	171	12	PEAK	<p>Site : 03CH20-HY Condition: PEAK_74 3m HF_91200_02360_231030 HORIZONTAL : RBW:1000.000kHz VBW:3000.000kHz SWT:Auto</p> <table border="1"> <thead> <tr> <th>Limit</th> <th>Read</th> <th>Ant</th> <th>Cable</th> <th>Preamp</th> <th>Aux</th> <th>APos</th> <th>TPos</th> <th>Remark</th> </tr> <tr> <th>Freq</th> <th>Level</th> <th>Line Margin</th> <th>Level Factor</th> <th>Loss Factor</th> <th>Loss Factor</th> <th>Factor</th> <th>Factor</th> <th></th> </tr> <tr> <th>MHz</th> <th>dBuV/m</th> <th>dBuV/m</th> <th>dB</th> <th>dBuV</th> <th>dB/m</th> <th>dB</th> <th>dB</th> <th>cm</th> <th>deg</th> </tr> </thead> <tbody> <tr> <td>1</td> <td>2437.00</td> <td>105.38</td> <td>-----</td> <td>-----</td> <td>95.33</td> <td>27.50</td> <td>8.78</td> <td>36.26</td> <td>10.03</td> <td>171</td> <td>12</td> <td>PEAK</td> </tr> </tbody> </table>	Limit	Read	Ant	Cable	Preamp	Aux	APos	TPos	Remark	Freq	Level	Line Margin	Level Factor	Loss Factor	Loss Factor	Factor	Factor		MHz	dBuV/m	dBuV/m	dB	dBuV	dB/m	dB	dB	cm	deg	1	2437.00	105.38	-----	-----	95.33	27.50	8.78	36.26	10.03	171	12	PEAK
	Limit	Read	Ant	Cable	Preamp	Aux	APos	TPos	Remark																																																																											
Freq	Level	Line Margin	Level Factor	Loss Factor	Loss Factor	Factor	Factor																																																																													
MHz	dBuV/m	dBuV/m	dB	dBuV	dB/m	dB	dB	cm	deg																																																																											
1	2386.11	49.95	74.00	-24.05	40.15	27.32	8.69	36.24	10.03	171	12	PEAK																																																																								
Limit	Read	Ant	Cable	Preamp	Aux	APos	TPos	Remark																																																																												
Freq	Level	Line Margin	Level Factor	Loss Factor	Loss Factor	Factor	Factor																																																																													
MHz	dBuV/m	dBuV/m	dB	dBuV	dB/m	dB	dB	cm	deg																																																																											
1	2437.00	105.38	-----	-----	95.33	27.50	8.78	36.26	10.03	171	12	PEAK																																																																								
Avg	<p>Site : 03CH20-HY Condition: AVG_BE_54 3m HF_91200_02360_231030 HORIZONTAL : RBW:1000.000kHz VBW:0.750kHz SWT:Auto</p> <table border="1"> <thead> <tr> <th>Limit</th> <th>Read</th> <th>Ant</th> <th>Cable</th> <th>Preamp</th> <th>Aux</th> <th>APos</th> <th>TPos</th> <th>Remark</th> </tr> <tr> <th>Freq</th> <th>Level</th> <th>Line Margin</th> <th>Level Factor</th> <th>Loss Factor</th> <th>Loss Factor</th> <th>Factor</th> <th>Factor</th> <th></th> </tr> <tr> <th>MHz</th> <th>dBuV/m</th> <th>dBuV/m</th> <th>dB</th> <th>dBuV</th> <th>dB/m</th> <th>dB</th> <th>dB</th> <th>cm</th> <th>deg</th> </tr> </thead> <tbody> <tr> <td>1</td> <td>2386.36</td> <td>40.70</td> <td>54.00</td> <td>-13.30</td> <td>30.90</td> <td>27.32</td> <td>8.69</td> <td>36.24</td> <td>10.03</td> <td>171</td> <td>12</td> <td>AVERAGE</td> </tr> </tbody> </table>	Limit	Read	Ant	Cable	Preamp	Aux	APos	TPos	Remark	Freq	Level	Line Margin	Level Factor	Loss Factor	Loss Factor	Factor	Factor		MHz	dBuV/m	dBuV/m	dB	dBuV	dB/m	dB	dB	cm	deg	1	2386.36	40.70	54.00	-13.30	30.90	27.32	8.69	36.24	10.03	171	12	AVERAGE	<p>Site : 03CH20-HY Condition: AVG_54 3m HF_91200_02360_231030 HORIZONTAL : RBW:1000.000kHz VBW:0.750kHz SWT:Auto</p> <table border="1"> <thead> <tr> <th>Limit</th> <th>Read</th> <th>Ant</th> <th>Cable</th> <th>Preamp</th> <th>Aux</th> <th>APos</th> <th>TPos</th> <th>Remark</th> </tr> <tr> <th>Freq</th> <th>Level</th> <th>Line Margin</th> <th>Level Factor</th> <th>Loss Factor</th> <th>Loss Factor</th> <th>Factor</th> <th>Factor</th> <th></th> </tr> <tr> <th>MHz</th> <th>dBuV/m</th> <th>dBuV/m</th> <th>dB</th> <th>dBuV</th> <th>dB/m</th> <th>dB</th> <th>dB</th> <th>cm</th> <th>deg</th> </tr> </thead> <tbody> <tr> <td>1</td> <td>2437.00</td> <td>97.75</td> <td>-----</td> <td>-----</td> <td>87.70</td> <td>27.50</td> <td>8.78</td> <td>36.26</td> <td>10.03</td> <td>171</td> <td>12</td> <td>AVERAGE</td> </tr> </tbody> </table>	Limit	Read	Ant	Cable	Preamp	Aux	APos	TPos	Remark	Freq	Level	Line Margin	Level Factor	Loss Factor	Loss Factor	Factor	Factor		MHz	dBuV/m	dBuV/m	dB	dBuV	dB/m	dB	dB	cm	deg	1	2437.00	97.75	-----	-----	87.70	27.50	8.78	36.26	10.03	171	12	AVERAGE
Limit	Read	Ant	Cable	Preamp	Aux	APos	TPos	Remark																																																																												
Freq	Level	Line Margin	Level Factor	Loss Factor	Loss Factor	Factor	Factor																																																																													
MHz	dBuV/m	dBuV/m	dB	dBuV	dB/m	dB	dB	cm	deg																																																																											
1	2386.36	40.70	54.00	-13.30	30.90	27.32	8.69	36.24	10.03	171	12	AVERAGE																																																																								
Limit	Read	Ant	Cable	Preamp	Aux	APos	TPos	Remark																																																																												
Freq	Level	Line Margin	Level Factor	Loss Factor	Loss Factor	Factor	Factor																																																																													
MHz	dBuV/m	dBuV/m	dB	dBuV	dB/m	dB	dB	cm	deg																																																																											
1	2437.00	97.75	-----	-----	87.70	27.50	8.78	36.26	10.03	171	12	AVERAGE																																																																								



Mode	16																																									
	Band Edge - R																																									
	2400-2483.5_802.11g_CH06_2437MHz																																									
ANT	1																																									
Pol.	Horizontal	Fundamental																																								
Peak	<p>Site : 03CH20-HY Condition: PEAK_BE_74 3m HF_91200_02360_231030 HORIZONTAL : RBW:1000.000kHz VBW:3000.000kHz SMT:Auto</p> <table border="1"> <thead> <tr> <th>Limit</th> <th>Read</th> <th>Ant</th> <th>Cable</th> <th>Preamp</th> <th>Aux</th> <th>APos</th> <th>TPos</th> <th>Remark</th> </tr> <tr> <th>Freq</th> <th>Level</th> <th>Line</th> <th>Margin</th> <th>Level</th> <th>Factor</th> <th>Loss</th> <th>Factor</th> <th>Factor</th> </tr> <tr> <th>MHz</th> <th>dBuV/m</th> <th>dBuV/m</th> <th>dB</th> <th>dBuV</th> <th>dB/m</th> <th>dB</th> <th>dB</th> <th>dB</th> </tr> </thead> <tbody> <tr> <td>1</td> <td>2490.49</td> <td>52.00</td> <td>74.00</td> <td>-22.00</td> <td>41.67</td> <td>27.70</td> <td>8.88</td> <td>36.28</td> <td>10.03</td> <td>171</td> <td>12</td> <td>PEAK</td> </tr> </tbody> </table>	Limit	Read	Ant	Cable	Preamp	Aux	APos	TPos	Remark	Freq	Level	Line	Margin	Level	Factor	Loss	Factor	Factor	MHz	dBuV/m	dBuV/m	dB	dBuV	dB/m	dB	dB	dB	1	2490.49	52.00	74.00	-22.00	41.67	27.70	8.88	36.28	10.03	171	12	PEAK	Blank
Limit	Read	Ant	Cable	Preamp	Aux	APos	TPos	Remark																																		
Freq	Level	Line	Margin	Level	Factor	Loss	Factor	Factor																																		
MHz	dBuV/m	dBuV/m	dB	dBuV	dB/m	dB	dB	dB																																		
1	2490.49	52.00	74.00	-22.00	41.67	27.70	8.88	36.28	10.03	171	12	PEAK																														
Avg	<p>Site : 03CH20-HY Condition: AVG_BE_54 3m HF_91200_02360_231030 HORIZONTAL : RBW:1000.000kHz VBW:0.750kHz SMT:Auto</p> <table border="1"> <thead> <tr> <th>Limit</th> <th>Read</th> <th>Ant</th> <th>Cable</th> <th>Preamp</th> <th>Aux</th> <th>APos</th> <th>TPos</th> <th>Remark</th> </tr> <tr> <th>Freq</th> <th>Level</th> <th>Line</th> <th>Margin</th> <th>Level</th> <th>Factor</th> <th>Loss</th> <th>Factor</th> <th>Factor</th> </tr> <tr> <th>MHz</th> <th>dBuV/m</th> <th>dBuV/m</th> <th>dB</th> <th>dBuV</th> <th>dB/m</th> <th>dB</th> <th>dB</th> <th>dB</th> </tr> </thead> <tbody> <tr> <td>1</td> <td>2491.81</td> <td>41.44</td> <td>54.00</td> <td>-12.56</td> <td>31.11</td> <td>27.70</td> <td>8.88</td> <td>36.28</td> <td>10.03</td> <td>171</td> <td>12</td> <td>AVERAGE</td> </tr> </tbody> </table>	Limit	Read	Ant	Cable	Preamp	Aux	APos	TPos	Remark	Freq	Level	Line	Margin	Level	Factor	Loss	Factor	Factor	MHz	dBuV/m	dBuV/m	dB	dBuV	dB/m	dB	dB	dB	1	2491.81	41.44	54.00	-12.56	31.11	27.70	8.88	36.28	10.03	171	12	AVERAGE	Blank
Limit	Read	Ant	Cable	Preamp	Aux	APos	TPos	Remark																																		
Freq	Level	Line	Margin	Level	Factor	Loss	Factor	Factor																																		
MHz	dBuV/m	dBuV/m	dB	dBuV	dB/m	dB	dB	dB																																		
1	2491.81	41.44	54.00	-12.56	31.11	27.70	8.88	36.28	10.03	171	12	AVERAGE																														



Mode	16																																																																																			
	Band Edge - L																																																																																			
	2400-2483.5_802.11g_CH06_2437MHz																																																																																			
ANT	1																																																																																			
Pol.	Vertical	Fundamental																																																																																		
Peak	 <p>Level (dBuV/m) vs Frequency (MHz)</p> <p>Site : 03CH20-HY Condition: PEAK_BE_74 3m HF_91200_02360_231030 VERTICAL : RBW:1000.000kHz VBW:3000.000kHz SWT:Auto</p> <table border="1"> <thead> <tr> <th>Limit</th> <th>Read</th> <th>Ant</th> <th>Cable</th> <th>Preamp</th> <th>Aux</th> <th>APos</th> <th>TPos</th> <th>Remark</th> </tr> <tr> <th>Freq</th> <th>Level</th> <th>Line Margin</th> <th>Level</th> <th>Factor</th> <th>Loss Factor</th> <th>Factor</th> <th></th> <th></th> </tr> <tr> <th>MHz</th> <th>dBuV/m</th> <th>dBuV/m</th> <th>dB</th> <th>dBuV</th> <th>dB/m</th> <th>dB</th> <th>dB</th> <th>cm</th> <th>deg</th> </tr> </thead> <tbody> <tr> <td>1</td> <td>2372.74</td> <td>49.81</td> <td>74.00</td> <td>-24.19</td> <td>40.03</td> <td>27.33</td> <td>8.66</td> <td>36.24</td> <td>10.03</td> <td>397</td> <td>98</td> <td>PEAK</td> </tr> </tbody> </table>	Limit	Read	Ant	Cable	Preamp	Aux	APos	TPos	Remark	Freq	Level	Line Margin	Level	Factor	Loss Factor	Factor			MHz	dBuV/m	dBuV/m	dB	dBuV	dB/m	dB	dB	cm	deg	1	2372.74	49.81	74.00	-24.19	40.03	27.33	8.66	36.24	10.03	397	98	PEAK	 <p>Level (dBuV/m) vs Frequency (MHz)</p> <p>Site : 03CH20-HY Condition: PEAK_74 3m HF_91200_02360_231030 VERTICAL : RBW:1000.000kHz VBW:3000.000kHz SWT:Auto</p> <table border="1"> <thead> <tr> <th>Limit</th> <th>Read</th> <th>Ant</th> <th>Cable</th> <th>Preamp</th> <th>Aux</th> <th>APos</th> <th>TPos</th> <th>Remark</th> </tr> <tr> <th>Freq</th> <th>Level</th> <th>Line Margin</th> <th>Level</th> <th>Factor</th> <th>Loss Factor</th> <th>Factor</th> <th></th> <th></th> </tr> <tr> <th>MHz</th> <th>dBuV/m</th> <th>dBuV/m</th> <th>dB</th> <th>dBuV</th> <th>dB/m</th> <th>dB</th> <th>dB</th> <th>cm</th> <th>deg</th> </tr> </thead> <tbody> <tr> <td>1</td> <td>2437.00</td> <td>102.74</td> <td>-----</td> <td>-----</td> <td>92.69</td> <td>27.50</td> <td>8.78</td> <td>36.26</td> <td>10.03</td> <td>397</td> <td>98</td> <td>PEAK</td> </tr> </tbody> </table>	Limit	Read	Ant	Cable	Preamp	Aux	APos	TPos	Remark	Freq	Level	Line Margin	Level	Factor	Loss Factor	Factor			MHz	dBuV/m	dBuV/m	dB	dBuV	dB/m	dB	dB	cm	deg	1	2437.00	102.74	-----	-----	92.69	27.50	8.78	36.26	10.03	397	98	PEAK
	Limit	Read	Ant	Cable	Preamp	Aux	APos	TPos	Remark																																																																											
Freq	Level	Line Margin	Level	Factor	Loss Factor	Factor																																																																														
MHz	dBuV/m	dBuV/m	dB	dBuV	dB/m	dB	dB	cm	deg																																																																											
1	2372.74	49.81	74.00	-24.19	40.03	27.33	8.66	36.24	10.03	397	98	PEAK																																																																								
Limit	Read	Ant	Cable	Preamp	Aux	APos	TPos	Remark																																																																												
Freq	Level	Line Margin	Level	Factor	Loss Factor	Factor																																																																														
MHz	dBuV/m	dBuV/m	dB	dBuV	dB/m	dB	dB	cm	deg																																																																											
1	2437.00	102.74	-----	-----	92.69	27.50	8.78	36.26	10.03	397	98	PEAK																																																																								
Avg	 <p>Level (dBuV/m) vs Frequency (MHz)</p> <p>Site : 03CH20-HY Condition: AVG_BE_54 3m HF_91200_02360_231030 VERTICAL : RBW:1000.000kHz VBW:0.750kHz SWT:Auto</p> <table border="1"> <thead> <tr> <th>Limit</th> <th>Read</th> <th>Ant</th> <th>Cable</th> <th>Preamp</th> <th>Aux</th> <th>APos</th> <th>TPos</th> <th>Remark</th> </tr> <tr> <th>Freq</th> <th>Level</th> <th>Line Margin</th> <th>Level</th> <th>Factor</th> <th>Loss Factor</th> <th>Factor</th> <th></th> <th></th> </tr> <tr> <th>MHz</th> <th>dBuV/m</th> <th>dBuV/m</th> <th>dB</th> <th>dBuV</th> <th>dB/m</th> <th>dB</th> <th>dB</th> <th>cm</th> <th>deg</th> </tr> </thead> <tbody> <tr> <td>1</td> <td>2388.61</td> <td>39.96</td> <td>54.00</td> <td>-14.04</td> <td>30.17</td> <td>27.31</td> <td>8.69</td> <td>36.24</td> <td>10.03</td> <td>397</td> <td>98</td> <td>AVERAGE</td> </tr> </tbody> </table>	Limit	Read	Ant	Cable	Preamp	Aux	APos	TPos	Remark	Freq	Level	Line Margin	Level	Factor	Loss Factor	Factor			MHz	dBuV/m	dBuV/m	dB	dBuV	dB/m	dB	dB	cm	deg	1	2388.61	39.96	54.00	-14.04	30.17	27.31	8.69	36.24	10.03	397	98	AVERAGE	 <p>Level (dBuV/m) vs Frequency (MHz)</p> <p>Site : 03CH20-HY Condition: AVG_54 3m HF_91200_02360_231030 VERTICAL : RBW:1000.000kHz VBW:0.750kHz SWT:Auto</p> <table border="1"> <thead> <tr> <th>Limit</th> <th>Read</th> <th>Ant</th> <th>Cable</th> <th>Preamp</th> <th>Aux</th> <th>APos</th> <th>TPos</th> <th>Remark</th> </tr> <tr> <th>Freq</th> <th>Level</th> <th>Line Margin</th> <th>Level</th> <th>Factor</th> <th>Loss Factor</th> <th>Factor</th> <th></th> <th></th> </tr> <tr> <th>MHz</th> <th>dBuV/m</th> <th>dBuV/m</th> <th>dB</th> <th>dBuV</th> <th>dB/m</th> <th>dB</th> <th>dB</th> <th>cm</th> <th>deg</th> </tr> </thead> <tbody> <tr> <td>1</td> <td>2437.00</td> <td>95.42</td> <td>-----</td> <td>-----</td> <td>85.37</td> <td>27.50</td> <td>8.78</td> <td>36.26</td> <td>10.03</td> <td>397</td> <td>98</td> <td>AVERAGE</td> </tr> </tbody> </table>	Limit	Read	Ant	Cable	Preamp	Aux	APos	TPos	Remark	Freq	Level	Line Margin	Level	Factor	Loss Factor	Factor			MHz	dBuV/m	dBuV/m	dB	dBuV	dB/m	dB	dB	cm	deg	1	2437.00	95.42	-----	-----	85.37	27.50	8.78	36.26	10.03	397	98	AVERAGE
	Limit	Read	Ant	Cable	Preamp	Aux	APos	TPos	Remark																																																																											
Freq	Level	Line Margin	Level	Factor	Loss Factor	Factor																																																																														
MHz	dBuV/m	dBuV/m	dB	dBuV	dB/m	dB	dB	cm	deg																																																																											
1	2388.61	39.96	54.00	-14.04	30.17	27.31	8.69	36.24	10.03	397	98	AVERAGE																																																																								
Limit	Read	Ant	Cable	Preamp	Aux	APos	TPos	Remark																																																																												
Freq	Level	Line Margin	Level	Factor	Loss Factor	Factor																																																																														
MHz	dBuV/m	dBuV/m	dB	dBuV	dB/m	dB	dB	cm	deg																																																																											
1	2437.00	95.42	-----	-----	85.37	27.50	8.78	36.26	10.03	397	98	AVERAGE																																																																								



Mode	16																																										
	Band Edge - R																																										
	2400-2483.5_802.11g_CH06_2437MHz																																										
ANT	1																																										
Pol.	Vertical	Fundamental																																									
Peak	<p>Site : 03CH20-HY Condition: PEAK_BE_74 3m HF_91200_02360_231030 VERTICAL : RBW:1000.000kHz VBW:3000.000kHz SMT:Auto</p> <table border="1"> <thead> <tr> <th>Limit</th> <th>Read</th> <th>Ant</th> <th>Cable</th> <th>Preamp</th> <th>Aux</th> <th>APos</th> <th>TPos</th> <th>Remark</th> </tr> <tr> <th>Freq</th> <th>Level</th> <th>Line Margin</th> <th>Level</th> <th>Factor</th> <th>Loss</th> <th>Factor</th> <th>Factor</th> <th></th> </tr> <tr> <th>MHz</th> <th>dBuV/m</th> <th>dBuV/m</th> <th>dB</th> <th>dBuV</th> <th>dB/m</th> <th>dB</th> <th>dB</th> <th>cm</th> <th>deg</th> </tr> </thead> <tbody> <tr> <td>1</td> <td>2490.99</td> <td>50.60</td> <td>74.00</td> <td>-23.40</td> <td>40.27</td> <td>27.70</td> <td>8.88</td> <td>36.28</td> <td>10.03</td> <td>397</td> <td>98</td> <td>PEAK</td> </tr> </tbody> </table>	Limit	Read	Ant	Cable	Preamp	Aux	APos	TPos	Remark	Freq	Level	Line Margin	Level	Factor	Loss	Factor	Factor		MHz	dBuV/m	dBuV/m	dB	dBuV	dB/m	dB	dB	cm	deg	1	2490.99	50.60	74.00	-23.40	40.27	27.70	8.88	36.28	10.03	397	98	PEAK	Blank
Limit	Read	Ant	Cable	Preamp	Aux	APos	TPos	Remark																																			
Freq	Level	Line Margin	Level	Factor	Loss	Factor	Factor																																				
MHz	dBuV/m	dBuV/m	dB	dBuV	dB/m	dB	dB	cm	deg																																		
1	2490.99	50.60	74.00	-23.40	40.27	27.70	8.88	36.28	10.03	397	98	PEAK																															
Avg	<p>Site : 03CH20-HY Condition: AVG_BE_54 3m HF_91200_02360_231030 VERTICAL : RBW:1000.000kHz VBW:0.750kHz SMT:Auto</p> <table border="1"> <thead> <tr> <th>Limit</th> <th>Read</th> <th>Ant</th> <th>Cable</th> <th>Preamp</th> <th>Aux</th> <th>APos</th> <th>TPos</th> <th>Remark</th> </tr> <tr> <th>Freq</th> <th>Level</th> <th>Line Margin</th> <th>Level</th> <th>Factor</th> <th>Loss</th> <th>Factor</th> <th>Factor</th> <th></th> </tr> <tr> <th>MHz</th> <th>dBuV/m</th> <th>dBuV/m</th> <th>dB</th> <th>dBuV</th> <th>dB/m</th> <th>dB</th> <th>dB</th> <th>cm</th> <th>deg</th> </tr> </thead> <tbody> <tr> <td>1</td> <td>2491.43</td> <td>40.47</td> <td>54.00</td> <td>-13.53</td> <td>30.14</td> <td>27.70</td> <td>8.88</td> <td>36.28</td> <td>10.03</td> <td>397</td> <td>98</td> <td>AVERAGE</td> </tr> </tbody> </table>	Limit	Read	Ant	Cable	Preamp	Aux	APos	TPos	Remark	Freq	Level	Line Margin	Level	Factor	Loss	Factor	Factor		MHz	dBuV/m	dBuV/m	dB	dBuV	dB/m	dB	dB	cm	deg	1	2491.43	40.47	54.00	-13.53	30.14	27.70	8.88	36.28	10.03	397	98	AVERAGE	Blank
Limit	Read	Ant	Cable	Preamp	Aux	APos	TPos	Remark																																			
Freq	Level	Line Margin	Level	Factor	Loss	Factor	Factor																																				
MHz	dBuV/m	dBuV/m	dB	dBuV	dB/m	dB	dB	cm	deg																																		
1	2491.43	40.47	54.00	-13.53	30.14	27.70	8.88	36.28	10.03	397	98	AVERAGE																															



Mode	16																																																																																																																																																				
	Harmonic																																																																																																																																																				
	2400-2483.5_802.11g_CH06_2437MHz																																																																																																																																																				
ANT	1																																																																																																																																																				
Pol.	Horizontal	Vertical																																																																																																																																																			
Peak Avg	<p>Site : 03CH20-HY Condition: PEAK_74 3m HF_91200_02360_231030 HORIZONTAL</p> <table border="1"> <thead> <tr> <th>Limit</th> <th>Read</th> <th>Ant</th> <th>Cable</th> <th>Preamp</th> <th>Aux</th> <th>APos</th> <th>TPos</th> <th>Remark</th> </tr> <tr> <th>Freq</th> <th>Level</th> <th>Line Margin</th> <th>Level</th> <th>Factor</th> <th>Loss Factor</th> <th>Factor</th> <th></th> <th></th> </tr> <tr> <th>MHz</th> <th>dBuV/m</th> <th>dBuV/m</th> <th>dB</th> <th>dBuV</th> <th>dB/m</th> <th>dB</th> <th>dB</th> <th>cm</th> <th>deg</th> </tr> </thead> <tbody> <tr> <td>1</td> <td>4874.00</td> <td>49.97</td> <td>74.00</td> <td>-24.03</td> <td>41.76</td> <td>32.54</td> <td>12.55</td> <td>37.56</td> <td>0.68</td> <td>100</td> <td>9</td> <td>PEAK</td> </tr> <tr> <td>2</td> <td>4874.00</td> <td>39.40</td> <td>54.00</td> <td>-14.60</td> <td>31.19</td> <td>32.54</td> <td>12.55</td> <td>37.56</td> <td>0.68</td> <td>100</td> <td>9</td> <td>Average</td> </tr> <tr> <td>3</td> <td>7311.00</td> <td>48.12</td> <td>74.00</td> <td>-25.88</td> <td>34.05</td> <td>36.88</td> <td>15.44</td> <td>38.61</td> <td>0.36</td> <td>200</td> <td>197</td> <td>PEAK</td> </tr> <tr> <td>4</td> <td>7311.00</td> <td>38.72</td> <td>54.00</td> <td>-15.28</td> <td>24.65</td> <td>36.88</td> <td>15.44</td> <td>38.61</td> <td>0.36</td> <td>200</td> <td>197</td> <td>Average</td> </tr> </tbody> </table>	Limit	Read	Ant	Cable	Preamp	Aux	APos	TPos	Remark	Freq	Level	Line Margin	Level	Factor	Loss Factor	Factor			MHz	dBuV/m	dBuV/m	dB	dBuV	dB/m	dB	dB	cm	deg	1	4874.00	49.97	74.00	-24.03	41.76	32.54	12.55	37.56	0.68	100	9	PEAK	2	4874.00	39.40	54.00	-14.60	31.19	32.54	12.55	37.56	0.68	100	9	Average	3	7311.00	48.12	74.00	-25.88	34.05	36.88	15.44	38.61	0.36	200	197	PEAK	4	7311.00	38.72	54.00	-15.28	24.65	36.88	15.44	38.61	0.36	200	197	Average	<p>Site : 03CH20-HY Condition: PEAK_74 3m HF_91200_02360_231030 VERTICAL</p> <table border="1"> <thead> <tr> <th>Limit</th> <th>Read</th> <th>Ant</th> <th>Cable</th> <th>Preamp</th> <th>Aux</th> <th>APos</th> <th>TPos</th> <th>Remark</th> </tr> <tr> <th>Freq</th> <th>Level</th> <th>Line Margin</th> <th>Level</th> <th>Factor</th> <th>Loss Factor</th> <th>Factor</th> <th></th> <th></th> </tr> <tr> <th>MHz</th> <th>dBuV/m</th> <th>dBuV/m</th> <th>dB</th> <th>dBuV</th> <th>dB/m</th> <th>dB</th> <th>dB</th> <th>cm</th> <th>deg</th> </tr> </thead> <tbody> <tr> <td>1</td> <td>4874.00</td> <td>44.62</td> <td>74.00</td> <td>-29.38</td> <td>36.41</td> <td>32.54</td> <td>12.55</td> <td>37.56</td> <td>0.68</td> <td>--</td> <td>--</td> <td>PEAK</td> </tr> <tr> <td>2</td> <td>7311.00</td> <td>48.23</td> <td>74.00</td> <td>-25.77</td> <td>34.16</td> <td>36.88</td> <td>15.44</td> <td>38.61</td> <td>0.36</td> <td>121</td> <td>127</td> <td>PEAK</td> </tr> <tr> <td>3</td> <td>7311.00</td> <td>38.64</td> <td>54.00</td> <td>-15.36</td> <td>24.57</td> <td>36.88</td> <td>15.44</td> <td>38.61</td> <td>0.36</td> <td>121</td> <td>127</td> <td>Average</td> </tr> </tbody> </table>	Limit	Read	Ant	Cable	Preamp	Aux	APos	TPos	Remark	Freq	Level	Line Margin	Level	Factor	Loss Factor	Factor			MHz	dBuV/m	dBuV/m	dB	dBuV	dB/m	dB	dB	cm	deg	1	4874.00	44.62	74.00	-29.38	36.41	32.54	12.55	37.56	0.68	--	--	PEAK	2	7311.00	48.23	74.00	-25.77	34.16	36.88	15.44	38.61	0.36	121	127	PEAK	3	7311.00	38.64	54.00	-15.36	24.57	36.88	15.44	38.61	0.36	121	127	Average
	Limit	Read	Ant	Cable	Preamp	Aux	APos	TPos	Remark																																																																																																																																												
Freq	Level	Line Margin	Level	Factor	Loss Factor	Factor																																																																																																																																															
MHz	dBuV/m	dBuV/m	dB	dBuV	dB/m	dB	dB	cm	deg																																																																																																																																												
1	4874.00	49.97	74.00	-24.03	41.76	32.54	12.55	37.56	0.68	100	9	PEAK																																																																																																																																									
2	4874.00	39.40	54.00	-14.60	31.19	32.54	12.55	37.56	0.68	100	9	Average																																																																																																																																									
3	7311.00	48.12	74.00	-25.88	34.05	36.88	15.44	38.61	0.36	200	197	PEAK																																																																																																																																									
4	7311.00	38.72	54.00	-15.28	24.65	36.88	15.44	38.61	0.36	200	197	Average																																																																																																																																									
Limit	Read	Ant	Cable	Preamp	Aux	APos	TPos	Remark																																																																																																																																													
Freq	Level	Line Margin	Level	Factor	Loss Factor	Factor																																																																																																																																															
MHz	dBuV/m	dBuV/m	dB	dBuV	dB/m	dB	dB	cm	deg																																																																																																																																												
1	4874.00	44.62	74.00	-29.38	36.41	32.54	12.55	37.56	0.68	--	--	PEAK																																																																																																																																									
2	7311.00	48.23	74.00	-25.77	34.16	36.88	15.44	38.61	0.36	121	127	PEAK																																																																																																																																									
3	7311.00	38.64	54.00	-15.36	24.57	36.88	15.44	38.61	0.36	121	127	Average																																																																																																																																									



Mode	16	
	Harmonic	
	2400-2483.5_802.11g_CH06_2437MHz	
ANT	1	
Pol.	Horizontal	Vertical
14.47G ~14.5G Avg	<p>Site : 03CH20-HY Condition: AVG_54 3m HF_91200_02360_231030 HORIZONTAL</p>	<p>Site : 03CH20-HY Condition: AVG_54 3m HF_91200_02360_231030 VERTICAL</p>
	17.7G ~18G Avg	<p>Site : 03CH20-HY Condition: AVG_54 3m HF_91200_02360_231030 HORIZONTAL</p>



Mode	17																																																																																			
	Band Edge																																																																																			
	2400-2483.5_802.11g_CH11_2462MHz																																																																																			
ANT	1																																																																																			
Pol.	Horizontal	Fundamental																																																																																		
Peak	<p>Site : 03CH20-HY Condition: PEAK_BE_74 3m HF_91200_02360_231030 HORIZONTAL : RBW:1000.000kHz VBW:3000.000kHz SMT:Auto</p> <table border="1"> <thead> <tr> <th>Limit</th> <th>Read</th> <th>Ant</th> <th>Cable</th> <th>Preamp</th> <th>Aux</th> <th>APos</th> <th>TPos</th> <th>Remark</th> </tr> <tr> <th>Freq</th> <th>Level</th> <th>Line Margin</th> <th>Level</th> <th>Factor</th> <th>Loss Factor</th> <th>Factor</th> <th></th> <th></th> </tr> <tr> <th>MHz</th> <th>dBuV/m</th> <th>dBuV/m</th> <th>dB</th> <th>dBuV</th> <th>dB/m</th> <th>dB</th> <th>dB</th> <th>cm</th> <th>deg</th> </tr> </thead> <tbody> <tr> <td>1</td> <td>2484.88</td> <td>56.14</td> <td>74.00</td> <td>-17.86</td> <td>45.86</td> <td>27.65</td> <td>8.87</td> <td>36.27</td> <td>10.03</td> <td>106</td> <td>10</td> <td>PEAK</td> </tr> </tbody> </table>	Limit	Read	Ant	Cable	Preamp	Aux	APos	TPos	Remark	Freq	Level	Line Margin	Level	Factor	Loss Factor	Factor			MHz	dBuV/m	dBuV/m	dB	dBuV	dB/m	dB	dB	cm	deg	1	2484.88	56.14	74.00	-17.86	45.86	27.65	8.87	36.27	10.03	106	10	PEAK	<p>Site : 03CH20-HY Condition: PEAK_74 3m HF_91200_02360_231030 HORIZONTAL : RBW:1000.000kHz VBW:3000.000kHz SMT:Auto</p> <table border="1"> <thead> <tr> <th>Limit</th> <th>Read</th> <th>Ant</th> <th>Cable</th> <th>Preamp</th> <th>Aux</th> <th>APos</th> <th>TPos</th> <th>Remark</th> </tr> <tr> <th>Freq</th> <th>Level</th> <th>Line Margin</th> <th>Level</th> <th>Factor</th> <th>Loss Factor</th> <th>Factor</th> <th></th> <th></th> </tr> <tr> <th>MHz</th> <th>dBuV/m</th> <th>dBuV/m</th> <th>dB</th> <th>dBuV</th> <th>dB/m</th> <th>dB</th> <th>dB</th> <th>cm</th> <th>deg</th> </tr> </thead> <tbody> <tr> <td>1</td> <td>2462.00</td> <td>105.51</td> <td>-----</td> <td>-----</td> <td>95.43</td> <td>27.50</td> <td>8.82</td> <td>36.27</td> <td>10.03</td> <td>106</td> <td>10</td> <td>PEAK</td> </tr> </tbody> </table>	Limit	Read	Ant	Cable	Preamp	Aux	APos	TPos	Remark	Freq	Level	Line Margin	Level	Factor	Loss Factor	Factor			MHz	dBuV/m	dBuV/m	dB	dBuV	dB/m	dB	dB	cm	deg	1	2462.00	105.51	-----	-----	95.43	27.50	8.82	36.27	10.03	106	10	PEAK
	Limit	Read	Ant	Cable	Preamp	Aux	APos	TPos	Remark																																																																											
Freq	Level	Line Margin	Level	Factor	Loss Factor	Factor																																																																														
MHz	dBuV/m	dBuV/m	dB	dBuV	dB/m	dB	dB	cm	deg																																																																											
1	2484.88	56.14	74.00	-17.86	45.86	27.65	8.87	36.27	10.03	106	10	PEAK																																																																								
Limit	Read	Ant	Cable	Preamp	Aux	APos	TPos	Remark																																																																												
Freq	Level	Line Margin	Level	Factor	Loss Factor	Factor																																																																														
MHz	dBuV/m	dBuV/m	dB	dBuV	dB/m	dB	dB	cm	deg																																																																											
1	2462.00	105.51	-----	-----	95.43	27.50	8.82	36.27	10.03	106	10	PEAK																																																																								
Avg	<p>Site : 03CH20-HY Condition: AVG_BE_54 3m HF_91200_02360_231030 HORIZONTAL : RBW:1000.000kHz VBW:0.750kHz SMT:Auto</p> <table border="1"> <thead> <tr> <th>Limit</th> <th>Read</th> <th>Ant</th> <th>Cable</th> <th>Preamp</th> <th>Aux</th> <th>APos</th> <th>TPos</th> <th>Remark</th> </tr> <tr> <th>Freq</th> <th>Level</th> <th>Line Margin</th> <th>Level</th> <th>Factor</th> <th>Loss Factor</th> <th>Factor</th> <th></th> <th></th> </tr> <tr> <th>MHz</th> <th>dBuV/m</th> <th>dBuV/m</th> <th>dB</th> <th>dBuV</th> <th>dB/m</th> <th>dB</th> <th>dB</th> <th>cm</th> <th>deg</th> </tr> </thead> <tbody> <tr> <td>1</td> <td>2483.58</td> <td>42.18</td> <td>54.00</td> <td>-11.82</td> <td>31.92</td> <td>27.64</td> <td>8.86</td> <td>36.27</td> <td>10.03</td> <td>106</td> <td>10</td> <td>AVERAGE</td> </tr> </tbody> </table>	Limit	Read	Ant	Cable	Preamp	Aux	APos	TPos	Remark	Freq	Level	Line Margin	Level	Factor	Loss Factor	Factor			MHz	dBuV/m	dBuV/m	dB	dBuV	dB/m	dB	dB	cm	deg	1	2483.58	42.18	54.00	-11.82	31.92	27.64	8.86	36.27	10.03	106	10	AVERAGE	<p>Site : 03CH20-HY Condition: AVG_54 3m HF_91200_02360_231030 HORIZONTAL : RBW:1000.000kHz VBW:0.750kHz SMT:Auto</p> <table border="1"> <thead> <tr> <th>Limit</th> <th>Read</th> <th>Ant</th> <th>Cable</th> <th>Preamp</th> <th>Aux</th> <th>APos</th> <th>TPos</th> <th>Remark</th> </tr> <tr> <th>Freq</th> <th>Level</th> <th>Line Margin</th> <th>Level</th> <th>Factor</th> <th>Loss Factor</th> <th>Factor</th> <th></th> <th></th> </tr> <tr> <th>MHz</th> <th>dBuV/m</th> <th>dBuV/m</th> <th>dB</th> <th>dBuV</th> <th>dB/m</th> <th>dB</th> <th>dB</th> <th>cm</th> <th>deg</th> </tr> </thead> <tbody> <tr> <td>1</td> <td>2462.00</td> <td>97.94</td> <td>-----</td> <td>-----</td> <td>87.86</td> <td>27.50</td> <td>8.82</td> <td>36.27</td> <td>10.03</td> <td>106</td> <td>10</td> <td>AVERAGE</td> </tr> </tbody> </table>	Limit	Read	Ant	Cable	Preamp	Aux	APos	TPos	Remark	Freq	Level	Line Margin	Level	Factor	Loss Factor	Factor			MHz	dBuV/m	dBuV/m	dB	dBuV	dB/m	dB	dB	cm	deg	1	2462.00	97.94	-----	-----	87.86	27.50	8.82	36.27	10.03	106	10	AVERAGE
Limit	Read	Ant	Cable	Preamp	Aux	APos	TPos	Remark																																																																												
Freq	Level	Line Margin	Level	Factor	Loss Factor	Factor																																																																														
MHz	dBuV/m	dBuV/m	dB	dBuV	dB/m	dB	dB	cm	deg																																																																											
1	2483.58	42.18	54.00	-11.82	31.92	27.64	8.86	36.27	10.03	106	10	AVERAGE																																																																								
Limit	Read	Ant	Cable	Preamp	Aux	APos	TPos	Remark																																																																												
Freq	Level	Line Margin	Level	Factor	Loss Factor	Factor																																																																														
MHz	dBuV/m	dBuV/m	dB	dBuV	dB/m	dB	dB	cm	deg																																																																											
1	2462.00	97.94	-----	-----	87.86	27.50	8.82	36.27	10.03	106	10	AVERAGE																																																																								



Mode	17																																																																																	
	Band Edge																																																																																	
	2400-2483.5_802.11g_CH11_2462MHz																																																																																	
ANT	1																																																																																	
Pol.	Vertical	Fundamental																																																																																
Peak	<p>Site : 03CH20-HY Condition: PEAK_BE_74 3m HF_91200_02360_231030 VERTICAL : RBW:1000.000kHz VBW:3000.000kHz SWT:Auto</p> <table border="1"> <thead> <tr> <th>Limit</th> <th>Read</th> <th>Ant</th> <th>Cable</th> <th>Preamp</th> <th>Aux</th> <th>APos</th> <th>TPos</th> <th>Remark</th> </tr> <tr> <th>Freq</th> <th>Level</th> <th>Line Margin</th> <th>Level Factor</th> <th>Loss Factor</th> <th>Loss Factor</th> <th>Factor</th> <th>Factor</th> <th></th> </tr> <tr> <th>MHz</th> <th>dBuV/m</th> <th>dBuV/m</th> <th>dB</th> <th>dBuV</th> <th>dB/m</th> <th>dB</th> <th>dB</th> <th>cm</th> </tr> </thead> <tbody> <tr> <td>1</td> <td>2487.76</td> <td>51.47</td> <td>74.00</td> <td>-22.53</td> <td>41.17</td> <td>27.68</td> <td>8.87</td> <td>36.28</td> <td>10.03</td> <td>372</td> <td>117</td> <td>PEAK</td> </tr> </tbody> </table>	Limit	Read	Ant	Cable	Preamp	Aux	APos	TPos	Remark	Freq	Level	Line Margin	Level Factor	Loss Factor	Loss Factor	Factor	Factor		MHz	dBuV/m	dBuV/m	dB	dBuV	dB/m	dB	dB	cm	1	2487.76	51.47	74.00	-22.53	41.17	27.68	8.87	36.28	10.03	372	117	PEAK	<p>Site : 03CH20-HY Condition: PEAK_74 3m HF_91200_02360_231030 VERTICAL : RBW:1000.000kHz VBW:3000.000kHz SWT:Auto</p> <table border="1"> <thead> <tr> <th>Limit</th> <th>Read</th> <th>Ant</th> <th>Cable</th> <th>Preamp</th> <th>Aux</th> <th>APos</th> <th>TPos</th> <th>Remark</th> </tr> <tr> <th>Freq</th> <th>Level</th> <th>Line Margin</th> <th>Level Factor</th> <th>Loss Factor</th> <th>Loss Factor</th> <th>Factor</th> <th>Factor</th> <th></th> </tr> <tr> <th>MHz</th> <th>dBuV/m</th> <th>dBuV/m</th> <th>dB</th> <th>dBuV</th> <th>dB/m</th> <th>dB</th> <th>dB</th> <th>cm</th> </tr> </thead> <tbody> <tr> <td>1</td> <td>2462.00</td> <td>101.63</td> <td>-----</td> <td>-----</td> <td>91.55</td> <td>27.50</td> <td>8.82</td> <td>36.27</td> <td>10.03</td> <td>372</td> <td>117</td> <td>PEAK</td> </tr> </tbody> </table>	Limit	Read	Ant	Cable	Preamp	Aux	APos	TPos	Remark	Freq	Level	Line Margin	Level Factor	Loss Factor	Loss Factor	Factor	Factor		MHz	dBuV/m	dBuV/m	dB	dBuV	dB/m	dB	dB	cm	1	2462.00	101.63	-----	-----	91.55	27.50	8.82	36.27	10.03	372	117	PEAK
	Limit	Read	Ant	Cable	Preamp	Aux	APos	TPos	Remark																																																																									
Freq	Level	Line Margin	Level Factor	Loss Factor	Loss Factor	Factor	Factor																																																																											
MHz	dBuV/m	dBuV/m	dB	dBuV	dB/m	dB	dB	cm																																																																										
1	2487.76	51.47	74.00	-22.53	41.17	27.68	8.87	36.28	10.03	372	117	PEAK																																																																						
Limit	Read	Ant	Cable	Preamp	Aux	APos	TPos	Remark																																																																										
Freq	Level	Line Margin	Level Factor	Loss Factor	Loss Factor	Factor	Factor																																																																											
MHz	dBuV/m	dBuV/m	dB	dBuV	dB/m	dB	dB	cm																																																																										
1	2462.00	101.63	-----	-----	91.55	27.50	8.82	36.27	10.03	372	117	PEAK																																																																						
Avg	<p>Site : 03CH20-HY Condition: AVG_BE_54 3m HF_91200_02360_231030 VERTICAL : RBW:1000.000kHz VBW:0.750kHz SWT:Auto</p> <table border="1"> <thead> <tr> <th>Limit</th> <th>Read</th> <th>Ant</th> <th>Cable</th> <th>Preamp</th> <th>Aux</th> <th>APos</th> <th>TPos</th> <th>Remark</th> </tr> <tr> <th>Freq</th> <th>Level</th> <th>Line Margin</th> <th>Level Factor</th> <th>Loss Factor</th> <th>Loss Factor</th> <th>Factor</th> <th>Factor</th> <th></th> </tr> <tr> <th>MHz</th> <th>dBuV/m</th> <th>dBuV/m</th> <th>dB</th> <th>dBuV</th> <th>dB/m</th> <th>dB</th> <th>dB</th> <th>cm</th> </tr> </thead> <tbody> <tr> <td>1</td> <td>2490.99</td> <td>40.78</td> <td>54.00</td> <td>-13.22</td> <td>30.45</td> <td>27.70</td> <td>8.88</td> <td>36.28</td> <td>10.03</td> <td>372</td> <td>117</td> <td>AVERAGE</td> </tr> </tbody> </table>	Limit	Read	Ant	Cable	Preamp	Aux	APos	TPos	Remark	Freq	Level	Line Margin	Level Factor	Loss Factor	Loss Factor	Factor	Factor		MHz	dBuV/m	dBuV/m	dB	dBuV	dB/m	dB	dB	cm	1	2490.99	40.78	54.00	-13.22	30.45	27.70	8.88	36.28	10.03	372	117	AVERAGE	<p>Site : 03CH20-HY Condition: AVG_54 3m HF_91200_02360_231030 VERTICAL : RBW:1000.000kHz VBW:0.750kHz SWT:Auto</p> <table border="1"> <thead> <tr> <th>Limit</th> <th>Read</th> <th>Ant</th> <th>Cable</th> <th>Preamp</th> <th>Aux</th> <th>APos</th> <th>TPos</th> <th>Remark</th> </tr> <tr> <th>Freq</th> <th>Level</th> <th>Line Margin</th> <th>Level Factor</th> <th>Loss Factor</th> <th>Loss Factor</th> <th>Factor</th> <th>Factor</th> <th></th> </tr> <tr> <th>MHz</th> <th>dBuV/m</th> <th>dBuV/m</th> <th>dB</th> <th>dBuV</th> <th>dB/m</th> <th>dB</th> <th>dB</th> <th>cm</th> </tr> </thead> <tbody> <tr> <td>1</td> <td>2462.00</td> <td>94.04</td> <td>-----</td> <td>-----</td> <td>83.95</td> <td>27.50</td> <td>8.83</td> <td>36.27</td> <td>10.03</td> <td>372</td> <td>117</td> <td>AVERAGE</td> </tr> </tbody> </table>	Limit	Read	Ant	Cable	Preamp	Aux	APos	TPos	Remark	Freq	Level	Line Margin	Level Factor	Loss Factor	Loss Factor	Factor	Factor		MHz	dBuV/m	dBuV/m	dB	dBuV	dB/m	dB	dB	cm	1	2462.00	94.04	-----	-----	83.95	27.50	8.83	36.27	10.03	372	117	AVERAGE
	Limit	Read	Ant	Cable	Preamp	Aux	APos	TPos	Remark																																																																									
Freq	Level	Line Margin	Level Factor	Loss Factor	Loss Factor	Factor	Factor																																																																											
MHz	dBuV/m	dBuV/m	dB	dBuV	dB/m	dB	dB	cm																																																																										
1	2490.99	40.78	54.00	-13.22	30.45	27.70	8.88	36.28	10.03	372	117	AVERAGE																																																																						
Limit	Read	Ant	Cable	Preamp	Aux	APos	TPos	Remark																																																																										
Freq	Level	Line Margin	Level Factor	Loss Factor	Loss Factor	Factor	Factor																																																																											
MHz	dBuV/m	dBuV/m	dB	dBuV	dB/m	dB	dB	cm																																																																										
1	2462.00	94.04	-----	-----	83.95	27.50	8.83	36.27	10.03	372	117	AVERAGE																																																																						



Mode	17																																																																																																																																							
	Harmonic																																																																																																																																							
	2400-2483.5_802.11g_CH11_2462MHz																																																																																																																																							
ANT	1																																																																																																																																							
Pol.	Horizontal	Vertical																																																																																																																																						
Peak Avg	<p>Site : 03CH20-HY Condition: PEAK_74 3m HF_91200_02360_231030 HORIZONTAL</p> <table border="1"> <thead> <tr> <th></th> <th>Limit</th> <th>Read</th> <th>Ant</th> <th>Cable</th> <th>Preamp</th> <th>Aux</th> <th>APos</th> <th>TPos</th> <th>Remark</th> </tr> <tr> <th>Freq</th> <th>Level</th> <th>Line</th> <th>Margin</th> <th>Level</th> <th>Factor</th> <th>Loss</th> <th>Factor</th> <th>Factor</th> <th></th> </tr> <tr> <th></th> <th>MHz</th> <th>dBuV/m</th> <th>dBuV/m</th> <th>dB</th> <th>dBuV</th> <th>dB/m</th> <th>dB</th> <th>dB</th> <th>cm</th> <th>deg</th> </tr> </thead> <tbody> <tr> <td>1</td> <td>4924.00</td> <td>43.96</td> <td>74.00</td> <td>-30.04</td> <td>35.54</td> <td>32.80</td> <td>12.64</td> <td>37.60</td> <td>0.58</td> <td>--</td> <td>PEAK</td> </tr> <tr> <td>2</td> <td>7386.00</td> <td>48.63</td> <td>74.00</td> <td>-25.37</td> <td>34.79</td> <td>36.66</td> <td>15.52</td> <td>38.67</td> <td>0.33</td> <td>194</td> <td>202 PEAK</td> </tr> <tr> <td>3</td> <td>7386.00</td> <td>38.52</td> <td>54.00</td> <td>-15.48</td> <td>24.68</td> <td>36.66</td> <td>15.52</td> <td>38.67</td> <td>0.33</td> <td>194</td> <td>202 Average</td> </tr> </tbody> </table>		Limit	Read	Ant	Cable	Preamp	Aux	APos	TPos	Remark	Freq	Level	Line	Margin	Level	Factor	Loss	Factor	Factor			MHz	dBuV/m	dBuV/m	dB	dBuV	dB/m	dB	dB	cm	deg	1	4924.00	43.96	74.00	-30.04	35.54	32.80	12.64	37.60	0.58	--	PEAK	2	7386.00	48.63	74.00	-25.37	34.79	36.66	15.52	38.67	0.33	194	202 PEAK	3	7386.00	38.52	54.00	-15.48	24.68	36.66	15.52	38.67	0.33	194	202 Average	<p>Site : 03CH20-HY Condition: PEAK_74 3m HF_91200_02360_231030 VERTICAL</p> <table border="1"> <thead> <tr> <th></th> <th>Limit</th> <th>Read</th> <th>Ant</th> <th>Cable</th> <th>Preamp</th> <th>Aux</th> <th>APos</th> <th>TPos</th> <th>Remark</th> </tr> <tr> <th>Freq</th> <th>Level</th> <th>Line</th> <th>Margin</th> <th>Level</th> <th>Factor</th> <th>Loss</th> <th>Factor</th> <th>Factor</th> <th></th> </tr> <tr> <th></th> <th>MHz</th> <th>dBuV/m</th> <th>dBuV/m</th> <th>dB</th> <th>dBuV</th> <th>dB/m</th> <th>dB</th> <th>dB</th> <th>cm</th> <th>deg</th> </tr> </thead> <tbody> <tr> <td>1</td> <td>4924.00</td> <td>43.73</td> <td>74.00</td> <td>-30.27</td> <td>35.31</td> <td>32.80</td> <td>12.64</td> <td>37.60</td> <td>0.58</td> <td>--</td> <td>PEAK</td> </tr> <tr> <td>2</td> <td>7386.00</td> <td>48.19</td> <td>74.00</td> <td>-25.81</td> <td>34.35</td> <td>36.66</td> <td>15.52</td> <td>38.67</td> <td>0.33</td> <td>115</td> <td>157 PEAK</td> </tr> <tr> <td>3</td> <td>7386.00</td> <td>38.46</td> <td>54.00</td> <td>-15.54</td> <td>24.62</td> <td>36.66</td> <td>15.52</td> <td>38.67</td> <td>0.33</td> <td>115</td> <td>157 Average</td> </tr> </tbody> </table>		Limit	Read	Ant	Cable	Preamp	Aux	APos	TPos	Remark	Freq	Level	Line	Margin	Level	Factor	Loss	Factor	Factor			MHz	dBuV/m	dBuV/m	dB	dBuV	dB/m	dB	dB	cm	deg	1	4924.00	43.73	74.00	-30.27	35.31	32.80	12.64	37.60	0.58	--	PEAK	2	7386.00	48.19	74.00	-25.81	34.35	36.66	15.52	38.67	0.33	115	157 PEAK	3	7386.00	38.46	54.00	-15.54	24.62	36.66	15.52	38.67	0.33	115	157 Average
		Limit	Read	Ant	Cable	Preamp	Aux	APos	TPos	Remark																																																																																																																														
Freq	Level	Line	Margin	Level	Factor	Loss	Factor	Factor																																																																																																																																
	MHz	dBuV/m	dBuV/m	dB	dBuV	dB/m	dB	dB	cm	deg																																																																																																																														
1	4924.00	43.96	74.00	-30.04	35.54	32.80	12.64	37.60	0.58	--	PEAK																																																																																																																													
2	7386.00	48.63	74.00	-25.37	34.79	36.66	15.52	38.67	0.33	194	202 PEAK																																																																																																																													
3	7386.00	38.52	54.00	-15.48	24.68	36.66	15.52	38.67	0.33	194	202 Average																																																																																																																													
	Limit	Read	Ant	Cable	Preamp	Aux	APos	TPos	Remark																																																																																																																															
Freq	Level	Line	Margin	Level	Factor	Loss	Factor	Factor																																																																																																																																
	MHz	dBuV/m	dBuV/m	dB	dBuV	dB/m	dB	dB	cm	deg																																																																																																																														
1	4924.00	43.73	74.00	-30.27	35.31	32.80	12.64	37.60	0.58	--	PEAK																																																																																																																													
2	7386.00	48.19	74.00	-25.81	34.35	36.66	15.52	38.67	0.33	115	157 PEAK																																																																																																																													
3	7386.00	38.46	54.00	-15.54	24.62	36.66	15.52	38.67	0.33	115	157 Average																																																																																																																													



Mode	17	
	Harmonic	
	2400-2483.5_802.11g_CH11_2462MHz	
ANT	1	
Pol.	Horizontal	Vertical
14.47G ~14.5G Avg	<p>Site : 03CH20-HY Condition: AVG_54 3m HF_91200_02360_231030 HORIZONTAL</p>	<p>Site : 03CH20-HY Condition: AVG_54 3m HF_91200_02360_231030 VERTICAL</p>
	<p>Site : 03CH20-HY Condition: AVG_54 3m HF_91200_02360_231030 HORIZONTAL</p>	<p>Site : 03CH20-HY Condition: AVG_54 3m HF_91200_02360_231030 VERTICAL</p>



Mode	18																																																																																	
	Band Edge																																																																																	
	2400-2483.5_802.11n_HT20_CH01_2412MHz																																																																																	
ANT	1																																																																																	
Pol.	Horizontal	Fundamental																																																																																
	<div data-bbox="272 600 794 1041" data-label="Figure"> </div> <div data-bbox="256 1061 774 1254" data-label="Table"> <p>Site : 03CH20-HY Condition: PEAK_BE_74 3m HF_91200_02360_231030 HORIZONTAL : RBW:1000.000kHz VBW:3000.000kHz SMT:Auto</p> <table border="1"> <thead> <tr> <th>Limit</th> <th>Read</th> <th>Ant</th> <th>Cable</th> <th>Preamp</th> <th>Aux</th> <th>APos</th> <th>TPos</th> <th>Remark</th> </tr> <tr> <th>Freq</th> <th>Level</th> <th>Line Margin</th> <th>Level Factor</th> <th>Loss Factor</th> <th>Factor</th> <th>Factor</th> <th>Factor</th> <th></th> </tr> <tr> <th>MHz</th> <th>dBuV/m</th> <th>dBuV/m</th> <th>dB</th> <th>dBuV</th> <th>dB/m</th> <th>dB</th> <th>dB</th> <th>cm</th> </tr> </thead> <tbody> <tr> <td>1</td> <td>2387.74</td> <td>54.56</td> <td>74.00</td> <td>-19.44</td> <td>44.76</td> <td>27.32</td> <td>8.69</td> <td>36.24</td> <td>10.03</td> <td>200</td> <td>10</td> <td>PEAK</td> </tr> </tbody> </table> </div>	Limit	Read	Ant	Cable	Preamp	Aux	APos	TPos	Remark	Freq	Level	Line Margin	Level Factor	Loss Factor	Factor	Factor	Factor		MHz	dBuV/m	dBuV/m	dB	dBuV	dB/m	dB	dB	cm	1	2387.74	54.56	74.00	-19.44	44.76	27.32	8.69	36.24	10.03	200	10	PEAK	<div data-bbox="911 600 1449 1041" data-label="Figure"> </div> <div data-bbox="895 1061 1412 1254" data-label="Table"> <p>Site : 03CH20-HY Condition: PEAK_74 3m HF_91200_02360_231030 HORIZONTAL : RBW:1000.000kHz VBW:3000.000kHz SMT:Auto</p> <table border="1"> <thead> <tr> <th>Limit</th> <th>Read</th> <th>Ant</th> <th>Cable</th> <th>Preamp</th> <th>Aux</th> <th>APos</th> <th>TPos</th> <th>Remark</th> </tr> <tr> <th>Freq</th> <th>Level</th> <th>Line Margin</th> <th>Level Factor</th> <th>Loss Factor</th> <th>Factor</th> <th>Factor</th> <th>Factor</th> <th></th> </tr> <tr> <th>MHz</th> <th>dBuV/m</th> <th>dBuV/m</th> <th>dB</th> <th>dBuV</th> <th>dB/m</th> <th>dB</th> <th>dB</th> <th>cm</th> </tr> </thead> <tbody> <tr> <td>1</td> <td>2412.00</td> <td>105.30</td> <td>-----</td> <td>-----</td> <td>95.29</td> <td>27.50</td> <td>8.73</td> <td>36.25</td> <td>10.03</td> <td>200</td> <td>10</td> <td>PEAK</td> </tr> </tbody> </table> </div>	Limit	Read	Ant	Cable	Preamp	Aux	APos	TPos	Remark	Freq	Level	Line Margin	Level Factor	Loss Factor	Factor	Factor	Factor		MHz	dBuV/m	dBuV/m	dB	dBuV	dB/m	dB	dB	cm	1	2412.00	105.30	-----	-----	95.29	27.50	8.73	36.25	10.03	200	10	PEAK
Limit	Read	Ant	Cable	Preamp	Aux	APos	TPos	Remark																																																																										
Freq	Level	Line Margin	Level Factor	Loss Factor	Factor	Factor	Factor																																																																											
MHz	dBuV/m	dBuV/m	dB	dBuV	dB/m	dB	dB	cm																																																																										
1	2387.74	54.56	74.00	-19.44	44.76	27.32	8.69	36.24	10.03	200	10	PEAK																																																																						
Limit	Read	Ant	Cable	Preamp	Aux	APos	TPos	Remark																																																																										
Freq	Level	Line Margin	Level Factor	Loss Factor	Factor	Factor	Factor																																																																											
MHz	dBuV/m	dBuV/m	dB	dBuV	dB/m	dB	dB	cm																																																																										
1	2412.00	105.30	-----	-----	95.29	27.50	8.73	36.25	10.03	200	10	PEAK																																																																						
Avg	<div data-bbox="272 1283 794 1724" data-label="Figure"> </div> <div data-bbox="256 1740 774 1933" data-label="Table"> <p>Site : 03CH20-HY Condition: AVG_BE_54 3m HF_91200_02360_231030 HORIZONTAL : RBW:1000.000kHz VBW:0.820kHz SMT:Auto</p> <table border="1"> <thead> <tr> <th>Limit</th> <th>Read</th> <th>Ant</th> <th>Cable</th> <th>Preamp</th> <th>Aux</th> <th>APos</th> <th>TPos</th> <th>Remark</th> </tr> <tr> <th>Freq</th> <th>Level</th> <th>Line Margin</th> <th>Level Factor</th> <th>Loss Factor</th> <th>Factor</th> <th>Factor</th> <th>Factor</th> <th></th> </tr> <tr> <th>MHz</th> <th>dBuV/m</th> <th>dBuV/m</th> <th>dB</th> <th>dBuV</th> <th>dB/m</th> <th>dB</th> <th>dB</th> <th>cm</th> </tr> </thead> <tbody> <tr> <td>1</td> <td>2389.95</td> <td>40.80</td> <td>54.00</td> <td>-13.20</td> <td>31.02</td> <td>27.30</td> <td>8.69</td> <td>36.24</td> <td>10.03</td> <td>200</td> <td>10</td> <td>AVERAGE</td> </tr> </tbody> </table> </div>	Limit	Read	Ant	Cable	Preamp	Aux	APos	TPos	Remark	Freq	Level	Line Margin	Level Factor	Loss Factor	Factor	Factor	Factor		MHz	dBuV/m	dBuV/m	dB	dBuV	dB/m	dB	dB	cm	1	2389.95	40.80	54.00	-13.20	31.02	27.30	8.69	36.24	10.03	200	10	AVERAGE	<div data-bbox="911 1283 1449 1724" data-label="Figure"> </div> <div data-bbox="895 1740 1412 1933" data-label="Table"> <p>Site : 03CH20-HY Condition: AVG_54 3m HF_91200_02360_231030 HORIZONTAL : RBW:1000.000kHz VBW:0.820kHz SMT:Auto</p> <table border="1"> <thead> <tr> <th>Limit</th> <th>Read</th> <th>Ant</th> <th>Cable</th> <th>Preamp</th> <th>Aux</th> <th>APos</th> <th>TPos</th> <th>Remark</th> </tr> <tr> <th>Freq</th> <th>Level</th> <th>Line Margin</th> <th>Level Factor</th> <th>Loss Factor</th> <th>Factor</th> <th>Factor</th> <th>Factor</th> <th></th> </tr> <tr> <th>MHz</th> <th>dBuV/m</th> <th>dBuV/m</th> <th>dB</th> <th>dBuV</th> <th>dB/m</th> <th>dB</th> <th>dB</th> <th>cm</th> </tr> </thead> <tbody> <tr> <td>1</td> <td>2412.00</td> <td>97.75</td> <td>-----</td> <td>-----</td> <td>87.74</td> <td>27.50</td> <td>8.73</td> <td>36.25</td> <td>10.03</td> <td>200</td> <td>10</td> <td>AVERAGE</td> </tr> </tbody> </table> </div>	Limit	Read	Ant	Cable	Preamp	Aux	APos	TPos	Remark	Freq	Level	Line Margin	Level Factor	Loss Factor	Factor	Factor	Factor		MHz	dBuV/m	dBuV/m	dB	dBuV	dB/m	dB	dB	cm	1	2412.00	97.75	-----	-----	87.74	27.50	8.73	36.25	10.03	200	10	AVERAGE
	Limit	Read	Ant	Cable	Preamp	Aux	APos	TPos	Remark																																																																									
Freq	Level	Line Margin	Level Factor	Loss Factor	Factor	Factor	Factor																																																																											
MHz	dBuV/m	dBuV/m	dB	dBuV	dB/m	dB	dB	cm																																																																										
1	2389.95	40.80	54.00	-13.20	31.02	27.30	8.69	36.24	10.03	200	10	AVERAGE																																																																						
Limit	Read	Ant	Cable	Preamp	Aux	APos	TPos	Remark																																																																										
Freq	Level	Line Margin	Level Factor	Loss Factor	Factor	Factor	Factor																																																																											
MHz	dBuV/m	dBuV/m	dB	dBuV	dB/m	dB	dB	cm																																																																										
1	2412.00	97.75	-----	-----	87.74	27.50	8.73	36.25	10.03	200	10	AVERAGE																																																																						



Mode	18																																																																													
	Band Edge																																																																													
	2400-2483.5_802.11n HT20_CH01_2412MHz																																																																													
ANT	1																																																																													
Pol.	Vertical	Fundamental																																																																												
Peak	<p>Site : 03CH20-HY Condition: PEAK_BE_74 3m HF_91200_02360_231030 VERTICAL : RBW:1000.000kHz VBW:3000.000kHz SWT:Auto</p> <table border="1"> <thead> <tr> <th>Limit</th> <th>Read</th> <th>Ant</th> <th>Cable</th> <th>Preamp</th> <th>Aux</th> <th>APos</th> <th>TPos</th> <th>Remark</th> </tr> <tr> <th>Freq</th> <th>Level</th> <th>Line Margin</th> <th>Level</th> <th>Factor</th> <th>Loss Factor</th> <th>Factor</th> <th>Factor</th> <th></th> </tr> <tr> <th>MHz</th> <th>dBuV/m</th> <th>dBuV/m</th> <th>dB</th> <th>dBuV</th> <th>dB/m</th> <th>dB</th> <th>dB</th> <th>cm</th> <th>deg</th> </tr> </thead> <tbody> <tr> <td>1 2386.83</td> <td>50.29</td> <td>74.00</td> <td>-23.71</td> <td>40.49</td> <td>27.33</td> <td>8.68</td> <td>36.24</td> <td>10.03</td> <td>96 PEAK</td> </tr> </tbody> </table>	Limit	Read	Ant	Cable	Preamp	Aux	APos	TPos	Remark	Freq	Level	Line Margin	Level	Factor	Loss Factor	Factor	Factor		MHz	dBuV/m	dBuV/m	dB	dBuV	dB/m	dB	dB	cm	deg	1 2386.83	50.29	74.00	-23.71	40.49	27.33	8.68	36.24	10.03	96 PEAK	<p>Site : 03CH20-HY Condition: PEAK_74 3m HF_91200_02360_231030 VERTICAL : RBW:1000.000kHz VBW:3000.000kHz SWT:Auto</p> <table border="1"> <thead> <tr> <th>Limit</th> <th>Read</th> <th>Ant</th> <th>Cable</th> <th>Preamp</th> <th>Aux</th> <th>APos</th> <th>TPos</th> <th>Remark</th> </tr> <tr> <th>Freq</th> <th>Level</th> <th>Line Margin</th> <th>Level</th> <th>Factor</th> <th>Loss Factor</th> <th>Factor</th> <th>Factor</th> <th></th> </tr> <tr> <th>MHz</th> <th>dBuV/m</th> <th>dBuV/m</th> <th>dB</th> <th>dBuV</th> <th>dB/m</th> <th>dB</th> <th>dB</th> <th>cm</th> <th>deg</th> </tr> </thead> <tbody> <tr> <td>1 2412.00</td> <td>102.78</td> <td>-----</td> <td>-----</td> <td>92.77</td> <td>27.50</td> <td>8.73</td> <td>36.25</td> <td>10.03</td> <td>400 96 PEAK</td> </tr> </tbody> </table>	Limit	Read	Ant	Cable	Preamp	Aux	APos	TPos	Remark	Freq	Level	Line Margin	Level	Factor	Loss Factor	Factor	Factor		MHz	dBuV/m	dBuV/m	dB	dBuV	dB/m	dB	dB	cm	deg	1 2412.00	102.78	-----	-----	92.77	27.50	8.73	36.25	10.03	400 96 PEAK
Limit	Read	Ant	Cable	Preamp	Aux	APos	TPos	Remark																																																																						
Freq	Level	Line Margin	Level	Factor	Loss Factor	Factor	Factor																																																																							
MHz	dBuV/m	dBuV/m	dB	dBuV	dB/m	dB	dB	cm	deg																																																																					
1 2386.83	50.29	74.00	-23.71	40.49	27.33	8.68	36.24	10.03	96 PEAK																																																																					
Limit	Read	Ant	Cable	Preamp	Aux	APos	TPos	Remark																																																																						
Freq	Level	Line Margin	Level	Factor	Loss Factor	Factor	Factor																																																																							
MHz	dBuV/m	dBuV/m	dB	dBuV	dB/m	dB	dB	cm	deg																																																																					
1 2412.00	102.78	-----	-----	92.77	27.50	8.73	36.25	10.03	400 96 PEAK																																																																					
Avg	<p>Site : 03CH20-HY Condition: AVG_BE_54 3m HF_91200_02360_231030 VERTICAL : RBW:1000.000kHz VBW:0.820kHz SWT:Auto</p> <table border="1"> <thead> <tr> <th>Limit</th> <th>Read</th> <th>Ant</th> <th>Cable</th> <th>Preamp</th> <th>Aux</th> <th>APos</th> <th>TPos</th> <th>Remark</th> </tr> <tr> <th>Freq</th> <th>Level</th> <th>Line Margin</th> <th>Level</th> <th>Factor</th> <th>Loss Factor</th> <th>Factor</th> <th>Factor</th> <th></th> </tr> <tr> <th>MHz</th> <th>dBuV/m</th> <th>dBuV/m</th> <th>dB</th> <th>dBuV</th> <th>dB/m</th> <th>dB</th> <th>dB</th> <th>cm</th> <th>deg</th> </tr> </thead> <tbody> <tr> <td>1 2389.43</td> <td>39.81</td> <td>54.00</td> <td>-14.19</td> <td>30.02</td> <td>27.31</td> <td>8.69</td> <td>36.24</td> <td>10.03</td> <td>400 96 AVERAGE</td> </tr> </tbody> </table>	Limit	Read	Ant	Cable	Preamp	Aux	APos	TPos	Remark	Freq	Level	Line Margin	Level	Factor	Loss Factor	Factor	Factor		MHz	dBuV/m	dBuV/m	dB	dBuV	dB/m	dB	dB	cm	deg	1 2389.43	39.81	54.00	-14.19	30.02	27.31	8.69	36.24	10.03	400 96 AVERAGE	<p>Site : 03CH20-HY Condition: AVG_54 3m HF_91200_02360_231030 VERTICAL : RBW:1000.000kHz VBW:0.820kHz SWT:Auto</p> <table border="1"> <thead> <tr> <th>Limit</th> <th>Read</th> <th>Ant</th> <th>Cable</th> <th>Preamp</th> <th>Aux</th> <th>APos</th> <th>TPos</th> <th>Remark</th> </tr> <tr> <th>Freq</th> <th>Level</th> <th>Line Margin</th> <th>Level</th> <th>Factor</th> <th>Loss Factor</th> <th>Factor</th> <th>Factor</th> <th></th> </tr> <tr> <th>MHz</th> <th>dBuV/m</th> <th>dBuV/m</th> <th>dB</th> <th>dBuV</th> <th>dB/m</th> <th>dB</th> <th>dB</th> <th>cm</th> <th>deg</th> </tr> </thead> <tbody> <tr> <td>1 2412.00</td> <td>95.29</td> <td>-----</td> <td>-----</td> <td>85.28</td> <td>27.50</td> <td>8.73</td> <td>36.25</td> <td>10.03</td> <td>400 96 AVERAGE</td> </tr> </tbody> </table>	Limit	Read	Ant	Cable	Preamp	Aux	APos	TPos	Remark	Freq	Level	Line Margin	Level	Factor	Loss Factor	Factor	Factor		MHz	dBuV/m	dBuV/m	dB	dBuV	dB/m	dB	dB	cm	deg	1 2412.00	95.29	-----	-----	85.28	27.50	8.73	36.25	10.03	400 96 AVERAGE
Limit	Read	Ant	Cable	Preamp	Aux	APos	TPos	Remark																																																																						
Freq	Level	Line Margin	Level	Factor	Loss Factor	Factor	Factor																																																																							
MHz	dBuV/m	dBuV/m	dB	dBuV	dB/m	dB	dB	cm	deg																																																																					
1 2389.43	39.81	54.00	-14.19	30.02	27.31	8.69	36.24	10.03	400 96 AVERAGE																																																																					
Limit	Read	Ant	Cable	Preamp	Aux	APos	TPos	Remark																																																																						
Freq	Level	Line Margin	Level	Factor	Loss Factor	Factor	Factor																																																																							
MHz	dBuV/m	dBuV/m	dB	dBuV	dB/m	dB	dB	cm	deg																																																																					
1 2412.00	95.29	-----	-----	85.28	27.50	8.73	36.25	10.03	400 96 AVERAGE																																																																					



Mode	18																																																																											
	Harmonic																																																																											
	2400-2483.5_802.11n_HT20_CH01_2412MHz																																																																											
ANT	1																																																																											
Pol.	Horizontal	Vertical																																																																										
Peak Avg	<p>Site : 03CH20-HY Condition: PEAK_74 3m HF_91200_02360_231030 HORIZONTAL</p> <table border="1"> <thead> <tr> <th>Limit</th> <th>Read</th> <th>Ant</th> <th>Cable</th> <th>Preamp</th> <th>Aux</th> <th>APos</th> <th>TPos</th> <th>Remark</th> </tr> <tr> <th>Freq</th> <th>Level</th> <th>Line Margin</th> <th>Level Factor</th> <th>Loss Factor</th> <th>Factor</th> <th>Factor</th> <th>Factor</th> <th></th> </tr> <tr> <th>MHz</th> <th>dBuV/m</th> <th>dBuV/m</th> <th>dB</th> <th>dBuV</th> <th>dB/m</th> <th>dB</th> <th>dB</th> <th>cm</th> </tr> </thead> <tbody> <tr> <td>1 4824.00</td> <td>44.71</td> <td>74.00</td> <td>-29.29</td> <td>36.79</td> <td>32.19</td> <td>12.46</td> <td>37.52</td> <td>0.79</td> <td>-- -- PEAK</td> </tr> </tbody> </table>	Limit	Read	Ant	Cable	Preamp	Aux	APos	TPos	Remark	Freq	Level	Line Margin	Level Factor	Loss Factor	Factor	Factor	Factor		MHz	dBuV/m	dBuV/m	dB	dBuV	dB/m	dB	dB	cm	1 4824.00	44.71	74.00	-29.29	36.79	32.19	12.46	37.52	0.79	-- -- PEAK	<p>Site : 03CH20-HY Condition: PEAK_74 3m HF_91200_02360_231030 VERTICAL</p> <table border="1"> <thead> <tr> <th>Limit</th> <th>Read</th> <th>Ant</th> <th>Cable</th> <th>Preamp</th> <th>Aux</th> <th>APos</th> <th>TPos</th> <th>Remark</th> </tr> <tr> <th>Freq</th> <th>Level</th> <th>Line Margin</th> <th>Level Factor</th> <th>Loss Factor</th> <th>Factor</th> <th>Factor</th> <th>Factor</th> <th></th> </tr> <tr> <th>MHz</th> <th>dBuV/m</th> <th>dBuV/m</th> <th>dB</th> <th>dBuV</th> <th>dB/m</th> <th>dB</th> <th>dB</th> <th>cm</th> </tr> </thead> <tbody> <tr> <td>1 4824.00</td> <td>43.30</td> <td>74.00</td> <td>-30.70</td> <td>35.38</td> <td>32.19</td> <td>12.46</td> <td>37.52</td> <td>0.79</td> <td>-- -- PEAK</td> </tr> </tbody> </table>	Limit	Read	Ant	Cable	Preamp	Aux	APos	TPos	Remark	Freq	Level	Line Margin	Level Factor	Loss Factor	Factor	Factor	Factor		MHz	dBuV/m	dBuV/m	dB	dBuV	dB/m	dB	dB	cm	1 4824.00	43.30	74.00	-30.70	35.38	32.19	12.46	37.52	0.79	-- -- PEAK
Limit	Read	Ant	Cable	Preamp	Aux	APos	TPos	Remark																																																																				
Freq	Level	Line Margin	Level Factor	Loss Factor	Factor	Factor	Factor																																																																					
MHz	dBuV/m	dBuV/m	dB	dBuV	dB/m	dB	dB	cm																																																																				
1 4824.00	44.71	74.00	-29.29	36.79	32.19	12.46	37.52	0.79	-- -- PEAK																																																																			
Limit	Read	Ant	Cable	Preamp	Aux	APos	TPos	Remark																																																																				
Freq	Level	Line Margin	Level Factor	Loss Factor	Factor	Factor	Factor																																																																					
MHz	dBuV/m	dBuV/m	dB	dBuV	dB/m	dB	dB	cm																																																																				
1 4824.00	43.30	74.00	-30.70	35.38	32.19	12.46	37.52	0.79	-- -- PEAK																																																																			



Mode	18	
	Harmonic	
	2400-2483.5_802.11n HT20_CH01_2412MHz	
ANT	1	
Pol.	Horizontal	Vertical
14.47G ~14.5G Avg	<p>Site : 03CH20-HY Condition: AVG_54 3m HF_91200_02360_231030 HORIZONTAL</p>	<p>Site : 03CH20-HY Condition: AVG_54 3m HF_91200_02360_231030 VERTICAL</p>
	17.7G ~18G Avg	<p>Site : 03CH20-HY Condition: AVG_54 3m HF_91200_02360_231030 HORIZONTAL</p>

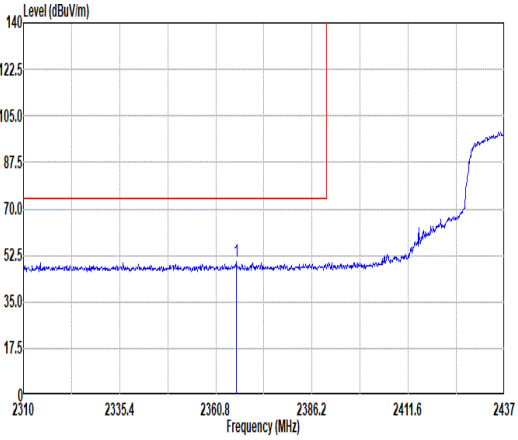
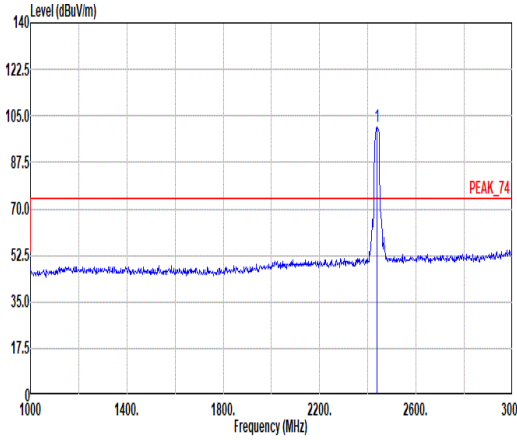
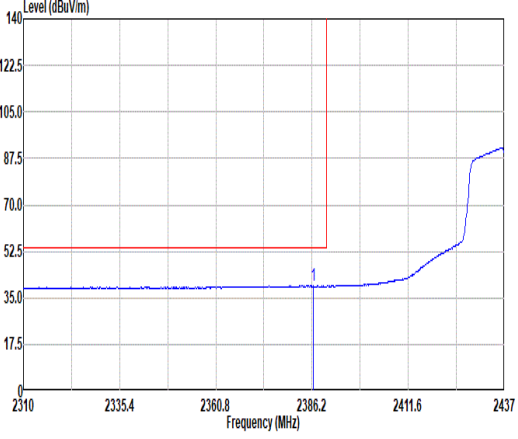
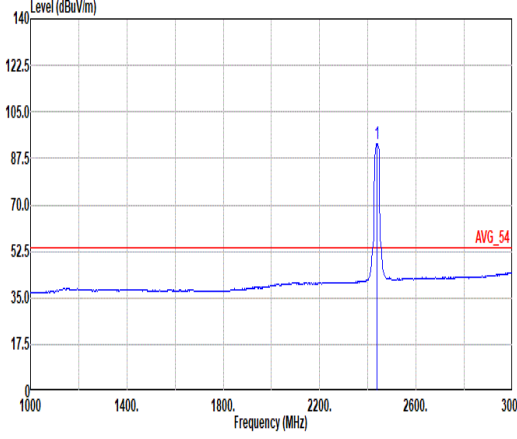


Mode	19																																																																																			
	Band Edge - L																																																																																			
	2400-2483.5_802.11n_HT20_CH06_2437MHz																																																																																			
ANT	1																																																																																			
Pol.	Horizontal	Fundamental																																																																																		
Peak	<p>Site : 03CH20-HY Condition: PEAK_BE_74 3m HF_91200_02360_231030 HORIZONTAL : RBW:1000.000kHz VBW:3000.000kHz SMT:Auto</p> <table border="1"> <thead> <tr> <th>Limit</th> <th>Read</th> <th>Ant</th> <th>Cable</th> <th>Preamp</th> <th>Aux</th> <th>APos</th> <th>TPos</th> <th>Remark</th> </tr> <tr> <th>Freq</th> <th>Level</th> <th>Line Margin</th> <th>Level Factor</th> <th>Loss Factor</th> <th>Loss Factor</th> <th>Factor</th> <th>Factor</th> <th></th> </tr> <tr> <th>MHz</th> <th>dBuV/m</th> <th>dBuV/m</th> <th>dB</th> <th>dBuV</th> <th>dB/m</th> <th>dB</th> <th>dB</th> <th>cm</th> <th>deg</th> </tr> </thead> <tbody> <tr> <td>1</td> <td>2389.25</td> <td>51.83</td> <td>74.00</td> <td>-22.17</td> <td>42.04</td> <td>27.31</td> <td>8.69</td> <td>36.24</td> <td>10.03</td> <td>109</td> <td>13</td> <td>PEAK</td> </tr> </tbody> </table>	Limit	Read	Ant	Cable	Preamp	Aux	APos	TPos	Remark	Freq	Level	Line Margin	Level Factor	Loss Factor	Loss Factor	Factor	Factor		MHz	dBuV/m	dBuV/m	dB	dBuV	dB/m	dB	dB	cm	deg	1	2389.25	51.83	74.00	-22.17	42.04	27.31	8.69	36.24	10.03	109	13	PEAK	<p>Site : 03CH20-HY Condition: PEAK_74 3m HF_91200_02360_231030 HORIZONTAL : RBW:1000.000kHz VBW:3000.000kHz SMT:Auto</p> <table border="1"> <thead> <tr> <th>Limit</th> <th>Read</th> <th>Ant</th> <th>Cable</th> <th>Preamp</th> <th>Aux</th> <th>APos</th> <th>TPos</th> <th>Remark</th> </tr> <tr> <th>Freq</th> <th>Level</th> <th>Line Margin</th> <th>Level Factor</th> <th>Loss Factor</th> <th>Loss Factor</th> <th>Factor</th> <th>Factor</th> <th></th> </tr> <tr> <th>MHz</th> <th>dBuV/m</th> <th>dBuV/m</th> <th>dB</th> <th>dBuV</th> <th>dB/m</th> <th>dB</th> <th>dB</th> <th>cm</th> <th>deg</th> </tr> </thead> <tbody> <tr> <td>1</td> <td>2437.00</td> <td>104.78</td> <td>-----</td> <td>-----</td> <td>94.73</td> <td>27.50</td> <td>8.78</td> <td>36.26</td> <td>10.03</td> <td>109</td> <td>13</td> <td>PEAK</td> </tr> </tbody> </table>	Limit	Read	Ant	Cable	Preamp	Aux	APos	TPos	Remark	Freq	Level	Line Margin	Level Factor	Loss Factor	Loss Factor	Factor	Factor		MHz	dBuV/m	dBuV/m	dB	dBuV	dB/m	dB	dB	cm	deg	1	2437.00	104.78	-----	-----	94.73	27.50	8.78	36.26	10.03	109	13	PEAK
	Limit	Read	Ant	Cable	Preamp	Aux	APos	TPos	Remark																																																																											
Freq	Level	Line Margin	Level Factor	Loss Factor	Loss Factor	Factor	Factor																																																																													
MHz	dBuV/m	dBuV/m	dB	dBuV	dB/m	dB	dB	cm	deg																																																																											
1	2389.25	51.83	74.00	-22.17	42.04	27.31	8.69	36.24	10.03	109	13	PEAK																																																																								
Limit	Read	Ant	Cable	Preamp	Aux	APos	TPos	Remark																																																																												
Freq	Level	Line Margin	Level Factor	Loss Factor	Loss Factor	Factor	Factor																																																																													
MHz	dBuV/m	dBuV/m	dB	dBuV	dB/m	dB	dB	cm	deg																																																																											
1	2437.00	104.78	-----	-----	94.73	27.50	8.78	36.26	10.03	109	13	PEAK																																																																								
Avg	<p>Site : 03CH20-HY Condition: AVG_BE_54 3m HF_91200_02360_231030 HORIZONTAL : RBW:1000.000kHz VBW:0.820kHz SMT:Auto</p> <table border="1"> <thead> <tr> <th>Limit</th> <th>Read</th> <th>Ant</th> <th>Cable</th> <th>Preamp</th> <th>Aux</th> <th>APos</th> <th>TPos</th> <th>Remark</th> </tr> <tr> <th>Freq</th> <th>Level</th> <th>Line Margin</th> <th>Level Factor</th> <th>Loss Factor</th> <th>Loss Factor</th> <th>Factor</th> <th>Factor</th> <th></th> </tr> <tr> <th>MHz</th> <th>dBuV/m</th> <th>dBuV/m</th> <th>dB</th> <th>dBuV</th> <th>dB/m</th> <th>dB</th> <th>dB</th> <th>cm</th> <th>deg</th> </tr> </thead> <tbody> <tr> <td>1</td> <td>2387.60</td> <td>40.91</td> <td>54.00</td> <td>-13.09</td> <td>31.11</td> <td>27.32</td> <td>8.69</td> <td>36.24</td> <td>10.03</td> <td>109</td> <td>13</td> <td>AVERAGE</td> </tr> </tbody> </table>	Limit	Read	Ant	Cable	Preamp	Aux	APos	TPos	Remark	Freq	Level	Line Margin	Level Factor	Loss Factor	Loss Factor	Factor	Factor		MHz	dBuV/m	dBuV/m	dB	dBuV	dB/m	dB	dB	cm	deg	1	2387.60	40.91	54.00	-13.09	31.11	27.32	8.69	36.24	10.03	109	13	AVERAGE	<p>Site : 03CH20-HY Condition: AVG_54 3m HF_91200_02360_231030 HORIZONTAL : RBW:1000.000kHz VBW:0.820kHz SMT:Auto</p> <table border="1"> <thead> <tr> <th>Limit</th> <th>Read</th> <th>Ant</th> <th>Cable</th> <th>Preamp</th> <th>Aux</th> <th>APos</th> <th>TPos</th> <th>Remark</th> </tr> <tr> <th>Freq</th> <th>Level</th> <th>Line Margin</th> <th>Level Factor</th> <th>Loss Factor</th> <th>Loss Factor</th> <th>Factor</th> <th>Factor</th> <th></th> </tr> <tr> <th>MHz</th> <th>dBuV/m</th> <th>dBuV/m</th> <th>dB</th> <th>dBuV</th> <th>dB/m</th> <th>dB</th> <th>dB</th> <th>cm</th> <th>deg</th> </tr> </thead> <tbody> <tr> <td>1</td> <td>2437.00</td> <td>97.53</td> <td>-----</td> <td>-----</td> <td>87.48</td> <td>27.50</td> <td>8.78</td> <td>36.26</td> <td>10.03</td> <td>109</td> <td>13</td> <td>AVERAGE</td> </tr> </tbody> </table>	Limit	Read	Ant	Cable	Preamp	Aux	APos	TPos	Remark	Freq	Level	Line Margin	Level Factor	Loss Factor	Loss Factor	Factor	Factor		MHz	dBuV/m	dBuV/m	dB	dBuV	dB/m	dB	dB	cm	deg	1	2437.00	97.53	-----	-----	87.48	27.50	8.78	36.26	10.03	109	13	AVERAGE
	Limit	Read	Ant	Cable	Preamp	Aux	APos	TPos	Remark																																																																											
Freq	Level	Line Margin	Level Factor	Loss Factor	Loss Factor	Factor	Factor																																																																													
MHz	dBuV/m	dBuV/m	dB	dBuV	dB/m	dB	dB	cm	deg																																																																											
1	2387.60	40.91	54.00	-13.09	31.11	27.32	8.69	36.24	10.03	109	13	AVERAGE																																																																								
Limit	Read	Ant	Cable	Preamp	Aux	APos	TPos	Remark																																																																												
Freq	Level	Line Margin	Level Factor	Loss Factor	Loss Factor	Factor	Factor																																																																													
MHz	dBuV/m	dBuV/m	dB	dBuV	dB/m	dB	dB	cm	deg																																																																											
1	2437.00	97.53	-----	-----	87.48	27.50	8.78	36.26	10.03	109	13	AVERAGE																																																																								



Mode	19																																														
	Band Edge - R																																														
	2400-2483.5_802.11n HT20_CH06_2437MHz																																														
ANT	1																																														
Pol.	Horizontal	Fundamental																																													
Peak	<p>Site : 03CH20-HY Condition: PEAK_BE_74 3m HF_91200_02360_231030 HORIZONTAL : RBW:1000.000kHz VBW:3000.000kHz SMT:Auto</p> <table border="1"> <thead> <tr> <th>Limit</th> <th>Read</th> <th>Ant</th> <th>Cable</th> <th>Preamp</th> <th>Aux</th> <th>APos</th> <th>TPos</th> <th>Remark</th> </tr> <tr> <th>Freq</th> <th>Level</th> <th>Line</th> <th>Margin</th> <th>Level</th> <th>Factor</th> <th>Loss</th> <th>Factor</th> <th>Factor</th> </tr> <tr> <th>MHz</th> <th>dBuV/m</th> <th>dBuV/m</th> <th>dB</th> <th>dBuV</th> <th>dB/m</th> <th>dB</th> <th>dB</th> <th>dB</th> </tr> </thead> <tbody> <tr> <td>1 2484.75</td> <td>51.31</td> <td>74.00</td> <td>-22.69</td> <td>41.03</td> <td>27.65</td> <td>8.87</td> <td>36.27</td> <td>10.03</td> </tr> <tr> <td></td> <td></td> <td></td> <td></td> <td></td> <td></td> <td></td> <td></td> <td>109 13 PEAK</td> </tr> </tbody> </table>	Limit	Read	Ant	Cable	Preamp	Aux	APos	TPos	Remark	Freq	Level	Line	Margin	Level	Factor	Loss	Factor	Factor	MHz	dBuV/m	dBuV/m	dB	dBuV	dB/m	dB	dB	dB	1 2484.75	51.31	74.00	-22.69	41.03	27.65	8.87	36.27	10.03									109 13 PEAK	Blank
Limit	Read	Ant	Cable	Preamp	Aux	APos	TPos	Remark																																							
Freq	Level	Line	Margin	Level	Factor	Loss	Factor	Factor																																							
MHz	dBuV/m	dBuV/m	dB	dBuV	dB/m	dB	dB	dB																																							
1 2484.75	51.31	74.00	-22.69	41.03	27.65	8.87	36.27	10.03																																							
								109 13 PEAK																																							
Avg	<p>Site : 03CH20-HY Condition: AVG_BE_54 3m HF_91200_02360_231030 HORIZONTAL : RBW:1000.000kHz VBW:0.020kHz SMT:Auto</p> <table border="1"> <thead> <tr> <th>Limit</th> <th>Read</th> <th>Ant</th> <th>Cable</th> <th>Preamp</th> <th>Aux</th> <th>APos</th> <th>TPos</th> <th>Remark</th> </tr> <tr> <th>Freq</th> <th>Level</th> <th>Line</th> <th>Margin</th> <th>Level</th> <th>Factor</th> <th>Loss</th> <th>Factor</th> <th>Factor</th> </tr> <tr> <th>MHz</th> <th>dBuV/m</th> <th>dBuV/m</th> <th>dB</th> <th>dBuV</th> <th>dB/m</th> <th>dB</th> <th>dB</th> <th>dB</th> </tr> </thead> <tbody> <tr> <td>1 2490.17</td> <td>41.57</td> <td>54.00</td> <td>-12.43</td> <td>31.24</td> <td>27.70</td> <td>8.88</td> <td>36.28</td> <td>10.03</td> </tr> <tr> <td></td> <td></td> <td></td> <td></td> <td></td> <td></td> <td></td> <td></td> <td>109 13 AVERAGE</td> </tr> </tbody> </table>	Limit	Read	Ant	Cable	Preamp	Aux	APos	TPos	Remark	Freq	Level	Line	Margin	Level	Factor	Loss	Factor	Factor	MHz	dBuV/m	dBuV/m	dB	dBuV	dB/m	dB	dB	dB	1 2490.17	41.57	54.00	-12.43	31.24	27.70	8.88	36.28	10.03									109 13 AVERAGE	Blank
Limit	Read	Ant	Cable	Preamp	Aux	APos	TPos	Remark																																							
Freq	Level	Line	Margin	Level	Factor	Loss	Factor	Factor																																							
MHz	dBuV/m	dBuV/m	dB	dBuV	dB/m	dB	dB	dB																																							
1 2490.17	41.57	54.00	-12.43	31.24	27.70	8.88	36.28	10.03																																							
								109 13 AVERAGE																																							



Mode	19																																																																																			
	Band Edge - L																																																																																			
	2400-2483.5_802.11n_HT20_CH06_2437MHz																																																																																			
ANT	1																																																																																			
Pol.	Vertical	Fundamental																																																																																		
Peak	 <p>Level (dBuV/m)</p> <p>Frequency (MHz)</p> <p>Site : 03CH20-HY Condition: PEAK_BE_74 3m HF_91200_02360_231030 VERTICAL : RBW:1000.000kHz VBW:3000.000kHz SMT:Auto</p> <table border="1"> <thead> <tr> <th>Limit</th> <th>Read</th> <th>Ant</th> <th>Cable</th> <th>Preamp</th> <th>Aux</th> <th>APos</th> <th>TPos</th> <th>Remark</th> </tr> <tr> <th>Freq</th> <th>Level</th> <th>Line Margin</th> <th>Level</th> <th>Factor</th> <th>Loss Factor</th> <th>Factor</th> <th></th> <th></th> </tr> <tr> <th>MHz</th> <th>dBuV/m</th> <th>dBuV/m</th> <th>dB</th> <th>dBuV</th> <th>dB/m</th> <th>dB</th> <th>dB</th> <th>cm</th> <th>deg</th> </tr> </thead> <tbody> <tr> <td>1</td> <td>2366.13</td> <td>50.37</td> <td>74.00</td> <td>-23.63</td> <td>40.66</td> <td>27.26</td> <td>8.65</td> <td>36.23</td> <td>10.03</td> <td>399</td> <td>202</td> <td>PEAK</td> </tr> </tbody> </table>	Limit	Read	Ant	Cable	Preamp	Aux	APos	TPos	Remark	Freq	Level	Line Margin	Level	Factor	Loss Factor	Factor			MHz	dBuV/m	dBuV/m	dB	dBuV	dB/m	dB	dB	cm	deg	1	2366.13	50.37	74.00	-23.63	40.66	27.26	8.65	36.23	10.03	399	202	PEAK	 <p>Level (dBuV/m)</p> <p>Frequency (MHz)</p> <p>Site : 03CH20-HY Condition: PEAK_74 3m HF_91200_02360_231030 VERTICAL : RBW:1000.000kHz VBW:3000.000kHz SMT:Auto</p> <table border="1"> <thead> <tr> <th>Limit</th> <th>Read</th> <th>Ant</th> <th>Cable</th> <th>Preamp</th> <th>Aux</th> <th>APos</th> <th>TPos</th> <th>Remark</th> </tr> <tr> <th>Freq</th> <th>Level</th> <th>Line Margin</th> <th>Level</th> <th>Factor</th> <th>Loss Factor</th> <th>Factor</th> <th></th> <th></th> </tr> <tr> <th>MHz</th> <th>dBuV/m</th> <th>dBuV/m</th> <th>dB</th> <th>dBuV</th> <th>dB/m</th> <th>dB</th> <th>dB</th> <th>cm</th> <th>deg</th> </tr> </thead> <tbody> <tr> <td>1</td> <td>2437.00</td> <td>100.67</td> <td>-----</td> <td>-----</td> <td>90.62</td> <td>27.50</td> <td>8.78</td> <td>36.26</td> <td>10.03</td> <td>399</td> <td>202</td> <td>PEAK</td> </tr> </tbody> </table>	Limit	Read	Ant	Cable	Preamp	Aux	APos	TPos	Remark	Freq	Level	Line Margin	Level	Factor	Loss Factor	Factor			MHz	dBuV/m	dBuV/m	dB	dBuV	dB/m	dB	dB	cm	deg	1	2437.00	100.67	-----	-----	90.62	27.50	8.78	36.26	10.03	399	202	PEAK
Limit	Read	Ant	Cable	Preamp	Aux	APos	TPos	Remark																																																																												
Freq	Level	Line Margin	Level	Factor	Loss Factor	Factor																																																																														
MHz	dBuV/m	dBuV/m	dB	dBuV	dB/m	dB	dB	cm	deg																																																																											
1	2366.13	50.37	74.00	-23.63	40.66	27.26	8.65	36.23	10.03	399	202	PEAK																																																																								
Limit	Read	Ant	Cable	Preamp	Aux	APos	TPos	Remark																																																																												
Freq	Level	Line Margin	Level	Factor	Loss Factor	Factor																																																																														
MHz	dBuV/m	dBuV/m	dB	dBuV	dB/m	dB	dB	cm	deg																																																																											
1	2437.00	100.67	-----	-----	90.62	27.50	8.78	36.26	10.03	399	202	PEAK																																																																								
Avg	 <p>Level (dBuV/m)</p> <p>Frequency (MHz)</p> <p>Site : 03CH20-HY Condition: AVG_BE_54 3m HF_91200_02360_231030 VERTICAL : RBW:1000.000kHz VBW:0.820kHz SMT:Auto</p> <table border="1"> <thead> <tr> <th>Limit</th> <th>Read</th> <th>Ant</th> <th>Cable</th> <th>Preamp</th> <th>Aux</th> <th>APos</th> <th>TPos</th> <th>Remark</th> </tr> <tr> <th>Freq</th> <th>Level</th> <th>Line Margin</th> <th>Level</th> <th>Factor</th> <th>Loss Factor</th> <th>Factor</th> <th></th> <th></th> </tr> <tr> <th>MHz</th> <th>dBuV/m</th> <th>dBuV/m</th> <th>dB</th> <th>dBuV</th> <th>dB/m</th> <th>dB</th> <th>dB</th> <th>cm</th> <th>deg</th> </tr> </thead> <tbody> <tr> <td>1</td> <td>2386.45</td> <td>39.52</td> <td>54.00</td> <td>-14.48</td> <td>29.71</td> <td>27.34</td> <td>8.68</td> <td>36.24</td> <td>10.03</td> <td>399</td> <td>202</td> <td>AVERAGE</td> </tr> </tbody> </table>	Limit	Read	Ant	Cable	Preamp	Aux	APos	TPos	Remark	Freq	Level	Line Margin	Level	Factor	Loss Factor	Factor			MHz	dBuV/m	dBuV/m	dB	dBuV	dB/m	dB	dB	cm	deg	1	2386.45	39.52	54.00	-14.48	29.71	27.34	8.68	36.24	10.03	399	202	AVERAGE	 <p>Level (dBuV/m)</p> <p>Frequency (MHz)</p> <p>Site : 03CH20-HY Condition: AVG_54 3m HF_91200_02360_231030 VERTICAL : RBW:1000.000kHz VBW:0.820kHz SMT:Auto</p> <table border="1"> <thead> <tr> <th>Limit</th> <th>Read</th> <th>Ant</th> <th>Cable</th> <th>Preamp</th> <th>Aux</th> <th>APos</th> <th>TPos</th> <th>Remark</th> </tr> <tr> <th>Freq</th> <th>Level</th> <th>Line Margin</th> <th>Level</th> <th>Factor</th> <th>Loss Factor</th> <th>Factor</th> <th></th> <th></th> </tr> <tr> <th>MHz</th> <th>dBuV/m</th> <th>dBuV/m</th> <th>dB</th> <th>dBuV</th> <th>dB/m</th> <th>dB</th> <th>dB</th> <th>cm</th> <th>deg</th> </tr> </thead> <tbody> <tr> <td>1</td> <td>2437.00</td> <td>93.17</td> <td>-----</td> <td>-----</td> <td>83.12</td> <td>27.50</td> <td>8.78</td> <td>36.26</td> <td>10.03</td> <td>399</td> <td>202</td> <td>AVERAGE</td> </tr> </tbody> </table>	Limit	Read	Ant	Cable	Preamp	Aux	APos	TPos	Remark	Freq	Level	Line Margin	Level	Factor	Loss Factor	Factor			MHz	dBuV/m	dBuV/m	dB	dBuV	dB/m	dB	dB	cm	deg	1	2437.00	93.17	-----	-----	83.12	27.50	8.78	36.26	10.03	399	202	AVERAGE
Limit	Read	Ant	Cable	Preamp	Aux	APos	TPos	Remark																																																																												
Freq	Level	Line Margin	Level	Factor	Loss Factor	Factor																																																																														
MHz	dBuV/m	dBuV/m	dB	dBuV	dB/m	dB	dB	cm	deg																																																																											
1	2386.45	39.52	54.00	-14.48	29.71	27.34	8.68	36.24	10.03	399	202	AVERAGE																																																																								
Limit	Read	Ant	Cable	Preamp	Aux	APos	TPos	Remark																																																																												
Freq	Level	Line Margin	Level	Factor	Loss Factor	Factor																																																																														
MHz	dBuV/m	dBuV/m	dB	dBuV	dB/m	dB	dB	cm	deg																																																																											
1	2437.00	93.17	-----	-----	83.12	27.50	8.78	36.26	10.03	399	202	AVERAGE																																																																								

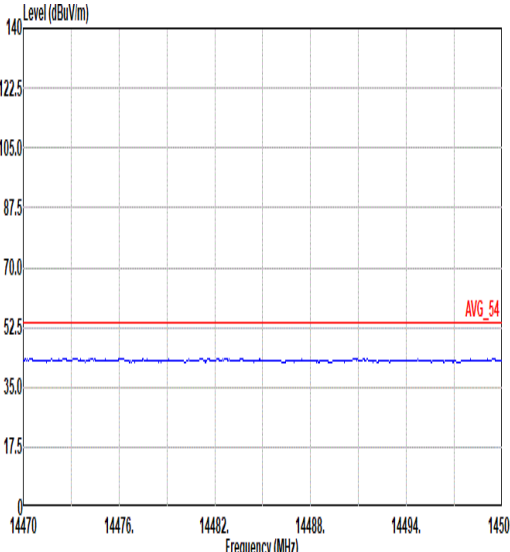
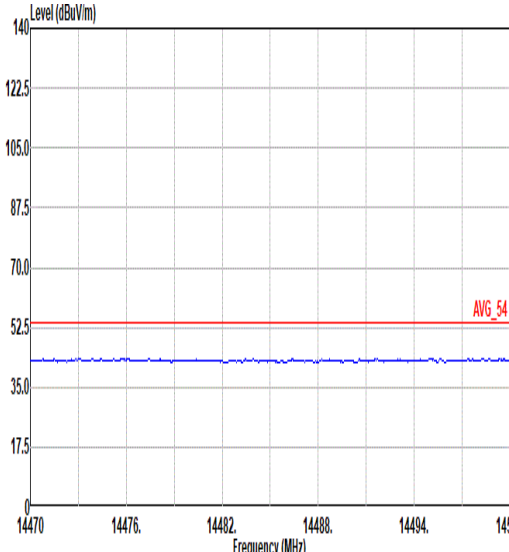
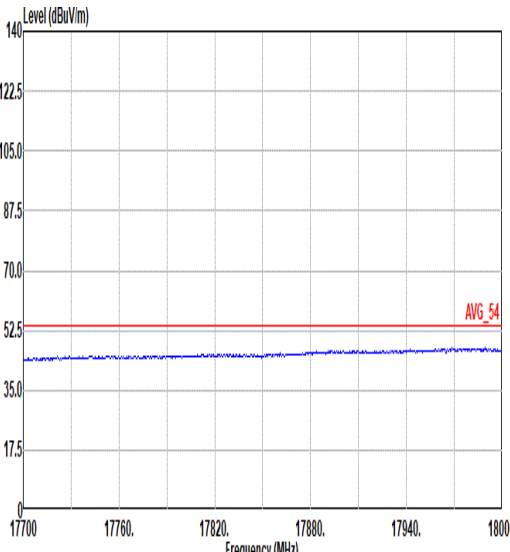
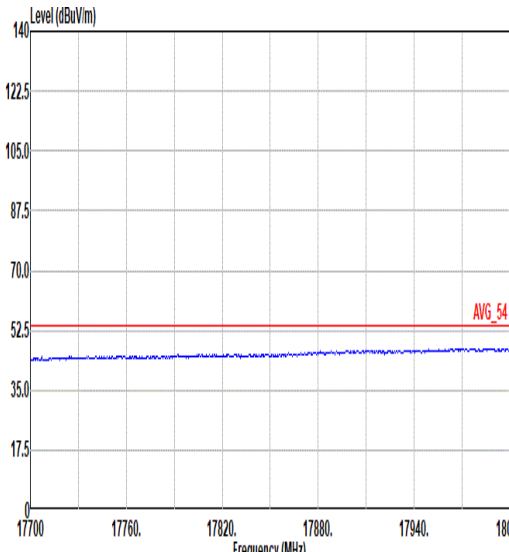


Mode	19																																														
	Band Edge - R																																														
	2400-2483.5_802.11n HT20_CH06_2437MHz																																														
ANT	1																																														
Pol.	Vertical	Fundamental																																													
Peak	<p>Site : 03CH20-HY Condition: PEAK_BE_74 3m HF_91200_02360_231030 VERTICAL : RBW:1000.000kHz VBW:3000.000kHz SMT:Auto</p> <table border="1"> <thead> <tr> <th>Limit</th> <th>Read</th> <th>Ant</th> <th>Cable</th> <th>Preamp</th> <th>Aux</th> <th>APos</th> <th>TPos</th> <th>Remark</th> </tr> <tr> <th>Freq</th> <th>Level</th> <th>Line</th> <th>Margin</th> <th>Level</th> <th>Factor</th> <th>Loss</th> <th>Factor</th> <th>Factor</th> </tr> <tr> <th>MHz</th> <th>dBuV/m</th> <th>dBuV/m</th> <th>dB</th> <th>dBuV</th> <th>dB/m</th> <th>dB</th> <th>dB</th> <th>dB</th> </tr> </thead> <tbody> <tr> <td>1 2487.78</td> <td>50.59</td> <td>74.00</td> <td>-23.41</td> <td>40.29</td> <td>27.68</td> <td>8.87</td> <td>36.28</td> <td>10.03</td> </tr> <tr> <td></td> <td></td> <td></td> <td></td> <td></td> <td></td> <td></td> <td></td> <td>399 202 PEAK</td> </tr> </tbody> </table>	Limit	Read	Ant	Cable	Preamp	Aux	APos	TPos	Remark	Freq	Level	Line	Margin	Level	Factor	Loss	Factor	Factor	MHz	dBuV/m	dBuV/m	dB	dBuV	dB/m	dB	dB	dB	1 2487.78	50.59	74.00	-23.41	40.29	27.68	8.87	36.28	10.03									399 202 PEAK	Blank
Limit	Read	Ant	Cable	Preamp	Aux	APos	TPos	Remark																																							
Freq	Level	Line	Margin	Level	Factor	Loss	Factor	Factor																																							
MHz	dBuV/m	dBuV/m	dB	dBuV	dB/m	dB	dB	dB																																							
1 2487.78	50.59	74.00	-23.41	40.29	27.68	8.87	36.28	10.03																																							
								399 202 PEAK																																							
Avg	<p>Site : 03CH20-HY Condition: AVG_BE_54 3m HF_91200_02360_231030 VERTICAL : RBW:1000.000kHz VBW:0.020kHz SMT:Auto</p> <table border="1"> <thead> <tr> <th>Limit</th> <th>Read</th> <th>Ant</th> <th>Cable</th> <th>Preamp</th> <th>Aux</th> <th>APos</th> <th>TPos</th> <th>Remark</th> </tr> <tr> <th>Freq</th> <th>Level</th> <th>Line</th> <th>Margin</th> <th>Level</th> <th>Factor</th> <th>Loss</th> <th>Factor</th> <th>Factor</th> </tr> <tr> <th>MHz</th> <th>dBuV/m</th> <th>dBuV/m</th> <th>dB</th> <th>dBuV</th> <th>dB/m</th> <th>dB</th> <th>dB</th> <th>dB</th> </tr> </thead> <tbody> <tr> <td>1 2490.30</td> <td>40.64</td> <td>54.00</td> <td>-13.36</td> <td>30.31</td> <td>27.70</td> <td>8.88</td> <td>36.28</td> <td>10.03</td> </tr> <tr> <td></td> <td></td> <td></td> <td></td> <td></td> <td></td> <td></td> <td></td> <td>399 202 AVERAGE</td> </tr> </tbody> </table>	Limit	Read	Ant	Cable	Preamp	Aux	APos	TPos	Remark	Freq	Level	Line	Margin	Level	Factor	Loss	Factor	Factor	MHz	dBuV/m	dBuV/m	dB	dBuV	dB/m	dB	dB	dB	1 2490.30	40.64	54.00	-13.36	30.31	27.70	8.88	36.28	10.03									399 202 AVERAGE	Blank
Limit	Read	Ant	Cable	Preamp	Aux	APos	TPos	Remark																																							
Freq	Level	Line	Margin	Level	Factor	Loss	Factor	Factor																																							
MHz	dBuV/m	dBuV/m	dB	dBuV	dB/m	dB	dB	dB																																							
1 2490.30	40.64	54.00	-13.36	30.31	27.70	8.88	36.28	10.03																																							
								399 202 AVERAGE																																							



Mode	19																																																																																																																						
	Harmonic																																																																																																																						
	2400-2483.5_802.11n_HT20_CH06_2437MHz																																																																																																																						
ANT	1																																																																																																																						
Pol.	Horizontal	Vertical																																																																																																																					
Peak Avg	<p>Site : 03CH20-HY Condition: PEAK_74 3m HF_91200_02360_231030 HORIZONTAL</p> <table border="1"> <thead> <tr> <th>Peak</th> <th>Freq (MHz)</th> <th>Level (dBuV/m)</th> <th>Limit (dBuV/m)</th> <th>Line Margin (dB)</th> <th>Read Level (dBuV)</th> <th>Ant Factor (dB/m)</th> <th>Cable Loss (dB)</th> <th>Preamp Factor (dB)</th> <th>Aux Factor (dB)</th> <th>APos (cm)</th> <th>TPos (deg)</th> <th>Remark</th> </tr> </thead> <tbody> <tr> <td>1</td> <td>4874.00</td> <td>50.36</td> <td>74.00</td> <td>-23.64</td> <td>42.15</td> <td>32.54</td> <td>12.55</td> <td>37.56</td> <td>0.68</td> <td>100</td> <td>8</td> <td>PEAK</td> </tr> <tr> <td>2</td> <td>4874.00</td> <td>39.50</td> <td>54.00</td> <td>-14.50</td> <td>31.29</td> <td>32.54</td> <td>12.55</td> <td>37.56</td> <td>0.68</td> <td>100</td> <td>8</td> <td>Average</td> </tr> <tr> <td>3</td> <td>7311.00</td> <td>48.17</td> <td>74.00</td> <td>-25.83</td> <td>34.10</td> <td>36.88</td> <td>15.44</td> <td>38.61</td> <td>0.36</td> <td>244</td> <td>158</td> <td>PEAK</td> </tr> <tr> <td>4</td> <td>7311.00</td> <td>40.20</td> <td>54.00</td> <td>-13.80</td> <td>26.13</td> <td>36.88</td> <td>15.44</td> <td>38.61</td> <td>0.36</td> <td>244</td> <td>158</td> <td>Average</td> </tr> </tbody> </table>	Peak	Freq (MHz)	Level (dBuV/m)	Limit (dBuV/m)	Line Margin (dB)	Read Level (dBuV)	Ant Factor (dB/m)	Cable Loss (dB)	Preamp Factor (dB)	Aux Factor (dB)	APos (cm)	TPos (deg)	Remark	1	4874.00	50.36	74.00	-23.64	42.15	32.54	12.55	37.56	0.68	100	8	PEAK	2	4874.00	39.50	54.00	-14.50	31.29	32.54	12.55	37.56	0.68	100	8	Average	3	7311.00	48.17	74.00	-25.83	34.10	36.88	15.44	38.61	0.36	244	158	PEAK	4	7311.00	40.20	54.00	-13.80	26.13	36.88	15.44	38.61	0.36	244	158	Average	<p>Site : 03CH20-HY Condition: PEAK_74 3m HF_91200_02360_231030 VERTICAL</p> <table border="1"> <thead> <tr> <th>Peak</th> <th>Freq (MHz)</th> <th>Level (dBuV/m)</th> <th>Limit (dBuV/m)</th> <th>Line Margin (dB)</th> <th>Read Level (dBuV)</th> <th>Ant Factor (dB/m)</th> <th>Cable Loss (dB)</th> <th>Preamp Factor (dB)</th> <th>Aux Factor (dB)</th> <th>APos (cm)</th> <th>TPos (deg)</th> <th>Remark</th> </tr> </thead> <tbody> <tr> <td>1</td> <td>4874.00</td> <td>44.36</td> <td>74.00</td> <td>-29.64</td> <td>36.15</td> <td>32.54</td> <td>12.55</td> <td>37.56</td> <td>0.68</td> <td>--</td> <td>--</td> <td>PEAK</td> </tr> <tr> <td>2</td> <td>7311.00</td> <td>48.73</td> <td>74.00</td> <td>-25.27</td> <td>34.66</td> <td>36.88</td> <td>15.44</td> <td>38.61</td> <td>0.36</td> <td>244</td> <td>45</td> <td>PEAK</td> </tr> <tr> <td>3</td> <td>7311.00</td> <td>40.17</td> <td>54.00</td> <td>-13.83</td> <td>26.10</td> <td>36.88</td> <td>15.44</td> <td>38.61</td> <td>0.36</td> <td>244</td> <td>45</td> <td>Average</td> </tr> </tbody> </table>	Peak	Freq (MHz)	Level (dBuV/m)	Limit (dBuV/m)	Line Margin (dB)	Read Level (dBuV)	Ant Factor (dB/m)	Cable Loss (dB)	Preamp Factor (dB)	Aux Factor (dB)	APos (cm)	TPos (deg)	Remark	1	4874.00	44.36	74.00	-29.64	36.15	32.54	12.55	37.56	0.68	--	--	PEAK	2	7311.00	48.73	74.00	-25.27	34.66	36.88	15.44	38.61	0.36	244	45	PEAK	3	7311.00	40.17	54.00	-13.83	26.10	36.88	15.44	38.61	0.36	244	45	Average
Peak	Freq (MHz)	Level (dBuV/m)	Limit (dBuV/m)	Line Margin (dB)	Read Level (dBuV)	Ant Factor (dB/m)	Cable Loss (dB)	Preamp Factor (dB)	Aux Factor (dB)	APos (cm)	TPos (deg)	Remark																																																																																																											
1	4874.00	50.36	74.00	-23.64	42.15	32.54	12.55	37.56	0.68	100	8	PEAK																																																																																																											
2	4874.00	39.50	54.00	-14.50	31.29	32.54	12.55	37.56	0.68	100	8	Average																																																																																																											
3	7311.00	48.17	74.00	-25.83	34.10	36.88	15.44	38.61	0.36	244	158	PEAK																																																																																																											
4	7311.00	40.20	54.00	-13.80	26.13	36.88	15.44	38.61	0.36	244	158	Average																																																																																																											
Peak	Freq (MHz)	Level (dBuV/m)	Limit (dBuV/m)	Line Margin (dB)	Read Level (dBuV)	Ant Factor (dB/m)	Cable Loss (dB)	Preamp Factor (dB)	Aux Factor (dB)	APos (cm)	TPos (deg)	Remark																																																																																																											
1	4874.00	44.36	74.00	-29.64	36.15	32.54	12.55	37.56	0.68	--	--	PEAK																																																																																																											
2	7311.00	48.73	74.00	-25.27	34.66	36.88	15.44	38.61	0.36	244	45	PEAK																																																																																																											
3	7311.00	40.17	54.00	-13.83	26.10	36.88	15.44	38.61	0.36	244	45	Average																																																																																																											



Mode	19	
	Harmonic	
	2400-2483.5_802.11n HT20_CH06_2437MHz	
ANT	1	
Pol.	Horizontal	Vertical
14.47G ~14.5G Avg	 <p>Site : 03CH20-HY Condition: AVG_54 3m HF_91200_02360_231030 HORIZONTAL</p>	 <p>Site : 03CH20-HY Condition: AVG_54 3m HF_91200_02360_231030 VERTICAL</p>
17.7G ~18G Avg	 <p>Site : 03CH20-HY Condition: AVG_54 3m HF_91200_02360_231030 HORIZONTAL</p>	 <p>Site : 03CH20-HY Condition: AVG_54 3m HF_91200_02360_231030 VERTICAL</p>



Mode	20																																																																																			
	Band Edge																																																																																			
	2400-2483.5_802.11n HT20_CH11_2462MHz																																																																																			
ANT	1																																																																																			
Pol.	Horizontal	Fundamental																																																																																		
Peak	<p>Site : 03CH20-HY Condition: PEAK_BE_74 3m HF_91200_02360_231030 HORIZONTAL : RBW:1000.000kHz VBW:3000.000kHz SWT:Auto</p> <table border="1"> <thead> <tr> <th>Limit</th> <th>Read</th> <th>Ant</th> <th>Cable</th> <th>Preamp</th> <th>Aux</th> <th>APos</th> <th>TPos</th> <th>Remark</th> </tr> <tr> <th>Freq</th> <th>Level</th> <th>Line Margin</th> <th>Level Factor</th> <th>Loss Factor</th> <th>Factor</th> <th>Factor</th> <th>Factor</th> <th></th> </tr> <tr> <th>MHz</th> <th>dBuV/m</th> <th>dBuV/m</th> <th>dB</th> <th>dBuV</th> <th>dB/m</th> <th>dB</th> <th>dB</th> <th>cm</th> <th>deg</th> </tr> </thead> <tbody> <tr> <td>1</td> <td>2483.85</td> <td>56.54</td> <td>74.00</td> <td>-17.46</td> <td>46.27</td> <td>27.64</td> <td>8.87</td> <td>36.27</td> <td>10.03</td> <td>108</td> <td>12</td> <td>PEAK</td> </tr> </tbody> </table>	Limit	Read	Ant	Cable	Preamp	Aux	APos	TPos	Remark	Freq	Level	Line Margin	Level Factor	Loss Factor	Factor	Factor	Factor		MHz	dBuV/m	dBuV/m	dB	dBuV	dB/m	dB	dB	cm	deg	1	2483.85	56.54	74.00	-17.46	46.27	27.64	8.87	36.27	10.03	108	12	PEAK	<p>Site : 03CH20-HY Condition: PEAK_74 3m HF_91200_02360_231030 HORIZONTAL : RBW:1000.000kHz VBW:3000.000kHz SWT:Auto</p> <table border="1"> <thead> <tr> <th>Limit</th> <th>Read</th> <th>Ant</th> <th>Cable</th> <th>Preamp</th> <th>Aux</th> <th>APos</th> <th>TPos</th> <th>Remark</th> </tr> <tr> <th>Freq</th> <th>Level</th> <th>Line Margin</th> <th>Level Factor</th> <th>Loss Factor</th> <th>Factor</th> <th>Factor</th> <th>Factor</th> <th></th> </tr> <tr> <th>MHz</th> <th>dBuV/m</th> <th>dBuV/m</th> <th>dB</th> <th>dBuV</th> <th>dB/m</th> <th>dB</th> <th>dB</th> <th>cm</th> <th>deg</th> </tr> </thead> <tbody> <tr> <td>1</td> <td>2462.00</td> <td>104.92</td> <td>74.00</td> <td>30.92</td> <td>94.83</td> <td>27.50</td> <td>8.83</td> <td>36.27</td> <td>10.03</td> <td>108</td> <td>12</td> <td>PEAK</td> </tr> </tbody> </table>	Limit	Read	Ant	Cable	Preamp	Aux	APos	TPos	Remark	Freq	Level	Line Margin	Level Factor	Loss Factor	Factor	Factor	Factor		MHz	dBuV/m	dBuV/m	dB	dBuV	dB/m	dB	dB	cm	deg	1	2462.00	104.92	74.00	30.92	94.83	27.50	8.83	36.27	10.03	108	12	PEAK
	Limit	Read	Ant	Cable	Preamp	Aux	APos	TPos	Remark																																																																											
Freq	Level	Line Margin	Level Factor	Loss Factor	Factor	Factor	Factor																																																																													
MHz	dBuV/m	dBuV/m	dB	dBuV	dB/m	dB	dB	cm	deg																																																																											
1	2483.85	56.54	74.00	-17.46	46.27	27.64	8.87	36.27	10.03	108	12	PEAK																																																																								
Limit	Read	Ant	Cable	Preamp	Aux	APos	TPos	Remark																																																																												
Freq	Level	Line Margin	Level Factor	Loss Factor	Factor	Factor	Factor																																																																													
MHz	dBuV/m	dBuV/m	dB	dBuV	dB/m	dB	dB	cm	deg																																																																											
1	2462.00	104.92	74.00	30.92	94.83	27.50	8.83	36.27	10.03	108	12	PEAK																																																																								
Avg	<p>Site : 03CH20-HY Condition: AVG_BE_54 3m HF_91200_02360_231030 HORIZONTAL : RBW:1000.000kHz VBW:0.820kHz SWT:Auto</p> <table border="1"> <thead> <tr> <th>Limit</th> <th>Read</th> <th>Ant</th> <th>Cable</th> <th>Preamp</th> <th>Aux</th> <th>APos</th> <th>TPos</th> <th>Remark</th> </tr> <tr> <th>Freq</th> <th>Level</th> <th>Line Margin</th> <th>Level Factor</th> <th>Loss Factor</th> <th>Factor</th> <th>Factor</th> <th>Factor</th> <th></th> </tr> <tr> <th>MHz</th> <th>dBuV/m</th> <th>dBuV/m</th> <th>dB</th> <th>dBuV</th> <th>dB/m</th> <th>dB</th> <th>dB</th> <th>cm</th> <th>deg</th> </tr> </thead> <tbody> <tr> <td>1</td> <td>2483.62</td> <td>42.83</td> <td>54.00</td> <td>-11.17</td> <td>32.57</td> <td>27.64</td> <td>8.86</td> <td>36.27</td> <td>10.03</td> <td>108</td> <td>12</td> <td>AVERAGE</td> </tr> </tbody> </table>	Limit	Read	Ant	Cable	Preamp	Aux	APos	TPos	Remark	Freq	Level	Line Margin	Level Factor	Loss Factor	Factor	Factor	Factor		MHz	dBuV/m	dBuV/m	dB	dBuV	dB/m	dB	dB	cm	deg	1	2483.62	42.83	54.00	-11.17	32.57	27.64	8.86	36.27	10.03	108	12	AVERAGE	<p>Site : 03CH20-HY Condition: AVG_54 3m HF_91200_02360_231030 HORIZONTAL : RBW:1000.000kHz VBW:0.820kHz SWT:Auto</p> <table border="1"> <thead> <tr> <th>Limit</th> <th>Read</th> <th>Ant</th> <th>Cable</th> <th>Preamp</th> <th>Aux</th> <th>APos</th> <th>TPos</th> <th>Remark</th> </tr> <tr> <th>Freq</th> <th>Level</th> <th>Line Margin</th> <th>Level Factor</th> <th>Loss Factor</th> <th>Factor</th> <th>Factor</th> <th>Factor</th> <th></th> </tr> <tr> <th>MHz</th> <th>dBuV/m</th> <th>dBuV/m</th> <th>dB</th> <th>dBuV</th> <th>dB/m</th> <th>dB</th> <th>dB</th> <th>cm</th> <th>deg</th> </tr> </thead> <tbody> <tr> <td>1</td> <td>2462.00</td> <td>97.66</td> <td>54.00</td> <td>43.66</td> <td>87.57</td> <td>27.50</td> <td>8.83</td> <td>36.27</td> <td>10.03</td> <td>108</td> <td>12</td> <td>AVERAGE</td> </tr> </tbody> </table>	Limit	Read	Ant	Cable	Preamp	Aux	APos	TPos	Remark	Freq	Level	Line Margin	Level Factor	Loss Factor	Factor	Factor	Factor		MHz	dBuV/m	dBuV/m	dB	dBuV	dB/m	dB	dB	cm	deg	1	2462.00	97.66	54.00	43.66	87.57	27.50	8.83	36.27	10.03	108	12	AVERAGE
Limit	Read	Ant	Cable	Preamp	Aux	APos	TPos	Remark																																																																												
Freq	Level	Line Margin	Level Factor	Loss Factor	Factor	Factor	Factor																																																																													
MHz	dBuV/m	dBuV/m	dB	dBuV	dB/m	dB	dB	cm	deg																																																																											
1	2483.62	42.83	54.00	-11.17	32.57	27.64	8.86	36.27	10.03	108	12	AVERAGE																																																																								
Limit	Read	Ant	Cable	Preamp	Aux	APos	TPos	Remark																																																																												
Freq	Level	Line Margin	Level Factor	Loss Factor	Factor	Factor	Factor																																																																													
MHz	dBuV/m	dBuV/m	dB	dBuV	dB/m	dB	dB	cm	deg																																																																											
1	2462.00	97.66	54.00	43.66	87.57	27.50	8.83	36.27	10.03	108	12	AVERAGE																																																																								



Mode	20																																																																																			
	Band Edge																																																																																			
	2400-2483.5_802.11n HT20_CH11_2462MHz																																																																																			
ANT	1																																																																																			
Pol.	Vertical	Fundamental																																																																																		
Peak	<p>Site : 03CH20-HY Condition: PEAK_BE_74 3m HF_91200_02360_231030 VERTICAL : RBW:1000.000kHz VBW:3000.000kHz SMT:Auto</p> <table border="1"> <thead> <tr> <th>Limit</th> <th>Read</th> <th>Ant</th> <th>Cable</th> <th>Preamp</th> <th>Aux</th> <th>APos</th> <th>TPos</th> <th>Remark</th> </tr> <tr> <th>Freq</th> <th>Level</th> <th>Line Margin</th> <th>Level Factor</th> <th>Loss Factor</th> <th>Factor</th> <th>Factor</th> <th>Factor</th> <th>Factor</th> </tr> <tr> <th>MHz</th> <th>dBuV/m</th> <th>dBuV/m</th> <th>dB</th> <th>dBuV</th> <th>dB/m</th> <th>dB</th> <th>dB</th> <th>cm</th> <th>deg</th> </tr> </thead> <tbody> <tr> <td>1</td> <td>2483.58</td> <td>53.22</td> <td>74.00</td> <td>-20.78</td> <td>42.96</td> <td>27.64</td> <td>8.86</td> <td>36.27</td> <td>10.03</td> <td>253</td> <td>205</td> <td>PEAK</td> </tr> </tbody> </table>	Limit	Read	Ant	Cable	Preamp	Aux	APos	TPos	Remark	Freq	Level	Line Margin	Level Factor	Loss Factor	Factor	Factor	Factor	Factor	MHz	dBuV/m	dBuV/m	dB	dBuV	dB/m	dB	dB	cm	deg	1	2483.58	53.22	74.00	-20.78	42.96	27.64	8.86	36.27	10.03	253	205	PEAK	<p>Site : 03CH20-HY Condition: PEAK_74 3m HF_91200_02360_231030 VERTICAL : RBW:1000.000kHz VBW:3000.000kHz SMT:Auto</p> <table border="1"> <thead> <tr> <th>Limit</th> <th>Read</th> <th>Ant</th> <th>Cable</th> <th>Preamp</th> <th>Aux</th> <th>APos</th> <th>TPos</th> <th>Remark</th> </tr> <tr> <th>Freq</th> <th>Level</th> <th>Line Margin</th> <th>Level Factor</th> <th>Loss Factor</th> <th>Factor</th> <th>Factor</th> <th>Factor</th> <th>Factor</th> </tr> <tr> <th>MHz</th> <th>dBuV/m</th> <th>dBuV/m</th> <th>dB</th> <th>dBuV</th> <th>dB/m</th> <th>dB</th> <th>dB</th> <th>cm</th> <th>deg</th> </tr> </thead> <tbody> <tr> <td>1</td> <td>2462.00</td> <td>101.34</td> <td>-----</td> <td>-----</td> <td>91.26</td> <td>27.50</td> <td>8.82</td> <td>36.27</td> <td>10.03</td> <td>253</td> <td>205</td> <td>PEAK</td> </tr> </tbody> </table>	Limit	Read	Ant	Cable	Preamp	Aux	APos	TPos	Remark	Freq	Level	Line Margin	Level Factor	Loss Factor	Factor	Factor	Factor	Factor	MHz	dBuV/m	dBuV/m	dB	dBuV	dB/m	dB	dB	cm	deg	1	2462.00	101.34	-----	-----	91.26	27.50	8.82	36.27	10.03	253	205	PEAK
	Limit	Read	Ant	Cable	Preamp	Aux	APos	TPos	Remark																																																																											
Freq	Level	Line Margin	Level Factor	Loss Factor	Factor	Factor	Factor	Factor																																																																												
MHz	dBuV/m	dBuV/m	dB	dBuV	dB/m	dB	dB	cm	deg																																																																											
1	2483.58	53.22	74.00	-20.78	42.96	27.64	8.86	36.27	10.03	253	205	PEAK																																																																								
Limit	Read	Ant	Cable	Preamp	Aux	APos	TPos	Remark																																																																												
Freq	Level	Line Margin	Level Factor	Loss Factor	Factor	Factor	Factor	Factor																																																																												
MHz	dBuV/m	dBuV/m	dB	dBuV	dB/m	dB	dB	cm	deg																																																																											
1	2462.00	101.34	-----	-----	91.26	27.50	8.82	36.27	10.03	253	205	PEAK																																																																								
Avg	<p>Site : 03CH20-HY Condition: AVG_BE_54 3m HF_91200_02360_231030 VERTICAL : RBW:1000.000kHz VBW:0.820kHz SMT:Auto</p> <table border="1"> <thead> <tr> <th>Limit</th> <th>Read</th> <th>Ant</th> <th>Cable</th> <th>Preamp</th> <th>Aux</th> <th>APos</th> <th>TPos</th> <th>Remark</th> </tr> <tr> <th>Freq</th> <th>Level</th> <th>Line Margin</th> <th>Level Factor</th> <th>Loss Factor</th> <th>Factor</th> <th>Factor</th> <th>Factor</th> <th>Factor</th> </tr> <tr> <th>MHz</th> <th>dBuV/m</th> <th>dBuV/m</th> <th>dB</th> <th>dBuV</th> <th>dB/m</th> <th>dB</th> <th>dB</th> <th>cm</th> <th>deg</th> </tr> </thead> <tbody> <tr> <td>1</td> <td>2483.70</td> <td>40.82</td> <td>54.00</td> <td>-13.18</td> <td>30.56</td> <td>27.64</td> <td>8.86</td> <td>36.27</td> <td>10.03</td> <td>253</td> <td>205</td> <td>AVERAGE</td> </tr> </tbody> </table>	Limit	Read	Ant	Cable	Preamp	Aux	APos	TPos	Remark	Freq	Level	Line Margin	Level Factor	Loss Factor	Factor	Factor	Factor	Factor	MHz	dBuV/m	dBuV/m	dB	dBuV	dB/m	dB	dB	cm	deg	1	2483.70	40.82	54.00	-13.18	30.56	27.64	8.86	36.27	10.03	253	205	AVERAGE	<p>Site : 03CH20-HY Condition: AVG_54 3m HF_91200_02360_231030 VERTICAL : RBW:1000.000kHz VBW:0.820kHz SMT:Auto</p> <table border="1"> <thead> <tr> <th>Limit</th> <th>Read</th> <th>Ant</th> <th>Cable</th> <th>Preamp</th> <th>Aux</th> <th>APos</th> <th>TPos</th> <th>Remark</th> </tr> <tr> <th>Freq</th> <th>Level</th> <th>Line Margin</th> <th>Level Factor</th> <th>Loss Factor</th> <th>Factor</th> <th>Factor</th> <th>Factor</th> <th>Factor</th> </tr> <tr> <th>MHz</th> <th>dBuV/m</th> <th>dBuV/m</th> <th>dB</th> <th>dBuV</th> <th>dB/m</th> <th>dB</th> <th>dB</th> <th>cm</th> <th>deg</th> </tr> </thead> <tbody> <tr> <td>1</td> <td>2462.00</td> <td>93.93</td> <td>-----</td> <td>-----</td> <td>83.85</td> <td>27.50</td> <td>8.82</td> <td>36.27</td> <td>10.03</td> <td>253</td> <td>205</td> <td>AVERAGE</td> </tr> </tbody> </table>	Limit	Read	Ant	Cable	Preamp	Aux	APos	TPos	Remark	Freq	Level	Line Margin	Level Factor	Loss Factor	Factor	Factor	Factor	Factor	MHz	dBuV/m	dBuV/m	dB	dBuV	dB/m	dB	dB	cm	deg	1	2462.00	93.93	-----	-----	83.85	27.50	8.82	36.27	10.03	253	205	AVERAGE
Limit	Read	Ant	Cable	Preamp	Aux	APos	TPos	Remark																																																																												
Freq	Level	Line Margin	Level Factor	Loss Factor	Factor	Factor	Factor	Factor																																																																												
MHz	dBuV/m	dBuV/m	dB	dBuV	dB/m	dB	dB	cm	deg																																																																											
1	2483.70	40.82	54.00	-13.18	30.56	27.64	8.86	36.27	10.03	253	205	AVERAGE																																																																								
Limit	Read	Ant	Cable	Preamp	Aux	APos	TPos	Remark																																																																												
Freq	Level	Line Margin	Level Factor	Loss Factor	Factor	Factor	Factor	Factor																																																																												
MHz	dBuV/m	dBuV/m	dB	dBuV	dB/m	dB	dB	cm	deg																																																																											
1	2462.00	93.93	-----	-----	83.85	27.50	8.82	36.27	10.03	253	205	AVERAGE																																																																								



Mode	20																																																																																																											
	Harmonic																																																																																																											
	2400-2483.5_802.11n HT20_CH11_2462MHz																																																																																																											
ANT	1																																																																																																											
Pol.	Horizontal	Vertical																																																																																																										
Peak Avg	<p>Site : 03CH20-HY Condition: PEAK_74 3m HF_91200_02360_231030 HORIZONTAL</p> <table border="1"> <thead> <tr> <th></th> <th>Limit</th> <th>Read</th> <th>Ant</th> <th>Cable</th> <th>Preamp</th> <th>Aux</th> <th>APos</th> <th>TPos</th> <th></th> </tr> <tr> <th>Freq</th> <th>Level</th> <th>Line Margin</th> <th>Level Factor</th> <th>Loss Factor</th> <th>Loss Factor</th> <th>Factor</th> <th></th> <th></th> <th>Remark</th> </tr> <tr> <th></th> <th>MHz</th> <th>dBuV/m</th> <th>dBuV/m</th> <th>dB</th> <th>dBuV</th> <th>dB/m</th> <th>dB</th> <th>dB</th> <th>cm</th> <th>deg</th> </tr> </thead> <tbody> <tr> <td>1</td> <td>4924.00</td> <td>44.98</td> <td>74.00</td> <td>-29.02</td> <td>36.56</td> <td>32.80</td> <td>12.64</td> <td>37.60</td> <td>0.58</td> <td>-- -- PEAK</td> </tr> <tr> <td>2</td> <td>7386.00</td> <td>47.76</td> <td>74.00</td> <td>-26.24</td> <td>33.92</td> <td>36.66</td> <td>15.52</td> <td>38.67</td> <td>0.33</td> <td>-- -- PEAK</td> </tr> </tbody> </table>		Limit	Read	Ant	Cable	Preamp	Aux	APos	TPos		Freq	Level	Line Margin	Level Factor	Loss Factor	Loss Factor	Factor			Remark		MHz	dBuV/m	dBuV/m	dB	dBuV	dB/m	dB	dB	cm	deg	1	4924.00	44.98	74.00	-29.02	36.56	32.80	12.64	37.60	0.58	-- -- PEAK	2	7386.00	47.76	74.00	-26.24	33.92	36.66	15.52	38.67	0.33	-- -- PEAK	<p>Site : 03CH20-HY Condition: PEAK_74 3m HF_91200_02360_231030 VERTICAL</p> <table border="1"> <thead> <tr> <th></th> <th>Limit</th> <th>Read</th> <th>Ant</th> <th>Cable</th> <th>Preamp</th> <th>Aux</th> <th>APos</th> <th>TPos</th> <th></th> </tr> <tr> <th>Freq</th> <th>Level</th> <th>Line Margin</th> <th>Level Factor</th> <th>Loss Factor</th> <th>Loss Factor</th> <th>Factor</th> <th></th> <th></th> <th>Remark</th> </tr> <tr> <th></th> <th>MHz</th> <th>dBuV/m</th> <th>dBuV/m</th> <th>dB</th> <th>dBuV</th> <th>dB/m</th> <th>dB</th> <th>dB</th> <th>cm</th> <th>deg</th> </tr> </thead> <tbody> <tr> <td>1</td> <td>4924.00</td> <td>44.30</td> <td>74.00</td> <td>-29.70</td> <td>35.88</td> <td>32.80</td> <td>12.64</td> <td>37.60</td> <td>0.58</td> <td>-- -- PEAK</td> </tr> <tr> <td>2</td> <td>7386.00</td> <td>47.54</td> <td>74.00</td> <td>-26.46</td> <td>33.70</td> <td>36.66</td> <td>15.52</td> <td>38.67</td> <td>0.33</td> <td>-- -- PEAK</td> </tr> </tbody> </table>		Limit	Read	Ant	Cable	Preamp	Aux	APos	TPos		Freq	Level	Line Margin	Level Factor	Loss Factor	Loss Factor	Factor			Remark		MHz	dBuV/m	dBuV/m	dB	dBuV	dB/m	dB	dB	cm	deg	1	4924.00	44.30	74.00	-29.70	35.88	32.80	12.64	37.60	0.58	-- -- PEAK	2	7386.00	47.54	74.00	-26.46	33.70	36.66	15.52	38.67	0.33	-- -- PEAK
		Limit	Read	Ant	Cable	Preamp	Aux	APos	TPos																																																																																																			
Freq	Level	Line Margin	Level Factor	Loss Factor	Loss Factor	Factor			Remark																																																																																																			
	MHz	dBuV/m	dBuV/m	dB	dBuV	dB/m	dB	dB	cm	deg																																																																																																		
1	4924.00	44.98	74.00	-29.02	36.56	32.80	12.64	37.60	0.58	-- -- PEAK																																																																																																		
2	7386.00	47.76	74.00	-26.24	33.92	36.66	15.52	38.67	0.33	-- -- PEAK																																																																																																		
	Limit	Read	Ant	Cable	Preamp	Aux	APos	TPos																																																																																																				
Freq	Level	Line Margin	Level Factor	Loss Factor	Loss Factor	Factor			Remark																																																																																																			
	MHz	dBuV/m	dBuV/m	dB	dBuV	dB/m	dB	dB	cm	deg																																																																																																		
1	4924.00	44.30	74.00	-29.70	35.88	32.80	12.64	37.60	0.58	-- -- PEAK																																																																																																		
2	7386.00	47.54	74.00	-26.46	33.70	36.66	15.52	38.67	0.33	-- -- PEAK																																																																																																		



Mode	20	
	Harmonic	
	2400-2483.5_802.11n HT20_CH11_2462MHz	
ANT	1	
Pol.	Horizontal	Vertical
14.47G ~14.5G Avg	<p>Site : 03CH20-HY Condition: AVG_54 3m HF_91200_02360_231030 HORIZONTAL</p>	<p>Site : 03CH20-HY Condition: AVG_54 3m HF_91200_02360_231030 VERTICAL</p>
	17.7G ~18G Avg	<p>Site : 03CH20-HY Condition: AVG_54 3m HF_91200_02360_231030 HORIZONTAL</p>



Mode	21																																																																																																																																																																																							
	LF																																																																																																																																																																																							
	2400-2483.5_802.11b_CH06_2437MHz																																																																																																																																																																																							
ANT	1																																																																																																																																																																																							
Pol.	Horizontal	Vertical																																																																																																																																																																																						
QP/ Peak	<p>Site : 03CH20-HY Condition: QP 3m Bilog_55606 & 08_231020 HORIZONTAL</p> <table border="1"> <thead> <tr> <th>Peak</th> <th>Freq (MHz)</th> <th>Level (dBuV/m)</th> <th>Limit (dBuV/m)</th> <th>Line Margin (dB)</th> <th>Read Level (dBuV)</th> <th>Ant Factor (dB/m)</th> <th>Cable Loss (dB)</th> <th>Preamp Factor (dB)</th> <th>Aux Factor (dB)</th> <th>APos (cm)</th> <th>TPos (deg)</th> <th>Remark</th> </tr> </thead> <tbody> <tr><td>1</td><td>78.50</td><td>31.37</td><td>40.00</td><td>-8.63</td><td>51.38</td><td>13.66</td><td>1.67</td><td>35.54</td><td>0.20</td><td>--</td><td>--</td><td>Peak</td></tr> <tr><td>2</td><td>136.64</td><td>28.40</td><td>43.50</td><td>-15.10</td><td>43.60</td><td>17.02</td><td>2.20</td><td>35.45</td><td>0.23</td><td>--</td><td>--</td><td>Peak</td></tr> <tr><td>3</td><td>260.86</td><td>26.94</td><td>46.00</td><td>-19.06</td><td>38.82</td><td>20.17</td><td>2.96</td><td>35.20</td><td>0.19</td><td>--</td><td>--</td><td>Peak</td></tr> <tr><td>4</td><td>384.05</td><td>31.19</td><td>46.00</td><td>-14.81</td><td>41.12</td><td>21.19</td><td>3.57</td><td>34.84</td><td>0.15</td><td>--</td><td>--</td><td>Peak</td></tr> <tr><td>5</td><td>708.03</td><td>30.57</td><td>46.00</td><td>-15.43</td><td>32.77</td><td>26.75</td><td>4.79</td><td>33.91</td><td>0.17</td><td>--</td><td>--</td><td>Peak</td></tr> <tr><td>6</td><td>947.62</td><td>34.88</td><td>46.00</td><td>-11.12</td><td>31.59</td><td>30.69</td><td>5.49</td><td>32.99</td><td>0.10</td><td>--</td><td>--</td><td>Peak</td></tr> </tbody> </table>	Peak	Freq (MHz)	Level (dBuV/m)	Limit (dBuV/m)	Line Margin (dB)	Read Level (dBuV)	Ant Factor (dB/m)	Cable Loss (dB)	Preamp Factor (dB)	Aux Factor (dB)	APos (cm)	TPos (deg)	Remark	1	78.50	31.37	40.00	-8.63	51.38	13.66	1.67	35.54	0.20	--	--	Peak	2	136.64	28.40	43.50	-15.10	43.60	17.02	2.20	35.45	0.23	--	--	Peak	3	260.86	26.94	46.00	-19.06	38.82	20.17	2.96	35.20	0.19	--	--	Peak	4	384.05	31.19	46.00	-14.81	41.12	21.19	3.57	34.84	0.15	--	--	Peak	5	708.03	30.57	46.00	-15.43	32.77	26.75	4.79	33.91	0.17	--	--	Peak	6	947.62	34.88	46.00	-11.12	31.59	30.69	5.49	32.99	0.10	--	--	Peak	<p>Site : 03CH20-HY Condition: QP 3m Bilog_55606 & 08_231020 VERTICAL</p> <table border="1"> <thead> <tr> <th>Peak</th> <th>Freq (MHz)</th> <th>Level (dBuV/m)</th> <th>Limit (dBuV/m)</th> <th>Line Margin (dB)</th> <th>Read Level (dBuV)</th> <th>Ant Factor (dB/m)</th> <th>Cable Loss (dB)</th> <th>Preamp Factor (dB)</th> <th>Aux Factor (dB)</th> <th>APos (cm)</th> <th>TPos (deg)</th> <th>Remark</th> </tr> </thead> <tbody> <tr><td>1</td><td>42.61</td><td>28.84</td><td>40.00</td><td>-11.16</td><td>44.67</td><td>18.27</td><td>1.25</td><td>35.58</td><td>0.23</td><td>132</td><td>335</td><td>QP</td></tr> <tr><td>2</td><td>126.03</td><td>32.32</td><td>43.50</td><td>-11.18</td><td>47.79</td><td>17.68</td><td>2.10</td><td>35.46</td><td>0.21</td><td>--</td><td>--</td><td>Peak</td></tr> <tr><td>3</td><td>258.92</td><td>23.08</td><td>46.00</td><td>-22.92</td><td>35.22</td><td>19.92</td><td>2.95</td><td>35.20</td><td>0.19</td><td>--</td><td>--</td><td>Peak</td></tr> <tr><td>4</td><td>416.06</td><td>30.74</td><td>46.00</td><td>-15.26</td><td>39.20</td><td>22.45</td><td>3.71</td><td>34.77</td><td>0.15</td><td>--</td><td>--</td><td>Peak</td></tr> <tr><td>5</td><td>554.77</td><td>30.68</td><td>46.00</td><td>-15.32</td><td>34.71</td><td>25.97</td><td>4.27</td><td>34.39</td><td>0.12</td><td>--</td><td>--</td><td>Peak</td></tr> <tr><td>6</td><td>903.97</td><td>36.01</td><td>46.00</td><td>-9.99</td><td>34.68</td><td>28.95</td><td>5.37</td><td>33.15</td><td>0.16</td><td>--</td><td>--</td><td>Peak</td></tr> </tbody> </table>	Peak	Freq (MHz)	Level (dBuV/m)	Limit (dBuV/m)	Line Margin (dB)	Read Level (dBuV)	Ant Factor (dB/m)	Cable Loss (dB)	Preamp Factor (dB)	Aux Factor (dB)	APos (cm)	TPos (deg)	Remark	1	42.61	28.84	40.00	-11.16	44.67	18.27	1.25	35.58	0.23	132	335	QP	2	126.03	32.32	43.50	-11.18	47.79	17.68	2.10	35.46	0.21	--	--	Peak	3	258.92	23.08	46.00	-22.92	35.22	19.92	2.95	35.20	0.19	--	--	Peak	4	416.06	30.74	46.00	-15.26	39.20	22.45	3.71	34.77	0.15	--	--	Peak	5	554.77	30.68	46.00	-15.32	34.71	25.97	4.27	34.39	0.12	--	--	Peak	6	903.97	36.01	46.00	-9.99	34.68	28.95	5.37	33.15	0.16	--	--	Peak
Peak	Freq (MHz)	Level (dBuV/m)	Limit (dBuV/m)	Line Margin (dB)	Read Level (dBuV)	Ant Factor (dB/m)	Cable Loss (dB)	Preamp Factor (dB)	Aux Factor (dB)	APos (cm)	TPos (deg)	Remark																																																																																																																																																																												
1	78.50	31.37	40.00	-8.63	51.38	13.66	1.67	35.54	0.20	--	--	Peak																																																																																																																																																																												
2	136.64	28.40	43.50	-15.10	43.60	17.02	2.20	35.45	0.23	--	--	Peak																																																																																																																																																																												
3	260.86	26.94	46.00	-19.06	38.82	20.17	2.96	35.20	0.19	--	--	Peak																																																																																																																																																																												
4	384.05	31.19	46.00	-14.81	41.12	21.19	3.57	34.84	0.15	--	--	Peak																																																																																																																																																																												
5	708.03	30.57	46.00	-15.43	32.77	26.75	4.79	33.91	0.17	--	--	Peak																																																																																																																																																																												
6	947.62	34.88	46.00	-11.12	31.59	30.69	5.49	32.99	0.10	--	--	Peak																																																																																																																																																																												
Peak	Freq (MHz)	Level (dBuV/m)	Limit (dBuV/m)	Line Margin (dB)	Read Level (dBuV)	Ant Factor (dB/m)	Cable Loss (dB)	Preamp Factor (dB)	Aux Factor (dB)	APos (cm)	TPos (deg)	Remark																																																																																																																																																																												
1	42.61	28.84	40.00	-11.16	44.67	18.27	1.25	35.58	0.23	132	335	QP																																																																																																																																																																												
2	126.03	32.32	43.50	-11.18	47.79	17.68	2.10	35.46	0.21	--	--	Peak																																																																																																																																																																												
3	258.92	23.08	46.00	-22.92	35.22	19.92	2.95	35.20	0.19	--	--	Peak																																																																																																																																																																												
4	416.06	30.74	46.00	-15.26	39.20	22.45	3.71	34.77	0.15	--	--	Peak																																																																																																																																																																												
5	554.77	30.68	46.00	-15.32	34.71	25.97	4.27	34.39	0.12	--	--	Peak																																																																																																																																																																												
6	903.97	36.01	46.00	-9.99	34.68	28.95	5.37	33.15	0.16	--	--	Peak																																																																																																																																																																												



Mode	25																																																																																			
	SHF																																																																																			
	2400-2483.5_802.11b_CH06_2437MHz																																																																																			
ANT	1																																																																																			
Pol.	Horizontal	Vertical																																																																																		
Peak	<p>Site : 03CH20-HY Condition: PEAK_74 1m BBHA9170_1224_240624 HORIZONTAL Mode : 25 Setting : Plane :</p> <table border="1"> <thead> <tr> <th>Limit</th> <th>Read</th> <th>Ant</th> <th>Cable</th> <th>Preamp</th> <th>Aux</th> <th>APos</th> <th>TPos</th> <th>Remark</th> </tr> <tr> <th>Freq</th> <th>Level</th> <th>Line</th> <th>Margin</th> <th>Level</th> <th>Factor</th> <th>Loss</th> <th>Factor</th> <th>Factor</th> </tr> <tr> <th>MHz</th> <th>dBuV/m</th> <th>dBuV/m</th> <th>dB</th> <th>dBuV</th> <th>dB/m</th> <th>dB</th> <th>dB</th> <th>cm</th> <th>deg</th> </tr> </thead> <tbody> <tr> <td>1</td> <td>24866.00</td> <td>41.70</td> <td>74.00</td> <td>-32.30</td> <td>36.04</td> <td>39.46</td> <td>29.02</td> <td>53.28</td> <td>-9.54</td> <td>--</td> <td>--</td> <td>Peak</td> </tr> </tbody> </table>	Limit	Read	Ant	Cable	Preamp	Aux	APos	TPos	Remark	Freq	Level	Line	Margin	Level	Factor	Loss	Factor	Factor	MHz	dBuV/m	dBuV/m	dB	dBuV	dB/m	dB	dB	cm	deg	1	24866.00	41.70	74.00	-32.30	36.04	39.46	29.02	53.28	-9.54	--	--	Peak	<p>Site : 03CH20-HY Condition: PEAK_74 1m BBHA9170_1224_240624 VERTICAL Mode : 25 Setting : Plane :</p> <table border="1"> <thead> <tr> <th>Limit</th> <th>Read</th> <th>Ant</th> <th>Cable</th> <th>Preamp</th> <th>Aux</th> <th>APos</th> <th>TPos</th> <th>Remark</th> </tr> <tr> <th>Freq</th> <th>Level</th> <th>Line</th> <th>Margin</th> <th>Level</th> <th>Factor</th> <th>Loss</th> <th>Factor</th> <th>Factor</th> </tr> <tr> <th>MHz</th> <th>dBuV/m</th> <th>dBuV/m</th> <th>dB</th> <th>dBuV</th> <th>dB/m</th> <th>dB</th> <th>dB</th> <th>cm</th> <th>deg</th> </tr> </thead> <tbody> <tr> <td>1</td> <td>24993.00</td> <td>41.84</td> <td>74.00</td> <td>-32.16</td> <td>36.02</td> <td>39.47</td> <td>29.09</td> <td>53.28</td> <td>-9.54</td> <td>--</td> <td>--</td> <td>Peak</td> </tr> </tbody> </table>	Limit	Read	Ant	Cable	Preamp	Aux	APos	TPos	Remark	Freq	Level	Line	Margin	Level	Factor	Loss	Factor	Factor	MHz	dBuV/m	dBuV/m	dB	dBuV	dB/m	dB	dB	cm	deg	1	24993.00	41.84	74.00	-32.16	36.02	39.47	29.09	53.28	-9.54	--	--	Peak
	Limit	Read	Ant	Cable	Preamp	Aux	APos	TPos	Remark																																																																											
Freq	Level	Line	Margin	Level	Factor	Loss	Factor	Factor																																																																												
MHz	dBuV/m	dBuV/m	dB	dBuV	dB/m	dB	dB	cm	deg																																																																											
1	24866.00	41.70	74.00	-32.30	36.04	39.46	29.02	53.28	-9.54	--	--	Peak																																																																								
Limit	Read	Ant	Cable	Preamp	Aux	APos	TPos	Remark																																																																												
Freq	Level	Line	Margin	Level	Factor	Loss	Factor	Factor																																																																												
MHz	dBuV/m	dBuV/m	dB	dBuV	dB/m	dB	dB	cm	deg																																																																											
1	24993.00	41.84	74.00	-32.16	36.02	39.47	29.09	53.28	-9.54	--	--	Peak																																																																								



Appendix D. Duty Cycle Plots

Band	Duty Cycle(%)	T(us)	1/T(kHz)	VBW Setting
802.11b	98.89	-	-	10Hz
802.11g	96.86	1390	0.72	750Hz
2.4GHz 802.11n HT20	96.65	1300	0.77	820Hz

