



FCC RADIO TEST REPORT

FCC ID : HLZA24007
Equipment : Tablet PC
Brand Name : acer
Model Name : A24007
Marketing Name : Acer Iconia V10, V10-21
Applicant : Acer Incorporated
8F., No. 88, Sec. 1, Xintai 5th Rd., Xizhi Dist.,
New Taipei City 22181, Taiwan (R.O.C)
Manufacturer : Acer Incorporated
8F., No. 88, Sec. 1, Xintai 5th Rd., Xizhi Dist.,
New Taipei City 22181, Taiwan (R.O.C)
Standard : FCC Part 15 Subpart E §15.407

The product was received on Aug. 20, 2024 and testing was performed from Aug. 31, 2024 to Sep. 20, 2024. We, Sporton International Inc. Wensan Laboratory, would like to declare that the tested sample has been evaluated in accordance with the test procedures and has been in compliance with the applicable technical standards.

The test results in this report apply exclusively to the tested model / sample. Without written approval from Sporton International Inc. Wensan Laboratory, the test report shall not be reproduced except in full.

Louis Wu

Approved by: Louis Wu

Sporton International Inc. Wensan Laboratory

No.58, Aly. 75, Ln. 564, Wenhua 3rd, Rd., Guishan Dist., Taoyuan City 333010, Taiwan (R.O.C.)



Table of Contents

History of this test report..... 3

Summary of Test Result..... 4

1 General Description 5

 1.1 Product Feature of Equipment Under Test..... 5

 1.2 Modification of EUT 5

 1.3 Testing Location 6

 1.4 Applicable Standards..... 6

2 Test Configuration of Equipment Under Test 7

 2.1 Carrier Frequency and Channel 7

 2.2 Test Mode 7

 2.3 Connection Diagram of Test System 8

 2.4 Support Unit used in test configuration and system 9

 2.5 EUT Operation Test Setup 9

 2.6 Measurement Results Explanation Example..... 9

3 Test Result 10

 3.1 6dB and 26dB and 99% Occupied Bandwidth Measurement 10

 3.2 Maximum Conducted Output Power Measurement 11

 3.3 Power Spectral Density Measurement 12

 3.4 Unwanted Emissions Measurement 14

 3.5 AC Conducted Emission Measurement..... 19

 3.6 Antenna Requirements 21

4 List of Measuring Equipment..... 22

5 Measurement Uncertainty 23

Appendix A. Conducted Test Results

Appendix B. AC Conducted Emission Test Result

Appendix C. Radiated Spurious Emission Test Data

Appendix D. Duty Cycle Plots

Appendix E. Setup Photographs



History of this test report

Report No.	Version	Description	Issue Date
FR482028E	01	Initial issue of report	Oct. 11, 2024
FR482028E	02	Revise Section 2.2, appendix C and D. This report is an updated version, replacing the report issued on Oct. 11, 2024.	Oct. 15, 2024



Summary of Test Result

Report Clause	Ref Std. Clause	Test Items	Result (PASS/FAIL)	Remark
3.1	15.403	6dB & 26dB Bandwidth	Pass	-
3.1	2.1049	99% Occupied Bandwidth	Pass	-
3.2	15.407(a)	Maximum Conducted Output Power	Pass	-
3.3	15.407(a)	Power Spectral Density	Pass	-
3.4	15.407(b)	Unwanted Emissions	Pass	8.28 dB under the limit at 39648.00 MHz
3.5	15.207	AC Conducted Emission	Pass	17.86 dB under the limit at 0.20 MHz
3.6	15.203	Antenna Requirement	Pass	-

Conformity Assessment Condition:

1. The test results (PASS/FAIL) with all measurement uncertainty excluded are presented against the regulation limits or in accordance with the requirements stipulated by the applicant/manufacturer who shall bear all the risks of non-compliance that may potentially occur if measurement uncertainty is taken into account.
2. The measurement uncertainty please refer to each test result in the section "Measurement Uncertainty".

Disclaimer:

The product specifications of the EUT presented in the test report that may affect the test assessments are declared by the manufacturer who shall take full responsibility for the authenticity.

Reviewed by: Wei Chen
Report Producer: Lucy Wu

1 General Description

1.1 Product Feature of Equipment Under Test

Product Feature
General Specs Bluetooth, Wi-Fi 2.4GHz 802.11b/g/n, Wi-Fi 5GHz 802.11a/n/ac and GNSS.
Antenna Type WLAN: PIFA Antenna Bluetooth: PIFA Antenna GPS / Glonass / BDS / Galileo: PIFA Antenna

Antenna information		
5725 MHz ~ 5850 MHz	Peak Gain (dBi)	0.68

Remark: The EUT's information above is declared by manufacturer. Please refer to Disclaimer in report summary.

SKU List				
Model	SKU1_4G+64G	SKU2_4G+64G	SKU3_4G+128G	SKU4_4G+128G
RAM	Shenzhen Longsys Electronics Co., Ltd. MLXC4004G-W6	SHENZHEN GCAIELECTRONICTEC HNOLOGY Co., Ltd. GD84D32MJ0-42C2	Shenzhen Longsys Electronics Co., Ltd. MLXC4004G-W6	SHENZHEN GCAIELECTRONICTEC HNOLOGY Co., Ltd. GD84D32MJ0-42C2
ROM	Shenzhen Longsys Electronics Co., Ltd. FEMDNN064G-A3A55	Shenzhen Techwinsemi Technology Co., Ltd. UEMCGS63S0	Shenzhen Longsys Electronics Co., Ltd. FEMDNN128G-A3V01	Shenzhen Techwinsemi Technology Co., Ltd. UEMDGS63S0
Front Camera	SHENZHEN KE YI TAI ELECTRONIC Co., Ltd. GC05A2 5M	Shenzhen Hongyou Electronic Technology Co., Ltd. GC05A2 5M	SHENZHEN KE YI TAI ELECTRONIC Co., Ltd. GC05A2 5M	Shenzhen Hongyou Electronic Technology Co., Ltd. GC05A2 5M
Rear Camera	SHENZHEN KE YI TAI ELECTRONIC Co., Ltd. S5K4H8 8M	Shenzhen Hongyou Electronic Technology Co., Ltd. S5K4H8 8M	SHENZHEN KE YI TAI ELECTRONIC Co., Ltd. S5K4H8 8M	Shenzhen Hongyou Electronic Technology Co., Ltd. S5K4H8 8M

1.2 Modification of EUT

No modifications made to the EUT during the testing.



1.3 Testing Location

Test Site	Sporton International Inc. Wensan Laboratory
Test Site Location	No.58, Aly. 75, Ln. 564, Wenhua 3rd, Rd., Guishan Dist., Taoyuan City 333010, Taiwan (R.O.C.) TEL: +886-3-327-0868 FAX: +886-3-327-0855
Test Site No.	Sporton Site No. TH05-HY, CO07-HY, 03CH20-HY

Note: The test site complies with ANSI C63.4 2014 requirement.

FCC designation No.: TW3786

1.4 Applicable Standards

According to the specifications declared by the manufacturer, the EUT must comply with the requirements of the following standards:

- ♦ FCC Part 15 Subpart E
- ♦ FCC KDB 789033 D02 General UNII Test Procedures New Rules v02r01.
- ♦ FCC KDB 414788 D01 Radiated Test Site v01r01.
- ♦ ANSI C63.10-2013

Remark:

1. All the test items were validated and recorded in accordance with the standards without any modification during the testing.
2. The TAF code is not including all the FCC KDB listed without accreditation.



2 Test Configuration of Equipment Under Test

- a. The EUT has been associated with peripherals and configuration operated in a manner tended to maximize its emission characteristics in a typical application. Frequency range investigated: conduction emission (150 kHz to 30 MHz), radiation emission (9 kHz to the 10th harmonic of the highest fundamental frequency or to 40 GHz, whichever is lower). For radiated measurement, the measured emission level of the EUT was maximized by rotating the EUT on a turntable, adjusting the orientation of the EUT and EUT antenna in three orthogonal axis (X: flat, Y: portrait, Z: landscape), and adjusting the measurement antenna orientation, following C63.10 exploratory test procedures and only the worst case emissions were reported in this report.
- b. AC power line Conducted Emission was tested under maximum output power.

2.1 Carrier Frequency and Channel

Frequency Band	Channel	Freq. (MHz)	Channel	Freq. (MHz)
5725-5850 MHz Band 4 (U-NII-3)	149	5745	157	5785
	151*	5755	159*	5795
	153	5765	161	5805
	155#	5775	165	5825

Note:

- 1. The above Frequency and Channel with "*" are 802.11n HT40 and 802.11ac VHT40.
- 2. The above Frequency and Channel with "#" are 802.11ac VHT80.

2.2 Test Mode

The power for 802.11n mode is smaller than 802.11ac mode, so all other conducted and radiated test is covered by 802.11ac mode.

The final test modes include the worst data rates for each modulation shown in the table below.

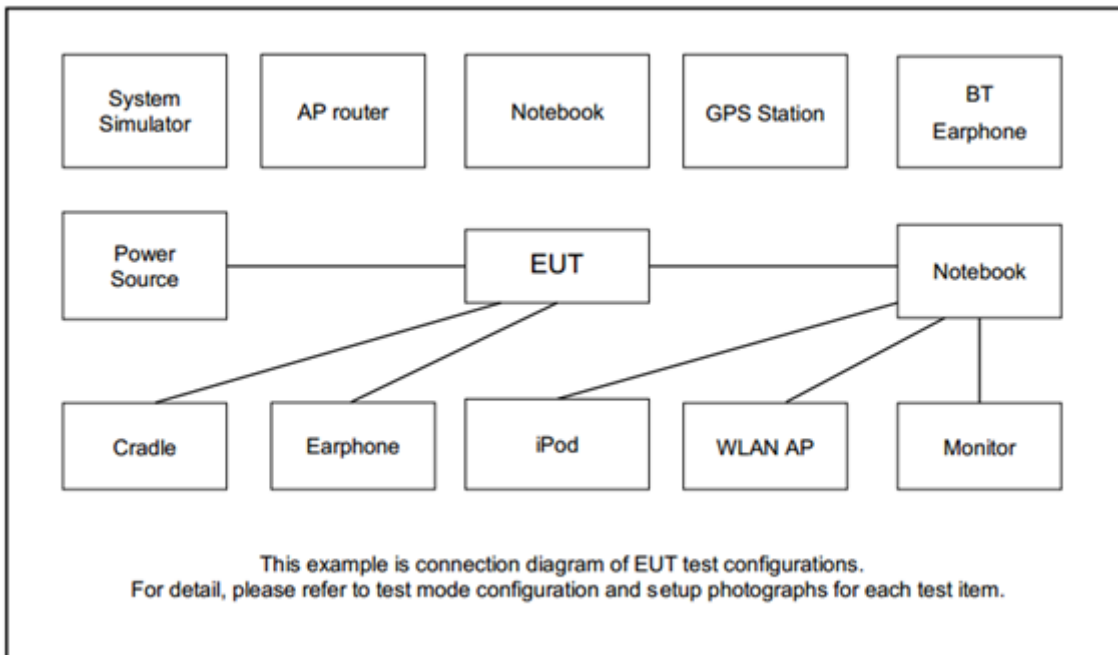
Modulation	Data Rate
802.11a	6 Mbps
802.11n HT20 (Covered by VHT20)	MCS0
802.11n HT40 (Covered by VHT40)	MCS0
802.11ac VHT20	MCS0
802.11ac VHT40	MCS0
802.11ac VHT80	MCS0

Test Cases	
AC Conducted Emission	Mode 1 : Bluetooth Link + WLAN (5GHz) Link + USB Cable (Charging from AC Adapter) + Battery for SKU4_4G+128G
Remark: For Radiated Test Cases, the tests were performed with SKU4_4G+128G.	

Ch. #		Band IV : 5725-5850 MHz			
		802.11a	802.11ac VHT20	802.11ac VHT40	802.11ac VHT80
L	Low	149	149	151	-
M	Middle	157	157	-	155
H	High	165	165	159	-

Remark: For radiation spurious emission, the modulation and the data rate picked for testing are determined by the Max. RF conducted power.

2.3 Connection Diagram of Test System





2.4 Support Unit used in test configuration and system

Item	Equipment	Brand Name	Model Name	FCC ID	Data Cable	Power Cord
1.	Bluetooth Earphone	Sony Ericsson	MW600	PY7DDA-2029	N/A	N/A
2.	WLAN AP	Netgear	RAXE500	PY320300508	N/A	Unshielded, 1.8 m
3.	Notebook	DELL	Latitude 3400	FCC DoC	N/A	AC I/P: Unshielded, 1.2 m DC O/P: Shielded, 1.8 m
4.	Earphone	MOTO	SJYN1181B	N/A	Unshielded, 1.2 m	N/A

2.5 EUT Operation Test Setup

The RF test items, make the EUT (SW: Acer_AV0U0_M10-21_RV00RB01_PAPAP_GEN1) get into the engineering modes to provide channel selection, power level, data rate and the application type and for continuous transmitting signals.

2.6 Measurement Results Explanation Example

For all conducted test items:

The offset level is set in the spectrum analyzer to compensate the RF cable loss and attenuator factor between EUT conducted output port and spectrum analyzer. With the offset compensation, the spectrum analyzer reading level is exactly the EUT RF output level.

Example :

The spectrum analyzer offset is derived from RF cable loss and attenuator factor.

Offset = RF cable loss + attenuator factor.

Following shows an offset computation example with cable loss 4.2 dB and 10 dB attenuator.

$$\begin{aligned} \text{Offset}(dB) &= \text{RF cable loss}(dB) + \text{attenuator factor}(dB). \\ &= 4.2 + 10 = 14.2 \text{ (dB)} \end{aligned}$$

3 Test Result

3.1 6dB and 26dB and 99% Occupied Bandwidth Measurement

3.1.1 Description of 6dB and 26dB and 99% Occupied Bandwidth

The minimum 6 dB bandwidth shall be at least 500 kHz.

26dB and 99% Occupied bandwidth are reporting only.

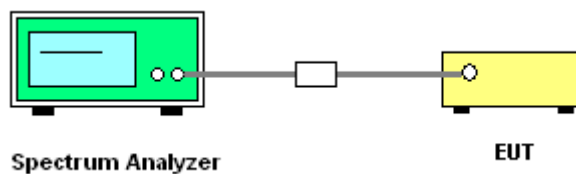
3.1.2 Measuring Instruments

Please refer to the measuring equipment list in this test report.

3.1.3 Test Procedures

1. The testing follows FCC KDB 789033 D02 General UNII Test Procedures New Rules v02r01. Section C) Emission bandwidth for the band 5.725-5.85 GHz
2. Set RBW = 100 kHz.
3. Set the VBW $\geq 3 \times$ RBW.
4. Detector = Peak.
5. Trace mode = max hold
6. Measure the maximum width of the emission that is 6 dB down from the peak of the emission.
7. Measure and record the results in the test report.

3.1.4 Test Setup



3.1.5 Test Result of 6dB and 26dB and 99% Occupied Bandwidth

Please refer to Appendix A.

3.2 Maximum Conducted Output Power Measurement

3.2.1 Limit of Maximum Conducted Output Power

For the band 5.725–5.85 GHz, the maximum conducted output power over the frequency band of operation shall not exceed 1 W.

If transmitting antennas of directional gain greater than 6 dBi are used, the peak output power shall be reduced by the amount in dB that the directional gain of the antenna exceeds 6 dBi.

3.2.2 Measuring Instruments

Please refer to the measuring equipment list in this test report.

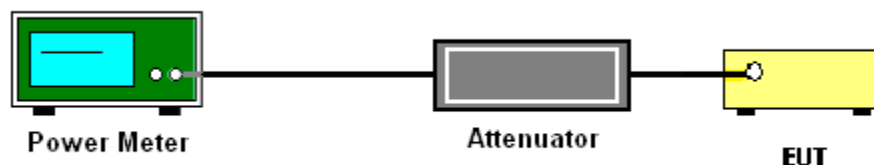
3.2.3 Test Procedures

The testing follows Method PM-G of FCC KDB 789033 D02 General UNII Test Procedures New Rules v02r01.

Method PM-G (Measurement using a gated RF average power meter):

1. Measurement is performed using a wideband RF power meter.
2. The EUT is configured to transmit at its maximum power control level.
3. Measure the average power of the transmitter.
4. Since the measurement is made only during the ON time of the transmitter, no duty cycle correction factor is required.

3.2.4 Test Setup



3.2.5 Test Result of Maximum Conducted Output Power

Please refer to Appendix A.



3.3 Power Spectral Density Measurement

3.3.1 Limit of Power Spectral Density

For the band 5.725–5.85 GHz, the maximum power spectral density shall not exceed 30 dBm in any 500-kHz band.

If transmitting antennas of directional gain greater than 6 dBi are used, the peak output power shall be reduced by the amount in dB that the directional gain of the antenna exceeds 6 dBi.

3.3.2 Measuring Instruments

Please refer to the measuring equipment list in this test report.

3.3.3 Test Procedures

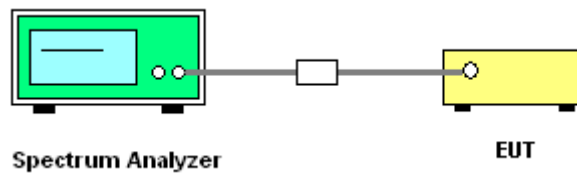
The testing follows FCC KDB 789033 D02 General UNII Test Procedures New Rules v02r01. Section F) Maximum power spectral density.

Method SA-2

(trace averaging across on and off times of the EUT transmissions, followed by duty cycle correction).

- Measure the duty cycle.
 - Set span to encompass the entire emission bandwidth (EBW) of the signal.
 - Set RBW = 300kHz.
 - Set VBW \geq 1 MHz.
 - Add $10 \log(500 \text{ kHz/RBW})$ to the measured result, whereas RBW (<500 kHz) is the reduced resolution bandwidth of the spectrum analyzer set during measurement
 - Number of points in sweep $\geq 2 \text{ Span} / \text{RBW}$.
 - Sweep time = auto.
 - Detector = RMS
 - Trace average at least 100 traces in power averaging mode.
 - Add $10 \log(1/x)$, where x is the duty cycle, to the measured power in order to compute the average power during the actual transmission times. For example, add $10 \log(1/0.25) = 6 \text{ dB}$ if the duty cycle is 25 percent.
1. The RF output of EUT is connected to the spectrum analyzer by a low loss cable.
 2. Each plot has already offset with cable loss, and attenuator loss. Measure the PPSD and record it.

3.3.4 Test Setup



3.3.5 Test Result of Power Spectral Density

Please refer to Appendix A.



3.4 Unwanted Emissions Measurement

3.4.1 Limit of Unwanted Emissions

(1) For transmitters operating in the 5.725-5.85 GHz band:

15.407(b)(4)(i) All emissions shall be limited to a level of -27 dBm/MHz at 75 MHz or more above or below the band edge increasing linearly to 10 dBm/MHz at 25 MHz above or below the band edge, and from 25 MHz above or below the band edge increasing linearly to a level of 15.6 dBm/MHz at 5 MHz above or below the band edge, and from 5 MHz above or below the band edge increasing linearly to a level of 27 dBm/MHz at the band edge.

(2) Unwanted spurious emissions falls in restricted bands shall comply with the general field strength limits as below table,

Frequency (MHz)	Field Strength (microvolts/meter)	Measurement Distance (meters)
0.009 – 0.490	2400/F(kHz)	300
0.490 – 1.705	24000/F(kHz)	30
1.705 – 30.0	30	30
30 – 88	100	3
88 – 216	150	3
216 - 960	200	3
Above 960	500	3

Note: The following formula is used to convert the EIRP to field strength.

$$E = \frac{1000000\sqrt{30P}}{3} \mu\text{V/m, where P is the eirp (Watts)}$$

EIRP (dBm)	Field Strength at 3m (dBμV/m)
- 27	68.3

(3) KDB789033 D02 v02r01 G)2)c)

(i) Sections 15.407(b)(1-3) specifies the unwanted emissions limit for the U-NII-1 and U-NII-2 bands. As specified, emissions above 1000 MHz that are outside of the restricted bands are subject to a peak emission limit of -27 dBm/MHz.

(ii) Section 15.407(b)(4) specifies the unwanted emissions limit for the U-NII-3 band. A band emissions mask is specified in Section 15.407(b)(4)(i). The emission limits are based on the use of a peak detector.



3.4.2 Measuring Instruments

Please refer to the measuring equipment list in this test report.

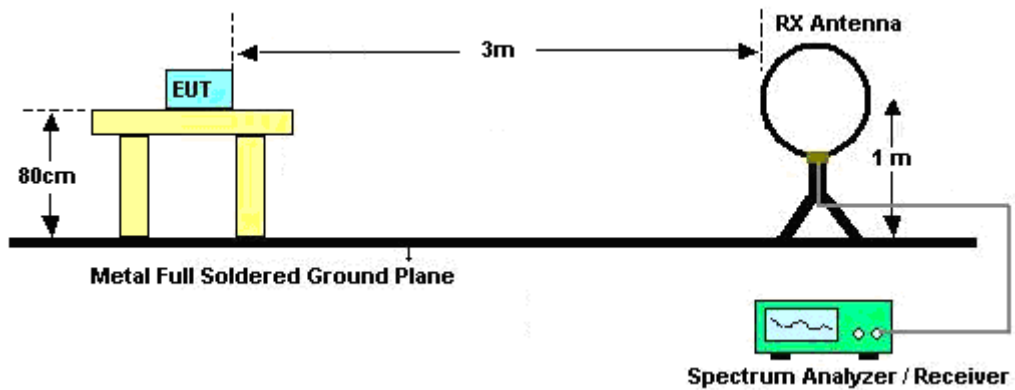
3.4.3 Test Procedures

1. The testing follows FCC KDB 789033 D02 General UNII Test Procedures New Rules v02r01. Section G) Unwanted emissions measurement.
 - (1) Procedure for Unwanted Emissions Measurements Below 1000 MHz
 - RBW = 120 kHz
 - VBW = 300 kHz
 - Detector = Peak
 - Trace mode = max hold
 - (2) Procedure for Peak Unwanted Emissions Measurements Above 1000 MHz
 - RBW = 1 MHz
 - VBW \geq 3 MHz
 - Detector = Peak
 - Sweep time = auto
 - Trace mode = max hold
 - (3) Procedures for Average Unwanted Emissions Measurements Above 1000 MHz
 - RBW = 1 MHz
 - VBW = 10 Hz, when duty cycle is no less than 98 percent.
 - VBW \geq 1/T, when duty cycle is less than 98 percent where T is the minimum transmission duration over which the transmitter is on and is transmitting at its maximum power control level for the tested mode of operation.
2. The EUT is placed on a turntable with 0.8 meter for frequency below 1 GHz and 1.5 meter for frequency above 1 GHz respectively above ground.
3. The EUT is set 3 meters away from the receiving antenna which is mounted on the top of a variable height antenna tower.
4. The antenna is a broadband antenna and its height is adjusted between one meter and four meters above ground to find the maximum value of the field strength for both horizontal polarization and vertical polarization of the antenna.
5. For each suspected emission, the EUT is arranged to its worst case and then adjust the antenna tower (from 1 m to 4 m) and turntable (from 0 degree to 360 degrees) to find the maximum reading.

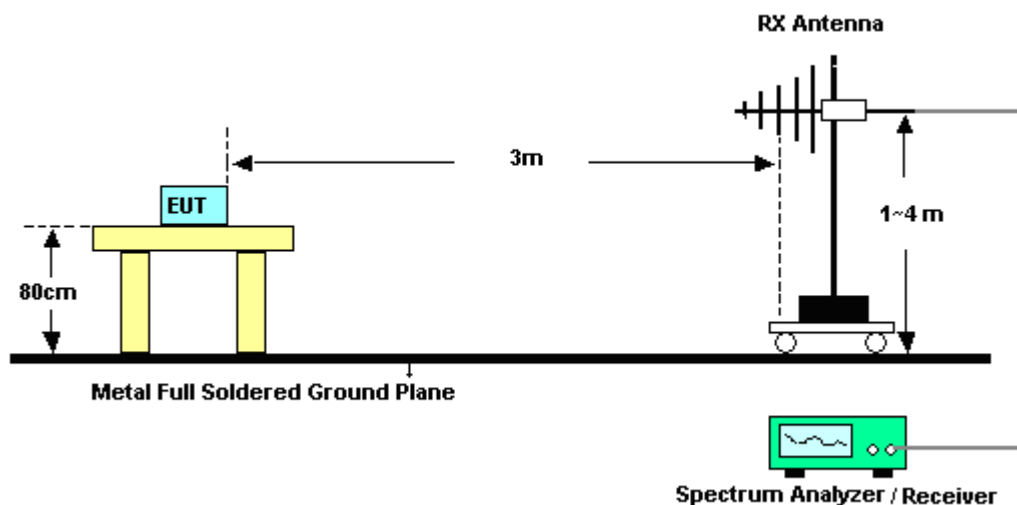
6. Radiated testing below 1 GHz is performed by adjusting the antenna tower from 1 m to 4 m and by rotating the turn table from 0 degree to 360 degrees to find the peak maximum hold reading. When there is no suspected emission found and the emission level is with at least 6 dB margin against QP limit line, the position is marked as “-”.
7. Radiated testing above 1 GHz is performed by adjusting the antenna tower from 1 m to 4 m and by rotating the turn table from 0 degree to 360 degrees to find the peak maximum hold reading for scanning all frequencies. When there is no suspected emission found and the harmonic emission level is with at least 6 dB margin against average limit line, the position is marked as “-”.

3.4.4 Test Setup

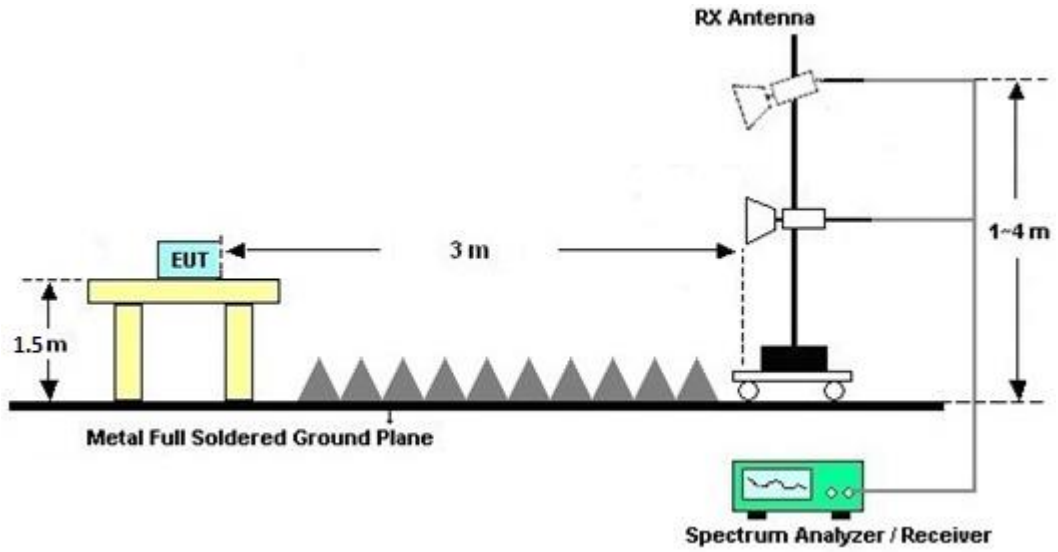
For radiated emissions below 30MHz



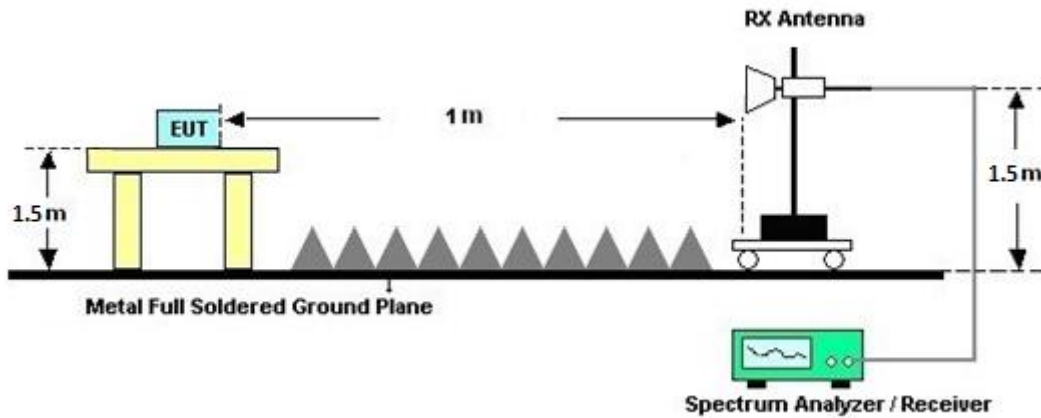
For radiated emissions from 30MHz to 1GHz



For radiated test from 1GHz to 18GHz



For radiated test above 18GHz





3.4.5 Test Results of Radiated Emissions (9 kHz ~ 30 MHz)

The low frequency, which starts from 9 kHz to 30 MHz, is pre-scanned and the result which is 20 dB lower than the limit line is not reported.

There is adequate comparison measurement of both open-field test site and alternative test site - semi-Anechoic chamber according to 414788 D01 Radiated Test Site v01r01, and the result came out very similar.

3.4.6 Test Result of Radiated Band Edges

Please refer to Appendix C.

3.4.7 Duty Cycle

Please refer to Appendix D.

3.4.8 Test Result of Unwanted Radiated Emission (30MHz ~ 10th Harmonic)

Please refer to Appendix C.



3.5 AC Conducted Emission Measurement

3.5.1 Limit of AC Conducted Emission

For equipment that is designed to be connected to the public utility (AC) power line, the radio frequency voltage that is conducted back onto the AC power line on any frequency or frequencies within the band 150 kHz to 30 MHz shall not exceed the limits in the following table.

Frequency of emission (MHz)	Conducted limit (dBµV)	
	Quasi-peak	Average
0.15-0.5	66 to 56*	56 to 46*
0.5-5	56	46
5-30	60	50

*Decreases with the logarithm of the frequency.

3.5.2 Measuring Instruments

Please refer to the measuring equipment list in this test report.

3.5.3 Test Procedures

1. The EUT is placed 0.4 meter away from the conducting wall of the shielding room, and is kept at least 80 centimeters from any other grounded conducting surface.
2. Connect EUT to the power mains through a line impedance stabilization network (LISN).
3. All the support units are connecting to the other LISN.
4. The LISN provides 50 ohm coupling impedance for the measuring instrument.
5. The FCC states that a 50 ohm, 50 microhenry LISN shall be used.
6. Both Line and Neutral shall be tested in order to find out the maximum conducted emission.
7. The frequency range from 150 kHz to 30 MHz is scanned.
8. Set the test-receiver system to Peak Detect Function and specified bandwidth with Maximum Hold Mode.

3.5.4 Test Setup



3.5.5 Test Result of AC Conducted Emission

Please refer to Appendix B.



3.6 Antenna Requirements

3.6.1 Standard Applicable

An intentional radiator shall be designed to ensure that no antenna other than that furnished by the responsible party shall be used with the device. The use of a permanently attached antenna or of an antenna that uses a unique coupling to the intentional radiator shall be considered sufficient to comply with the provisions of this section. The manufacturer may design the unit so that a broken antenna can be replaced by the user, but the use of a standard antenna jack or electrical connector is prohibited. This requirement does not apply to carrier current devices or to devices operated under the provisions of § 15.211, 15.213, 15.217, 15.219, 15.221, or § 15.236. Further, this requirement does not apply to intentional radiators that must be professionally installed, such as perimeter protection systems and some field disturbance sensors, or to other intentional radiators which, in accordance with § 15.31(d), must be measured at the installation site. However, the installer shall be responsible for ensuring that the proper antenna is employed so that the limits in this part are not exceeded.

3.6.2 Antenna Anti-Replacement Construction

Antenna permanently attached.



4 List of Measuring Equipment

Instrument	Brand Name	Model No.	Serial No.	Characteristics	Calibration Date	Test Date	Due Date	Remark
EMI Test Receiver	Keysight	N9038A(MXE)	MY54130085	N/A	Oct. 06, 2023	Sep. 14, 2024~ Sep. 20, 2024	Oct. 05, 2024	Radiation (03CH20-HY)
Loop Antenna	Rohde & Schwarz	HFH2-Z2	100488	9 kHz~30 MHz	Aug. 29, 2024	Sep. 14, 2024~ Sep. 20, 2024	Aug. 28, 2025	Radiation (03CH20-HY)
Preamplifier	EMEC	EM18G40G	060801	18GHz~40GHz	May 27, 2024	Sep. 14, 2024~ Sep. 20, 2024	May 26, 2025	Radiation (03CH20-HY)
Controller	ChainTek	3000-1	N/A	Control Turn table & Ant Mast	N/A	Sep. 14, 2024~ Sep. 20, 2024	N/A	Radiation (03CH20-HY)
Antenna Mast	ChainTek	MBS-520-1	N/A	1m~4m	N/A	Sep. 14, 2024~ Sep. 20, 2024	N/A	Radiation (03CH20-HY)
Turn Table	ChainTek	T-200-S-1	N/A	0~360 Degree	N/A	Sep. 14, 2024~ Sep. 20, 2024	N/A	Radiation (03CH20-HY)
Signal Analyzer	Keysight	N9010B	MY60240520	N/A	Dec. 12, 2023	Sep. 14, 2024~ Sep. 20, 2024	Dec. 11, 2024	Radiation (03CH20-HY)
Bilog Antenna	TESEQ	CBL 6111D&00802 N1D01N-06	55606 & 08	30MHz~1GHz	Oct. 20, 2023	Sep. 14, 2024~ Sep. 20, 2024	Oct. 19, 2024	Radiation (03CH20-HY)
Horn Antenna	SCHWARZBE CK	BBHA 9120 D	02360	1GHz-18GHz	Oct. 30, 2023	Sep. 14, 2024~ Sep. 20, 2024	Oct. 29, 2024	Radiation (03CH20-HY)
SHF-EHF Horn Antenna	SCHWARZBE CK	BBHA 9170	1224	18GHz-40GHz	Jun. 24, 2024	Sep. 14, 2024~ Sep. 20, 2024	Jun. 23, 2025	Radiation (03CH20-HY)
Preamplifier	COM-POWER	PAM-103	18020201	1MHz-1000MHz	Jan. 01, 2024	Sep. 14, 2024~ Sep. 20, 2024	Dec. 31, 2024	Radiation (03CH20-HY)
Amplifier	EMCI	EMC118A45S E	980792	N/A	Nov. 13, 2023	Sep. 14, 2024~ Sep. 20, 2024	Nov. 12, 2024	Radiation (03CH20-HY)
RF Cable	HUBER + SUHNER	SUCOFLEX 102	519229/2,804 015/2,804027 /2	N/A	Jan. 17, 2024	Sep. 14, 2024~ Sep. 20, 2024	Jan. 16, 2025	Radiation (03CH20-HY)
Hygrometer	TECEPEL	DTM-303A	TP211382	N/A	Mar. 27, 2024	Sep. 14, 2024~ Sep. 20, 2024	Mar. 26, 2025	Radiation (03CH20-HY)
Software	Audix	N/A	RK-002156	N/A	N/A	Sep. 14, 2024~ Sep. 20, 2024	N/A	Radiation (03CH20-HY)
Hygrometer	TECEPEL	DTM-303A	TP201996	N/A	Nov. 07, 2023	Aug. 31, 2024~ Sep. 04, 2024	Nov. 06, 2024	Conducted (TH05-HY)
Power Sensor	DARE	RPR3006W	15I00041SNO 10 (NO:248)	10MHz~6GHz	Jan. 10, 2024	Aug. 31, 2024~ Sep. 04, 2024	Jan. 09, 2025	Conducted (TH05-HY)
Signal Analyzer	Rohde & Schwarz	FSV40	101566	10Hz~40GHz	Aug. 23, 2024	Aug. 31, 2024~ Sep. 04, 2024	Aug. 22, 2025	Conducted (TH05-HY)
Switch Control Mainframe	Burgeon	ETF-058	EC1300484 (BOX3)	N/A	May 20, 2024	Aug. 31, 2024~ Sep. 04, 2024	May 19, 2025	Conducted (TH05-HY)
Software	Sporton	BTWIFI_Final_ version_24051 3	N/A	Conducted Other Test Item	N/A	Aug. 31, 2024~ Sep. 04, 2024	N/A	Conducted (TH05-HY)
AC Power Source	ACPOWER	AFC-11003G	F317040033	N/A	N/A	Sep. 06, 2024	N/A	Conduction (CO07-HY)
Software	Rohde & Schwarz	EMC32 V10.30	N/A	N/A	N/A	Sep. 06, 2024	N/A	Conduction (CO07-HY)
Pulse Limiter	SCHWARZBE CK	VTSD 9561-F N	9561-F N00373	9kHz-200MHz	Oct. 20, 2023	Sep. 06, 2024	Oct. 19, 2024	Conduction (CO07-HY)
RF Cable	HUBER + SUHNER	RG 214/U	1358175	9kHz~30MHz	Mar. 14, 2024	Sep. 06, 2024	Mar. 13, 2025	Conduction (CO07-HY)
Two-Line V-Network	TESEQ	NNB 51	45051	N/A	Mar. 10, 2024	Sep. 06, 2024	Mar. 09, 2025	Conduction (CO07-HY)
Four-Line V-Network	TESEQ	NNB 52	36122	N/A	Mar. 07, 2024	Sep. 06, 2024	Mar. 06, 2025	Conduction (CO07-HY)
EMI Test Receiver	Rohde & Schwarz	ESR3	102317	9kHz~3.6GHz	Sep. 20, 2023	Sep. 06, 2024	Sep. 19, 2024	Conduction (CO07-HY)



5 Measurement Uncertainty

Uncertainty of Conducted Emission Measurement (150kHz ~ 30MHz)

Measuring Uncertainty for a Level of Confidence of 95% ($U = 2Uc(y)$)	3.44 dB
---	---------

Uncertainty of Radiated Emission Measurement (30 MHz ~ 1000 MHz)

Measuring Uncertainty for a Level of Confidence of 95% ($U = 2Uc(y)$)	6.40 dB
---	---------

Uncertainty of Radiated Emission Measurement (1000 MHz ~ 6000 MHz)

Measuring Uncertainty for a Level of Confidence of 95% ($U = 2Uc(y)$)	4.50 dB
---	---------

Uncertainty of Radiated Emission Measurement (6000 MHz ~ 18000 MHz)

Measuring Uncertainty for a Level of Confidence of 95% ($U = 2Uc(y)$)	4.60 dB
---	---------

Uncertainty of Radiated Emission Measurement (18000 MHz ~ 40000 MHz)

Measuring Uncertainty for a Level of Confidence of 95% ($U = 2Uc(y)$)	5.40 dB
---	---------

Appendix A. Test Result of Conducted Test Items

Test Engineer:	Willy Chang	Temperature:	21~25	°C
Test Date:	2024/8/31~2024/9/4	Relative Humidity:	51~54	%

TEST RESULTS DATA
6dB and 26dB EBW and 99% OBW

U-NII-3 single antenna												
Mod.	Data Rate	NTX	CH.	Freq. (MHz)	99% Bandwidth (MHz)		26dB Bandwidth (MHz)		6 dB Bandwidth (MHz)		6 dB Bandwidth Min. Limit (MHz)	Pass/Fail
					Ant 1	Ant 2	Ant 1	Ant 2	Ant 1	Ant 2		
11a	6Mbps	1	149	5745	16.73	-	20.17	-	15.07	-	0.5	Pass
11a	6Mbps	1	157	5785	16.78	-	20.26	-	15.06	-	0.5	Pass
11a	6Mbps	1	165	5825	16.73	-	20.12	-	15.09	-	0.5	Pass
VHT20	MCS0	1	149	5745	17.78	-	20.49	-	15.02	-	0.5	Pass
VHT20	MCS0	1	157	5785	17.73	-	20.66	-	15.12	-	0.5	Pass
VHT20	MCS0	1	165	5825	17.73	-	20.65	-	15.10	-	0.5	Pass
VHT40	MCS0	1	151	5755	36.56	-	41.89	-	35.05	-	0.5	Pass
VHT40	MCS0	1	159	5795	36.56	-	41.58	-	35.12	-	0.5	Pass
VHT80	MCS0	1	155	5775	75.28	-	81.98	-	75.14	-	0.5	Pass

TEST RESULTS DATA
Average Power Table

U-NII-3 single antenna												
Mod.	Data Rate	NTX	CH.	Freq. (MHz)	Average Conducted Power (dBm)			FCC Conducted Power Limit (dBm)		DG (dBi)		Pass/Fail
					Ant 1	Ant 2	SUM	Ant 1	Ant 2	Ant 1	Ant 2	
11a	6Mbps	1	149	5745	9.10	-		30.00	-	0.68	-	Pass
11a	6Mbps	1	157	5785	9.10	-		30.00	-	0.68	-	Pass
11a	6Mbps	1	165	5825	9.30	-		30.00	-	0.68	-	Pass
HT20	MCS0	1	149	5745	9.00	-		30.00	-	0.68	-	Pass
HT20	MCS0	1	157	5785	9.00	-		30.00	-	0.68	-	Pass
HT20	MCS0	1	165	5825	9.30	-		30.00	-	0.68	-	Pass
HT40	MCS0	1	151	5755	9.20	-		30.00	-	0.68	-	Pass
HT40	MCS0	1	159	5795	9.30	-		30.00	-	0.68	-	Pass
VHT20	MCS0	1	149	5745	9.10	-		30.00	-	0.68	-	Pass
VHT20	MCS0	1	157	5785	9.10	-		30.00	-	0.68	-	Pass
VHT20	MCS0	1	165	5825	9.40	-		30.00	-	0.68	-	Pass
VHT40	MCS0	1	151	5755	9.30	-		30.00	-	0.68	-	Pass
VHT40	MCS0	1	159	5795	9.40	-		30.00	-	0.68	-	Pass
VHT80	MCS0	1	155	5775	9.10	-		30.00	-	0.68	-	Pass

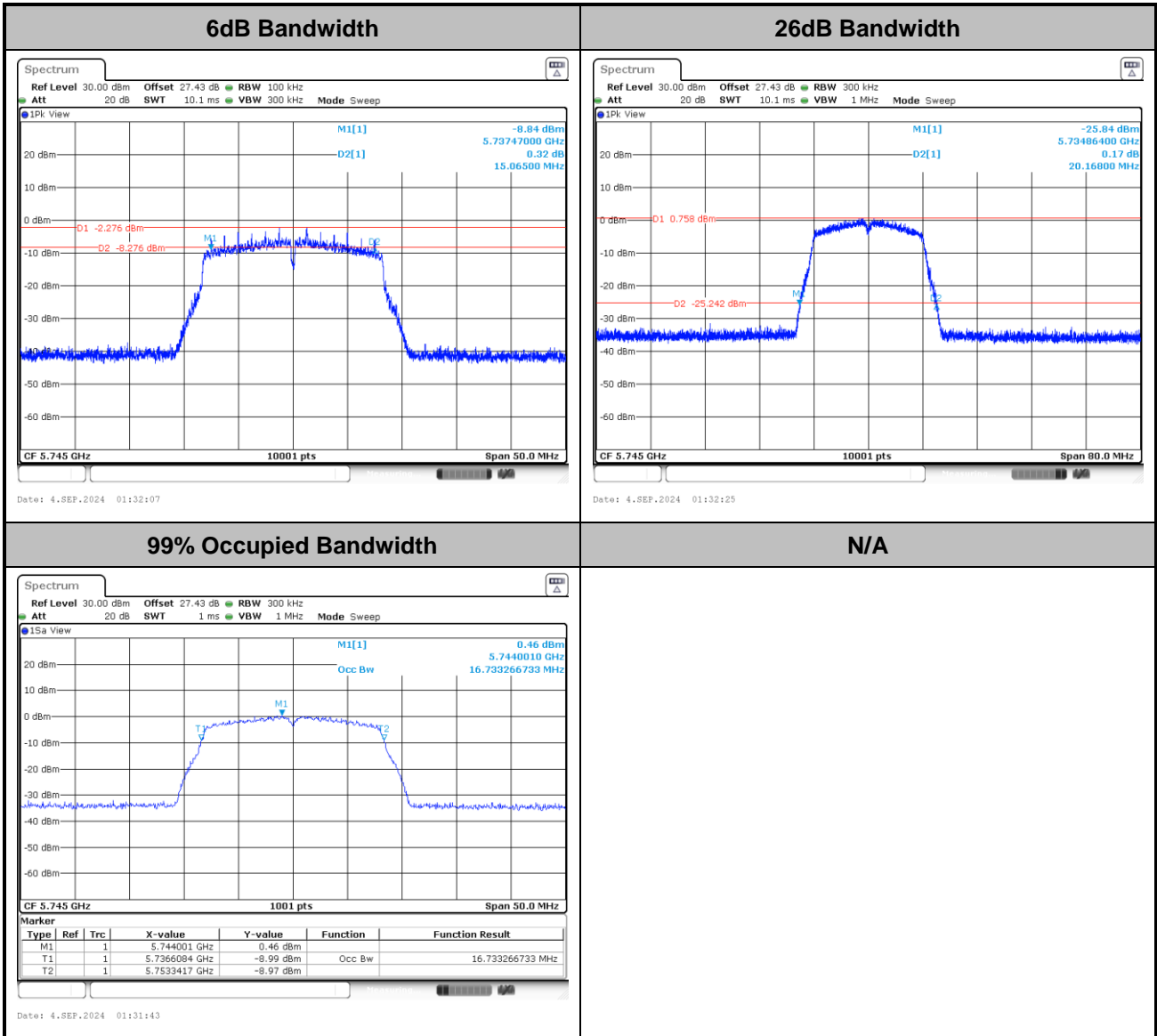
TEST RESULTS DATA
Power Spectral Density

U-NII-3 single antenna																
Mod.	Data Rate	NTX	CH.	Freq. (MHz)	Duty Factor (dB)		10log (500kHz /RBW) Factor (dB)		Average Power Density with Duty Factor (dBm/500kHz)			Average PSD Limit (dBm/500kHz)		DG (dBi)		Pass /Fail
					Ant 1	Ant 2	Ant 1	Ant 2	Ant 1	Ant 2	SUM	Ant 1	Ant 2	Ant 1	Ant 2	
11a	6Mbps	1	149	5745	0.15	-	2.22	-	-4.14	-		30.00	-	0.68	-	Pass
11a	6Mbps	1	157	5785	0.15	-	2.22	-	-4.66	-		30.00	-	0.68	-	Pass
11a	6Mbps	1	165	5825	0.15	-	2.22	-	-3.82	-		30.00	-	0.68	-	Pass
VHT20	MCS0	1	149	5745	0.13	-	2.22	-	-4.37	-		30.00	-	0.68	-	Pass
VHT20	MCS0	1	157	5785	0.13	-	2.22	-	-4.97	-		30.00	-	0.68	-	Pass
VHT20	MCS0	1	165	5825	0.13	-	2.22	-	-4.46	-		30.00	-	0.68	-	Pass
VHT40	MCS0	1	151	5755	0.29	-	2.22	-	-7.11	-		30.00	-	0.68	-	Pass
VHT40	MCS0	1	159	5795	0.29	-	2.22	-	-7.48	-		30.00	-	0.68	-	Pass
VHT80	MCS0	1	155	5775	0.55	-	2.22	-	-10.38	-		30.00	-	0.68	-	Pass



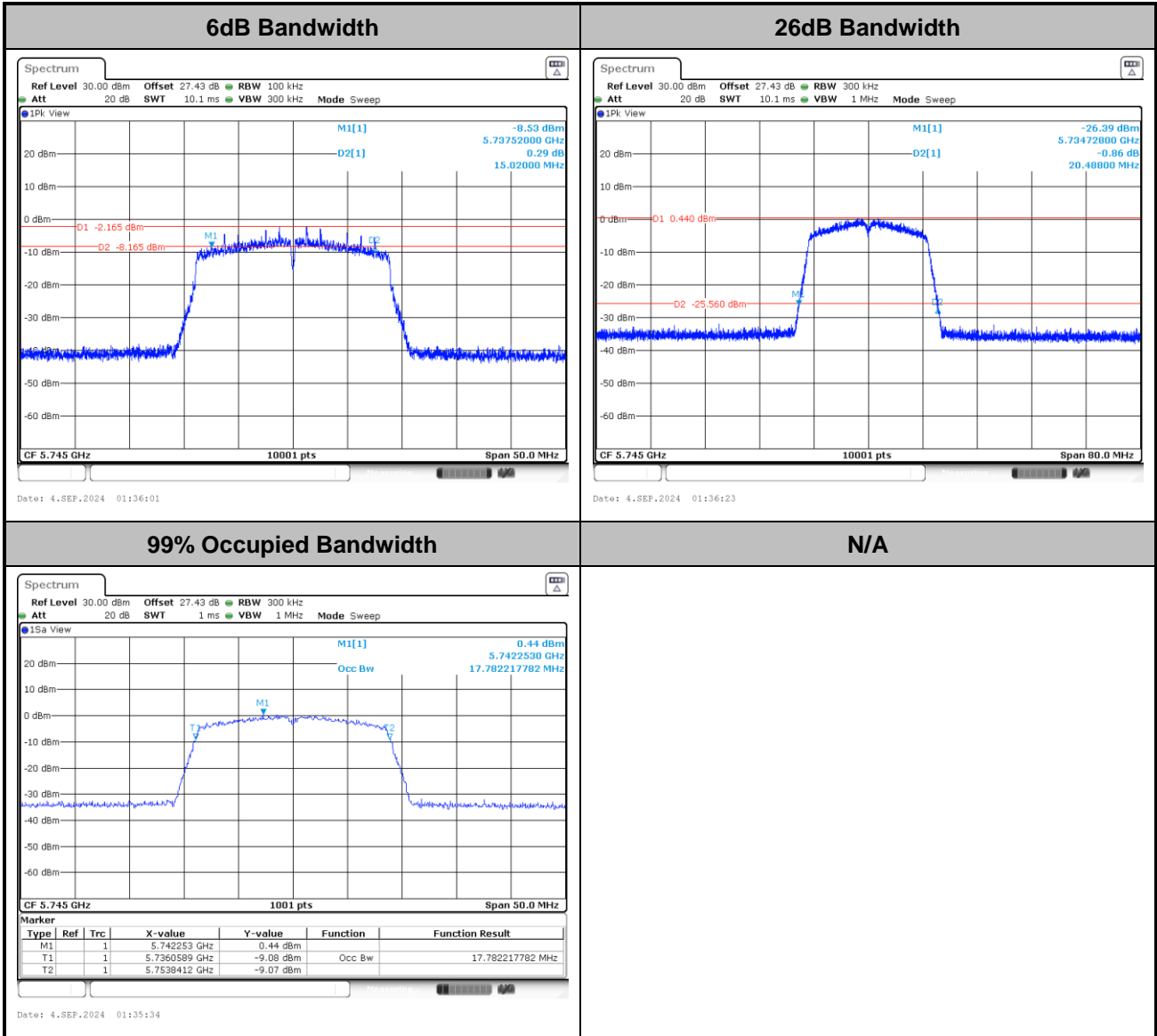
Test Result of 6dB and 26dB and 99% Occupied Bandwidth

<802.11a>



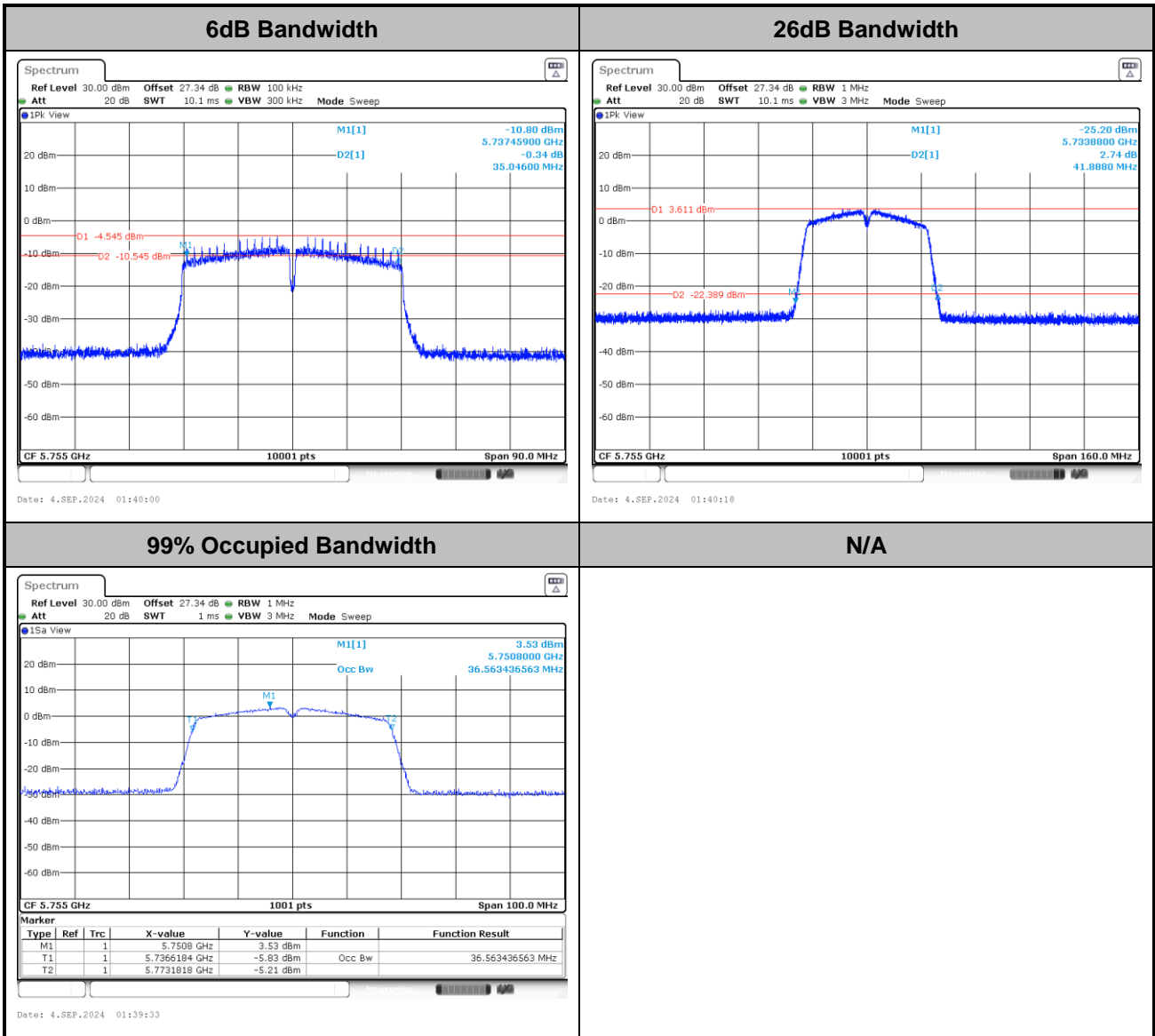


<802.11ac VHT20>



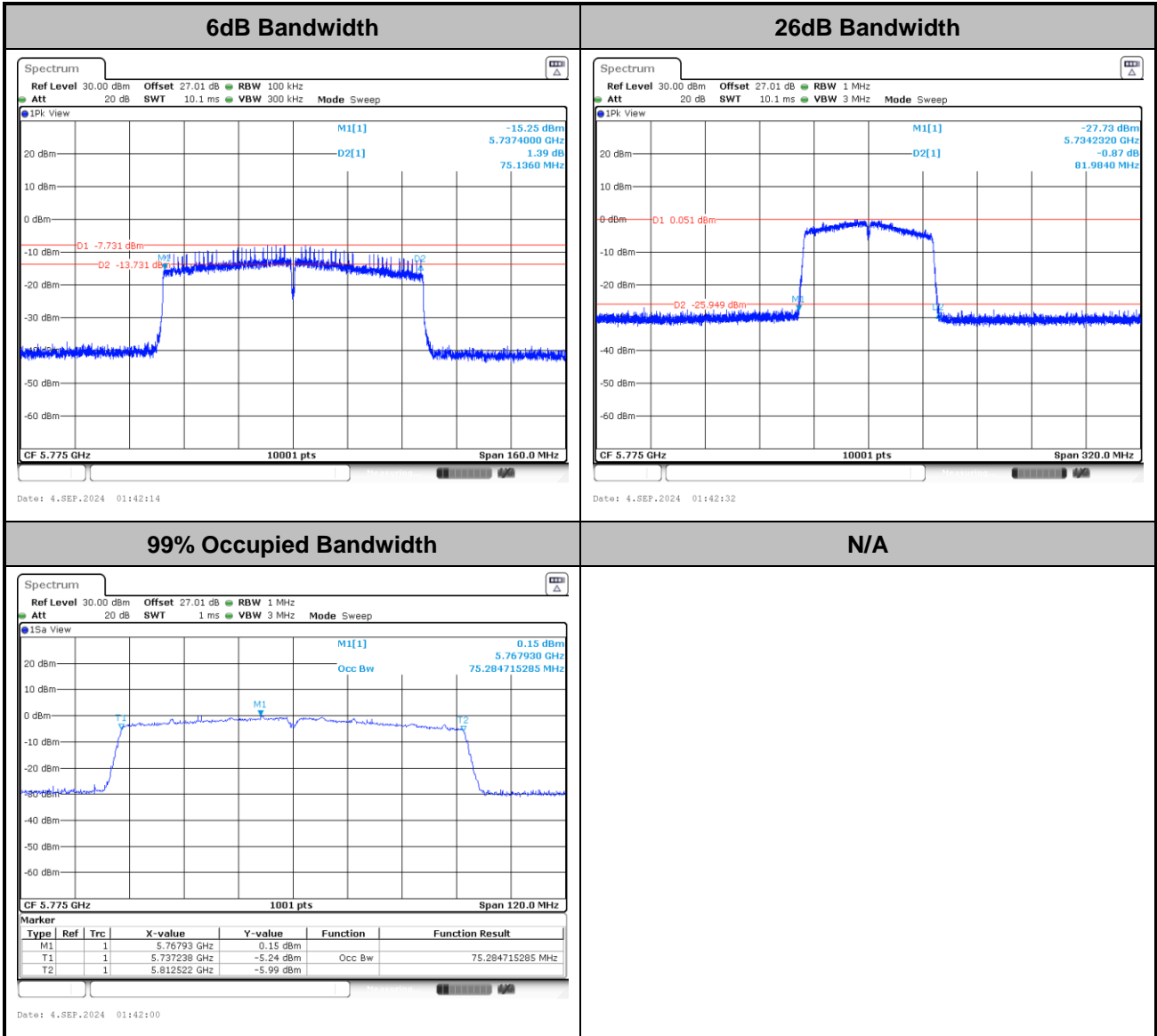


<802.11ac VHT40>





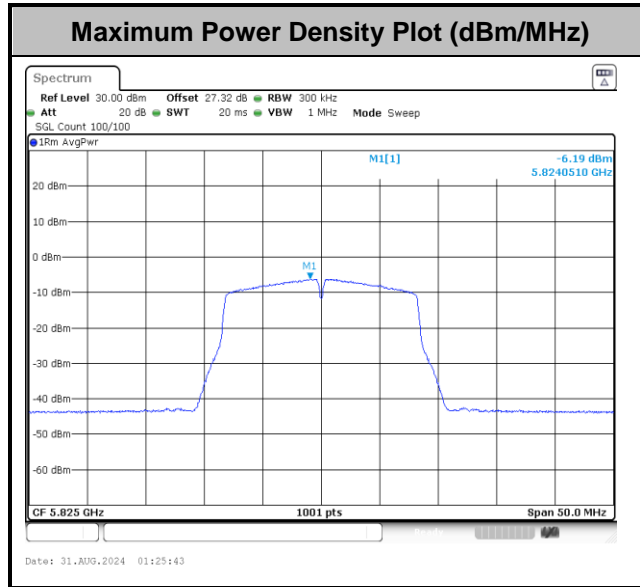
<802.11ac VHT80>



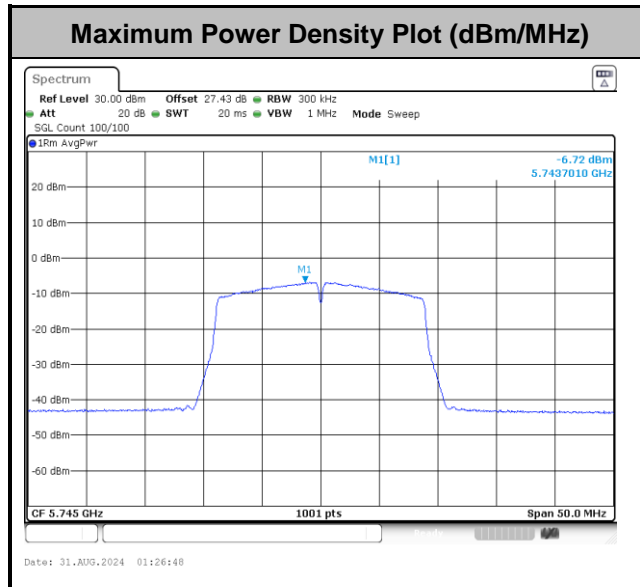


Test Result of Power Spectral Density

<802.11a>

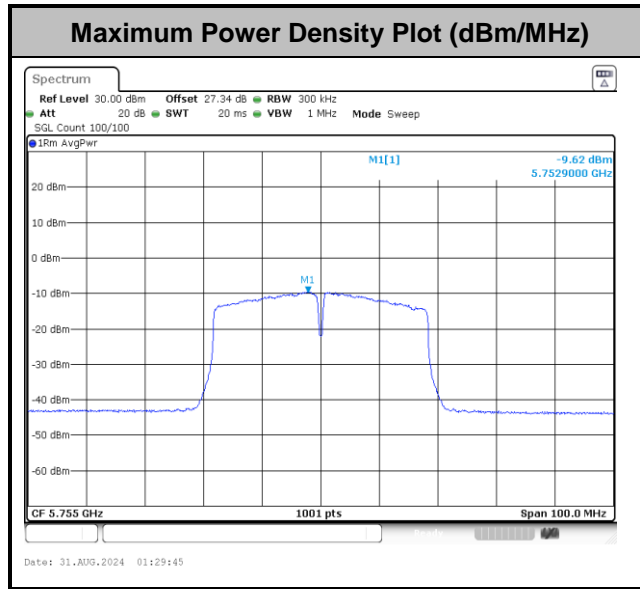


<802.11ac VHT20>

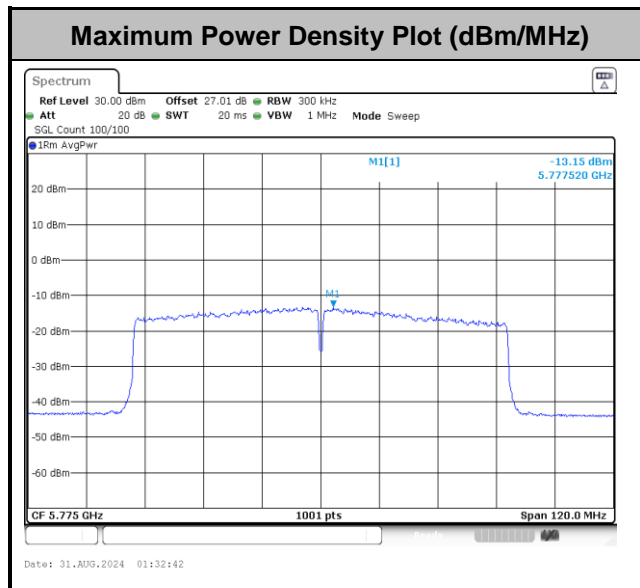




<802.11ac VHT40>



<802.11ac VHT80>





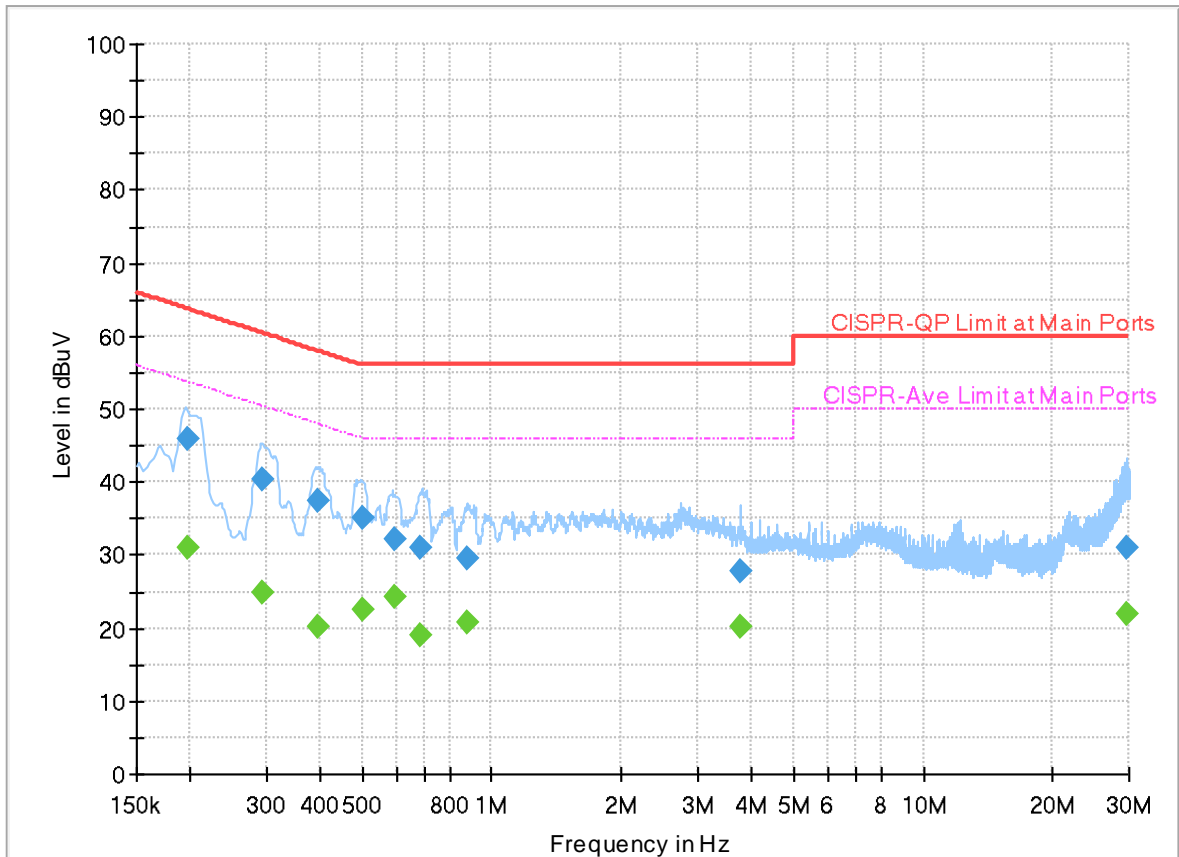
Appendix B. AC Conducted Emission Test Results

Test Engineer :	Louis Chung	Temperature :	23.5~25.5°C
		Relative Humidity :	58.3~58.9%

EUT Information

Report NO : 482028
 Test Mode : Mode 1
 Test Voltage : 120Vac/60Hz
 Phase : Line

Full Spectrum



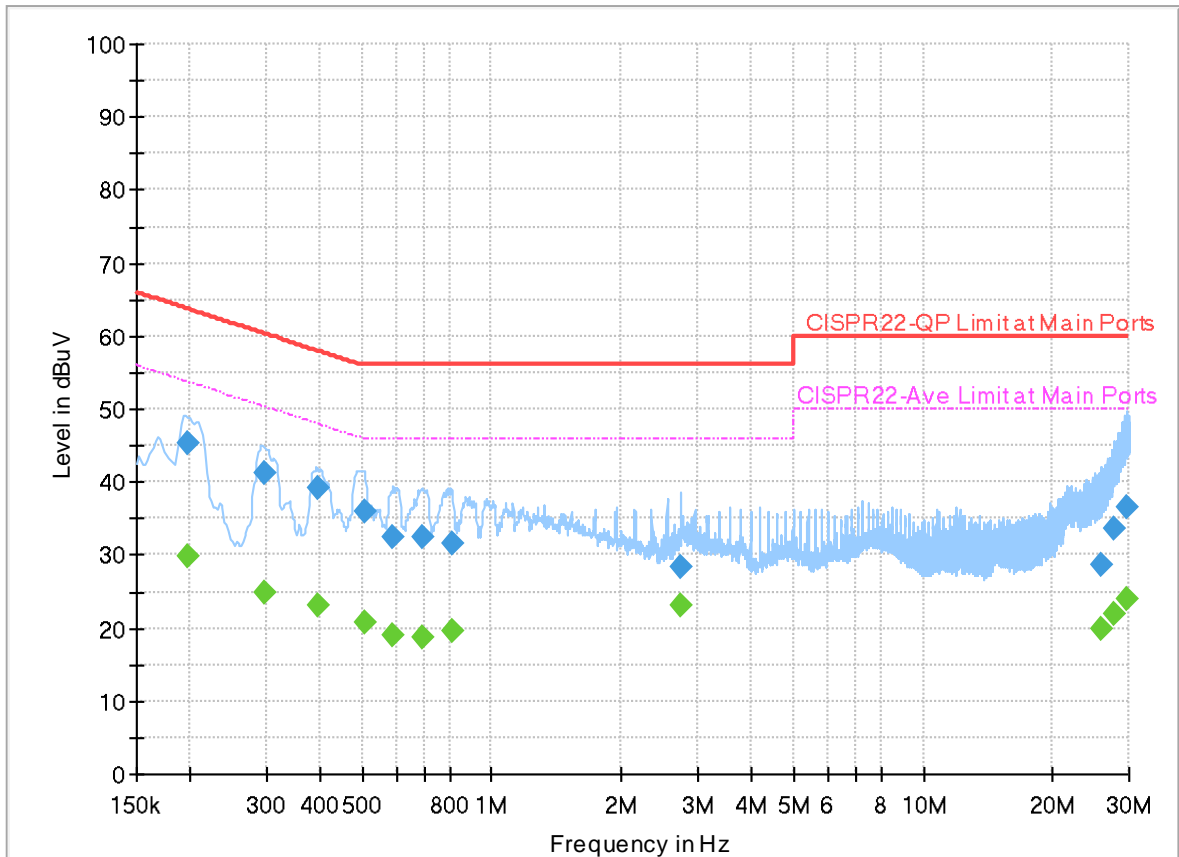
Final_Result

Frequency (MHz)	QuasiPeak (dBuV)	CAverage (dBuV)	Limit (dBuV)	Margin (dB)	Line	PE	Corr. (dB)
0.196170	---	31.05	53.77	22.72	L1	FLO	19.9
0.196170	45.91	---	63.77	17.86	L1	FLO	19.9
0.292650	---	24.99	50.45	25.46	L1	FLO	19.9
0.292650	40.31	---	60.45	20.14	L1	FLO	19.9
0.396870	---	20.29	47.92	27.63	L1	FLO	19.9
0.396870	37.44	---	57.92	20.48	L1	FLO	19.9
0.502800	---	22.37	46.00	23.63	L1	FLO	19.9
0.502800	35.18	---	56.00	20.82	L1	FLO	19.9
0.593970	---	24.34	46.00	21.66	L1	FLO	19.9
0.593970	32.11	---	56.00	23.89	L1	FLO	19.9
0.683250	---	18.92	46.00	27.08	L1	FLO	19.9
0.683250	30.99	---	56.00	25.01	L1	FLO	19.9
0.874500	---	20.62	46.00	25.38	L1	FLO	19.9
0.874500	29.58	---	56.00	26.42	L1	FLO	19.9
3.772500	---	20.09	46.00	25.91	L1	FLO	20.0
3.772500	27.76	---	56.00	28.24	L1	FLO	20.0
29.799330	---	21.96	50.00	28.04	L1	FLO	20.2
29.799330	30.97	---	60.00	29.03	L1	FLO	20.2

EUT Information

Report NO : 482028
 Test Mode : Mode 1
 Test Voltage : 120Vac/60Hz
 Phase : Neutral

Full Spectrum



Final_Result

Frequency (MHz)	QuasiPeak (dBuV)	CAverage (dBuV)	Limit (dBuV)	Margin (dB)	Line	PE	Corr. (dB)
0.197250	---	29.93	53.73	23.80	N	FLO	19.9
0.197250	45.38	---	63.73	18.35	N	FLO	19.9
0.298500	---	24.88	50.28	25.40	N	FLO	19.9
0.298500	41.19	---	60.28	19.09	N	FLO	19.9
0.393900	---	23.19	47.98	24.79	N	FLO	19.9
0.393900	39.20	---	57.98	18.78	N	FLO	19.9
0.506490	---	20.89	46.00	25.11	N	FLO	19.9
0.506490	36.05	---	56.00	19.95	N	FLO	19.9
0.588030	---	19.12	46.00	26.88	N	FLO	19.9
0.588030	32.42	---	56.00	23.58	N	FLO	19.9
0.691530	---	18.59	46.00	27.41	N	FLO	19.9
0.691530	32.59	---	56.00	23.41	N	FLO	19.9
0.808890	---	19.50	46.00	26.50	N	FLO	19.9
0.808890	31.49	---	56.00	24.51	N	FLO	19.9
2.748660	---	23.19	46.00	22.81	N	FLO	20.0
2.748660	28.47	---	56.00	27.53	N	FLO	20.0
25.888560	---	19.90	50.00	30.10	N	FLO	20.2
25.888560	28.59	---	60.00	31.41	N	FLO	20.2
27.733650	---	21.79	50.00	28.21	N	FLO	20.2

27.733650	33.49	---	60.00	26.51	N	FLO	20.2
29.677830	---	23.97	50.00	26.03	N	FLO	20.2
29.677830	36.54	---	60.00	23.46	N	FLO	20.2



Appendix C. Radiated Spurious Emission Test Data

Test Engineer :	John Chuang, David Dai, and Sam Chou	Temperature :	19.6~23.4°C
		Relative Humidity :	65.0~70.3%

Note symbol

-L	Low channel location
-R	High channel location

C1. Radiated Spurious Emission Test Modes

Mode	Band	Band (GHz)	Antenna	Modulation	Channel	Frequency	Data Rate	RU	Remark
Mode 30	U-NII-3	5.725-5.85	1	802.11a	149	5745	6Mbps	-	-
Mode 31	U-NII-3	5.725-5.85	1	802.11a	157	5785	6Mbps	-	-
Mode 32	U-NII-3	5.725-5.85	1	802.11a	165	5825	6Mbps	-	-
Mode 33	U-NII-3	5.725-5.85	1	802.11ac VHT20	149	5745	MCS0	-	-
Mode 34	U-NII-3	5.725-5.85	1	802.11ac VHT20	157	5785	MCS0	-	-
Mode 35	U-NII-3	5.725-5.85	1	802.11ac VHT20	165	5825	MCS0	-	-
Mode 36	U-NII-3	5.725-5.85	1	802.11ac VHT40	151	5755	MCS0	-	-
Mode 37	U-NII-3	5.725-5.85	1	802.11ac VHT40	159	5795	MCS0	-	-
Mode 38	U-NII-3	5.725-5.85	1	802.11ac VHT80	155	5775	MCS0	-	-
Mode 39	U-NII-3	5.725-5.85	1	802.11ac VHT80	155	5775	MCS0	-	LF
Mode 42	U-NII-3	5.725-5.85	1	802.11ac VHT80	155	5775	MCS0	-	SHF



C2. Summary of each worse mode

Mode	Modulation	Ch.	Freq. (MHz)	Level (dBuV/m)	Limit (dBuV/m)	Margin (dB)	Pol.	Peak Avg.	Result	RU	Remark
30	802.11a	149	5634.08	50.18	68.20	-18.02	H	Peak	Pass	-	Band Edge
	802.11a	149	11490.00	42.20	54.00	-11.80	H	Avg.	Pass	-	Harmonic
31	802.11a	157	5626.27	49.87	68.20	-18.33	H	Peak	Pass	-	Band Edge
	802.11a	157	11570.00	41.92	54.00	-12.08	H	Avg.	Pass	-	Harmonic
32	802.11a	165	5928.13	50.76	68.20	-17.44	V	Peak	Pass	-	Band Edge
	802.11a	165	11650.00	41.69	54.00	-12.31	V	Avg.	Pass	-	Harmonic
33	802.11ac VHT20	149	5645.53	50.60	68.20	-17.60	H	Peak	Pass	-	Band Edge
	802.11ac VHT20	149	11490.00	42.20	54.00	-11.80	V	Avg.	Pass	-	Harmonic
34	802.11ac VHT20	157	5635.15	50.71	68.20	-17.49	V	Peak	Pass	-	Band Edge
	802.11ac VHT20	157	11570.00	41.54	54.00	-12.46	H	Avg.	Pass	-	Harmonic
35	802.11ac VHT20	165	5939.63	50.49	68.20	-17.71	H	Peak	Pass	-	Band Edge
	802.11ac VHT20	165	11650.00	41.38	54.00	-12.62	H	Avg.	Pass	-	Harmonic
36	802.11ac VHT40	151	5648.05	50.30	68.20	-17.90	V	Peak	Pass	-	Band Edge
	802.11ac VHT40	151	11510.00	42.40	54.00	-11.60	V	Avg.	Pass	-	Harmonic
37	802.11ac VHT40	159	5938.53	50.44	68.20	-17.76	H	Peak	Pass	-	Band Edge
	802.11ac VHT40	159	11590.00	41.78	54.00	-12.22	V	Avg.	Pass	-	Harmonic
38	802.11ac VHT80	155	5923.75	51.32	69.12	-17.80	H	Peak	Pass	-	Band Edge
	802.11ac VHT80	155	11550.00	42.65	54.00	-11.35	V	Avg.	Pass	-	Harmonic
39	LF	155	898.15	37.09	46.00	-8.91	V	Peak	Pass	-	LF
42	SHF	155	39648.00	45.72	54.00	-8.28	H	Avg.	Pass	-	SHF



Mode	30																																																																																																																														
	Band Edge																																																																																																																														
	U-NII-3_5.725-5.85_802.11a_CH149_5745MHz																																																																																																																														
ANT	1																																																																																																																														
Pol.	Horizontal	Fundamental																																																																																																																													
Peak	<p>Level (dBuV/m) vs Frequency (MHz) plot. The y-axis ranges from 0 to 140 dBuV/m, and the x-axis ranges from 5600 to 5745 MHz. A red line shows the limit, and a blue line shows the measured signal. A peak is labeled 'PEAK_BE(B4)_16-24' at approximately 5745 MHz.</p> <p>Site : 03CH20-HY Condition: PEAK_BE(B4)_16-24 3m HF_91200_02360_231030 HORIZONTAL : RBW:1000.000kHz VBW:3000.000kHz SWT:Auto</p> <table border="1"> <thead> <tr> <th></th> <th>Limit</th> <th>Read</th> <th>Ant</th> <th>Cable</th> <th>Preamp</th> <th>Aux</th> <th>APos</th> <th>TPos</th> <th>Remark</th> </tr> <tr> <th>1</th> <th>Freq</th> <th>Level</th> <th>Line Margin</th> <th>Level</th> <th>Factor</th> <th>Loss Factor</th> <th>Factor</th> <th>Factor</th> <th></th> </tr> <tr> <th></th> <th>MHz</th> <th>dBuV/m</th> <th>dBuV/m</th> <th>dB</th> <th>dBuV</th> <th>dB/m</th> <th>dB</th> <th>dB</th> <th>cm</th> </tr> </thead> <tbody> <tr> <td>1</td> <td>5634.00</td> <td>50.18</td> <td>68.20</td> <td>-18.02</td> <td>41.60</td> <td>33.04</td> <td>13.54</td> <td>38.00</td> <td>0.00</td> <td>200</td> <td>12</td> <td>PEAK</td> </tr> <tr> <td>2</td> <td>5650.03</td> <td>48.40</td> <td>68.22</td> <td>-19.82</td> <td>39.73</td> <td>33.10</td> <td>13.56</td> <td>37.99</td> <td>0.00</td> <td>200</td> <td>12</td> <td>PEAK</td> </tr> <tr> <td>3</td> <td>5700.49</td> <td>51.16</td> <td>105.34</td> <td>-54.18</td> <td>42.01</td> <td>33.50</td> <td>13.63</td> <td>37.98</td> <td>0.00</td> <td>200</td> <td>12</td> <td>PEAK</td> </tr> <tr> <td>4</td> <td>5720.06</td> <td>51.02</td> <td>110.94</td> <td>-59.92</td> <td>41.81</td> <td>33.54</td> <td>13.65</td> <td>37.98</td> <td>0.00</td> <td>200</td> <td>12</td> <td>PEAK</td> </tr> </tbody> </table>		Limit	Read	Ant	Cable	Preamp	Aux	APos	TPos	Remark	1	Freq	Level	Line Margin	Level	Factor	Loss Factor	Factor	Factor			MHz	dBuV/m	dBuV/m	dB	dBuV	dB/m	dB	dB	cm	1	5634.00	50.18	68.20	-18.02	41.60	33.04	13.54	38.00	0.00	200	12	PEAK	2	5650.03	48.40	68.22	-19.82	39.73	33.10	13.56	37.99	0.00	200	12	PEAK	3	5700.49	51.16	105.34	-54.18	42.01	33.50	13.63	37.98	0.00	200	12	PEAK	4	5720.06	51.02	110.94	-59.92	41.81	33.54	13.65	37.98	0.00	200	12	PEAK	<p>Level (dBuV/m) vs Frequency (MHz) plot. The y-axis ranges from 0 to 140 dBuV/m, and the x-axis ranges from 1000 to 7000 MHz. A red line shows the limit, and a blue line shows the measured signal. A peak is labeled 'PEAK(U-NII)' at approximately 5745 MHz.</p> <p>Site : 03CH20-HY Condition: PEAK(U-NII) 3m HF_91200_02360_231030 HORIZONTAL : RBW:1000.000kHz VBW:3000.000kHz SWT:Auto</p> <table border="1"> <thead> <tr> <th></th> <th>Limit</th> <th>Read</th> <th>Ant</th> <th>Cable</th> <th>Preamp</th> <th>Aux</th> <th>APos</th> <th>TPos</th> <th>Remark</th> </tr> <tr> <th>1</th> <th>Freq</th> <th>Level</th> <th>Line Margin</th> <th>Level</th> <th>Factor</th> <th>Loss Factor</th> <th>Factor</th> <th>Factor</th> <th></th> </tr> <tr> <th></th> <th>MHz</th> <th>dBuV/m</th> <th>dBuV/m</th> <th>dB</th> <th>dBuV</th> <th>dB/m</th> <th>dB</th> <th>dB</th> <th>cm</th> </tr> </thead> <tbody> <tr> <td>1</td> <td>5745.00</td> <td>102.62</td> <td>-----</td> <td>-----</td> <td>93.31</td> <td>33.59</td> <td>13.69</td> <td>37.97</td> <td>0.00</td> <td>200</td> <td>12</td> <td>PEAK</td> </tr> </tbody> </table>		Limit	Read	Ant	Cable	Preamp	Aux	APos	TPos	Remark	1	Freq	Level	Line Margin	Level	Factor	Loss Factor	Factor	Factor			MHz	dBuV/m	dBuV/m	dB	dBuV	dB/m	dB	dB	cm	1	5745.00	102.62	-----	-----	93.31	33.59	13.69	37.97	0.00	200	12	PEAK
	Limit	Read	Ant	Cable	Preamp	Aux	APos	TPos	Remark																																																																																																																						
1	Freq	Level	Line Margin	Level	Factor	Loss Factor	Factor	Factor																																																																																																																							
	MHz	dBuV/m	dBuV/m	dB	dBuV	dB/m	dB	dB	cm																																																																																																																						
1	5634.00	50.18	68.20	-18.02	41.60	33.04	13.54	38.00	0.00	200	12	PEAK																																																																																																																			
2	5650.03	48.40	68.22	-19.82	39.73	33.10	13.56	37.99	0.00	200	12	PEAK																																																																																																																			
3	5700.49	51.16	105.34	-54.18	42.01	33.50	13.63	37.98	0.00	200	12	PEAK																																																																																																																			
4	5720.06	51.02	110.94	-59.92	41.81	33.54	13.65	37.98	0.00	200	12	PEAK																																																																																																																			
	Limit	Read	Ant	Cable	Preamp	Aux	APos	TPos	Remark																																																																																																																						
1	Freq	Level	Line Margin	Level	Factor	Loss Factor	Factor	Factor																																																																																																																							
	MHz	dBuV/m	dBuV/m	dB	dBuV	dB/m	dB	dB	cm																																																																																																																						
1	5745.00	102.62	-----	-----	93.31	33.59	13.69	37.97	0.00	200	12	PEAK																																																																																																																			
Avg	Blank	<p>Level (dBuV/m) vs Frequency (MHz) plot. The y-axis ranges from 0 to 140 dBuV/m, and the x-axis ranges from 1000 to 7000 MHz. A red line shows the limit, and a blue line shows the measured signal. A peak is labeled 'AVG_54' at approximately 5745 MHz.</p> <p>Site : 03CH20-HY Condition: AVG_54 3m HF_91200_02360_231030 HORIZONTAL : RBW:1000.000kHz VBW:0.750kHz SWT:Auto</p> <table border="1"> <thead> <tr> <th></th> <th>Limit</th> <th>Read</th> <th>Ant</th> <th>Cable</th> <th>Preamp</th> <th>Aux</th> <th>APos</th> <th>TPos</th> <th>Remark</th> </tr> <tr> <th>1</th> <th>Freq</th> <th>Level</th> <th>Line Margin</th> <th>Level</th> <th>Factor</th> <th>Loss Factor</th> <th>Factor</th> <th>Factor</th> <th></th> </tr> <tr> <th></th> <th>MHz</th> <th>dBuV/m</th> <th>dBuV/m</th> <th>dB</th> <th>dBuV</th> <th>dB/m</th> <th>dB</th> <th>dB</th> <th>cm</th> </tr> </thead> <tbody> <tr> <td>1</td> <td>5745.00</td> <td>96.20</td> <td>-----</td> <td>-----</td> <td>86.89</td> <td>33.59</td> <td>13.69</td> <td>37.97</td> <td>0.00</td> <td>200</td> <td>12</td> <td>AVERAGE</td> </tr> </tbody> </table>		Limit	Read	Ant	Cable	Preamp	Aux	APos	TPos	Remark	1	Freq	Level	Line Margin	Level	Factor	Loss Factor	Factor	Factor			MHz	dBuV/m	dBuV/m	dB	dBuV	dB/m	dB	dB	cm	1	5745.00	96.20	-----	-----	86.89	33.59	13.69	37.97	0.00	200	12	AVERAGE																																																																																		
	Limit	Read	Ant	Cable	Preamp	Aux	APos	TPos	Remark																																																																																																																						
1	Freq	Level	Line Margin	Level	Factor	Loss Factor	Factor	Factor																																																																																																																							
	MHz	dBuV/m	dBuV/m	dB	dBuV	dB/m	dB	dB	cm																																																																																																																						
1	5745.00	96.20	-----	-----	86.89	33.59	13.69	37.97	0.00	200	12	AVERAGE																																																																																																																			



Mode	30																																																																																																																														
	Band Edge																																																																																																																														
	U-NII-3_5.725-5.85_802.11a_CH149_5745MHz																																																																																																																														
ANT	1																																																																																																																														
Pol.	Vertical	Fundamental																																																																																																																													
Peak	<p>Site : 03CH20-HY Condition: PEAK_BE(B4)_16-24 3m HF_91200_02360_231030 VERTICAL : RBW:1000.000kHz VBW:3000.000kHz SWT:Auto</p> <table border="1"> <thead> <tr> <th></th> <th>Limit</th> <th>Read</th> <th>Ant</th> <th>Cable</th> <th>Preamp</th> <th>Aux</th> <th>APos</th> <th>TPos</th> <th>Remark</th> </tr> <tr> <th></th> <th>Freq</th> <th>Level</th> <th>Line Margin</th> <th>Level</th> <th>Factor</th> <th>Loss Factor</th> <th>Factor</th> <th></th> <th></th> </tr> <tr> <th></th> <th>MHz</th> <th>dBuV/m</th> <th>dBuV/m</th> <th>dB</th> <th>dBuV</th> <th>dB/m</th> <th>dB</th> <th>dB</th> <th>cm</th> </tr> </thead> <tbody> <tr> <td>1</td> <td>5643.21</td> <td>48.98</td> <td>68.20</td> <td>-19.22</td> <td>40.36</td> <td>33.07</td> <td>13.55</td> <td>30.00</td> <td>0.00</td> <td>100</td> <td>230</td> <td>PEAK</td> </tr> <tr> <td>2</td> <td>5650.17</td> <td>47.95</td> <td>68.33</td> <td>-20.38</td> <td>39.28</td> <td>33.10</td> <td>13.56</td> <td>37.99</td> <td>0.00</td> <td>100</td> <td>230</td> <td>PEAK</td> </tr> <tr> <td>3</td> <td>5701.65</td> <td>49.59</td> <td>105.66</td> <td>-56.07</td> <td>40.44</td> <td>33.50</td> <td>13.63</td> <td>37.98</td> <td>0.00</td> <td>100</td> <td>230</td> <td>PEAK</td> </tr> <tr> <td>4</td> <td>5720.64</td> <td>49.90</td> <td>112.26</td> <td>-62.36</td> <td>40.69</td> <td>33.54</td> <td>13.65</td> <td>37.98</td> <td>0.00</td> <td>100</td> <td>230</td> <td>PEAK</td> </tr> </tbody> </table>		Limit	Read	Ant	Cable	Preamp	Aux	APos	TPos	Remark		Freq	Level	Line Margin	Level	Factor	Loss Factor	Factor				MHz	dBuV/m	dBuV/m	dB	dBuV	dB/m	dB	dB	cm	1	5643.21	48.98	68.20	-19.22	40.36	33.07	13.55	30.00	0.00	100	230	PEAK	2	5650.17	47.95	68.33	-20.38	39.28	33.10	13.56	37.99	0.00	100	230	PEAK	3	5701.65	49.59	105.66	-56.07	40.44	33.50	13.63	37.98	0.00	100	230	PEAK	4	5720.64	49.90	112.26	-62.36	40.69	33.54	13.65	37.98	0.00	100	230	PEAK	<p>Site : 03CH20-HY Condition: PEAK(U-NII) 3m HF_91200_02360_231030 VERTICAL : RBW:1000.000kHz VBW:3000.000kHz SWT:Auto</p> <table border="1"> <thead> <tr> <th></th> <th>Limit</th> <th>Read</th> <th>Ant</th> <th>Cable</th> <th>Preamp</th> <th>Aux</th> <th>APos</th> <th>TPos</th> <th>Remark</th> </tr> <tr> <th></th> <th>Freq</th> <th>Level</th> <th>Line Margin</th> <th>Level</th> <th>Factor</th> <th>Loss Factor</th> <th>Factor</th> <th></th> <th></th> </tr> <tr> <th></th> <th>MHz</th> <th>dBuV/m</th> <th>dBuV/m</th> <th>dB</th> <th>dBuV</th> <th>dB/m</th> <th>dB</th> <th>dB</th> <th>cm</th> </tr> </thead> <tbody> <tr> <td>1</td> <td>5745.00</td> <td>98.88</td> <td>-----</td> <td>-----</td> <td>89.57</td> <td>33.59</td> <td>13.69</td> <td>37.97</td> <td>0.00</td> <td>100</td> <td>230</td> <td>PEAK</td> </tr> </tbody> </table>		Limit	Read	Ant	Cable	Preamp	Aux	APos	TPos	Remark		Freq	Level	Line Margin	Level	Factor	Loss Factor	Factor				MHz	dBuV/m	dBuV/m	dB	dBuV	dB/m	dB	dB	cm	1	5745.00	98.88	-----	-----	89.57	33.59	13.69	37.97	0.00	100	230	PEAK
	Limit	Read	Ant	Cable	Preamp	Aux	APos	TPos	Remark																																																																																																																						
	Freq	Level	Line Margin	Level	Factor	Loss Factor	Factor																																																																																																																								
	MHz	dBuV/m	dBuV/m	dB	dBuV	dB/m	dB	dB	cm																																																																																																																						
1	5643.21	48.98	68.20	-19.22	40.36	33.07	13.55	30.00	0.00	100	230	PEAK																																																																																																																			
2	5650.17	47.95	68.33	-20.38	39.28	33.10	13.56	37.99	0.00	100	230	PEAK																																																																																																																			
3	5701.65	49.59	105.66	-56.07	40.44	33.50	13.63	37.98	0.00	100	230	PEAK																																																																																																																			
4	5720.64	49.90	112.26	-62.36	40.69	33.54	13.65	37.98	0.00	100	230	PEAK																																																																																																																			
	Limit	Read	Ant	Cable	Preamp	Aux	APos	TPos	Remark																																																																																																																						
	Freq	Level	Line Margin	Level	Factor	Loss Factor	Factor																																																																																																																								
	MHz	dBuV/m	dBuV/m	dB	dBuV	dB/m	dB	dB	cm																																																																																																																						
1	5745.00	98.88	-----	-----	89.57	33.59	13.69	37.97	0.00	100	230	PEAK																																																																																																																			
Avg	Blank	<p>Site : 03CH20-HY Condition: AVG_54 3m HF_91200_02360_231030 VERTICAL : RBW:1000.000kHz VBW:0.750kHz SWT:Auto</p> <table border="1"> <thead> <tr> <th></th> <th>Limit</th> <th>Read</th> <th>Ant</th> <th>Cable</th> <th>Preamp</th> <th>Aux</th> <th>APos</th> <th>TPos</th> <th>Remark</th> </tr> <tr> <th></th> <th>Freq</th> <th>Level</th> <th>Line Margin</th> <th>Level</th> <th>Factor</th> <th>Loss Factor</th> <th>Factor</th> <th></th> <th></th> </tr> <tr> <th></th> <th>MHz</th> <th>dBuV/m</th> <th>dBuV/m</th> <th>dB</th> <th>dBuV</th> <th>dB/m</th> <th>dB</th> <th>dB</th> <th>cm</th> </tr> </thead> <tbody> <tr> <td>1</td> <td>5745.00</td> <td>92.75</td> <td>-----</td> <td>-----</td> <td>83.44</td> <td>33.59</td> <td>13.69</td> <td>37.97</td> <td>0.00</td> <td>100</td> <td>230</td> <td>AVERAGE</td> </tr> </tbody> </table>		Limit	Read	Ant	Cable	Preamp	Aux	APos	TPos	Remark		Freq	Level	Line Margin	Level	Factor	Loss Factor	Factor				MHz	dBuV/m	dBuV/m	dB	dBuV	dB/m	dB	dB	cm	1	5745.00	92.75	-----	-----	83.44	33.59	13.69	37.97	0.00	100	230	AVERAGE																																																																																		
	Limit	Read	Ant	Cable	Preamp	Aux	APos	TPos	Remark																																																																																																																						
	Freq	Level	Line Margin	Level	Factor	Loss Factor	Factor																																																																																																																								
	MHz	dBuV/m	dBuV/m	dB	dBuV	dB/m	dB	dB	cm																																																																																																																						
1	5745.00	92.75	-----	-----	83.44	33.59	13.69	37.97	0.00	100	230	AVERAGE																																																																																																																			

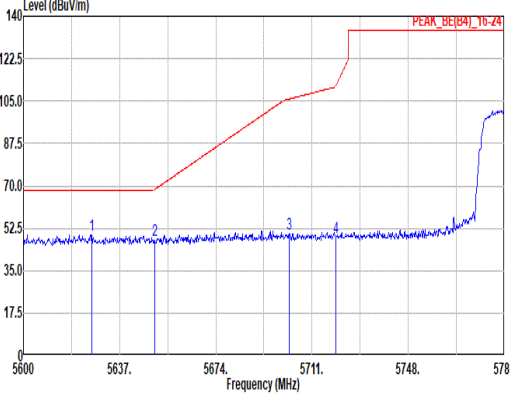
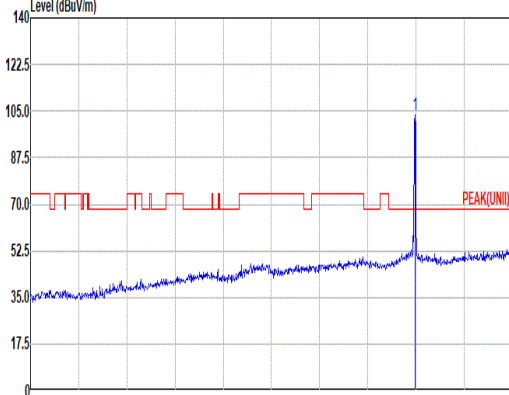
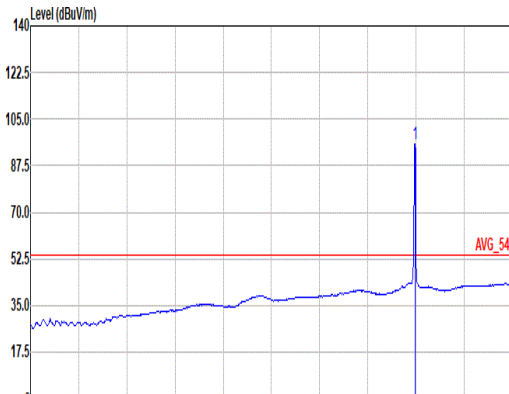


Mode	30																																																																																																																																							
	Harmonic																																																																																																																																							
	U-NII-3_5.725-5.85_802.11a_CH149_5745MHz																																																																																																																																							
ANT	1																																																																																																																																							
Pol.	Horizontal	Vertical																																																																																																																																						
Peak Avg	<p>Site : 03CH20-HY Condition: PEAK(UNII) 3m HF_91200_02360_231030 HORIZONTAL</p> <table border="1"> <thead> <tr> <th>Limit</th> <th>Read</th> <th>Ant</th> <th>Cable</th> <th>Preamp</th> <th>Aux</th> <th>APos</th> <th>TPos</th> <th>Remark</th> </tr> <tr> <th>Freq</th> <th>Level</th> <th>Line Margin</th> <th>Level</th> <th>Factor</th> <th>Loss Factor</th> <th>Factor</th> <th></th> <th></th> </tr> <tr> <th>MHz</th> <th>dBuV/m</th> <th>dBuV/m</th> <th>dB</th> <th>dBuV</th> <th>dB/m</th> <th>dB</th> <th>dB</th> <th>cm</th> <th>deg</th> </tr> </thead> <tbody> <tr> <td>1</td> <td>11490.00</td> <td>52.10</td> <td>74.00</td> <td>-21.90</td> <td>35.73</td> <td>39.08</td> <td>19.46</td> <td>42.64</td> <td>0.47</td> <td>118</td> <td>248</td> <td>Peak</td> </tr> <tr> <td>2</td> <td>11490.00</td> <td>42.20</td> <td>54.00</td> <td>-11.80</td> <td>25.83</td> <td>39.08</td> <td>19.46</td> <td>42.64</td> <td>0.47</td> <td>118</td> <td>248</td> <td>Average</td> </tr> <tr> <td>3</td> <td>17235.00</td> <td>52.31</td> <td>68.20</td> <td>-15.89</td> <td>34.23</td> <td>38.27</td> <td>24.06</td> <td>44.77</td> <td>0.52</td> <td>--</td> <td>--</td> <td>Peak</td> </tr> </tbody> </table>	Limit	Read	Ant	Cable	Preamp	Aux	APos	TPos	Remark	Freq	Level	Line Margin	Level	Factor	Loss Factor	Factor			MHz	dBuV/m	dBuV/m	dB	dBuV	dB/m	dB	dB	cm	deg	1	11490.00	52.10	74.00	-21.90	35.73	39.08	19.46	42.64	0.47	118	248	Peak	2	11490.00	42.20	54.00	-11.80	25.83	39.08	19.46	42.64	0.47	118	248	Average	3	17235.00	52.31	68.20	-15.89	34.23	38.27	24.06	44.77	0.52	--	--	Peak	<p>Site : 03CH20-HY Condition: PEAK(UNII) 3m HF_91200_02360_231030 VERTICAL</p> <table border="1"> <thead> <tr> <th>Limit</th> <th>Read</th> <th>Ant</th> <th>Cable</th> <th>Preamp</th> <th>Aux</th> <th>APos</th> <th>TPos</th> <th>Remark</th> </tr> <tr> <th>Freq</th> <th>Level</th> <th>Line Margin</th> <th>Level</th> <th>Factor</th> <th>Loss Factor</th> <th>Factor</th> <th></th> <th></th> </tr> <tr> <th>MHz</th> <th>dBuV/m</th> <th>dBuV/m</th> <th>dB</th> <th>dBuV</th> <th>dB/m</th> <th>dB</th> <th>dB</th> <th>cm</th> <th>deg</th> </tr> </thead> <tbody> <tr> <td>1</td> <td>11490.00</td> <td>50.95</td> <td>74.00</td> <td>-23.05</td> <td>34.58</td> <td>39.08</td> <td>19.46</td> <td>42.64</td> <td>0.47</td> <td>244</td> <td>357</td> <td>Peak</td> </tr> <tr> <td>2</td> <td>11490.00</td> <td>41.84</td> <td>54.00</td> <td>-12.16</td> <td>25.47</td> <td>39.08</td> <td>19.46</td> <td>42.64</td> <td>0.47</td> <td>244</td> <td>357</td> <td>Average</td> </tr> <tr> <td>3</td> <td>17235.00</td> <td>53.11</td> <td>68.20</td> <td>-15.09</td> <td>35.03</td> <td>38.27</td> <td>24.06</td> <td>44.77</td> <td>0.52</td> <td>--</td> <td>--</td> <td>Peak</td> </tr> </tbody> </table>	Limit	Read	Ant	Cable	Preamp	Aux	APos	TPos	Remark	Freq	Level	Line Margin	Level	Factor	Loss Factor	Factor			MHz	dBuV/m	dBuV/m	dB	dBuV	dB/m	dB	dB	cm	deg	1	11490.00	50.95	74.00	-23.05	34.58	39.08	19.46	42.64	0.47	244	357	Peak	2	11490.00	41.84	54.00	-12.16	25.47	39.08	19.46	42.64	0.47	244	357	Average	3	17235.00	53.11	68.20	-15.09	35.03	38.27	24.06	44.77	0.52	--	--	Peak
Limit	Read	Ant	Cable	Preamp	Aux	APos	TPos	Remark																																																																																																																																
Freq	Level	Line Margin	Level	Factor	Loss Factor	Factor																																																																																																																																		
MHz	dBuV/m	dBuV/m	dB	dBuV	dB/m	dB	dB	cm	deg																																																																																																																															
1	11490.00	52.10	74.00	-21.90	35.73	39.08	19.46	42.64	0.47	118	248	Peak																																																																																																																												
2	11490.00	42.20	54.00	-11.80	25.83	39.08	19.46	42.64	0.47	118	248	Average																																																																																																																												
3	17235.00	52.31	68.20	-15.89	34.23	38.27	24.06	44.77	0.52	--	--	Peak																																																																																																																												
Limit	Read	Ant	Cable	Preamp	Aux	APos	TPos	Remark																																																																																																																																
Freq	Level	Line Margin	Level	Factor	Loss Factor	Factor																																																																																																																																		
MHz	dBuV/m	dBuV/m	dB	dBuV	dB/m	dB	dB	cm	deg																																																																																																																															
1	11490.00	50.95	74.00	-23.05	34.58	39.08	19.46	42.64	0.47	244	357	Peak																																																																																																																												
2	11490.00	41.84	54.00	-12.16	25.47	39.08	19.46	42.64	0.47	244	357	Average																																																																																																																												
3	17235.00	53.11	68.20	-15.09	35.03	38.27	24.06	44.77	0.52	--	--	Peak																																																																																																																												



Mode	30	
	Harmonic	
	U-NII-3_5.725-5.85_802.11a_CH149_5745MHz	
ANT	1	
Pol.	Horizontal	Vertical
14.47G ~14.5G Avg	<p>Site : 03CH20-HY Condition: AVG_54 3m HF_91200_02360_231030 HORIZONTAL</p>	<p>Site : 03CH20-HY Condition: AVG_54 3m HF_91200_02360_231030 VERTICAL</p>
	17.7G ~18G Avg	<p>Site : 03CH20-HY Condition: AVG_54 3m HF_91200_02360_231030 HORIZONTAL</p>

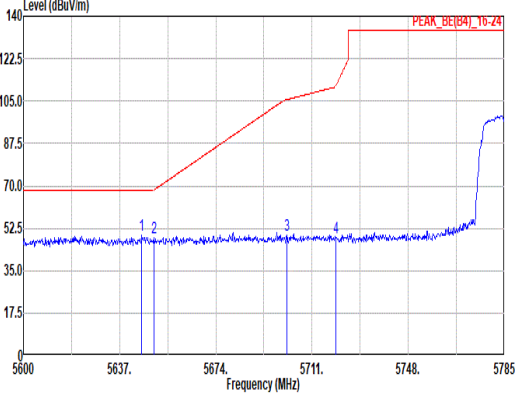
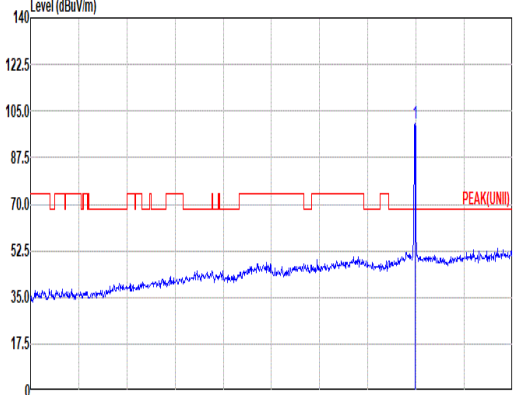
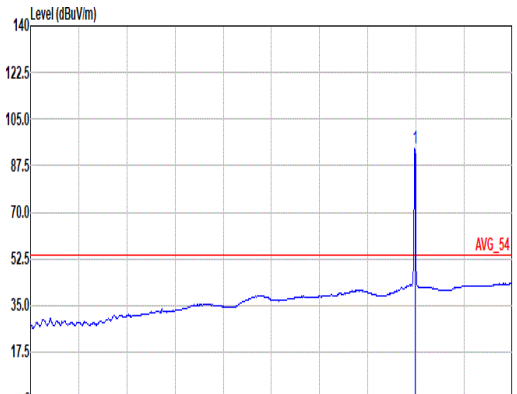


Mode	31																																																																																																																														
	Band Edge - L																																																																																																																														
	U-NII-3_5.725-5.85_802.11a_CH157_5785MHz																																																																																																																														
ANT	1																																																																																																																														
Pol.	Horizontal	Fundamental																																																																																																																													
Peak	 <p>Site : 03CH20-HY Condition: PEAK_BE(B4)_16-24 3m HF_91200_02360_231030 HORIZONTAL : RBW:1000.000kHz VBW:3000.000kHz SWT:Auto</p> <table border="1"> <thead> <tr> <th></th> <th>Limit</th> <th>Read</th> <th>Ant</th> <th>Cable</th> <th>Preamp</th> <th>Aux</th> <th>APos</th> <th>TPos</th> <th>Remark</th> </tr> <tr> <th></th> <th>Freq</th> <th>Level</th> <th>Line Margin</th> <th>Level</th> <th>Factor</th> <th>Loss Factor</th> <th>Factor</th> <th></th> <th></th> </tr> <tr> <th></th> <th>MHz</th> <th>dBuV/m</th> <th>dBuV/m</th> <th>dB</th> <th>dBuV</th> <th>dB/m</th> <th>dB</th> <th>dB</th> <th>cm</th> </tr> </thead> <tbody> <tr> <td>1</td> <td>5626.27</td> <td>49.87</td> <td>68.20</td> <td>-18.33</td> <td>41.33</td> <td>33.01</td> <td>13.53</td> <td>38.00</td> <td>0.00</td> <td>100</td> <td>5</td> <td>PEAK</td> </tr> <tr> <td>2</td> <td>5650.51</td> <td>47.76</td> <td>68.58</td> <td>-20.82</td> <td>39.09</td> <td>33.10</td> <td>13.56</td> <td>37.99</td> <td>0.00</td> <td>100</td> <td>5</td> <td>PEAK</td> </tr> <tr> <td>3</td> <td>5702.31</td> <td>50.43</td> <td>105.85</td> <td>-55.42</td> <td>41.28</td> <td>33.50</td> <td>13.63</td> <td>37.98</td> <td>0.00</td> <td>100</td> <td>5</td> <td>PEAK</td> </tr> <tr> <td>4</td> <td>5728.07</td> <td>48.86</td> <td>110.95</td> <td>-62.09</td> <td>39.65</td> <td>33.54</td> <td>13.65</td> <td>37.98</td> <td>0.00</td> <td>100</td> <td>5</td> <td>PEAK</td> </tr> </tbody> </table>		Limit	Read	Ant	Cable	Preamp	Aux	APos	TPos	Remark		Freq	Level	Line Margin	Level	Factor	Loss Factor	Factor				MHz	dBuV/m	dBuV/m	dB	dBuV	dB/m	dB	dB	cm	1	5626.27	49.87	68.20	-18.33	41.33	33.01	13.53	38.00	0.00	100	5	PEAK	2	5650.51	47.76	68.58	-20.82	39.09	33.10	13.56	37.99	0.00	100	5	PEAK	3	5702.31	50.43	105.85	-55.42	41.28	33.50	13.63	37.98	0.00	100	5	PEAK	4	5728.07	48.86	110.95	-62.09	39.65	33.54	13.65	37.98	0.00	100	5	PEAK	 <p>Site : 03CH20-HY Condition: PEAK(UNII) 3m HF_91200_02360_231030 HORIZONTAL : RBW:1000.000kHz VBW:3000.000kHz SWT:Auto</p> <table border="1"> <thead> <tr> <th></th> <th>Limit</th> <th>Read</th> <th>Ant</th> <th>Cable</th> <th>Preamp</th> <th>Aux</th> <th>APos</th> <th>TPos</th> <th>Remark</th> </tr> <tr> <th></th> <th>Freq</th> <th>Level</th> <th>Line Margin</th> <th>Level</th> <th>Factor</th> <th>Loss Factor</th> <th>Factor</th> <th></th> <th></th> </tr> <tr> <th></th> <th>MHz</th> <th>dBuV/m</th> <th>dBuV/m</th> <th>dB</th> <th>dBuV</th> <th>dB/m</th> <th>dB</th> <th>dB</th> <th>cm</th> </tr> </thead> <tbody> <tr> <td>1</td> <td>5785.00</td> <td>103.32</td> <td>-----</td> <td>-----</td> <td>93.71</td> <td>33.83</td> <td>13.74</td> <td>37.96</td> <td>0.00</td> <td>100</td> <td>5</td> <td>PEAK</td> </tr> </tbody> </table>		Limit	Read	Ant	Cable	Preamp	Aux	APos	TPos	Remark		Freq	Level	Line Margin	Level	Factor	Loss Factor	Factor				MHz	dBuV/m	dBuV/m	dB	dBuV	dB/m	dB	dB	cm	1	5785.00	103.32	-----	-----	93.71	33.83	13.74	37.96	0.00	100	5	PEAK
	Limit	Read	Ant	Cable	Preamp	Aux	APos	TPos	Remark																																																																																																																						
	Freq	Level	Line Margin	Level	Factor	Loss Factor	Factor																																																																																																																								
	MHz	dBuV/m	dBuV/m	dB	dBuV	dB/m	dB	dB	cm																																																																																																																						
1	5626.27	49.87	68.20	-18.33	41.33	33.01	13.53	38.00	0.00	100	5	PEAK																																																																																																																			
2	5650.51	47.76	68.58	-20.82	39.09	33.10	13.56	37.99	0.00	100	5	PEAK																																																																																																																			
3	5702.31	50.43	105.85	-55.42	41.28	33.50	13.63	37.98	0.00	100	5	PEAK																																																																																																																			
4	5728.07	48.86	110.95	-62.09	39.65	33.54	13.65	37.98	0.00	100	5	PEAK																																																																																																																			
	Limit	Read	Ant	Cable	Preamp	Aux	APos	TPos	Remark																																																																																																																						
	Freq	Level	Line Margin	Level	Factor	Loss Factor	Factor																																																																																																																								
	MHz	dBuV/m	dBuV/m	dB	dBuV	dB/m	dB	dB	cm																																																																																																																						
1	5785.00	103.32	-----	-----	93.71	33.83	13.74	37.96	0.00	100	5	PEAK																																																																																																																			
Avg	Blank																																																																																																																														
	 <p>Site : 03CH20-HY Condition: AVG_54 3m HF_91200_02360_231030 HORIZONTAL : RBW:1000.000kHz VBW:0.750kHz SWT:Auto</p> <table border="1"> <thead> <tr> <th></th> <th>Limit</th> <th>Read</th> <th>Ant</th> <th>Cable</th> <th>Preamp</th> <th>Aux</th> <th>APos</th> <th>TPos</th> <th>Remark</th> </tr> <tr> <th></th> <th>Freq</th> <th>Level</th> <th>Line Margin</th> <th>Level</th> <th>Factor</th> <th>Loss Factor</th> <th>Factor</th> <th></th> <th></th> </tr> <tr> <th></th> <th>MHz</th> <th>dBuV/m</th> <th>dBuV/m</th> <th>dB</th> <th>dBuV</th> <th>dB/m</th> <th>dB</th> <th>dB</th> <th>cm</th> </tr> </thead> <tbody> <tr> <td>1</td> <td>5785.00</td> <td>95.77</td> <td>-----</td> <td>-----</td> <td>86.20</td> <td>33.79</td> <td>13.74</td> <td>37.96</td> <td>0.00</td> <td>100</td> <td>5</td> <td>AVERAGE</td> </tr> </tbody> </table>			Limit	Read	Ant	Cable	Preamp	Aux	APos	TPos	Remark		Freq	Level	Line Margin	Level	Factor	Loss Factor	Factor				MHz	dBuV/m	dBuV/m	dB	dBuV	dB/m	dB	dB	cm	1	5785.00	95.77	-----	-----	86.20	33.79	13.74	37.96	0.00	100	5	AVERAGE																																																																																		
	Limit	Read	Ant	Cable	Preamp	Aux	APos	TPos	Remark																																																																																																																						
	Freq	Level	Line Margin	Level	Factor	Loss Factor	Factor																																																																																																																								
	MHz	dBuV/m	dBuV/m	dB	dBuV	dB/m	dB	dB	cm																																																																																																																						
1	5785.00	95.77	-----	-----	86.20	33.79	13.74	37.96	0.00	100	5	AVERAGE																																																																																																																			



Mode	31																																																																															
	Band Edge - R																																																																															
	U-NII-3_5.725-5.85_802.11a_CH157_5785MHz																																																																															
ANT	1																																																																															
Pol.	Horizontal	Fundamental																																																																														
Peak	<p>Site : 03CH20-HY Condition: PEAK_BE(B4)_16-24 3m HF_91200_02360_231030 HORIZONTAL : RBW:1000.000kHz VBW:3000.000kHz SMT:Auto</p> <table border="1"> <thead> <tr> <th></th> <th>Limit</th> <th>Read</th> <th>Ant</th> <th>Cable</th> <th>Preamp</th> <th>Aux</th> <th>APos</th> <th>TPos</th> <th></th> </tr> <tr> <th>Freq</th> <th>Level</th> <th>Line Margin</th> <th>Level</th> <th>Factor</th> <th>Loss Factor</th> <th>Factor</th> <th></th> <th></th> <th>Remark</th> </tr> <tr> <th>MHz</th> <th>dBuV/m</th> <th>dBuV/m</th> <th>dB</th> <th>dBuV</th> <th>dB/m</th> <th>dB</th> <th>dB</th> <th>cm</th> <th>deg</th> </tr> </thead> <tbody> <tr> <td>1</td> <td>5854.96</td> <td>48.35</td> <td>110.09</td> <td>-62.54</td> <td>38.42</td> <td>34.02</td> <td>13.85</td> <td>37.94</td> <td>0.00</td> <td>100</td> <td>5 PEAK</td> </tr> <tr> <td>2</td> <td>5873.11</td> <td>48.96</td> <td>105.73</td> <td>-56.77</td> <td>38.93</td> <td>34.09</td> <td>13.88</td> <td>37.94</td> <td>0.00</td> <td>100</td> <td>5 PEAK</td> </tr> <tr> <td>3</td> <td>5924.92</td> <td>48.45</td> <td>68.26</td> <td>-19.81</td> <td>38.17</td> <td>34.25</td> <td>13.96</td> <td>37.93</td> <td>0.00</td> <td>100</td> <td>5 PEAK</td> </tr> <tr> <td>4</td> <td>5942.25</td> <td>49.38</td> <td>68.20</td> <td>-18.82</td> <td>39.03</td> <td>34.28</td> <td>13.99</td> <td>37.92</td> <td>0.00</td> <td>100</td> <td>5 PEAK</td> </tr> </tbody> </table>		Limit	Read	Ant	Cable	Preamp	Aux	APos	TPos		Freq	Level	Line Margin	Level	Factor	Loss Factor	Factor			Remark	MHz	dBuV/m	dBuV/m	dB	dBuV	dB/m	dB	dB	cm	deg	1	5854.96	48.35	110.09	-62.54	38.42	34.02	13.85	37.94	0.00	100	5 PEAK	2	5873.11	48.96	105.73	-56.77	38.93	34.09	13.88	37.94	0.00	100	5 PEAK	3	5924.92	48.45	68.26	-19.81	38.17	34.25	13.96	37.93	0.00	100	5 PEAK	4	5942.25	49.38	68.20	-18.82	39.03	34.28	13.99	37.92	0.00	100	5 PEAK	Blank
	Limit	Read	Ant	Cable	Preamp	Aux	APos	TPos																																																																								
Freq	Level	Line Margin	Level	Factor	Loss Factor	Factor			Remark																																																																							
MHz	dBuV/m	dBuV/m	dB	dBuV	dB/m	dB	dB	cm	deg																																																																							
1	5854.96	48.35	110.09	-62.54	38.42	34.02	13.85	37.94	0.00	100	5 PEAK																																																																					
2	5873.11	48.96	105.73	-56.77	38.93	34.09	13.88	37.94	0.00	100	5 PEAK																																																																					
3	5924.92	48.45	68.26	-19.81	38.17	34.25	13.96	37.93	0.00	100	5 PEAK																																																																					
4	5942.25	49.38	68.20	-18.82	39.03	34.28	13.99	37.92	0.00	100	5 PEAK																																																																					



Mode	31																																																																																																										
	Band Edge - L																																																																																																										
	U-NII-3_5.725-5.85_802.11a_CH157_5785MHz																																																																																																										
ANT	1																																																																																																										
Pol.	Vertical	Fundamental																																																																																																									
Peak	 <p>Site : 03CH20-HY Condition: PEAK_BE(B4)_16-24 3m HF_91200_02360_231030 VERTICAL : RBW:1000.000kHz VBW:3000.000kHz SWT:Auto</p> <table border="1" data-bbox="279 1131 774 1288"> <thead> <tr> <th></th> <th>Limit</th> <th>Read</th> <th>Ant</th> <th>Cable</th> <th>Preamp</th> <th>Aux</th> <th>APos</th> <th>TPos</th> <th></th> </tr> <tr> <th>Freq</th> <th>Level</th> <th>Line Margin</th> <th>Level</th> <th>Factor</th> <th>Loss Factor</th> <th>Factor</th> <th>dB</th> <th>cm</th> <th>deg</th> </tr> </thead> <tbody> <tr> <td>1</td> <td>5645.51</td> <td>49.51</td> <td>68.20</td> <td>-18.69</td> <td>40.88</td> <td>33.00</td> <td>13.55</td> <td>38.00</td> <td>0.00</td> <td>100</td> <td>235</td> <td>PEAK</td> </tr> <tr> <td>2</td> <td>5650.32</td> <td>48.81</td> <td>68.44</td> <td>-19.63</td> <td>40.14</td> <td>33.10</td> <td>13.56</td> <td>37.99</td> <td>0.00</td> <td>100</td> <td>235</td> <td>PEAK</td> </tr> <tr> <td>3</td> <td>5701.38</td> <td>49.75</td> <td>105.59</td> <td>-55.84</td> <td>40.60</td> <td>33.50</td> <td>13.63</td> <td>37.98</td> <td>0.00</td> <td>100</td> <td>235</td> <td>PEAK</td> </tr> <tr> <td>4</td> <td>5728.07</td> <td>48.74</td> <td>110.95</td> <td>-62.21</td> <td>39.53</td> <td>33.54</td> <td>13.65</td> <td>37.98</td> <td>0.00</td> <td>100</td> <td>235</td> <td>PEAK</td> </tr> </tbody> </table>		Limit	Read	Ant	Cable	Preamp	Aux	APos	TPos		Freq	Level	Line Margin	Level	Factor	Loss Factor	Factor	dB	cm	deg	1	5645.51	49.51	68.20	-18.69	40.88	33.00	13.55	38.00	0.00	100	235	PEAK	2	5650.32	48.81	68.44	-19.63	40.14	33.10	13.56	37.99	0.00	100	235	PEAK	3	5701.38	49.75	105.59	-55.84	40.60	33.50	13.63	37.98	0.00	100	235	PEAK	4	5728.07	48.74	110.95	-62.21	39.53	33.54	13.65	37.98	0.00	100	235	PEAK	 <p>Site : 03CH20-HY Condition: PEAK(U-NII) 3m HF_91200_02360_231030 VERTICAL : RBW:1000.000kHz VBW:3000.000kHz SWT:Auto</p> <table border="1" data-bbox="917 1131 1412 1288"> <thead> <tr> <th></th> <th>Limit</th> <th>Read</th> <th>Ant</th> <th>Cable</th> <th>Preamp</th> <th>Aux</th> <th>APos</th> <th>TPos</th> <th></th> </tr> <tr> <th>Freq</th> <th>Level</th> <th>Line Margin</th> <th>Level</th> <th>Factor</th> <th>Loss Factor</th> <th>Factor</th> <th>dB</th> <th>cm</th> <th>deg</th> </tr> </thead> <tbody> <tr> <td>1</td> <td>5785.00</td> <td>100.38</td> <td>-----</td> <td>-----</td> <td>90.77</td> <td>33.83</td> <td>13.74</td> <td>37.96</td> <td>0.00</td> <td>100</td> <td>235</td> <td>PEAK</td> </tr> </tbody> </table>		Limit	Read	Ant	Cable	Preamp	Aux	APos	TPos		Freq	Level	Line Margin	Level	Factor	Loss Factor	Factor	dB	cm	deg	1	5785.00	100.38	-----	-----	90.77	33.83	13.74	37.96	0.00	100	235	PEAK
	Limit	Read	Ant	Cable	Preamp	Aux	APos	TPos																																																																																																			
Freq	Level	Line Margin	Level	Factor	Loss Factor	Factor	dB	cm	deg																																																																																																		
1	5645.51	49.51	68.20	-18.69	40.88	33.00	13.55	38.00	0.00	100	235	PEAK																																																																																															
2	5650.32	48.81	68.44	-19.63	40.14	33.10	13.56	37.99	0.00	100	235	PEAK																																																																																															
3	5701.38	49.75	105.59	-55.84	40.60	33.50	13.63	37.98	0.00	100	235	PEAK																																																																																															
4	5728.07	48.74	110.95	-62.21	39.53	33.54	13.65	37.98	0.00	100	235	PEAK																																																																																															
	Limit	Read	Ant	Cable	Preamp	Aux	APos	TPos																																																																																																			
Freq	Level	Line Margin	Level	Factor	Loss Factor	Factor	dB	cm	deg																																																																																																		
1	5785.00	100.38	-----	-----	90.77	33.83	13.74	37.96	0.00	100	235	PEAK																																																																																															
Avg	Blank	 <p>Site : 03CH20-HY Condition: AVG_54 3m HF_91200_02360_231030 VERTICAL : RBW:1000.000kHz VBW:0.750kHz SWT:Auto</p> <table border="1" data-bbox="917 1803 1412 1960"> <thead> <tr> <th></th> <th>Limit</th> <th>Read</th> <th>Ant</th> <th>Cable</th> <th>Preamp</th> <th>Aux</th> <th>APos</th> <th>TPos</th> <th></th> </tr> <tr> <th>Freq</th> <th>Level</th> <th>Line Margin</th> <th>Level</th> <th>Factor</th> <th>Loss Factor</th> <th>Factor</th> <th>dB</th> <th>cm</th> <th>deg</th> </tr> </thead> <tbody> <tr> <td>1</td> <td>5785.00</td> <td>93.88</td> <td>-----</td> <td>-----</td> <td>84.31</td> <td>33.79</td> <td>13.74</td> <td>37.96</td> <td>0.00</td> <td>100</td> <td>235</td> <td>AVERAGE</td> </tr> </tbody> </table>		Limit	Read	Ant	Cable	Preamp	Aux	APos	TPos		Freq	Level	Line Margin	Level	Factor	Loss Factor	Factor	dB	cm	deg	1	5785.00	93.88	-----	-----	84.31	33.79	13.74	37.96	0.00	100	235	AVERAGE																																																																								
	Limit	Read	Ant	Cable	Preamp	Aux	APos	TPos																																																																																																			
Freq	Level	Line Margin	Level	Factor	Loss Factor	Factor	dB	cm	deg																																																																																																		
1	5785.00	93.88	-----	-----	84.31	33.79	13.74	37.96	0.00	100	235	AVERAGE																																																																																															

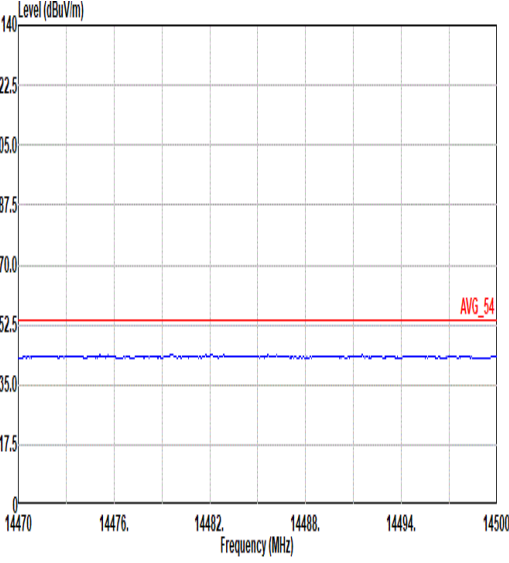
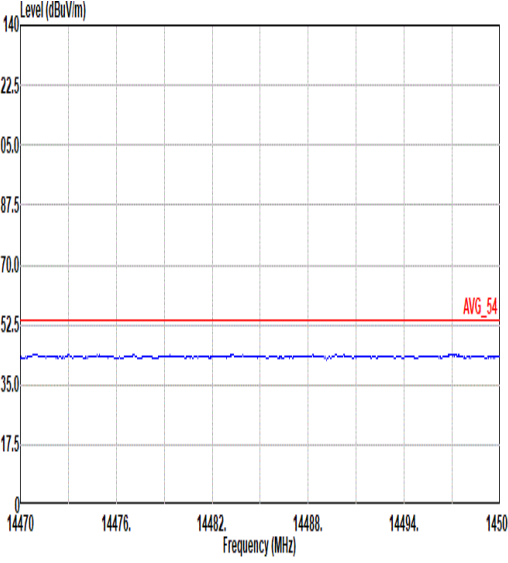
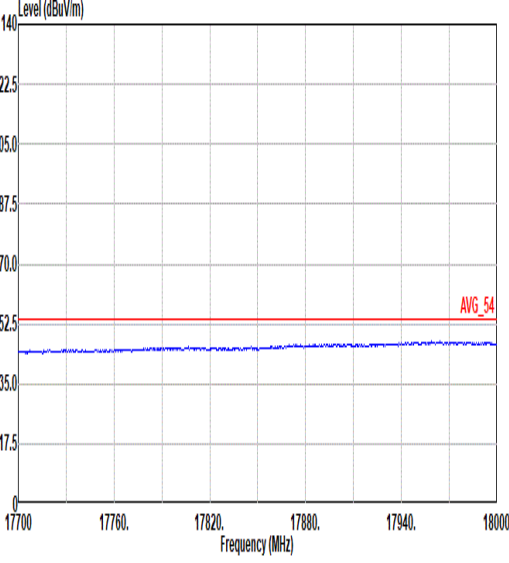
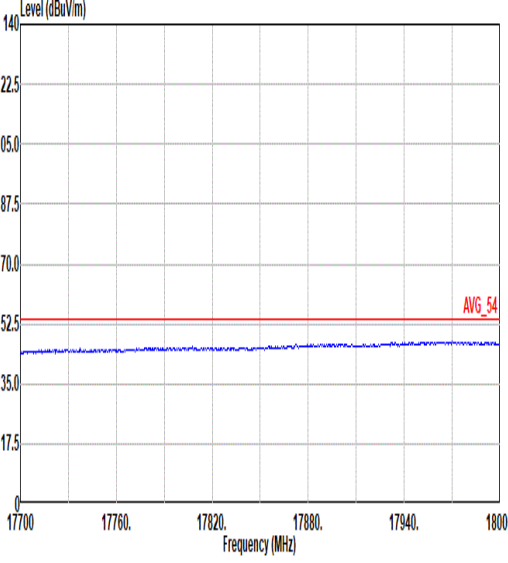


Mode	31																																																																					
	Band Edge - R																																																																					
	U-NII-3_5.725-5.85_802.11a_CH157_5785MHz																																																																					
ANT	1																																																																					
Pol.	Vertical	Fundamental																																																																				
Peak	<p>Site : 03CH20-HY Condition: PEAK_BE(B4)_16-24 3m HF_91200_02360_231030 VERTICAL : RBW:1000.000kHz VBW:3000.000kHz SMT:Auto</p> <table border="1"> <thead> <tr> <th>Limit</th> <th>Read</th> <th>Ant</th> <th>Cable</th> <th>Preamp</th> <th>Aux</th> <th>APos</th> <th>TPos</th> <th>Remark</th> </tr> <tr> <th>Freq</th> <th>Level</th> <th>Line</th> <th>Margin</th> <th>Level</th> <th>Factor</th> <th>Loss</th> <th>Factor</th> <th>Factor</th> <th>cm</th> <th>deg</th> </tr> </thead> <tbody> <tr> <td>1 5854.80</td> <td>48.01</td> <td>111.27</td> <td>-63.26</td> <td>38.08</td> <td>34.02</td> <td>13.85</td> <td>37.94</td> <td>0.00</td> <td>100</td> <td>235</td> <td>PEAK</td> </tr> <tr> <td>2 5874.60</td> <td>49.29</td> <td>105.31</td> <td>-56.02</td> <td>39.25</td> <td>34.10</td> <td>13.88</td> <td>37.94</td> <td>0.00</td> <td>100</td> <td>235</td> <td>PEAK</td> </tr> <tr> <td>3 5924.43</td> <td>48.95</td> <td>68.62</td> <td>-19.67</td> <td>38.67</td> <td>34.25</td> <td>13.96</td> <td>37.93</td> <td>0.00</td> <td>100</td> <td>235</td> <td>PEAK</td> </tr> <tr> <td>4 5947.20</td> <td>49.76</td> <td>68.20</td> <td>-18.44</td> <td>39.39</td> <td>34.29</td> <td>14.00</td> <td>37.92</td> <td>0.00</td> <td>100</td> <td>235</td> <td>PEAK</td> </tr> </tbody> </table>	Limit	Read	Ant	Cable	Preamp	Aux	APos	TPos	Remark	Freq	Level	Line	Margin	Level	Factor	Loss	Factor	Factor	cm	deg	1 5854.80	48.01	111.27	-63.26	38.08	34.02	13.85	37.94	0.00	100	235	PEAK	2 5874.60	49.29	105.31	-56.02	39.25	34.10	13.88	37.94	0.00	100	235	PEAK	3 5924.43	48.95	68.62	-19.67	38.67	34.25	13.96	37.93	0.00	100	235	PEAK	4 5947.20	49.76	68.20	-18.44	39.39	34.29	14.00	37.92	0.00	100	235	PEAK	Blank
Limit	Read	Ant	Cable	Preamp	Aux	APos	TPos	Remark																																																														
Freq	Level	Line	Margin	Level	Factor	Loss	Factor	Factor	cm	deg																																																												
1 5854.80	48.01	111.27	-63.26	38.08	34.02	13.85	37.94	0.00	100	235	PEAK																																																											
2 5874.60	49.29	105.31	-56.02	39.25	34.10	13.88	37.94	0.00	100	235	PEAK																																																											
3 5924.43	48.95	68.62	-19.67	38.67	34.25	13.96	37.93	0.00	100	235	PEAK																																																											
4 5947.20	49.76	68.20	-18.44	39.39	34.29	14.00	37.92	0.00	100	235	PEAK																																																											



Mode	31																																																																																																																																							
	Harmonic																																																																																																																																							
	U-NII-3_5.725-5.85_802.11a_CH157_5785MHz																																																																																																																																							
ANT	1																																																																																																																																							
Pol.	Horizontal	Vertical																																																																																																																																						
Peak Avg	<p>Site : 03CH20-HY Condition: PEAK(UNII) 3m HF_91200_02360_231030 HORIZONTAL</p> <table border="1"> <thead> <tr> <th>Limit</th> <th>Read</th> <th>Ant</th> <th>Cable</th> <th>Preamp</th> <th>Aux</th> <th>APos</th> <th>TPos</th> <th>Remark</th> </tr> <tr> <th>Freq</th> <th>Level</th> <th>Line Margin</th> <th>Level</th> <th>Factor</th> <th>Loss Factor</th> <th>Factor</th> <th></th> <th></th> </tr> <tr> <th>MHz</th> <th>dBuV/m</th> <th>dBuV/m</th> <th>dB</th> <th>dBuV</th> <th>dB/m</th> <th>dB</th> <th>dB</th> <th>cm</th> <th>deg</th> </tr> </thead> <tbody> <tr> <td>1</td> <td>11570.00</td> <td>51.95</td> <td>74.00</td> <td>-22.05</td> <td>35.04</td> <td>38.82</td> <td>19.53</td> <td>42.71</td> <td>0.47</td> <td>244</td> <td>360</td> <td>PEAK</td> </tr> <tr> <td>2</td> <td>11570.00</td> <td>41.92</td> <td>54.00</td> <td>-12.08</td> <td>25.81</td> <td>38.82</td> <td>19.53</td> <td>42.71</td> <td>0.47</td> <td>244</td> <td>360</td> <td>Average</td> </tr> <tr> <td>3</td> <td>17355.00</td> <td>53.22</td> <td>68.20</td> <td>-14.98</td> <td>35.11</td> <td>38.33</td> <td>24.14</td> <td>44.88</td> <td>0.52</td> <td>--</td> <td>--</td> <td>PEAK</td> </tr> </tbody> </table>	Limit	Read	Ant	Cable	Preamp	Aux	APos	TPos	Remark	Freq	Level	Line Margin	Level	Factor	Loss Factor	Factor			MHz	dBuV/m	dBuV/m	dB	dBuV	dB/m	dB	dB	cm	deg	1	11570.00	51.95	74.00	-22.05	35.04	38.82	19.53	42.71	0.47	244	360	PEAK	2	11570.00	41.92	54.00	-12.08	25.81	38.82	19.53	42.71	0.47	244	360	Average	3	17355.00	53.22	68.20	-14.98	35.11	38.33	24.14	44.88	0.52	--	--	PEAK	<p>Site : 03CH20-HY Condition: PEAK(UNII) 3m HF_91200_02360_231030 VERTICAL</p> <table border="1"> <thead> <tr> <th>Limit</th> <th>Read</th> <th>Ant</th> <th>Cable</th> <th>Preamp</th> <th>Aux</th> <th>APos</th> <th>TPos</th> <th>Remark</th> </tr> <tr> <th>Freq</th> <th>Level</th> <th>Line Margin</th> <th>Level</th> <th>Factor</th> <th>Loss Factor</th> <th>Factor</th> <th></th> <th></th> </tr> <tr> <th>MHz</th> <th>dBuV/m</th> <th>dBuV/m</th> <th>dB</th> <th>dBuV</th> <th>dB/m</th> <th>dB</th> <th>dB</th> <th>cm</th> <th>deg</th> </tr> </thead> <tbody> <tr> <td>1</td> <td>11570.00</td> <td>51.13</td> <td>74.00</td> <td>-22.87</td> <td>35.02</td> <td>38.82</td> <td>19.53</td> <td>42.71</td> <td>0.47</td> <td>122</td> <td>88</td> <td>PEAK</td> </tr> <tr> <td>2</td> <td>11570.00</td> <td>41.72</td> <td>54.00</td> <td>-12.28</td> <td>25.61</td> <td>38.82</td> <td>19.53</td> <td>42.71</td> <td>0.47</td> <td>122</td> <td>88</td> <td>Average</td> </tr> <tr> <td>3</td> <td>17355.00</td> <td>52.92</td> <td>68.20</td> <td>-15.28</td> <td>34.81</td> <td>38.33</td> <td>24.14</td> <td>44.88</td> <td>0.52</td> <td>--</td> <td>--</td> <td>PEAK</td> </tr> </tbody> </table>	Limit	Read	Ant	Cable	Preamp	Aux	APos	TPos	Remark	Freq	Level	Line Margin	Level	Factor	Loss Factor	Factor			MHz	dBuV/m	dBuV/m	dB	dBuV	dB/m	dB	dB	cm	deg	1	11570.00	51.13	74.00	-22.87	35.02	38.82	19.53	42.71	0.47	122	88	PEAK	2	11570.00	41.72	54.00	-12.28	25.61	38.82	19.53	42.71	0.47	122	88	Average	3	17355.00	52.92	68.20	-15.28	34.81	38.33	24.14	44.88	0.52	--	--	PEAK
Limit	Read	Ant	Cable	Preamp	Aux	APos	TPos	Remark																																																																																																																																
Freq	Level	Line Margin	Level	Factor	Loss Factor	Factor																																																																																																																																		
MHz	dBuV/m	dBuV/m	dB	dBuV	dB/m	dB	dB	cm	deg																																																																																																																															
1	11570.00	51.95	74.00	-22.05	35.04	38.82	19.53	42.71	0.47	244	360	PEAK																																																																																																																												
2	11570.00	41.92	54.00	-12.08	25.81	38.82	19.53	42.71	0.47	244	360	Average																																																																																																																												
3	17355.00	53.22	68.20	-14.98	35.11	38.33	24.14	44.88	0.52	--	--	PEAK																																																																																																																												
Limit	Read	Ant	Cable	Preamp	Aux	APos	TPos	Remark																																																																																																																																
Freq	Level	Line Margin	Level	Factor	Loss Factor	Factor																																																																																																																																		
MHz	dBuV/m	dBuV/m	dB	dBuV	dB/m	dB	dB	cm	deg																																																																																																																															
1	11570.00	51.13	74.00	-22.87	35.02	38.82	19.53	42.71	0.47	122	88	PEAK																																																																																																																												
2	11570.00	41.72	54.00	-12.28	25.61	38.82	19.53	42.71	0.47	122	88	Average																																																																																																																												
3	17355.00	52.92	68.20	-15.28	34.81	38.33	24.14	44.88	0.52	--	--	PEAK																																																																																																																												



Mode	31	
ANT	1	
Pol.	Harmonic	
ANT	U-NII-3_5.725-5.85_802.11a_CH157_5785MHz	
Pol.	Horizontal	Vertical
14.47G ~14.5G Avg	 <p>Site : 03CH20-HY Condition: AVG_54 3m HF_91200_02360_231030 HORIZONTAL</p>	 <p>Site : 03CH20-HY Condition: AVG_54 3m HF_91200_02360_231030 VERTICAL</p>
17.7G ~18G Avg	 <p>Site : 03CH20-HY Condition: AVG_54 3m HF_91200_02360_231030 HORIZONTAL</p>	 <p>Site : 03CH20-HY Condition: AVG_54 3m HF_91200_02360_231030 VERTICAL</p>



Mode	32																																																																																																										
	Band Edge																																																																																																										
	U-NII-3_5.725-5.85_802.11a_CH165_5825MHZ																																																																																																										
ANT	1																																																																																																										
Pol.	Horizontal	Fundamental																																																																																																									
Peak	<p>Site : 03CH20-HY Condition: PEAK_BE(B4)_16-24 3m HF_91200_02360_231030 HORIZONTAL : RBW:1000.000kHz VBW:3000.000kHz SWT:Auto</p> <table border="1"> <thead> <tr> <th></th> <th>Limit</th> <th>Read</th> <th>Ant</th> <th>Cable</th> <th>Preamp</th> <th>Aux</th> <th>APos</th> <th>TPos</th> <th>Remark</th> </tr> <tr> <th>Freq</th> <th>Level</th> <th>Line Margin</th> <th>Level</th> <th>Factor</th> <th>Loss Factor</th> <th>Factor</th> <th>dB</th> <th>cm</th> <th>deg</th> </tr> </thead> <tbody> <tr> <td>1</td> <td>5854.75</td> <td>49.57</td> <td>111.37</td> <td>-61.80</td> <td>39.64</td> <td>34.02</td> <td>13.85</td> <td>37.94</td> <td>0.00</td> <td>100</td> <td>18</td> <td>PEAK</td> </tr> <tr> <td>2</td> <td>5872.50</td> <td>49.63</td> <td>105.90</td> <td>-56.27</td> <td>39.60</td> <td>34.09</td> <td>13.88</td> <td>37.94</td> <td>0.00</td> <td>100</td> <td>18</td> <td>PEAK</td> </tr> <tr> <td>3</td> <td>5925.00</td> <td>49.25</td> <td>68.20</td> <td>-18.95</td> <td>38.97</td> <td>34.25</td> <td>13.96</td> <td>37.93</td> <td>0.00</td> <td>100</td> <td>18</td> <td>PEAK</td> </tr> <tr> <td>4</td> <td>5948.38</td> <td>50.51</td> <td>68.20</td> <td>-17.69</td> <td>40.13</td> <td>34.30</td> <td>14.00</td> <td>37.92</td> <td>0.00</td> <td>100</td> <td>18</td> <td>PEAK</td> </tr> </tbody> </table>		Limit	Read	Ant	Cable	Preamp	Aux	APos	TPos	Remark	Freq	Level	Line Margin	Level	Factor	Loss Factor	Factor	dB	cm	deg	1	5854.75	49.57	111.37	-61.80	39.64	34.02	13.85	37.94	0.00	100	18	PEAK	2	5872.50	49.63	105.90	-56.27	39.60	34.09	13.88	37.94	0.00	100	18	PEAK	3	5925.00	49.25	68.20	-18.95	38.97	34.25	13.96	37.93	0.00	100	18	PEAK	4	5948.38	50.51	68.20	-17.69	40.13	34.30	14.00	37.92	0.00	100	18	PEAK	<p>Site : 03CH20-HY Condition: PEAK(U-NII) 3m HF_91200_02360_231030 HORIZONTAL : RBW:1000.000kHz VBW:3000.000kHz SWT:Auto</p> <table border="1"> <thead> <tr> <th></th> <th>Limit</th> <th>Read</th> <th>Ant</th> <th>Cable</th> <th>Preamp</th> <th>Aux</th> <th>APos</th> <th>TPos</th> <th>Remark</th> </tr> <tr> <th>Freq</th> <th>Level</th> <th>Line Margin</th> <th>Level</th> <th>Factor</th> <th>Loss Factor</th> <th>Factor</th> <th>dB</th> <th>cm</th> <th>deg</th> </tr> </thead> <tbody> <tr> <td>1</td> <td>5825.00</td> <td>101.74</td> <td>-----</td> <td>-----</td> <td>91.96</td> <td>33.94</td> <td>13.79</td> <td>37.95</td> <td>0.00</td> <td>100</td> <td>18</td> <td>PEAK</td> </tr> </tbody> </table>		Limit	Read	Ant	Cable	Preamp	Aux	APos	TPos	Remark	Freq	Level	Line Margin	Level	Factor	Loss Factor	Factor	dB	cm	deg	1	5825.00	101.74	-----	-----	91.96	33.94	13.79	37.95	0.00	100	18	PEAK
	Limit	Read	Ant	Cable	Preamp	Aux	APos	TPos	Remark																																																																																																		
Freq	Level	Line Margin	Level	Factor	Loss Factor	Factor	dB	cm	deg																																																																																																		
1	5854.75	49.57	111.37	-61.80	39.64	34.02	13.85	37.94	0.00	100	18	PEAK																																																																																															
2	5872.50	49.63	105.90	-56.27	39.60	34.09	13.88	37.94	0.00	100	18	PEAK																																																																																															
3	5925.00	49.25	68.20	-18.95	38.97	34.25	13.96	37.93	0.00	100	18	PEAK																																																																																															
4	5948.38	50.51	68.20	-17.69	40.13	34.30	14.00	37.92	0.00	100	18	PEAK																																																																																															
	Limit	Read	Ant	Cable	Preamp	Aux	APos	TPos	Remark																																																																																																		
Freq	Level	Line Margin	Level	Factor	Loss Factor	Factor	dB	cm	deg																																																																																																		
1	5825.00	101.74	-----	-----	91.96	33.94	13.79	37.95	0.00	100	18	PEAK																																																																																															
Avg	Blank	<p>Site : 03CH20-HY Condition: AVG_54 3m HF_91200_02360_231030 HORIZONTAL : RBW:1000.000kHz VBW:0.750kHz SWT:Auto</p> <table border="1"> <thead> <tr> <th></th> <th>Limit</th> <th>Read</th> <th>Ant</th> <th>Cable</th> <th>Preamp</th> <th>Aux</th> <th>APos</th> <th>TPos</th> <th>Remark</th> </tr> <tr> <th>Freq</th> <th>Level</th> <th>Line Margin</th> <th>Level</th> <th>Factor</th> <th>Loss Factor</th> <th>Factor</th> <th>dB</th> <th>cm</th> <th>deg</th> </tr> </thead> <tbody> <tr> <td>1</td> <td>5825.00</td> <td>95.29</td> <td>-----</td> <td>-----</td> <td>85.49</td> <td>33.95</td> <td>13.80</td> <td>37.95</td> <td>0.00</td> <td>100</td> <td>18</td> <td>AVERAGE</td> </tr> </tbody> </table>		Limit	Read	Ant	Cable	Preamp	Aux	APos	TPos	Remark	Freq	Level	Line Margin	Level	Factor	Loss Factor	Factor	dB	cm	deg	1	5825.00	95.29	-----	-----	85.49	33.95	13.80	37.95	0.00	100	18	AVERAGE																																																																								
	Limit	Read	Ant	Cable	Preamp	Aux	APos	TPos	Remark																																																																																																		
Freq	Level	Line Margin	Level	Factor	Loss Factor	Factor	dB	cm	deg																																																																																																		
1	5825.00	95.29	-----	-----	85.49	33.95	13.80	37.95	0.00	100	18	AVERAGE																																																																																															

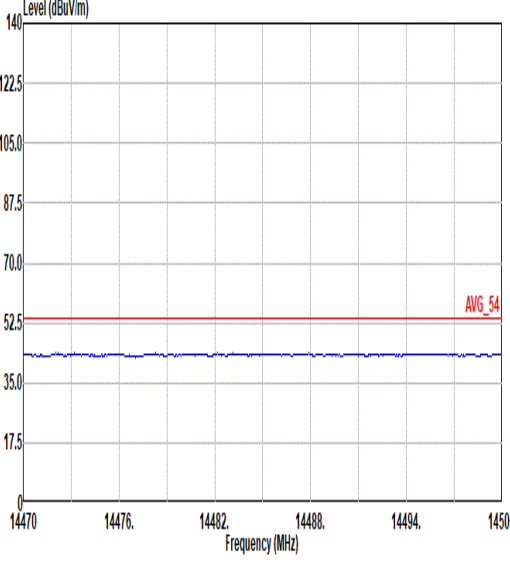
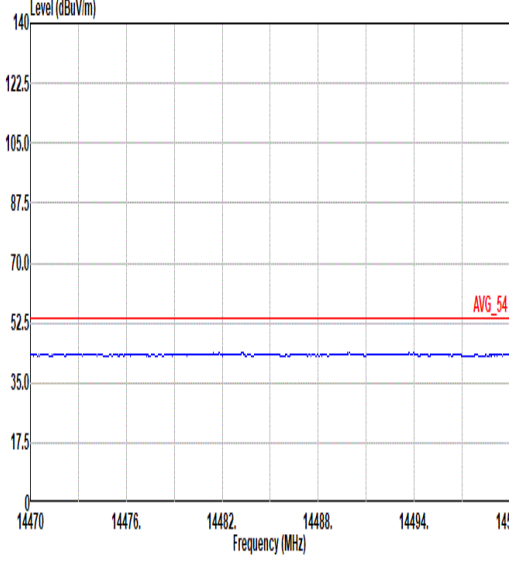
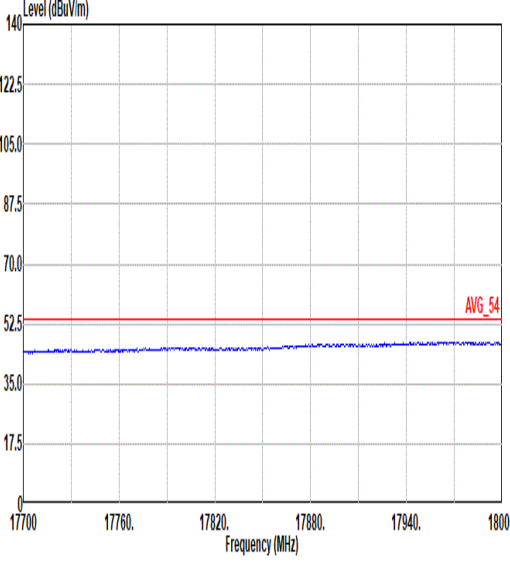
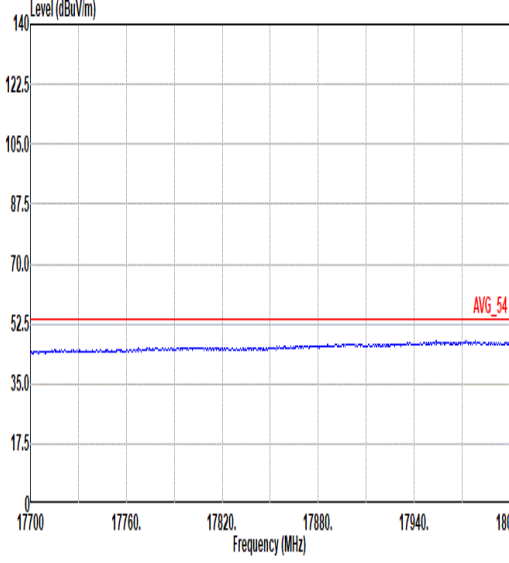


Mode	32																																																																																																																																
	Band Edge																																																																																																																																
	U-NII-3_5.725-5.85_802.11a_CH165_5825MHz																																																																																																																																
ANT	1																																																																																																																																
Pol.	Vertical	Fundamental																																																																																																																															
Peak	<p>Site : 03CH20-HY Condition: PEAK_BE(B4)_16-24 3m HF_91200_02360_231030 VERTICAL : RBW:1000.000kHz VBW:3000.000kHz SWT:Auto</p> <table border="1"> <thead> <tr> <th></th> <th>Limit</th> <th>Read</th> <th>Ant</th> <th>Cable</th> <th>Preamp</th> <th>Aux</th> <th>APos</th> <th>TPos</th> <th></th> </tr> <tr> <th>Freq</th> <th>Level</th> <th>Line Margin</th> <th>Level</th> <th>Factor</th> <th>Loss Factor</th> <th>Factor</th> <th></th> <th></th> <th>Remark</th> </tr> <tr> <th></th> <th>MHz</th> <th>dBuV/m</th> <th>dBuV/m</th> <th>dB</th> <th>dBuV</th> <th>dB/m</th> <th>dB</th> <th>dB</th> <th>cm</th> <th>deg</th> </tr> </thead> <tbody> <tr> <td>1</td> <td>5854.75</td> <td>49.48</td> <td>111.37</td> <td>-61.89</td> <td>39.55</td> <td>34.02</td> <td>13.85</td> <td>37.94</td> <td>0.00</td> <td>100</td> <td>240</td> <td>PEAK</td> </tr> <tr> <td>2</td> <td>5874.50</td> <td>49.35</td> <td>105.34</td> <td>-55.99</td> <td>39.31</td> <td>34.10</td> <td>13.88</td> <td>37.94</td> <td>0.00</td> <td>100</td> <td>240</td> <td>PEAK</td> </tr> <tr> <td>3</td> <td>5924.63</td> <td>49.84</td> <td>68.48</td> <td>-18.64</td> <td>39.56</td> <td>34.25</td> <td>13.96</td> <td>37.93</td> <td>0.00</td> <td>100</td> <td>240</td> <td>PEAK</td> </tr> <tr> <td>4</td> <td>5928.13</td> <td>50.76</td> <td>68.20</td> <td>-17.44</td> <td>40.46</td> <td>34.26</td> <td>13.97</td> <td>37.93</td> <td>0.00</td> <td>100</td> <td>240</td> <td>PEAK</td> </tr> </tbody> </table>		Limit	Read	Ant	Cable	Preamp	Aux	APos	TPos		Freq	Level	Line Margin	Level	Factor	Loss Factor	Factor			Remark		MHz	dBuV/m	dBuV/m	dB	dBuV	dB/m	dB	dB	cm	deg	1	5854.75	49.48	111.37	-61.89	39.55	34.02	13.85	37.94	0.00	100	240	PEAK	2	5874.50	49.35	105.34	-55.99	39.31	34.10	13.88	37.94	0.00	100	240	PEAK	3	5924.63	49.84	68.48	-18.64	39.56	34.25	13.96	37.93	0.00	100	240	PEAK	4	5928.13	50.76	68.20	-17.44	40.46	34.26	13.97	37.93	0.00	100	240	PEAK	<p>Site : 03CH20-HY Condition: PEAK(U-NII) 3m HF_91200_02360_231030 VERTICAL : RBW:1000.000kHz VBW:3000.000kHz SWT:Auto</p> <table border="1"> <thead> <tr> <th></th> <th>Limit</th> <th>Read</th> <th>Ant</th> <th>Cable</th> <th>Preamp</th> <th>Aux</th> <th>APos</th> <th>TPos</th> <th></th> </tr> <tr> <th>Freq</th> <th>Level</th> <th>Line Margin</th> <th>Level</th> <th>Factor</th> <th>Loss Factor</th> <th>Factor</th> <th></th> <th></th> <th>Remark</th> </tr> <tr> <th></th> <th>MHz</th> <th>dBuV/m</th> <th>dBuV/m</th> <th>dB</th> <th>dBuV</th> <th>dB/m</th> <th>dB</th> <th>dB</th> <th>cm</th> <th>deg</th> </tr> </thead> <tbody> <tr> <td>1</td> <td>5825.00</td> <td>98.70</td> <td>-----</td> <td>-----</td> <td>88.90</td> <td>33.95</td> <td>13.80</td> <td>37.95</td> <td>0.00</td> <td>100</td> <td>240</td> <td>PEAK</td> </tr> </tbody> </table>		Limit	Read	Ant	Cable	Preamp	Aux	APos	TPos		Freq	Level	Line Margin	Level	Factor	Loss Factor	Factor			Remark		MHz	dBuV/m	dBuV/m	dB	dBuV	dB/m	dB	dB	cm	deg	1	5825.00	98.70	-----	-----	88.90	33.95	13.80	37.95	0.00	100	240	PEAK
	Limit	Read	Ant	Cable	Preamp	Aux	APos	TPos																																																																																																																									
Freq	Level	Line Margin	Level	Factor	Loss Factor	Factor			Remark																																																																																																																								
	MHz	dBuV/m	dBuV/m	dB	dBuV	dB/m	dB	dB	cm	deg																																																																																																																							
1	5854.75	49.48	111.37	-61.89	39.55	34.02	13.85	37.94	0.00	100	240	PEAK																																																																																																																					
2	5874.50	49.35	105.34	-55.99	39.31	34.10	13.88	37.94	0.00	100	240	PEAK																																																																																																																					
3	5924.63	49.84	68.48	-18.64	39.56	34.25	13.96	37.93	0.00	100	240	PEAK																																																																																																																					
4	5928.13	50.76	68.20	-17.44	40.46	34.26	13.97	37.93	0.00	100	240	PEAK																																																																																																																					
	Limit	Read	Ant	Cable	Preamp	Aux	APos	TPos																																																																																																																									
Freq	Level	Line Margin	Level	Factor	Loss Factor	Factor			Remark																																																																																																																								
	MHz	dBuV/m	dBuV/m	dB	dBuV	dB/m	dB	dB	cm	deg																																																																																																																							
1	5825.00	98.70	-----	-----	88.90	33.95	13.80	37.95	0.00	100	240	PEAK																																																																																																																					
Avg	Blank	<p>Site : 03CH20-HY Condition: AVG_54 3m HF_91200_02360_231030 VERTICAL : RBW:1000.000kHz VBW:0.750kHz SWT:Auto</p> <table border="1"> <thead> <tr> <th></th> <th>Limit</th> <th>Read</th> <th>Ant</th> <th>Cable</th> <th>Preamp</th> <th>Aux</th> <th>APos</th> <th>TPos</th> <th></th> </tr> <tr> <th>Freq</th> <th>Level</th> <th>Line Margin</th> <th>Level</th> <th>Factor</th> <th>Loss Factor</th> <th>Factor</th> <th></th> <th></th> <th>Remark</th> </tr> <tr> <th></th> <th>MHz</th> <th>dBuV/m</th> <th>dBuV/m</th> <th>dB</th> <th>dBuV</th> <th>dB/m</th> <th>dB</th> <th>dB</th> <th>cm</th> <th>deg</th> </tr> </thead> <tbody> <tr> <td>1</td> <td>5825.00</td> <td>91.27</td> <td>-----</td> <td>-----</td> <td>81.47</td> <td>33.95</td> <td>13.80</td> <td>37.95</td> <td>0.00</td> <td>100</td> <td>240</td> <td>AVERAGE</td> </tr> </tbody> </table>		Limit	Read	Ant	Cable	Preamp	Aux	APos	TPos		Freq	Level	Line Margin	Level	Factor	Loss Factor	Factor			Remark		MHz	dBuV/m	dBuV/m	dB	dBuV	dB/m	dB	dB	cm	deg	1	5825.00	91.27	-----	-----	81.47	33.95	13.80	37.95	0.00	100	240	AVERAGE																																																																																			
	Limit	Read	Ant	Cable	Preamp	Aux	APos	TPos																																																																																																																									
Freq	Level	Line Margin	Level	Factor	Loss Factor	Factor			Remark																																																																																																																								
	MHz	dBuV/m	dBuV/m	dB	dBuV	dB/m	dB	dB	cm	deg																																																																																																																							
1	5825.00	91.27	-----	-----	81.47	33.95	13.80	37.95	0.00	100	240	AVERAGE																																																																																																																					



Mode	32																																																																																																																																	
	Harmonic																																																																																																																																	
	U-NII-3_5.725-5.85_802.11a_CH165_5825MHz																																																																																																																																	
ANT	1																																																																																																																																	
Pol.	Horizontal	Vertical																																																																																																																																
Peak Avg	<p>Site : 03CH20-HY Condition: PEAK(UNII) 3m HF_91200_02360_231030 HORIZONTAL</p> <table border="1"> <thead> <tr> <th>Limit</th> <th>Read</th> <th>Ant</th> <th>Cable</th> <th>Preamp</th> <th>Aux</th> <th>APos</th> <th>TPos</th> <th>Remark</th> </tr> <tr> <th>Freq</th> <th>Level</th> <th>Line Margin</th> <th>Level</th> <th>Factor</th> <th>Loss Factor</th> <th>Factor</th> <th></th> <th></th> </tr> <tr> <th>MHz</th> <th>dBuV/m</th> <th>dBuV/m</th> <th>dB</th> <th>dBuV</th> <th>dB/m</th> <th>dB</th> <th>dB</th> <th>cm</th> <th>deg</th> </tr> </thead> <tbody> <tr> <td>1 11650.00</td> <td>51.10</td> <td>74.00</td> <td>-22.90</td> <td>35.22</td> <td>38.60</td> <td>19.60</td> <td>42.78</td> <td>0.46</td> <td>248</td> <td>318</td> <td>PEAK</td> </tr> <tr> <td>2 11650.00</td> <td>41.67</td> <td>54.00</td> <td>-12.33</td> <td>25.79</td> <td>38.60</td> <td>19.60</td> <td>42.78</td> <td>0.46</td> <td>248</td> <td>318</td> <td>Average</td> </tr> <tr> <td>3 17475.00</td> <td>53.73</td> <td>68.20</td> <td>-14.47</td> <td>35.37</td> <td>38.60</td> <td>24.22</td> <td>44.99</td> <td>0.53</td> <td>--</td> <td>--</td> <td>PEAK</td> </tr> </tbody> </table>	Limit	Read	Ant	Cable	Preamp	Aux	APos	TPos	Remark	Freq	Level	Line Margin	Level	Factor	Loss Factor	Factor			MHz	dBuV/m	dBuV/m	dB	dBuV	dB/m	dB	dB	cm	deg	1 11650.00	51.10	74.00	-22.90	35.22	38.60	19.60	42.78	0.46	248	318	PEAK	2 11650.00	41.67	54.00	-12.33	25.79	38.60	19.60	42.78	0.46	248	318	Average	3 17475.00	53.73	68.20	-14.47	35.37	38.60	24.22	44.99	0.53	--	--	PEAK	<p>Site : 03CH20-HY Condition: PEAK(UNII) 3m HF_91200_02360_231030 VERTICAL</p> <table border="1"> <thead> <tr> <th>Limit</th> <th>Read</th> <th>Ant</th> <th>Cable</th> <th>Preamp</th> <th>Aux</th> <th>APos</th> <th>TPos</th> <th>Remark</th> </tr> <tr> <th>Freq</th> <th>Level</th> <th>Line Margin</th> <th>Level</th> <th>Factor</th> <th>Loss Factor</th> <th>Factor</th> <th></th> <th></th> </tr> <tr> <th>MHz</th> <th>dBuV/m</th> <th>dBuV/m</th> <th>dB</th> <th>dBuV</th> <th>dB/m</th> <th>dB</th> <th>dB</th> <th>cm</th> <th>deg</th> </tr> </thead> <tbody> <tr> <td>1 11650.00</td> <td>50.78</td> <td>74.00</td> <td>-23.22</td> <td>34.90</td> <td>38.60</td> <td>19.60</td> <td>42.78</td> <td>0.46</td> <td>115</td> <td>151</td> <td>PEAK</td> </tr> <tr> <td>2 11650.00</td> <td>41.69</td> <td>54.00</td> <td>-12.31</td> <td>25.81</td> <td>38.60</td> <td>19.60</td> <td>42.78</td> <td>0.46</td> <td>115</td> <td>151</td> <td>Average</td> </tr> <tr> <td>3 17475.00</td> <td>53.67</td> <td>68.20</td> <td>-14.53</td> <td>35.31</td> <td>38.60</td> <td>24.22</td> <td>44.99</td> <td>0.53</td> <td>--</td> <td>--</td> <td>PEAK</td> </tr> </tbody> </table>	Limit	Read	Ant	Cable	Preamp	Aux	APos	TPos	Remark	Freq	Level	Line Margin	Level	Factor	Loss Factor	Factor			MHz	dBuV/m	dBuV/m	dB	dBuV	dB/m	dB	dB	cm	deg	1 11650.00	50.78	74.00	-23.22	34.90	38.60	19.60	42.78	0.46	115	151	PEAK	2 11650.00	41.69	54.00	-12.31	25.81	38.60	19.60	42.78	0.46	115	151	Average	3 17475.00	53.67	68.20	-14.53	35.31	38.60	24.22	44.99	0.53	--	--	PEAK
Limit	Read	Ant	Cable	Preamp	Aux	APos	TPos	Remark																																																																																																																										
Freq	Level	Line Margin	Level	Factor	Loss Factor	Factor																																																																																																																												
MHz	dBuV/m	dBuV/m	dB	dBuV	dB/m	dB	dB	cm	deg																																																																																																																									
1 11650.00	51.10	74.00	-22.90	35.22	38.60	19.60	42.78	0.46	248	318	PEAK																																																																																																																							
2 11650.00	41.67	54.00	-12.33	25.79	38.60	19.60	42.78	0.46	248	318	Average																																																																																																																							
3 17475.00	53.73	68.20	-14.47	35.37	38.60	24.22	44.99	0.53	--	--	PEAK																																																																																																																							
Limit	Read	Ant	Cable	Preamp	Aux	APos	TPos	Remark																																																																																																																										
Freq	Level	Line Margin	Level	Factor	Loss Factor	Factor																																																																																																																												
MHz	dBuV/m	dBuV/m	dB	dBuV	dB/m	dB	dB	cm	deg																																																																																																																									
1 11650.00	50.78	74.00	-23.22	34.90	38.60	19.60	42.78	0.46	115	151	PEAK																																																																																																																							
2 11650.00	41.69	54.00	-12.31	25.81	38.60	19.60	42.78	0.46	115	151	Average																																																																																																																							
3 17475.00	53.67	68.20	-14.53	35.31	38.60	24.22	44.99	0.53	--	--	PEAK																																																																																																																							



Mode	32	
	Harmonic	
	U-NII-3_5.725-5.85_802.11a_CH165_5825MHz	
ANT	1	
Pol.	Horizontal	Vertical
14.47G ~14.5G Avg	 <p>Site : 03CH20-HY Condition: AVG_54 3m HF_91200_02360_231030 HORIZONTAL</p>	 <p>Site : 03CH20-HY Condition: AVG_54 3m HF_91200_02360_231030 VERTICAL</p>
17.7G ~18G Avg	 <p>Site : 03CH20-HY Condition: AVG_54 3m HF_91200_02360_231030 HORIZONTAL</p>	 <p>Site : 03CH20-HY Condition: AVG_54 3m HF_91200_02360_231030 VERTICAL</p>



Mode	33																																																																																																																														
	Band Edge																																																																																																																														
	U-NII-3_5.725-5.85_802.11ac VHT20_CH149_5745MHz																																																																																																																														
ANT	1																																																																																																																														
Pol.	Horizontal	Fundamental																																																																																																																													
Peak	<p>Site : 03CH20-HY Condition: PEAK_BE(B4)_16-24 3m HF_91200_02360_231030 HORIZONTAL : RBW:1000.000kHz VBW:3000.000kHz SWT:Auto</p> <table border="1"> <thead> <tr> <th></th> <th>Limit</th> <th>Read</th> <th>Ant</th> <th>Cable</th> <th>Preamp</th> <th>Aux</th> <th>APos</th> <th>TPos</th> <th>Remark</th> </tr> <tr> <th></th> <th>Freq</th> <th>Level</th> <th>Line Margin</th> <th>Level</th> <th>Factor</th> <th>Loss Factor</th> <th>Factor</th> <th></th> <th></th> </tr> <tr> <th></th> <th>MHz</th> <th>dBuV/m</th> <th>dBuV/m</th> <th>dB</th> <th>dBuV</th> <th>dB/m</th> <th>dB</th> <th>dB</th> <th>cm</th> </tr> </thead> <tbody> <tr> <td>1</td> <td>5645.53</td> <td>50.60</td> <td>68.20</td> <td>-17.60</td> <td>41.97</td> <td>33.00</td> <td>13.55</td> <td>38.00</td> <td>0.00</td> <td>111</td> <td>12</td> <td>PEAK</td> </tr> <tr> <td>2</td> <td>5650.03</td> <td>48.95</td> <td>68.22</td> <td>-19.27</td> <td>40.28</td> <td>33.10</td> <td>13.56</td> <td>37.99</td> <td>0.00</td> <td>111</td> <td>12</td> <td>PEAK</td> </tr> <tr> <td>3</td> <td>5719.77</td> <td>58.55</td> <td>110.74</td> <td>-52.19</td> <td>49.34</td> <td>33.54</td> <td>13.65</td> <td>37.98</td> <td>0.00</td> <td>111</td> <td>12</td> <td>PEAK</td> </tr> <tr> <td>4</td> <td>5721.08</td> <td>58.55</td> <td>113.25</td> <td>-54.70</td> <td>49.34</td> <td>33.54</td> <td>13.65</td> <td>37.98</td> <td>0.00</td> <td>111</td> <td>12</td> <td>PEAK</td> </tr> </tbody> </table>		Limit	Read	Ant	Cable	Preamp	Aux	APos	TPos	Remark		Freq	Level	Line Margin	Level	Factor	Loss Factor	Factor				MHz	dBuV/m	dBuV/m	dB	dBuV	dB/m	dB	dB	cm	1	5645.53	50.60	68.20	-17.60	41.97	33.00	13.55	38.00	0.00	111	12	PEAK	2	5650.03	48.95	68.22	-19.27	40.28	33.10	13.56	37.99	0.00	111	12	PEAK	3	5719.77	58.55	110.74	-52.19	49.34	33.54	13.65	37.98	0.00	111	12	PEAK	4	5721.08	58.55	113.25	-54.70	49.34	33.54	13.65	37.98	0.00	111	12	PEAK	<p>Site : 03CH20-HY Condition: PEAK(U-NII) 3m HF_91200_02360_231030 HORIZONTAL : RBW:1000.000kHz VBW:3000.000kHz SWT:Auto</p> <table border="1"> <thead> <tr> <th></th> <th>Limit</th> <th>Read</th> <th>Ant</th> <th>Cable</th> <th>Preamp</th> <th>Aux</th> <th>APos</th> <th>TPos</th> <th>Remark</th> </tr> <tr> <th></th> <th>Freq</th> <th>Level</th> <th>Line Margin</th> <th>Level</th> <th>Factor</th> <th>Loss Factor</th> <th>Factor</th> <th></th> <th></th> </tr> <tr> <th></th> <th>MHz</th> <th>dBuV/m</th> <th>dBuV/m</th> <th>dB</th> <th>dBuV</th> <th>dB/m</th> <th>dB</th> <th>dB</th> <th>cm</th> </tr> </thead> <tbody> <tr> <td>1</td> <td>5745.00</td> <td>103.40</td> <td>-----</td> <td>-----</td> <td>94.09</td> <td>33.59</td> <td>13.69</td> <td>37.97</td> <td>0.00</td> <td>111</td> <td>12</td> <td>PEAK</td> </tr> </tbody> </table>		Limit	Read	Ant	Cable	Preamp	Aux	APos	TPos	Remark		Freq	Level	Line Margin	Level	Factor	Loss Factor	Factor				MHz	dBuV/m	dBuV/m	dB	dBuV	dB/m	dB	dB	cm	1	5745.00	103.40	-----	-----	94.09	33.59	13.69	37.97	0.00	111	12	PEAK
	Limit	Read	Ant	Cable	Preamp	Aux	APos	TPos	Remark																																																																																																																						
	Freq	Level	Line Margin	Level	Factor	Loss Factor	Factor																																																																																																																								
	MHz	dBuV/m	dBuV/m	dB	dBuV	dB/m	dB	dB	cm																																																																																																																						
1	5645.53	50.60	68.20	-17.60	41.97	33.00	13.55	38.00	0.00	111	12	PEAK																																																																																																																			
2	5650.03	48.95	68.22	-19.27	40.28	33.10	13.56	37.99	0.00	111	12	PEAK																																																																																																																			
3	5719.77	58.55	110.74	-52.19	49.34	33.54	13.65	37.98	0.00	111	12	PEAK																																																																																																																			
4	5721.08	58.55	113.25	-54.70	49.34	33.54	13.65	37.98	0.00	111	12	PEAK																																																																																																																			
	Limit	Read	Ant	Cable	Preamp	Aux	APos	TPos	Remark																																																																																																																						
	Freq	Level	Line Margin	Level	Factor	Loss Factor	Factor																																																																																																																								
	MHz	dBuV/m	dBuV/m	dB	dBuV	dB/m	dB	dB	cm																																																																																																																						
1	5745.00	103.40	-----	-----	94.09	33.59	13.69	37.97	0.00	111	12	PEAK																																																																																																																			
Avg	Blank	<p>Site : 03CH20-HY Condition: AVG_54 3m HF_91200_02360_231030 HORIZONTAL : RBW:1000.000kHz VBW:0.820kHz SWT:Auto</p> <table border="1"> <thead> <tr> <th></th> <th>Limit</th> <th>Read</th> <th>Ant</th> <th>Cable</th> <th>Preamp</th> <th>Aux</th> <th>APos</th> <th>TPos</th> <th>Remark</th> </tr> <tr> <th></th> <th>Freq</th> <th>Level</th> <th>Line Margin</th> <th>Level</th> <th>Factor</th> <th>Loss Factor</th> <th>Factor</th> <th></th> <th></th> </tr> <tr> <th></th> <th>MHz</th> <th>dBuV/m</th> <th>dBuV/m</th> <th>dB</th> <th>dBuV</th> <th>dB/m</th> <th>dB</th> <th>dB</th> <th>cm</th> </tr> </thead> <tbody> <tr> <td>1</td> <td>5745.00</td> <td>96.19</td> <td>-----</td> <td>-----</td> <td>86.88</td> <td>33.59</td> <td>13.69</td> <td>37.97</td> <td>0.00</td> <td>111</td> <td>12</td> <td>AVERAGE</td> </tr> </tbody> </table>		Limit	Read	Ant	Cable	Preamp	Aux	APos	TPos	Remark		Freq	Level	Line Margin	Level	Factor	Loss Factor	Factor				MHz	dBuV/m	dBuV/m	dB	dBuV	dB/m	dB	dB	cm	1	5745.00	96.19	-----	-----	86.88	33.59	13.69	37.97	0.00	111	12	AVERAGE																																																																																		
	Limit	Read	Ant	Cable	Preamp	Aux	APos	TPos	Remark																																																																																																																						
	Freq	Level	Line Margin	Level	Factor	Loss Factor	Factor																																																																																																																								
	MHz	dBuV/m	dBuV/m	dB	dBuV	dB/m	dB	dB	cm																																																																																																																						
1	5745.00	96.19	-----	-----	86.88	33.59	13.69	37.97	0.00	111	12	AVERAGE																																																																																																																			

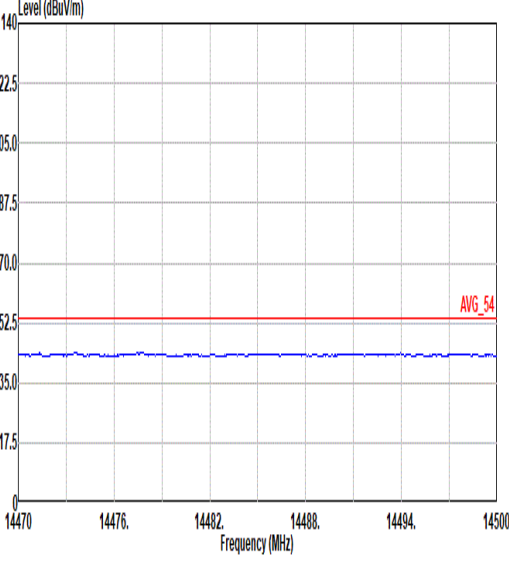
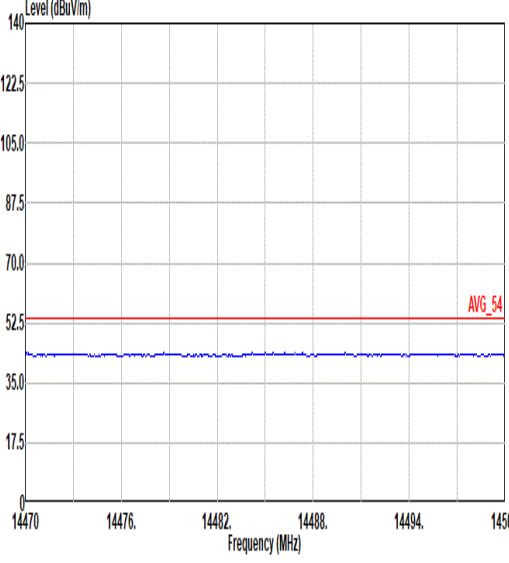
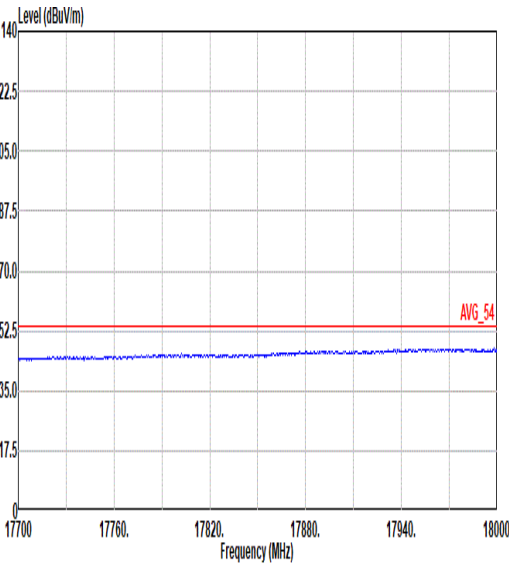
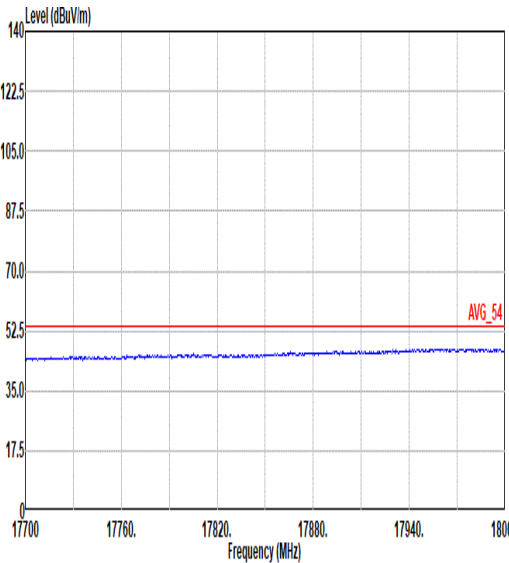


Mode	33																																																																																																																														
	Band Edge																																																																																																																														
	U-NII-3_5.725-5.85_802.11ac VHT20_CH149_5745MHz																																																																																																																														
ANT	1																																																																																																																														
Pol.	Vertical	Fundamental																																																																																																																													
Peak	<p>Level (dBuV/m) vs Frequency (MHz)</p> <p>Site : 03CH20-HY Condition: PEAK_BE(B4)_16-24 3m HF_91200_02360_231030 VERTICAL : RBW:1000.000kHz VBW:3000.000kHz SWT:Auto</p> <table border="1"> <thead> <tr> <th></th> <th>Limit</th> <th>Read</th> <th>Ant</th> <th>Cable</th> <th>Preamp</th> <th>Aux</th> <th>APos</th> <th>TPos</th> <th>Remark</th> </tr> <tr> <th></th> <th>Freq</th> <th>Level</th> <th>Line Margin</th> <th>Level</th> <th>Factor</th> <th>Loss Factor</th> <th>Factor</th> <th>Factor</th> <th></th> </tr> <tr> <th></th> <th>MHz</th> <th>dBuV/m</th> <th>dBuV/m</th> <th>dB</th> <th>dBuV</th> <th>dB/m</th> <th>dB</th> <th>dB</th> <th>cm</th> </tr> </thead> <tbody> <tr> <td>1</td> <td>5643.79</td> <td>49.81</td> <td>68.20</td> <td>-18.39</td> <td>41.18</td> <td>33.00</td> <td>13.55</td> <td>38.00</td> <td>0.00</td> <td>100</td> <td>237</td> <td>PEAK</td> </tr> <tr> <td>2</td> <td>5650.17</td> <td>48.20</td> <td>68.33</td> <td>-20.13</td> <td>39.53</td> <td>33.10</td> <td>13.56</td> <td>37.99</td> <td>0.00</td> <td>100</td> <td>237</td> <td>PEAK</td> </tr> <tr> <td>3</td> <td>5717.74</td> <td>55.61</td> <td>110.17</td> <td>-54.56</td> <td>46.40</td> <td>33.54</td> <td>13.65</td> <td>37.98</td> <td>0.00</td> <td>100</td> <td>237</td> <td>PEAK</td> </tr> <tr> <td>4</td> <td>5720.06</td> <td>53.09</td> <td>110.94</td> <td>-57.85</td> <td>43.88</td> <td>33.54</td> <td>13.65</td> <td>37.98</td> <td>0.00</td> <td>100</td> <td>237</td> <td>PEAK</td> </tr> </tbody> </table>		Limit	Read	Ant	Cable	Preamp	Aux	APos	TPos	Remark		Freq	Level	Line Margin	Level	Factor	Loss Factor	Factor	Factor			MHz	dBuV/m	dBuV/m	dB	dBuV	dB/m	dB	dB	cm	1	5643.79	49.81	68.20	-18.39	41.18	33.00	13.55	38.00	0.00	100	237	PEAK	2	5650.17	48.20	68.33	-20.13	39.53	33.10	13.56	37.99	0.00	100	237	PEAK	3	5717.74	55.61	110.17	-54.56	46.40	33.54	13.65	37.98	0.00	100	237	PEAK	4	5720.06	53.09	110.94	-57.85	43.88	33.54	13.65	37.98	0.00	100	237	PEAK	<p>Level (dBuV/m) vs Frequency (MHz)</p> <p>Site : 03CH20-HY Condition: PEAK(UNII) 3m HF_91200_02360_231030 VERTICAL : RBW:1000.000kHz VBW:3000.000kHz SWT:Auto</p> <table border="1"> <thead> <tr> <th></th> <th>Limit</th> <th>Read</th> <th>Ant</th> <th>Cable</th> <th>Preamp</th> <th>Aux</th> <th>APos</th> <th>TPos</th> <th>Remark</th> </tr> <tr> <th></th> <th>Freq</th> <th>Level</th> <th>Line Margin</th> <th>Level</th> <th>Factor</th> <th>Loss Factor</th> <th>Factor</th> <th>Factor</th> <th></th> </tr> <tr> <th></th> <th>MHz</th> <th>dBuV/m</th> <th>dBuV/m</th> <th>dB</th> <th>dBuV</th> <th>dB/m</th> <th>dB</th> <th>dB</th> <th>cm</th> </tr> </thead> <tbody> <tr> <td>1</td> <td>5745.00</td> <td>100.68</td> <td>-----</td> <td>-----</td> <td>91.37</td> <td>33.59</td> <td>13.69</td> <td>37.97</td> <td>0.00</td> <td>100</td> <td>237</td> <td>PEAK</td> </tr> </tbody> </table>		Limit	Read	Ant	Cable	Preamp	Aux	APos	TPos	Remark		Freq	Level	Line Margin	Level	Factor	Loss Factor	Factor	Factor			MHz	dBuV/m	dBuV/m	dB	dBuV	dB/m	dB	dB	cm	1	5745.00	100.68	-----	-----	91.37	33.59	13.69	37.97	0.00	100	237	PEAK
	Limit	Read	Ant	Cable	Preamp	Aux	APos	TPos	Remark																																																																																																																						
	Freq	Level	Line Margin	Level	Factor	Loss Factor	Factor	Factor																																																																																																																							
	MHz	dBuV/m	dBuV/m	dB	dBuV	dB/m	dB	dB	cm																																																																																																																						
1	5643.79	49.81	68.20	-18.39	41.18	33.00	13.55	38.00	0.00	100	237	PEAK																																																																																																																			
2	5650.17	48.20	68.33	-20.13	39.53	33.10	13.56	37.99	0.00	100	237	PEAK																																																																																																																			
3	5717.74	55.61	110.17	-54.56	46.40	33.54	13.65	37.98	0.00	100	237	PEAK																																																																																																																			
4	5720.06	53.09	110.94	-57.85	43.88	33.54	13.65	37.98	0.00	100	237	PEAK																																																																																																																			
	Limit	Read	Ant	Cable	Preamp	Aux	APos	TPos	Remark																																																																																																																						
	Freq	Level	Line Margin	Level	Factor	Loss Factor	Factor	Factor																																																																																																																							
	MHz	dBuV/m	dBuV/m	dB	dBuV	dB/m	dB	dB	cm																																																																																																																						
1	5745.00	100.68	-----	-----	91.37	33.59	13.69	37.97	0.00	100	237	PEAK																																																																																																																			
Avg	Blank	<p>Level (dBuV/m) vs Frequency (MHz)</p> <p>Site : 03CH20-HY Condition: AVG_54 3m HF_91200_02360_231030 VERTICAL : RBW:1000.000kHz VBW:0.820kHz SWT:Auto</p> <table border="1"> <thead> <tr> <th></th> <th>Limit</th> <th>Read</th> <th>Ant</th> <th>Cable</th> <th>Preamp</th> <th>Aux</th> <th>APos</th> <th>TPos</th> <th>Remark</th> </tr> <tr> <th></th> <th>Freq</th> <th>Level</th> <th>Line Margin</th> <th>Level</th> <th>Factor</th> <th>Loss Factor</th> <th>Factor</th> <th>Factor</th> <th></th> </tr> <tr> <th></th> <th>MHz</th> <th>dBuV/m</th> <th>dBuV/m</th> <th>dB</th> <th>dBuV</th> <th>dB/m</th> <th>dB</th> <th>dB</th> <th>cm</th> </tr> </thead> <tbody> <tr> <td>1</td> <td>5745.00</td> <td>93.58</td> <td>-----</td> <td>-----</td> <td>84.27</td> <td>33.59</td> <td>13.69</td> <td>37.97</td> <td>0.00</td> <td>100</td> <td>237</td> <td>AVERAGE</td> </tr> </tbody> </table>		Limit	Read	Ant	Cable	Preamp	Aux	APos	TPos	Remark		Freq	Level	Line Margin	Level	Factor	Loss Factor	Factor	Factor			MHz	dBuV/m	dBuV/m	dB	dBuV	dB/m	dB	dB	cm	1	5745.00	93.58	-----	-----	84.27	33.59	13.69	37.97	0.00	100	237	AVERAGE																																																																																		
	Limit	Read	Ant	Cable	Preamp	Aux	APos	TPos	Remark																																																																																																																						
	Freq	Level	Line Margin	Level	Factor	Loss Factor	Factor	Factor																																																																																																																							
	MHz	dBuV/m	dBuV/m	dB	dBuV	dB/m	dB	dB	cm																																																																																																																						
1	5745.00	93.58	-----	-----	84.27	33.59	13.69	37.97	0.00	100	237	AVERAGE																																																																																																																			



Mode	33																																																																																																																							
	Harmonic																																																																																																																							
	U-NII-3_5.725-5.85_802.11ac VHT20_CH149_5745MHz																																																																																																																							
ANT	1																																																																																																																							
Pol.	Horizontal	Vertical																																																																																																																						
Peak Avg	<p>Site : 03CH20-HY Condition: PEAK(UNII) 3m HF_91200_02360_231030 HORIZONTAL</p> <table border="1"> <thead> <tr> <th>Limit</th> <th>Read</th> <th>Ant</th> <th>Cable</th> <th>Preamp</th> <th>Aux</th> <th>APos</th> <th>TPos</th> <th colspan="2">Remark</th> </tr> <tr> <th>Freq</th> <th>Level</th> <th>Line Margin</th> <th>Level</th> <th>Factor</th> <th>Loss Factor</th> <th>Factor</th> <th></th> <th>cm</th> <th>deg</th> </tr> </thead> <tbody> <tr> <td>1</td> <td>11490.00</td> <td>52.14</td> <td>74.00</td> <td>-21.86</td> <td>35.77</td> <td>39.08</td> <td>19.46</td> <td>42.64</td> <td>0.47</td> <td>177</td> <td>344</td> <td>PEAK</td> </tr> <tr> <td>2</td> <td>11490.00</td> <td>42.16</td> <td>54.00</td> <td>-11.84</td> <td>25.79</td> <td>39.08</td> <td>19.46</td> <td>42.64</td> <td>0.47</td> <td>177</td> <td>344</td> <td>Average</td> </tr> <tr> <td>3</td> <td>17235.00</td> <td>53.03</td> <td>68.20</td> <td>-15.17</td> <td>34.95</td> <td>38.27</td> <td>24.06</td> <td>44.77</td> <td>0.52</td> <td>--</td> <td>--</td> <td>PEAK</td> </tr> </tbody> </table>	Limit	Read	Ant	Cable	Preamp	Aux	APos	TPos	Remark		Freq	Level	Line Margin	Level	Factor	Loss Factor	Factor		cm	deg	1	11490.00	52.14	74.00	-21.86	35.77	39.08	19.46	42.64	0.47	177	344	PEAK	2	11490.00	42.16	54.00	-11.84	25.79	39.08	19.46	42.64	0.47	177	344	Average	3	17235.00	53.03	68.20	-15.17	34.95	38.27	24.06	44.77	0.52	--	--	PEAK	<p>Site : 03CH20-HY Condition: PEAK(UNII) 3m HF_91200_02360_231030 VERTICAL</p> <table border="1"> <thead> <tr> <th>Limit</th> <th>Read</th> <th>Ant</th> <th>Cable</th> <th>Preamp</th> <th>Aux</th> <th>APos</th> <th>TPos</th> <th colspan="2">Remark</th> </tr> <tr> <th>Freq</th> <th>Level</th> <th>Line Margin</th> <th>Level</th> <th>Factor</th> <th>Loss Factor</th> <th>Factor</th> <th></th> <th>cm</th> <th>deg</th> </tr> </thead> <tbody> <tr> <td>1</td> <td>11490.00</td> <td>52.26</td> <td>74.00</td> <td>-21.74</td> <td>35.89</td> <td>39.08</td> <td>19.46</td> <td>42.64</td> <td>0.47</td> <td>121</td> <td>168</td> <td>PEAK</td> </tr> <tr> <td>2</td> <td>11490.00</td> <td>42.20</td> <td>54.00</td> <td>-11.80</td> <td>25.83</td> <td>39.08</td> <td>19.46</td> <td>42.64</td> <td>0.47</td> <td>121</td> <td>168</td> <td>Average</td> </tr> <tr> <td>3</td> <td>17235.00</td> <td>52.77</td> <td>68.20</td> <td>-15.43</td> <td>34.69</td> <td>38.27</td> <td>24.06</td> <td>44.77</td> <td>0.52</td> <td>--</td> <td>--</td> <td>PEAK</td> </tr> </tbody> </table>	Limit	Read	Ant	Cable	Preamp	Aux	APos	TPos	Remark		Freq	Level	Line Margin	Level	Factor	Loss Factor	Factor		cm	deg	1	11490.00	52.26	74.00	-21.74	35.89	39.08	19.46	42.64	0.47	121	168	PEAK	2	11490.00	42.20	54.00	-11.80	25.83	39.08	19.46	42.64	0.47	121	168	Average	3	17235.00	52.77	68.20	-15.43	34.69	38.27	24.06	44.77	0.52	--	--	PEAK
Limit	Read	Ant	Cable	Preamp	Aux	APos	TPos	Remark																																																																																																																
Freq	Level	Line Margin	Level	Factor	Loss Factor	Factor		cm	deg																																																																																																															
1	11490.00	52.14	74.00	-21.86	35.77	39.08	19.46	42.64	0.47	177	344	PEAK																																																																																																												
2	11490.00	42.16	54.00	-11.84	25.79	39.08	19.46	42.64	0.47	177	344	Average																																																																																																												
3	17235.00	53.03	68.20	-15.17	34.95	38.27	24.06	44.77	0.52	--	--	PEAK																																																																																																												
Limit	Read	Ant	Cable	Preamp	Aux	APos	TPos	Remark																																																																																																																
Freq	Level	Line Margin	Level	Factor	Loss Factor	Factor		cm	deg																																																																																																															
1	11490.00	52.26	74.00	-21.74	35.89	39.08	19.46	42.64	0.47	121	168	PEAK																																																																																																												
2	11490.00	42.20	54.00	-11.80	25.83	39.08	19.46	42.64	0.47	121	168	Average																																																																																																												
3	17235.00	52.77	68.20	-15.43	34.69	38.27	24.06	44.77	0.52	--	--	PEAK																																																																																																												



Mode	33	
	Harmonic	
	U-NII-3_5.725-5.85_802.11ac VHT20_CH149_5745MHz	
ANT	1	
Pol.	Horizontal	Vertical
14.47G ~14.5G Avg	 <p>Site : 03CH20-HY Condition: AVG_54 3m HF_91200_02360_231030 HORIZONTAL</p>	 <p>Site : 03CH20-HY Condition: AVG_54 3m HF_91200_02360_231030 VERTICAL</p>
17.7G ~18G Avg	 <p>Site : 03CH20-HY Condition: AVG_54 3m HF_91200_02360_231030 HORIZONTAL</p>	 <p>Site : 03CH20-HY Condition: AVG_54 3m HF_91200_02360_231030 VERTICAL</p>



		34																																																																																																																															
Mode		Band Edge - L																																																																																																																															
		U-NII-3_5.725-5.85_802.11ac VHT20_CH157_5785MHz																																																																																																																															
ANT		1																																																																																																																															
Pol.	Horizontal	Fundamental																																																																																																																															
Peak	<p>Site : 03CH20-HY Condition: PEAK_BE(B4)_16-24 3m HF_91200_02360_231030 HORIZONTAL : RBW:1000.000kHz VBW:3000.000kHz SWT:Auto</p> <table border="1"> <thead> <tr> <th></th> <th>Limit</th> <th>Read</th> <th>Ant</th> <th>Cable</th> <th>Preamp</th> <th>Aux</th> <th>APos</th> <th>TPos</th> <th></th> </tr> <tr> <th>Freq</th> <th>Level</th> <th>Line Margin</th> <th>Level</th> <th>Factor</th> <th>Loss Factor</th> <th>Factor</th> <th></th> <th></th> <th>Remark</th> </tr> <tr> <th></th> <th>MHz</th> <th>dBuV/m</th> <th>dBuV/m</th> <th>dB</th> <th>dBuV</th> <th>dB/m</th> <th>dB</th> <th>dB</th> <th>cm</th> <th>deg</th> </tr> </thead> <tbody> <tr> <td>1</td> <td>5622.02</td> <td>49.83</td> <td>68.20</td> <td>-18.37</td> <td>41.32</td> <td>32.99</td> <td>13.52</td> <td>38.00</td> <td>0.00</td> <td>200</td> <td>10</td> <td>PEAK</td> </tr> <tr> <td>2</td> <td>5650.14</td> <td>47.91</td> <td>68.30</td> <td>-20.39</td> <td>39.24</td> <td>33.10</td> <td>13.56</td> <td>37.99</td> <td>0.00</td> <td>200</td> <td>10</td> <td>PEAK</td> </tr> <tr> <td>3</td> <td>5701.57</td> <td>49.80</td> <td>105.64</td> <td>-55.84</td> <td>40.65</td> <td>33.50</td> <td>13.63</td> <td>37.98</td> <td>0.00</td> <td>200</td> <td>10</td> <td>PEAK</td> </tr> <tr> <td>4</td> <td>5728.07</td> <td>49.64</td> <td>110.95</td> <td>-61.31</td> <td>40.43</td> <td>33.54</td> <td>13.65</td> <td>37.98</td> <td>0.00</td> <td>200</td> <td>10</td> <td>PEAK</td> </tr> </tbody> </table>		Limit	Read	Ant	Cable	Preamp	Aux	APos	TPos		Freq	Level	Line Margin	Level	Factor	Loss Factor	Factor			Remark		MHz	dBuV/m	dBuV/m	dB	dBuV	dB/m	dB	dB	cm	deg	1	5622.02	49.83	68.20	-18.37	41.32	32.99	13.52	38.00	0.00	200	10	PEAK	2	5650.14	47.91	68.30	-20.39	39.24	33.10	13.56	37.99	0.00	200	10	PEAK	3	5701.57	49.80	105.64	-55.84	40.65	33.50	13.63	37.98	0.00	200	10	PEAK	4	5728.07	49.64	110.95	-61.31	40.43	33.54	13.65	37.98	0.00	200	10	PEAK	<p>Site : 03CH20-HY Condition: PEAK(U-NII) 3m HF_91200_02360_231030 HORIZONTAL : RBW:1000.000kHz VBW:3000.000kHz SWT:Auto</p> <table border="1"> <thead> <tr> <th></th> <th>Limit</th> <th>Read</th> <th>Ant</th> <th>Cable</th> <th>Preamp</th> <th>Aux</th> <th>APos</th> <th>TPos</th> <th></th> </tr> <tr> <th>Freq</th> <th>Level</th> <th>Line Margin</th> <th>Level</th> <th>Factor</th> <th>Loss Factor</th> <th>Factor</th> <th></th> <th></th> <th>Remark</th> </tr> <tr> <th></th> <th>MHz</th> <th>dBuV/m</th> <th>dBuV/m</th> <th>dB</th> <th>dBuV</th> <th>dB/m</th> <th>dB</th> <th>dB</th> <th>cm</th> <th>deg</th> </tr> </thead> <tbody> <tr> <td>1</td> <td>5785.00</td> <td>102.96</td> <td>-----</td> <td>-----</td> <td>93.35</td> <td>33.83</td> <td>13.74</td> <td>37.96</td> <td>0.00</td> <td>200</td> <td>10</td> <td>PEAK</td> </tr> </tbody> </table>		Limit	Read	Ant	Cable	Preamp	Aux	APos	TPos		Freq	Level	Line Margin	Level	Factor	Loss Factor	Factor			Remark		MHz	dBuV/m	dBuV/m	dB	dBuV	dB/m	dB	dB	cm	deg	1	5785.00	102.96	-----	-----	93.35	33.83	13.74	37.96	0.00	200	10	PEAK
	Limit	Read	Ant	Cable	Preamp	Aux	APos	TPos																																																																																																																									
Freq	Level	Line Margin	Level	Factor	Loss Factor	Factor			Remark																																																																																																																								
	MHz	dBuV/m	dBuV/m	dB	dBuV	dB/m	dB	dB	cm	deg																																																																																																																							
1	5622.02	49.83	68.20	-18.37	41.32	32.99	13.52	38.00	0.00	200	10	PEAK																																																																																																																					
2	5650.14	47.91	68.30	-20.39	39.24	33.10	13.56	37.99	0.00	200	10	PEAK																																																																																																																					
3	5701.57	49.80	105.64	-55.84	40.65	33.50	13.63	37.98	0.00	200	10	PEAK																																																																																																																					
4	5728.07	49.64	110.95	-61.31	40.43	33.54	13.65	37.98	0.00	200	10	PEAK																																																																																																																					
	Limit	Read	Ant	Cable	Preamp	Aux	APos	TPos																																																																																																																									
Freq	Level	Line Margin	Level	Factor	Loss Factor	Factor			Remark																																																																																																																								
	MHz	dBuV/m	dBuV/m	dB	dBuV	dB/m	dB	dB	cm	deg																																																																																																																							
1	5785.00	102.96	-----	-----	93.35	33.83	13.74	37.96	0.00	200	10	PEAK																																																																																																																					
Avg	Blank	<p>Site : 03CH20-HY Condition: AVG_54 3m HF_91200_02360_231030 HORIZONTAL : RBW:1000.000kHz VBW:0.820kHz SWT:Auto</p> <table border="1"> <thead> <tr> <th></th> <th>Limit</th> <th>Read</th> <th>Ant</th> <th>Cable</th> <th>Preamp</th> <th>Aux</th> <th>APos</th> <th>TPos</th> <th></th> </tr> <tr> <th>Freq</th> <th>Level</th> <th>Line Margin</th> <th>Level</th> <th>Factor</th> <th>Loss Factor</th> <th>Factor</th> <th></th> <th></th> <th>Remark</th> </tr> <tr> <th></th> <th>MHz</th> <th>dBuV/m</th> <th>dBuV/m</th> <th>dB</th> <th>dBuV</th> <th>dB/m</th> <th>dB</th> <th>dB</th> <th>cm</th> <th>deg</th> </tr> </thead> <tbody> <tr> <td>1</td> <td>5785.00</td> <td>95.89</td> <td>-----</td> <td>-----</td> <td>86.32</td> <td>33.79</td> <td>13.74</td> <td>37.96</td> <td>0.00</td> <td>200</td> <td>10</td> <td>AVERAGE</td> </tr> </tbody> </table>			Limit	Read	Ant	Cable	Preamp	Aux	APos	TPos		Freq	Level	Line Margin	Level	Factor	Loss Factor	Factor			Remark		MHz	dBuV/m	dBuV/m	dB	dBuV	dB/m	dB	dB	cm	deg	1	5785.00	95.89	-----	-----	86.32	33.79	13.74	37.96	0.00	200	10	AVERAGE																																																																																		
	Limit	Read	Ant	Cable	Preamp	Aux	APos	TPos																																																																																																																									
Freq	Level	Line Margin	Level	Factor	Loss Factor	Factor			Remark																																																																																																																								
	MHz	dBuV/m	dBuV/m	dB	dBuV	dB/m	dB	dB	cm	deg																																																																																																																							
1	5785.00	95.89	-----	-----	86.32	33.79	13.74	37.96	0.00	200	10	AVERAGE																																																																																																																					



Mode	34																																																																																			
	Band Edge - R																																																																																			
	U-NII-3_5.725-5.85_802.11ac VHT20_CH157_5785MHz																																																																																			
ANT	1																																																																																			
Pol.	Horizontal	Fundamental																																																																																		
Peak	<p>Site : 03CH20-HY Condition: PEAK_BE(B4)_16-24 3m HF_91200_02360_231030 HORIZONTAL : RBW:1000.000kHz VBW:3000.000kHz SMT:Auto</p> <table border="1"> <thead> <tr> <th></th> <th>Limit</th> <th>Read</th> <th>Ant</th> <th>Cable</th> <th>Preamp</th> <th>Aux</th> <th>APos</th> <th>TPos</th> <th></th> </tr> <tr> <th>Freq</th> <th>Level</th> <th>Line Margin</th> <th>Level</th> <th>Factor</th> <th>Loss Factor</th> <th>Factor</th> <th></th> <th></th> <th>Remark</th> </tr> <tr> <th>MHz</th> <th>dBuV/m</th> <th>dBuV/m</th> <th>dB</th> <th>dBuV</th> <th>dB/m</th> <th>dB</th> <th>dB</th> <th>cm</th> <th>deg</th> </tr> </thead> <tbody> <tr> <td>1</td> <td>5854.47</td> <td>48.77</td> <td>112.02</td> <td>-63.25</td> <td>38.84</td> <td>34.02</td> <td>13.85</td> <td>37.94</td> <td>0.00</td> <td>200</td> <td>10</td> <td>PEAK</td> </tr> <tr> <td>2</td> <td>5873.11</td> <td>48.53</td> <td>105.73</td> <td>-57.20</td> <td>38.50</td> <td>34.09</td> <td>13.88</td> <td>37.94</td> <td>0.00</td> <td>200</td> <td>10</td> <td>PEAK</td> </tr> <tr> <td>3</td> <td>5922.78</td> <td>50.14</td> <td>69.84</td> <td>-19.70</td> <td>39.86</td> <td>34.25</td> <td>13.96</td> <td>37.93</td> <td>0.00</td> <td>200</td> <td>10</td> <td>PEAK</td> </tr> <tr> <td>4</td> <td>5938.29</td> <td>50.18</td> <td>68.20</td> <td>-18.02</td> <td>39.84</td> <td>34.28</td> <td>13.98</td> <td>37.92</td> <td>0.00</td> <td>200</td> <td>10</td> <td>PEAK</td> </tr> </tbody> </table>		Limit	Read	Ant	Cable	Preamp	Aux	APos	TPos		Freq	Level	Line Margin	Level	Factor	Loss Factor	Factor			Remark	MHz	dBuV/m	dBuV/m	dB	dBuV	dB/m	dB	dB	cm	deg	1	5854.47	48.77	112.02	-63.25	38.84	34.02	13.85	37.94	0.00	200	10	PEAK	2	5873.11	48.53	105.73	-57.20	38.50	34.09	13.88	37.94	0.00	200	10	PEAK	3	5922.78	50.14	69.84	-19.70	39.86	34.25	13.96	37.93	0.00	200	10	PEAK	4	5938.29	50.18	68.20	-18.02	39.84	34.28	13.98	37.92	0.00	200	10	PEAK	Blank
	Limit	Read	Ant	Cable	Preamp	Aux	APos	TPos																																																																												
Freq	Level	Line Margin	Level	Factor	Loss Factor	Factor			Remark																																																																											
MHz	dBuV/m	dBuV/m	dB	dBuV	dB/m	dB	dB	cm	deg																																																																											
1	5854.47	48.77	112.02	-63.25	38.84	34.02	13.85	37.94	0.00	200	10	PEAK																																																																								
2	5873.11	48.53	105.73	-57.20	38.50	34.09	13.88	37.94	0.00	200	10	PEAK																																																																								
3	5922.78	50.14	69.84	-19.70	39.86	34.25	13.96	37.93	0.00	200	10	PEAK																																																																								
4	5938.29	50.18	68.20	-18.02	39.84	34.28	13.98	37.92	0.00	200	10	PEAK																																																																								



Mode	34																																																																																																																														
	Band Edge - L																																																																																																																														
	U-NII-3_5.725-5.85_802.11ac VHT20_CH157_5785MHz																																																																																																																														
ANT	1																																																																																																																														
Pol.	Vertical	Fundamental																																																																																																																													
Peak	<p>Level (dBuV/m) vs Frequency (MHz)</p> <p>Site : 03CH20-HY Condition: PEAK_BE(B4)_16-24 3m HF_91200_02360_231030 VERTICAL : RBW:1000.000kHz VBW:3000.000kHz SWT:Auto</p> <table border="1"> <thead> <tr> <th></th> <th>Limit</th> <th>Read</th> <th>Ant</th> <th>Cable</th> <th>Preamp</th> <th>Aux</th> <th>APos</th> <th>TPos</th> <th>Remark</th> </tr> <tr> <th></th> <th>Freq</th> <th>Level</th> <th>Line Margin</th> <th>Level</th> <th>Factor</th> <th>Loss Factor</th> <th>Factor</th> <th></th> <th></th> </tr> <tr> <th></th> <th>MHz</th> <th>dBuV/m</th> <th>dBuV/m</th> <th>dB</th> <th>dBuV</th> <th>dB/m</th> <th>dB</th> <th>dB</th> <th>cm</th> </tr> </thead> <tbody> <tr> <td>1</td> <td>5635.15</td> <td>50.71</td> <td>68.20</td> <td>-17.49</td> <td>42.13</td> <td>33.04</td> <td>13.54</td> <td>30.00</td> <td>0.00</td> <td>100</td> <td>233</td> <td>PEAK</td> </tr> <tr> <td>2</td> <td>5651.06</td> <td>47.98</td> <td>68.99</td> <td>-21.01</td> <td>39.30</td> <td>33.11</td> <td>13.56</td> <td>37.99</td> <td>0.00</td> <td>100</td> <td>233</td> <td>PEAK</td> </tr> <tr> <td>3</td> <td>5704.16</td> <td>49.82</td> <td>106.36</td> <td>-56.54</td> <td>40.66</td> <td>33.51</td> <td>13.63</td> <td>37.98</td> <td>0.00</td> <td>100</td> <td>233</td> <td>PEAK</td> </tr> <tr> <td>4</td> <td>5720.07</td> <td>48.16</td> <td>110.95</td> <td>-62.79</td> <td>38.95</td> <td>33.54</td> <td>13.65</td> <td>37.98</td> <td>0.00</td> <td>100</td> <td>233</td> <td>PEAK</td> </tr> </tbody> </table>		Limit	Read	Ant	Cable	Preamp	Aux	APos	TPos	Remark		Freq	Level	Line Margin	Level	Factor	Loss Factor	Factor				MHz	dBuV/m	dBuV/m	dB	dBuV	dB/m	dB	dB	cm	1	5635.15	50.71	68.20	-17.49	42.13	33.04	13.54	30.00	0.00	100	233	PEAK	2	5651.06	47.98	68.99	-21.01	39.30	33.11	13.56	37.99	0.00	100	233	PEAK	3	5704.16	49.82	106.36	-56.54	40.66	33.51	13.63	37.98	0.00	100	233	PEAK	4	5720.07	48.16	110.95	-62.79	38.95	33.54	13.65	37.98	0.00	100	233	PEAK	<p>Level (dBuV/m) vs Frequency (MHz)</p> <p>Site : 03CH20-HY Condition: PEAK(UNII) 3m HF_91200_02360_231030 VERTICAL : RBW:1000.000kHz VBW:3000.000kHz SWT:Auto</p> <table border="1"> <thead> <tr> <th></th> <th>Limit</th> <th>Read</th> <th>Ant</th> <th>Cable</th> <th>Preamp</th> <th>Aux</th> <th>APos</th> <th>TPos</th> <th>Remark</th> </tr> <tr> <th></th> <th>Freq</th> <th>Level</th> <th>Line Margin</th> <th>Level</th> <th>Factor</th> <th>Loss Factor</th> <th>Factor</th> <th></th> <th></th> </tr> <tr> <th></th> <th>MHz</th> <th>dBuV/m</th> <th>dBuV/m</th> <th>dB</th> <th>dBuV</th> <th>dB/m</th> <th>dB</th> <th>dB</th> <th>cm</th> </tr> </thead> <tbody> <tr> <td>1</td> <td>5785.00</td> <td>99.61</td> <td>-----</td> <td>-----</td> <td>90.04</td> <td>33.79</td> <td>13.74</td> <td>37.96</td> <td>0.00</td> <td>100</td> <td>233</td> <td>PEAK</td> </tr> </tbody> </table>		Limit	Read	Ant	Cable	Preamp	Aux	APos	TPos	Remark		Freq	Level	Line Margin	Level	Factor	Loss Factor	Factor				MHz	dBuV/m	dBuV/m	dB	dBuV	dB/m	dB	dB	cm	1	5785.00	99.61	-----	-----	90.04	33.79	13.74	37.96	0.00	100	233	PEAK
	Limit	Read	Ant	Cable	Preamp	Aux	APos	TPos	Remark																																																																																																																						
	Freq	Level	Line Margin	Level	Factor	Loss Factor	Factor																																																																																																																								
	MHz	dBuV/m	dBuV/m	dB	dBuV	dB/m	dB	dB	cm																																																																																																																						
1	5635.15	50.71	68.20	-17.49	42.13	33.04	13.54	30.00	0.00	100	233	PEAK																																																																																																																			
2	5651.06	47.98	68.99	-21.01	39.30	33.11	13.56	37.99	0.00	100	233	PEAK																																																																																																																			
3	5704.16	49.82	106.36	-56.54	40.66	33.51	13.63	37.98	0.00	100	233	PEAK																																																																																																																			
4	5720.07	48.16	110.95	-62.79	38.95	33.54	13.65	37.98	0.00	100	233	PEAK																																																																																																																			
	Limit	Read	Ant	Cable	Preamp	Aux	APos	TPos	Remark																																																																																																																						
	Freq	Level	Line Margin	Level	Factor	Loss Factor	Factor																																																																																																																								
	MHz	dBuV/m	dBuV/m	dB	dBuV	dB/m	dB	dB	cm																																																																																																																						
1	5785.00	99.61	-----	-----	90.04	33.79	13.74	37.96	0.00	100	233	PEAK																																																																																																																			
Avg	Blank	<p>Level (dBuV/m) vs Frequency (MHz)</p> <p>Site : 03CH20-HY Condition: AVG_54 3m HF_91200_02360_231030 VERTICAL : RBW:1000.000kHz VBW:0.820kHz SWT:Auto</p> <table border="1"> <thead> <tr> <th></th> <th>Limit</th> <th>Read</th> <th>Ant</th> <th>Cable</th> <th>Preamp</th> <th>Aux</th> <th>APos</th> <th>TPos</th> <th>Remark</th> </tr> <tr> <th></th> <th>Freq</th> <th>Level</th> <th>Line Margin</th> <th>Level</th> <th>Factor</th> <th>Loss Factor</th> <th>Factor</th> <th></th> <th></th> </tr> <tr> <th></th> <th>MHz</th> <th>dBuV/m</th> <th>dBuV/m</th> <th>dB</th> <th>dBuV</th> <th>dB/m</th> <th>dB</th> <th>dB</th> <th>cm</th> </tr> </thead> <tbody> <tr> <td>1</td> <td>5785.00</td> <td>92.90</td> <td>-----</td> <td>-----</td> <td>83.41</td> <td>33.79</td> <td>13.74</td> <td>37.96</td> <td>0.00</td> <td>100</td> <td>233</td> <td>AVERAGE</td> </tr> </tbody> </table>		Limit	Read	Ant	Cable	Preamp	Aux	APos	TPos	Remark		Freq	Level	Line Margin	Level	Factor	Loss Factor	Factor				MHz	dBuV/m	dBuV/m	dB	dBuV	dB/m	dB	dB	cm	1	5785.00	92.90	-----	-----	83.41	33.79	13.74	37.96	0.00	100	233	AVERAGE																																																																																		
	Limit	Read	Ant	Cable	Preamp	Aux	APos	TPos	Remark																																																																																																																						
	Freq	Level	Line Margin	Level	Factor	Loss Factor	Factor																																																																																																																								
	MHz	dBuV/m	dBuV/m	dB	dBuV	dB/m	dB	dB	cm																																																																																																																						
1	5785.00	92.90	-----	-----	83.41	33.79	13.74	37.96	0.00	100	233	AVERAGE																																																																																																																			

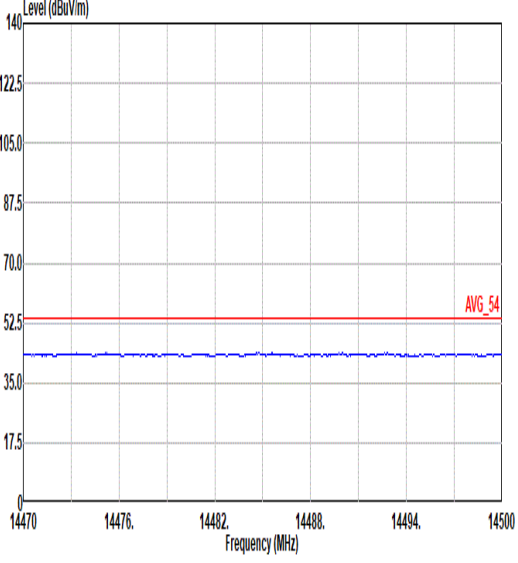
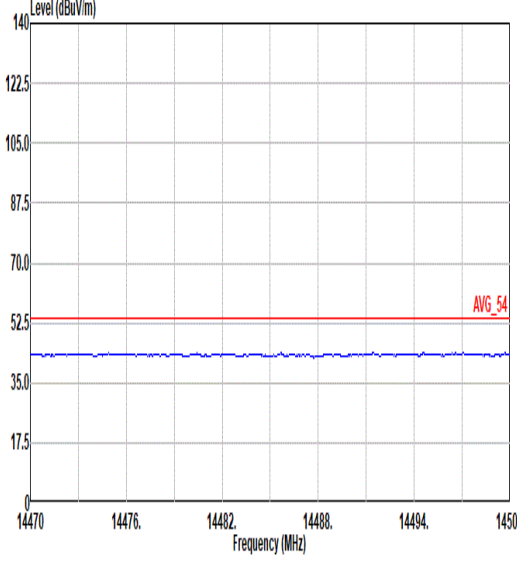
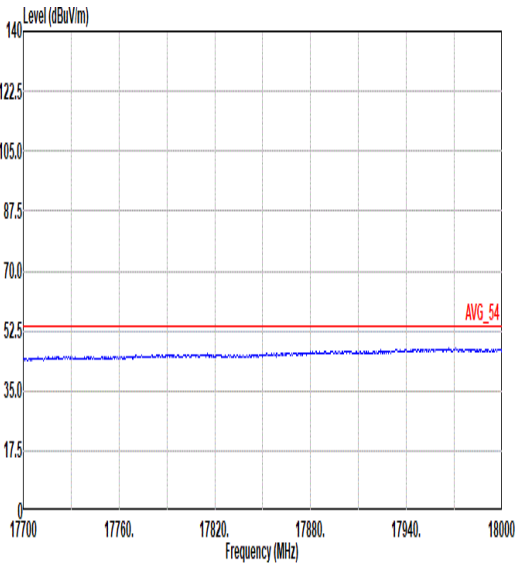
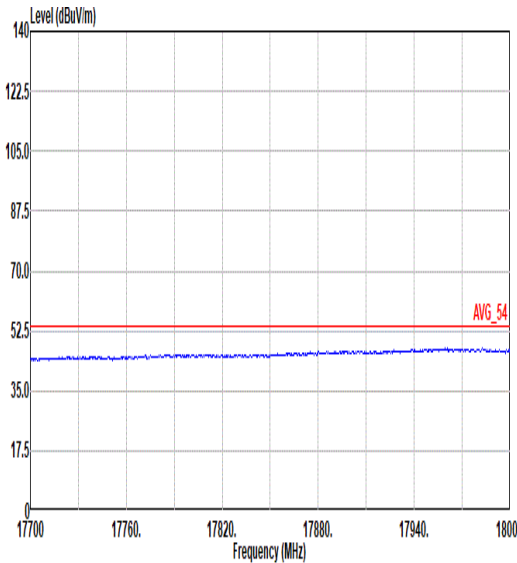


Mode	34																																																																																			
	Band Edge - R																																																																																			
	U-NII-3_5.725-5.85_802.11ac VHT20_CH157_5785MHz																																																																																			
ANT	1																																																																																			
Pol.	Vertical	Fundamental																																																																																		
Peak	<p>Site : 03CH20-HY Condition: PEAK_BE(B4)_16-24 3m HF_91200_02360_231030 VERTICAL : RBW:1000.000kHz VBW:3000.000kHz SMT:Auto</p> <table border="1"> <thead> <tr> <th></th> <th>Limit</th> <th>Read</th> <th>Ant</th> <th>Cable</th> <th>Preamp</th> <th>Aux</th> <th>APos</th> <th>TPos</th> <th></th> </tr> <tr> <th>Freq</th> <th>Level</th> <th>Line Margin</th> <th>Level</th> <th>Factor</th> <th>Loss Factor</th> <th>Factor</th> <th></th> <th></th> <th>Remark</th> </tr> <tr> <th>MHz</th> <th>dBuV/m</th> <th>dBuV/m</th> <th>dB</th> <th>dBuV</th> <th>dB/m</th> <th>dB</th> <th>dB</th> <th>cm</th> <th>deg</th> </tr> </thead> <tbody> <tr> <td>1</td> <td>5854.96</td> <td>47.02</td> <td>110.09</td> <td>-63.87</td> <td>37.09</td> <td>34.02</td> <td>13.85</td> <td>37.94</td> <td>0.00</td> <td>100</td> <td>233</td> <td>PEAK</td> </tr> <tr> <td>2</td> <td>5872.29</td> <td>48.59</td> <td>105.96</td> <td>-57.37</td> <td>38.56</td> <td>34.09</td> <td>13.88</td> <td>37.94</td> <td>0.00</td> <td>100</td> <td>233</td> <td>PEAK</td> </tr> <tr> <td>3</td> <td>5921.79</td> <td>49.30</td> <td>70.57</td> <td>-21.27</td> <td>39.04</td> <td>34.24</td> <td>13.95</td> <td>37.93</td> <td>0.00</td> <td>100</td> <td>233</td> <td>PEAK</td> </tr> <tr> <td>4</td> <td>5946.21</td> <td>50.18</td> <td>68.20</td> <td>-18.02</td> <td>39.82</td> <td>34.29</td> <td>13.99</td> <td>37.92</td> <td>0.00</td> <td>100</td> <td>233</td> <td>PEAK</td> </tr> </tbody> </table>		Limit	Read	Ant	Cable	Preamp	Aux	APos	TPos		Freq	Level	Line Margin	Level	Factor	Loss Factor	Factor			Remark	MHz	dBuV/m	dBuV/m	dB	dBuV	dB/m	dB	dB	cm	deg	1	5854.96	47.02	110.09	-63.87	37.09	34.02	13.85	37.94	0.00	100	233	PEAK	2	5872.29	48.59	105.96	-57.37	38.56	34.09	13.88	37.94	0.00	100	233	PEAK	3	5921.79	49.30	70.57	-21.27	39.04	34.24	13.95	37.93	0.00	100	233	PEAK	4	5946.21	50.18	68.20	-18.02	39.82	34.29	13.99	37.92	0.00	100	233	PEAK	Blank
	Limit	Read	Ant	Cable	Preamp	Aux	APos	TPos																																																																												
Freq	Level	Line Margin	Level	Factor	Loss Factor	Factor			Remark																																																																											
MHz	dBuV/m	dBuV/m	dB	dBuV	dB/m	dB	dB	cm	deg																																																																											
1	5854.96	47.02	110.09	-63.87	37.09	34.02	13.85	37.94	0.00	100	233	PEAK																																																																								
2	5872.29	48.59	105.96	-57.37	38.56	34.09	13.88	37.94	0.00	100	233	PEAK																																																																								
3	5921.79	49.30	70.57	-21.27	39.04	34.24	13.95	37.93	0.00	100	233	PEAK																																																																								
4	5946.21	50.18	68.20	-18.02	39.82	34.29	13.99	37.92	0.00	100	233	PEAK																																																																								



Mode	34																																																																																																																																							
	Harmonic																																																																																																																																							
	U-NII-3_5.725-5.85_802.11ac VHT20_CH157_5785MHz																																																																																																																																							
ANT	1																																																																																																																																							
Pol.	Horizontal	Vertical																																																																																																																																						
Peak Avg	<p>Site : 03CH20-HY Condition: PEAK(UNII) 3m HF_91200_02360_231030 HORIZONTAL</p> <table border="1"> <thead> <tr> <th>Limit</th> <th>Read</th> <th>Ant</th> <th>Cable</th> <th>Preamp</th> <th>Aux</th> <th>APos</th> <th>TPos</th> <th>Remark</th> </tr> <tr> <th>Freq</th> <th>Level</th> <th>Line Margin</th> <th>Level</th> <th>Factor</th> <th>Loss Factor</th> <th>Factor</th> <th></th> <th></th> </tr> <tr> <th>MHz</th> <th>dBuV/m</th> <th>dBuV/m</th> <th>dB</th> <th>dBuV</th> <th>dB/m</th> <th>dB</th> <th>dB</th> <th>cm</th> <th>deg</th> </tr> </thead> <tbody> <tr> <td>1</td> <td>11570.00</td> <td>51.03</td> <td>74.00</td> <td>-22.97</td> <td>34.92</td> <td>38.82</td> <td>19.53</td> <td>42.71</td> <td>0.47</td> <td>400</td> <td>85</td> <td>PEAK</td> </tr> <tr> <td>2</td> <td>11570.00</td> <td>41.54</td> <td>54.00</td> <td>-12.46</td> <td>25.43</td> <td>38.82</td> <td>19.53</td> <td>42.71</td> <td>0.47</td> <td>400</td> <td>85</td> <td>Average</td> </tr> <tr> <td>3</td> <td>17355.00</td> <td>53.24</td> <td>68.20</td> <td>-14.96</td> <td>35.13</td> <td>38.33</td> <td>24.14</td> <td>44.88</td> <td>0.52</td> <td>--</td> <td>--</td> <td>PEAK</td> </tr> </tbody> </table>	Limit	Read	Ant	Cable	Preamp	Aux	APos	TPos	Remark	Freq	Level	Line Margin	Level	Factor	Loss Factor	Factor			MHz	dBuV/m	dBuV/m	dB	dBuV	dB/m	dB	dB	cm	deg	1	11570.00	51.03	74.00	-22.97	34.92	38.82	19.53	42.71	0.47	400	85	PEAK	2	11570.00	41.54	54.00	-12.46	25.43	38.82	19.53	42.71	0.47	400	85	Average	3	17355.00	53.24	68.20	-14.96	35.13	38.33	24.14	44.88	0.52	--	--	PEAK	<p>Site : 03CH20-HY Condition: PEAK(UNII) 3m HF_91200_02360_231030 VERTICAL</p> <table border="1"> <thead> <tr> <th>Limit</th> <th>Read</th> <th>Ant</th> <th>Cable</th> <th>Preamp</th> <th>Aux</th> <th>APos</th> <th>TPos</th> <th>Remark</th> </tr> <tr> <th>Freq</th> <th>Level</th> <th>Line Margin</th> <th>Level</th> <th>Factor</th> <th>Loss Factor</th> <th>Factor</th> <th></th> <th></th> </tr> <tr> <th>MHz</th> <th>dBuV/m</th> <th>dBuV/m</th> <th>dB</th> <th>dBuV</th> <th>dB/m</th> <th>dB</th> <th>dB</th> <th>cm</th> <th>deg</th> </tr> </thead> <tbody> <tr> <td>1</td> <td>11570.00</td> <td>51.52</td> <td>74.00</td> <td>-22.48</td> <td>35.41</td> <td>38.82</td> <td>19.53</td> <td>42.71</td> <td>0.47</td> <td>100</td> <td>74</td> <td>PEAK</td> </tr> <tr> <td>2</td> <td>11570.00</td> <td>41.53</td> <td>54.00</td> <td>-12.47</td> <td>25.42</td> <td>38.82</td> <td>19.53</td> <td>42.71</td> <td>0.47</td> <td>100</td> <td>74</td> <td>Average</td> </tr> <tr> <td>3</td> <td>17355.00</td> <td>52.84</td> <td>68.20</td> <td>-15.36</td> <td>34.73</td> <td>38.33</td> <td>24.14</td> <td>44.88</td> <td>0.52</td> <td>--</td> <td>--</td> <td>PEAK</td> </tr> </tbody> </table>	Limit	Read	Ant	Cable	Preamp	Aux	APos	TPos	Remark	Freq	Level	Line Margin	Level	Factor	Loss Factor	Factor			MHz	dBuV/m	dBuV/m	dB	dBuV	dB/m	dB	dB	cm	deg	1	11570.00	51.52	74.00	-22.48	35.41	38.82	19.53	42.71	0.47	100	74	PEAK	2	11570.00	41.53	54.00	-12.47	25.42	38.82	19.53	42.71	0.47	100	74	Average	3	17355.00	52.84	68.20	-15.36	34.73	38.33	24.14	44.88	0.52	--	--	PEAK
Limit	Read	Ant	Cable	Preamp	Aux	APos	TPos	Remark																																																																																																																																
Freq	Level	Line Margin	Level	Factor	Loss Factor	Factor																																																																																																																																		
MHz	dBuV/m	dBuV/m	dB	dBuV	dB/m	dB	dB	cm	deg																																																																																																																															
1	11570.00	51.03	74.00	-22.97	34.92	38.82	19.53	42.71	0.47	400	85	PEAK																																																																																																																												
2	11570.00	41.54	54.00	-12.46	25.43	38.82	19.53	42.71	0.47	400	85	Average																																																																																																																												
3	17355.00	53.24	68.20	-14.96	35.13	38.33	24.14	44.88	0.52	--	--	PEAK																																																																																																																												
Limit	Read	Ant	Cable	Preamp	Aux	APos	TPos	Remark																																																																																																																																
Freq	Level	Line Margin	Level	Factor	Loss Factor	Factor																																																																																																																																		
MHz	dBuV/m	dBuV/m	dB	dBuV	dB/m	dB	dB	cm	deg																																																																																																																															
1	11570.00	51.52	74.00	-22.48	35.41	38.82	19.53	42.71	0.47	100	74	PEAK																																																																																																																												
2	11570.00	41.53	54.00	-12.47	25.42	38.82	19.53	42.71	0.47	100	74	Average																																																																																																																												
3	17355.00	52.84	68.20	-15.36	34.73	38.33	24.14	44.88	0.52	--	--	PEAK																																																																																																																												



Mode	34	
	Harmonic	
	U-NII-3_5.725-5.85_802.11ac VHT20_CH157_5785MHz	
ANT	1	
Pol.	Horizontal	Vertical
14.47G ~14.5G Avg	 <p>Site : 03CH20-HY Condition: AVG_54 3m HF_91200_02360_231030 HORIZONTAL</p>	 <p>Site : 03CH20-HY Condition: AVG_54 3m HF_91200_02360_231030 VERTICAL</p>
17.7G ~18G Avg	 <p>Site : 03CH20-HY Condition: AVG_54 3m HF_91200_02360_231030 HORIZONTAL</p>	 <p>Site : 03CH20-HY Condition: AVG_54 3m HF_91200_02360_231030 VERTICAL</p>



Mode	35																																																																																																																								
	Band Edge																																																																																																																								
	U-NII-3_5.725-5.85_802.11ac VHT20_CH165_5825MHz																																																																																																																								
ANT	1																																																																																																																								
Pol.	Horizontal	Fundamental																																																																																																																							
Peak	<p>Site : 03CH20-HY Condition: PEAK_BE(B4)_16-24 3m HF_91200_02360_231030 HORIZONTAL : RBW:1000.000kHz VBW:3000.000kHz SWT:Auto</p> <table border="1"> <thead> <tr> <th>Limit</th> <th>Read</th> <th>Ant</th> <th>Cable</th> <th>Preamp</th> <th>Aux</th> <th>APos</th> <th>TPos</th> <th>Remark</th> </tr> <tr> <th>Freq</th> <th>Level</th> <th>Line Margin</th> <th>Level</th> <th>Factor</th> <th>Loss Factor</th> <th>Factor</th> <th></th> <th></th> </tr> <tr> <th>MHz</th> <th>dBuV/m</th> <th>dBuV/m</th> <th>dB</th> <th>dBuV</th> <th>dB/m</th> <th>dB</th> <th>dB</th> <th>cm</th> </tr> </thead> <tbody> <tr> <td>1</td> <td>5855.00</td> <td>52.76</td> <td>110.00</td> <td>-58.04</td> <td>42.83</td> <td>34.02</td> <td>13.85</td> <td>37.94</td> <td>0.00</td> <td>100</td> <td>19</td> <td>PEAK</td> </tr> <tr> <td>2</td> <td>5874.63</td> <td>49.76</td> <td>105.30</td> <td>-55.54</td> <td>39.72</td> <td>34.10</td> <td>13.88</td> <td>37.94</td> <td>0.00</td> <td>100</td> <td>19</td> <td>PEAK</td> </tr> <tr> <td>3</td> <td>5923.38</td> <td>49.54</td> <td>69.40</td> <td>-19.86</td> <td>39.26</td> <td>34.25</td> <td>13.96</td> <td>37.93</td> <td>0.00</td> <td>100</td> <td>19</td> <td>PEAK</td> </tr> <tr> <td>4</td> <td>5939.63</td> <td>50.49</td> <td>68.20</td> <td>-17.71</td> <td>40.15</td> <td>34.28</td> <td>13.98</td> <td>37.92</td> <td>0.00</td> <td>100</td> <td>19</td> <td>PEAK</td> </tr> </tbody> </table>	Limit	Read	Ant	Cable	Preamp	Aux	APos	TPos	Remark	Freq	Level	Line Margin	Level	Factor	Loss Factor	Factor			MHz	dBuV/m	dBuV/m	dB	dBuV	dB/m	dB	dB	cm	1	5855.00	52.76	110.00	-58.04	42.83	34.02	13.85	37.94	0.00	100	19	PEAK	2	5874.63	49.76	105.30	-55.54	39.72	34.10	13.88	37.94	0.00	100	19	PEAK	3	5923.38	49.54	69.40	-19.86	39.26	34.25	13.96	37.93	0.00	100	19	PEAK	4	5939.63	50.49	68.20	-17.71	40.15	34.28	13.98	37.92	0.00	100	19	PEAK	<p>Site : 03CH20-HY Condition: PEAK(UNII)_3m HF_91200_02360_231030 HORIZONTAL : RBW:1000.000kHz VBW:3000.000kHz SWT:Auto</p> <table border="1"> <thead> <tr> <th>Limit</th> <th>Read</th> <th>Ant</th> <th>Cable</th> <th>Preamp</th> <th>Aux</th> <th>APos</th> <th>TPos</th> <th>Remark</th> </tr> <tr> <th>Freq</th> <th>Level</th> <th>Line Margin</th> <th>Level</th> <th>Factor</th> <th>Loss Factor</th> <th>Factor</th> <th></th> <th></th> </tr> <tr> <th>MHz</th> <th>dBuV/m</th> <th>dBuV/m</th> <th>dB</th> <th>dBuV</th> <th>dB/m</th> <th>dB</th> <th>dB</th> <th>cm</th> </tr> </thead> <tbody> <tr> <td>1</td> <td>5825.00</td> <td>101.24</td> <td>-----</td> <td>-----</td> <td>91.44</td> <td>33.95</td> <td>13.80</td> <td>37.95</td> <td>0.00</td> <td>100</td> <td>19</td> <td>PEAK</td> </tr> </tbody> </table>	Limit	Read	Ant	Cable	Preamp	Aux	APos	TPos	Remark	Freq	Level	Line Margin	Level	Factor	Loss Factor	Factor			MHz	dBuV/m	dBuV/m	dB	dBuV	dB/m	dB	dB	cm	1	5825.00	101.24	-----	-----	91.44	33.95	13.80	37.95	0.00	100	19	PEAK
Limit	Read	Ant	Cable	Preamp	Aux	APos	TPos	Remark																																																																																																																	
Freq	Level	Line Margin	Level	Factor	Loss Factor	Factor																																																																																																																			
MHz	dBuV/m	dBuV/m	dB	dBuV	dB/m	dB	dB	cm																																																																																																																	
1	5855.00	52.76	110.00	-58.04	42.83	34.02	13.85	37.94	0.00	100	19	PEAK																																																																																																													
2	5874.63	49.76	105.30	-55.54	39.72	34.10	13.88	37.94	0.00	100	19	PEAK																																																																																																													
3	5923.38	49.54	69.40	-19.86	39.26	34.25	13.96	37.93	0.00	100	19	PEAK																																																																																																													
4	5939.63	50.49	68.20	-17.71	40.15	34.28	13.98	37.92	0.00	100	19	PEAK																																																																																																													
Limit	Read	Ant	Cable	Preamp	Aux	APos	TPos	Remark																																																																																																																	
Freq	Level	Line Margin	Level	Factor	Loss Factor	Factor																																																																																																																			
MHz	dBuV/m	dBuV/m	dB	dBuV	dB/m	dB	dB	cm																																																																																																																	
1	5825.00	101.24	-----	-----	91.44	33.95	13.80	37.95	0.00	100	19	PEAK																																																																																																													
Avg	Blank	<p>Site : 03CH20-HY Condition: AVG_54 3m HF_91200_02360_231030 HORIZONTAL : RBW:1000.000kHz VBW:0.820kHz SWT:Auto</p> <table border="1"> <thead> <tr> <th>Limit</th> <th>Read</th> <th>Ant</th> <th>Cable</th> <th>Preamp</th> <th>Aux</th> <th>APos</th> <th>TPos</th> <th>Remark</th> </tr> <tr> <th>Freq</th> <th>Level</th> <th>Line Margin</th> <th>Level</th> <th>Factor</th> <th>Loss Factor</th> <th>Factor</th> <th></th> <th></th> </tr> <tr> <th>MHz</th> <th>dBuV/m</th> <th>dBuV/m</th> <th>dB</th> <th>dBuV</th> <th>dB/m</th> <th>dB</th> <th>dB</th> <th>cm</th> </tr> </thead> <tbody> <tr> <td>1</td> <td>5825.00</td> <td>94.57</td> <td>-----</td> <td>-----</td> <td>84.77</td> <td>33.95</td> <td>13.80</td> <td>37.95</td> <td>0.00</td> <td>100</td> <td>19</td> <td>AVERAGE</td> </tr> </tbody> </table>	Limit	Read	Ant	Cable	Preamp	Aux	APos	TPos	Remark	Freq	Level	Line Margin	Level	Factor	Loss Factor	Factor			MHz	dBuV/m	dBuV/m	dB	dBuV	dB/m	dB	dB	cm	1	5825.00	94.57	-----	-----	84.77	33.95	13.80	37.95	0.00	100	19	AVERAGE																																																																															
Limit	Read	Ant	Cable	Preamp	Aux	APos	TPos	Remark																																																																																																																	
Freq	Level	Line Margin	Level	Factor	Loss Factor	Factor																																																																																																																			
MHz	dBuV/m	dBuV/m	dB	dBuV	dB/m	dB	dB	cm																																																																																																																	
1	5825.00	94.57	-----	-----	84.77	33.95	13.80	37.95	0.00	100	19	AVERAGE																																																																																																													

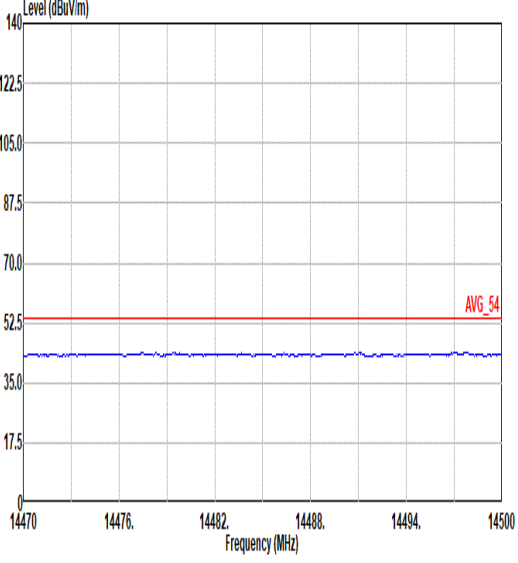
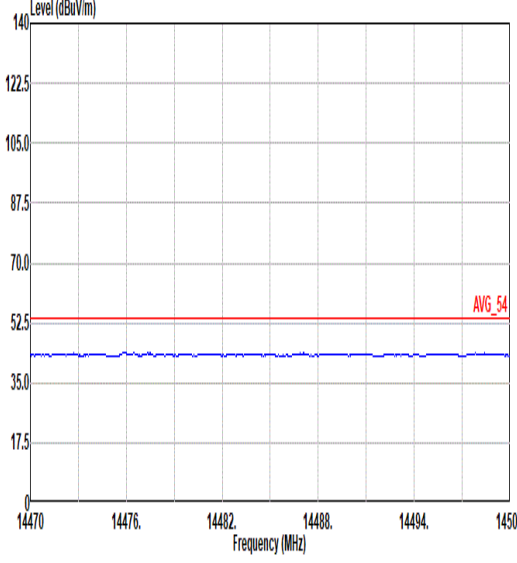
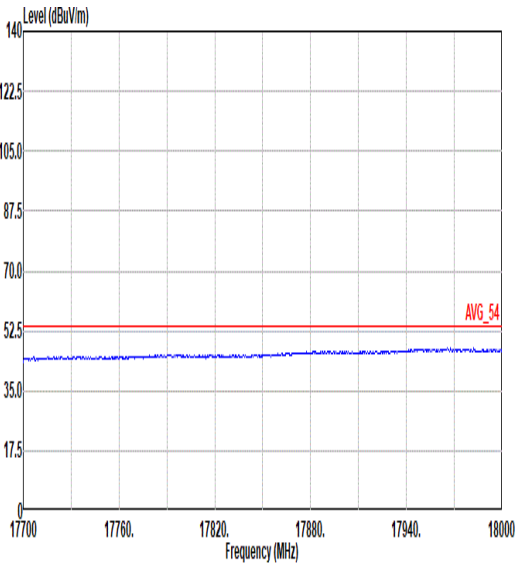
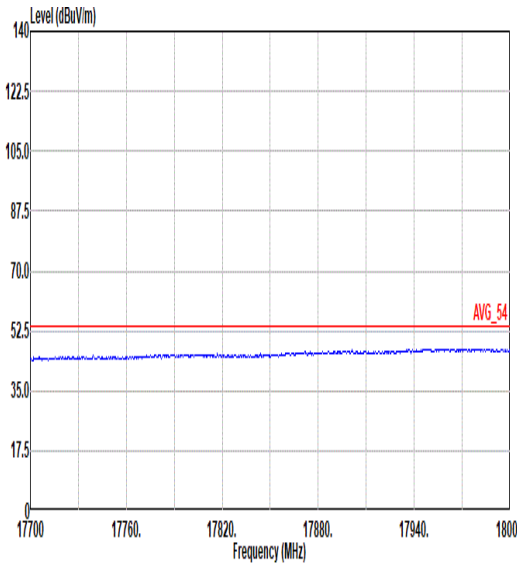


Mode	35																																																																																																																																
	Band Edge																																																																																																																																
	U-NII-3_5.725-5.85_802.11ac VHT20_CH165_5825MHz																																																																																																																																
ANT	1																																																																																																																																
Pol.	Vertical	Fundamental																																																																																																																															
Peak	<p>Site : 03CH20-HY Condition: PEAK_BE(B4)_16-24 3m HF_91200_02360_231030 VERTICAL : RBW:1000.000kHz VBW:3000.000kHz SWT:Auto</p> <table border="1"> <thead> <tr> <th></th> <th>Limit</th> <th>Read</th> <th>Ant</th> <th>Cable</th> <th>Preamp</th> <th>Aux</th> <th>APos</th> <th>TPos</th> <th></th> </tr> <tr> <th>Freq</th> <th>Level</th> <th>Line Margin</th> <th>Level</th> <th>Factor</th> <th>Loss Factor</th> <th>Factor</th> <th></th> <th></th> <th>Remark</th> </tr> <tr> <th></th> <th>MHz</th> <th>dBuV/m</th> <th>dBuV/m</th> <th>dB</th> <th>dBuV</th> <th>dB/m</th> <th>dB</th> <th>dB</th> <th>cm</th> <th>deg</th> </tr> </thead> <tbody> <tr> <td>1</td> <td>5855.00</td> <td>50.89</td> <td>110.00</td> <td>-59.91</td> <td>40.96</td> <td>34.02</td> <td>13.85</td> <td>37.94</td> <td>0.00</td> <td>100</td> <td>240</td> <td>PEAK</td> </tr> <tr> <td>2</td> <td>5870.88</td> <td>49.80</td> <td>106.35</td> <td>-56.55</td> <td>39.79</td> <td>34.00</td> <td>13.87</td> <td>37.94</td> <td>0.00</td> <td>100</td> <td>240</td> <td>PEAK</td> </tr> <tr> <td>3</td> <td>5921.88</td> <td>50.10</td> <td>70.50</td> <td>-20.40</td> <td>39.84</td> <td>34.24</td> <td>13.95</td> <td>37.93</td> <td>0.00</td> <td>100</td> <td>240</td> <td>PEAK</td> </tr> <tr> <td>4</td> <td>5944.75</td> <td>49.83</td> <td>68.20</td> <td>-18.37</td> <td>39.47</td> <td>34.29</td> <td>13.99</td> <td>37.92</td> <td>0.00</td> <td>100</td> <td>240</td> <td>PEAK</td> </tr> </tbody> </table>		Limit	Read	Ant	Cable	Preamp	Aux	APos	TPos		Freq	Level	Line Margin	Level	Factor	Loss Factor	Factor			Remark		MHz	dBuV/m	dBuV/m	dB	dBuV	dB/m	dB	dB	cm	deg	1	5855.00	50.89	110.00	-59.91	40.96	34.02	13.85	37.94	0.00	100	240	PEAK	2	5870.88	49.80	106.35	-56.55	39.79	34.00	13.87	37.94	0.00	100	240	PEAK	3	5921.88	50.10	70.50	-20.40	39.84	34.24	13.95	37.93	0.00	100	240	PEAK	4	5944.75	49.83	68.20	-18.37	39.47	34.29	13.99	37.92	0.00	100	240	PEAK	<p>Site : 03CH20-HY Condition: PEAK(UNII) 3m HF_91200_02360_231030 VERTICAL : RBW:1000.000kHz VBW:3000.000kHz SWT:Auto</p> <table border="1"> <thead> <tr> <th></th> <th>Limit</th> <th>Read</th> <th>Ant</th> <th>Cable</th> <th>Preamp</th> <th>Aux</th> <th>APos</th> <th>TPos</th> <th></th> </tr> <tr> <th>Freq</th> <th>Level</th> <th>Line Margin</th> <th>Level</th> <th>Factor</th> <th>Loss Factor</th> <th>Factor</th> <th></th> <th></th> <th>Remark</th> </tr> <tr> <th></th> <th>MHz</th> <th>dBuV/m</th> <th>dBuV/m</th> <th>dB</th> <th>dBuV</th> <th>dB/m</th> <th>dB</th> <th>dB</th> <th>cm</th> <th>deg</th> </tr> </thead> <tbody> <tr> <td>1</td> <td>5825.00</td> <td>98.19</td> <td>-----</td> <td>-----</td> <td>88.39</td> <td>33.95</td> <td>13.80</td> <td>37.95</td> <td>0.00</td> <td>100</td> <td>240</td> <td>PEAK</td> </tr> </tbody> </table>		Limit	Read	Ant	Cable	Preamp	Aux	APos	TPos		Freq	Level	Line Margin	Level	Factor	Loss Factor	Factor			Remark		MHz	dBuV/m	dBuV/m	dB	dBuV	dB/m	dB	dB	cm	deg	1	5825.00	98.19	-----	-----	88.39	33.95	13.80	37.95	0.00	100	240	PEAK
	Limit	Read	Ant	Cable	Preamp	Aux	APos	TPos																																																																																																																									
Freq	Level	Line Margin	Level	Factor	Loss Factor	Factor			Remark																																																																																																																								
	MHz	dBuV/m	dBuV/m	dB	dBuV	dB/m	dB	dB	cm	deg																																																																																																																							
1	5855.00	50.89	110.00	-59.91	40.96	34.02	13.85	37.94	0.00	100	240	PEAK																																																																																																																					
2	5870.88	49.80	106.35	-56.55	39.79	34.00	13.87	37.94	0.00	100	240	PEAK																																																																																																																					
3	5921.88	50.10	70.50	-20.40	39.84	34.24	13.95	37.93	0.00	100	240	PEAK																																																																																																																					
4	5944.75	49.83	68.20	-18.37	39.47	34.29	13.99	37.92	0.00	100	240	PEAK																																																																																																																					
	Limit	Read	Ant	Cable	Preamp	Aux	APos	TPos																																																																																																																									
Freq	Level	Line Margin	Level	Factor	Loss Factor	Factor			Remark																																																																																																																								
	MHz	dBuV/m	dBuV/m	dB	dBuV	dB/m	dB	dB	cm	deg																																																																																																																							
1	5825.00	98.19	-----	-----	88.39	33.95	13.80	37.95	0.00	100	240	PEAK																																																																																																																					
Avg	Blank	<p>Site : 03CH20-HY Condition: AVG_54 3m HF_91200_02360_231030 VERTICAL : RBW:1000.000kHz VBW:0.820kHz SWT:Auto</p> <table border="1"> <thead> <tr> <th></th> <th>Limit</th> <th>Read</th> <th>Ant</th> <th>Cable</th> <th>Preamp</th> <th>Aux</th> <th>APos</th> <th>TPos</th> <th></th> </tr> <tr> <th>Freq</th> <th>Level</th> <th>Line Margin</th> <th>Level</th> <th>Factor</th> <th>Loss Factor</th> <th>Factor</th> <th></th> <th></th> <th>Remark</th> </tr> <tr> <th></th> <th>MHz</th> <th>dBuV/m</th> <th>dBuV/m</th> <th>dB</th> <th>dBuV</th> <th>dB/m</th> <th>dB</th> <th>dB</th> <th>cm</th> <th>deg</th> </tr> </thead> <tbody> <tr> <td>1</td> <td>5825.00</td> <td>91.04</td> <td>-----</td> <td>-----</td> <td>81.24</td> <td>33.95</td> <td>13.80</td> <td>37.95</td> <td>0.00</td> <td>100</td> <td>240</td> <td>AVERAGE</td> </tr> </tbody> </table>		Limit	Read	Ant	Cable	Preamp	Aux	APos	TPos		Freq	Level	Line Margin	Level	Factor	Loss Factor	Factor			Remark		MHz	dBuV/m	dBuV/m	dB	dBuV	dB/m	dB	dB	cm	deg	1	5825.00	91.04	-----	-----	81.24	33.95	13.80	37.95	0.00	100	240	AVERAGE																																																																																			
	Limit	Read	Ant	Cable	Preamp	Aux	APos	TPos																																																																																																																									
Freq	Level	Line Margin	Level	Factor	Loss Factor	Factor			Remark																																																																																																																								
	MHz	dBuV/m	dBuV/m	dB	dBuV	dB/m	dB	dB	cm	deg																																																																																																																							
1	5825.00	91.04	-----	-----	81.24	33.95	13.80	37.95	0.00	100	240	AVERAGE																																																																																																																					



Mode	35																																																																																																																																	
	Harmonic																																																																																																																																	
	U-NII-3_5.725-5.85_802.11ac VHT20_CH165_5825MHz																																																																																																																																	
ANT	1																																																																																																																																	
Pol.	Horizontal	Vertical																																																																																																																																
Peak Avg	<p>Site : 03CH20-HY Condition: PEAK(UNII) 3m HF_91200_02360_231030 HORIZONTAL</p> <table border="1"> <thead> <tr> <th>Limit</th> <th>Read</th> <th>Ant</th> <th>Cable</th> <th>Preamp</th> <th>Aux</th> <th>APos</th> <th>TPos</th> <th>Remark</th> </tr> <tr> <th>Freq</th> <th>Level</th> <th>Line Margin</th> <th>Level</th> <th>Factor</th> <th>Loss Factor</th> <th>Factor</th> <th></th> <th></th> </tr> <tr> <th>MHz</th> <th>dBuV/m</th> <th>dBuV/m</th> <th>dB</th> <th>dBuV</th> <th>dB/m</th> <th>dB</th> <th>dB</th> <th>cm</th> <th>deg</th> </tr> </thead> <tbody> <tr> <td>1 11650.00</td> <td>50.81</td> <td>74.00</td> <td>-23.19</td> <td>34.93</td> <td>38.60</td> <td>19.60</td> <td>42.78</td> <td>0.46</td> <td>400</td> <td>266</td> <td>PEAK</td> </tr> <tr> <td>2 11650.00</td> <td>41.38</td> <td>54.00</td> <td>-12.62</td> <td>25.50</td> <td>38.60</td> <td>19.60</td> <td>42.78</td> <td>0.46</td> <td>400</td> <td>266</td> <td>Average</td> </tr> <tr> <td>3 17475.00</td> <td>53.64</td> <td>68.20</td> <td>-14.56</td> <td>35.28</td> <td>38.60</td> <td>24.22</td> <td>44.99</td> <td>0.53</td> <td>--</td> <td>--</td> <td>PEAK</td> </tr> </tbody> </table>	Limit	Read	Ant	Cable	Preamp	Aux	APos	TPos	Remark	Freq	Level	Line Margin	Level	Factor	Loss Factor	Factor			MHz	dBuV/m	dBuV/m	dB	dBuV	dB/m	dB	dB	cm	deg	1 11650.00	50.81	74.00	-23.19	34.93	38.60	19.60	42.78	0.46	400	266	PEAK	2 11650.00	41.38	54.00	-12.62	25.50	38.60	19.60	42.78	0.46	400	266	Average	3 17475.00	53.64	68.20	-14.56	35.28	38.60	24.22	44.99	0.53	--	--	PEAK	<p>Site : 03CH20-HY Condition: PEAK(UNII) 3m HF_91200_02360_231030 VERTICAL</p> <table border="1"> <thead> <tr> <th>Limit</th> <th>Read</th> <th>Ant</th> <th>Cable</th> <th>Preamp</th> <th>Aux</th> <th>APos</th> <th>TPos</th> <th>Remark</th> </tr> <tr> <th>Freq</th> <th>Level</th> <th>Line Margin</th> <th>Level</th> <th>Factor</th> <th>Loss Factor</th> <th>Factor</th> <th></th> <th></th> </tr> <tr> <th>MHz</th> <th>dBuV/m</th> <th>dBuV/m</th> <th>dB</th> <th>dBuV</th> <th>dB/m</th> <th>dB</th> <th>dB</th> <th>cm</th> <th>deg</th> </tr> </thead> <tbody> <tr> <td>1 11650.00</td> <td>51.35</td> <td>74.00</td> <td>-22.65</td> <td>35.47</td> <td>38.60</td> <td>19.60</td> <td>42.78</td> <td>0.46</td> <td>300</td> <td>21</td> <td>PEAK</td> </tr> <tr> <td>2 11650.00</td> <td>41.34</td> <td>54.00</td> <td>-12.66</td> <td>25.46</td> <td>38.60</td> <td>19.60</td> <td>42.78</td> <td>0.46</td> <td>300</td> <td>21</td> <td>Average</td> </tr> <tr> <td>3 17475.00</td> <td>53.45</td> <td>68.20</td> <td>-14.75</td> <td>35.09</td> <td>38.60</td> <td>24.22</td> <td>44.99</td> <td>0.53</td> <td>--</td> <td>--</td> <td>PEAK</td> </tr> </tbody> </table>	Limit	Read	Ant	Cable	Preamp	Aux	APos	TPos	Remark	Freq	Level	Line Margin	Level	Factor	Loss Factor	Factor			MHz	dBuV/m	dBuV/m	dB	dBuV	dB/m	dB	dB	cm	deg	1 11650.00	51.35	74.00	-22.65	35.47	38.60	19.60	42.78	0.46	300	21	PEAK	2 11650.00	41.34	54.00	-12.66	25.46	38.60	19.60	42.78	0.46	300	21	Average	3 17475.00	53.45	68.20	-14.75	35.09	38.60	24.22	44.99	0.53	--	--	PEAK
Limit	Read	Ant	Cable	Preamp	Aux	APos	TPos	Remark																																																																																																																										
Freq	Level	Line Margin	Level	Factor	Loss Factor	Factor																																																																																																																												
MHz	dBuV/m	dBuV/m	dB	dBuV	dB/m	dB	dB	cm	deg																																																																																																																									
1 11650.00	50.81	74.00	-23.19	34.93	38.60	19.60	42.78	0.46	400	266	PEAK																																																																																																																							
2 11650.00	41.38	54.00	-12.62	25.50	38.60	19.60	42.78	0.46	400	266	Average																																																																																																																							
3 17475.00	53.64	68.20	-14.56	35.28	38.60	24.22	44.99	0.53	--	--	PEAK																																																																																																																							
Limit	Read	Ant	Cable	Preamp	Aux	APos	TPos	Remark																																																																																																																										
Freq	Level	Line Margin	Level	Factor	Loss Factor	Factor																																																																																																																												
MHz	dBuV/m	dBuV/m	dB	dBuV	dB/m	dB	dB	cm	deg																																																																																																																									
1 11650.00	51.35	74.00	-22.65	35.47	38.60	19.60	42.78	0.46	300	21	PEAK																																																																																																																							
2 11650.00	41.34	54.00	-12.66	25.46	38.60	19.60	42.78	0.46	300	21	Average																																																																																																																							
3 17475.00	53.45	68.20	-14.75	35.09	38.60	24.22	44.99	0.53	--	--	PEAK																																																																																																																							



Mode	35	
	Harmonic	
	U-NII-3_5.725-5.85_802.11ac VHT20_CH165_5825MHz	
ANT	1	
Pol.	Horizontal	Vertical
14.47G ~14.5G Avg	 <p>Site : 03CH20-HY Condition: AVG_54 3m HF_91200_02360_231030 HORIZONTAL</p>	 <p>Site : 03CH20-HY Condition: AVG_54 3m HF_91200_02360_231030 VERTICAL</p>
17.7G ~18G Avg	 <p>Site : 03CH20-HY Condition: AVG_54 3m HF_91200_02360_231030 HORIZONTAL</p>	 <p>Site : 03CH20-HY Condition: AVG_54 3m HF_91200_02360_231030 VERTICAL</p>



Mode	36																																																																																																																												
	Band Edge - L																																																																																																																												
	U-NII-3_5.725-5.85_802.11ac VHT40_CH151_5755MHz																																																																																																																												
ANT	1																																																																																																																												
Pol.	Horizontal	Fundamental																																																																																																																											
Peak	<p>Site : 03CH20-HY Condition: PEAK_BE(B4)_16-24 3m HF_91200_02360_231030 HORIZONTAL : RBW:1000.000kHz VBW:3000.000kHz SWT:Auto</p> <table border="1"> <thead> <tr> <th></th> <th>Limit</th> <th>Read</th> <th>Ant</th> <th>Cable</th> <th>Preamp</th> <th>Aux</th> <th>APos</th> <th>TPos</th> <th>Remark</th> </tr> <tr> <th></th> <th>Freq</th> <th>Level</th> <th>Line Margin</th> <th>Level</th> <th>Factor</th> <th>Loss Factor</th> <th>Factor</th> <th></th> <th></th> </tr> <tr> <th></th> <th>MHz</th> <th>dBuV/m</th> <th>dBuV/m</th> <th>dB</th> <th>dBuV</th> <th>dB/m</th> <th>dB</th> <th>dB</th> <th>cm</th> <th>deg</th> </tr> </thead> <tbody> <tr> <td>1</td> <td>5645.11</td> <td>50.05</td> <td>68.20</td> <td>-18.15</td> <td>41.42</td> <td>33.00</td> <td>13.55</td> <td>38.00</td> <td>0.00</td> <td>10</td> <td>PEAK</td> </tr> <tr> <td>2</td> <td>5652.39</td> <td>50.09</td> <td>69.98</td> <td>-19.89</td> <td>41.40</td> <td>33.12</td> <td>13.56</td> <td>37.99</td> <td>0.00</td> <td>10</td> <td>PEAK</td> </tr> <tr> <td>3</td> <td>5714.86</td> <td>60.66</td> <td>109.36</td> <td>-48.70</td> <td>51.46</td> <td>33.53</td> <td>13.65</td> <td>37.98</td> <td>0.00</td> <td>10</td> <td>PEAK</td> </tr> <tr> <td>4</td> <td>5728.75</td> <td>63.18</td> <td>112.50</td> <td>-49.32</td> <td>53.97</td> <td>33.54</td> <td>13.65</td> <td>37.98</td> <td>0.00</td> <td>10</td> <td>PEAK</td> </tr> </tbody> </table>		Limit	Read	Ant	Cable	Preamp	Aux	APos	TPos	Remark		Freq	Level	Line Margin	Level	Factor	Loss Factor	Factor				MHz	dBuV/m	dBuV/m	dB	dBuV	dB/m	dB	dB	cm	deg	1	5645.11	50.05	68.20	-18.15	41.42	33.00	13.55	38.00	0.00	10	PEAK	2	5652.39	50.09	69.98	-19.89	41.40	33.12	13.56	37.99	0.00	10	PEAK	3	5714.86	60.66	109.36	-48.70	51.46	33.53	13.65	37.98	0.00	10	PEAK	4	5728.75	63.18	112.50	-49.32	53.97	33.54	13.65	37.98	0.00	10	PEAK	<p>Site : 03CH20-HY Condition: PEAK(UNII) 3m HF_91200_02360_231030 HORIZONTAL : RBW:1000.000kHz VBW:3000.000kHz SWT:Auto</p> <table border="1"> <thead> <tr> <th></th> <th>Limit</th> <th>Read</th> <th>Ant</th> <th>Cable</th> <th>Preamp</th> <th>Aux</th> <th>APos</th> <th>TPos</th> <th>Remark</th> </tr> <tr> <th></th> <th>Freq</th> <th>Level</th> <th>Line Margin</th> <th>Level</th> <th>Factor</th> <th>Loss Factor</th> <th>Factor</th> <th></th> <th></th> </tr> <tr> <th></th> <th>MHz</th> <th>dBuV/m</th> <th>dBuV/m</th> <th>dB</th> <th>dBuV</th> <th>dB/m</th> <th>dB</th> <th>dB</th> <th>cm</th> <th>deg</th> </tr> </thead> <tbody> <tr> <td>1</td> <td>5755.00</td> <td>100.83</td> <td>-----</td> <td>-----</td> <td>91.45</td> <td>33.65</td> <td>13.70</td> <td>37.97</td> <td>0.00</td> <td>100</td> <td>10</td> <td>PEAK</td> </tr> </tbody> </table>		Limit	Read	Ant	Cable	Preamp	Aux	APos	TPos	Remark		Freq	Level	Line Margin	Level	Factor	Loss Factor	Factor				MHz	dBuV/m	dBuV/m	dB	dBuV	dB/m	dB	dB	cm	deg	1	5755.00	100.83	-----	-----	91.45	33.65	13.70	37.97	0.00	100	10	PEAK
	Limit	Read	Ant	Cable	Preamp	Aux	APos	TPos	Remark																																																																																																																				
	Freq	Level	Line Margin	Level	Factor	Loss Factor	Factor																																																																																																																						
	MHz	dBuV/m	dBuV/m	dB	dBuV	dB/m	dB	dB	cm	deg																																																																																																																			
1	5645.11	50.05	68.20	-18.15	41.42	33.00	13.55	38.00	0.00	10	PEAK																																																																																																																		
2	5652.39	50.09	69.98	-19.89	41.40	33.12	13.56	37.99	0.00	10	PEAK																																																																																																																		
3	5714.86	60.66	109.36	-48.70	51.46	33.53	13.65	37.98	0.00	10	PEAK																																																																																																																		
4	5728.75	63.18	112.50	-49.32	53.97	33.54	13.65	37.98	0.00	10	PEAK																																																																																																																		
	Limit	Read	Ant	Cable	Preamp	Aux	APos	TPos	Remark																																																																																																																				
	Freq	Level	Line Margin	Level	Factor	Loss Factor	Factor																																																																																																																						
	MHz	dBuV/m	dBuV/m	dB	dBuV	dB/m	dB	dB	cm	deg																																																																																																																			
1	5755.00	100.83	-----	-----	91.45	33.65	13.70	37.97	0.00	100	10	PEAK																																																																																																																	
Avg	Blank	<p>Site : 03CH20-HY Condition: AVG_54 3m HF_91200_02360_231030 HORIZONTAL : RBW:1000.000kHz VBW:1.600kHz SWT:Auto</p> <table border="1"> <thead> <tr> <th></th> <th>Limit</th> <th>Read</th> <th>Ant</th> <th>Cable</th> <th>Preamp</th> <th>Aux</th> <th>APos</th> <th>TPos</th> <th>Remark</th> </tr> <tr> <th></th> <th>Freq</th> <th>Level</th> <th>Line Margin</th> <th>Level</th> <th>Factor</th> <th>Loss Factor</th> <th>Factor</th> <th></th> <th></th> </tr> <tr> <th></th> <th>MHz</th> <th>dBuV/m</th> <th>dBuV/m</th> <th>dB</th> <th>dBuV</th> <th>dB/m</th> <th>dB</th> <th>dB</th> <th>cm</th> <th>deg</th> </tr> </thead> <tbody> <tr> <td>1</td> <td>5755.00</td> <td>93.02</td> <td>-----</td> <td>-----</td> <td>83.64</td> <td>33.65</td> <td>13.70</td> <td>37.97</td> <td>0.00</td> <td>100</td> <td>10</td> <td>AVERAGE</td> </tr> </tbody> </table>		Limit	Read	Ant	Cable	Preamp	Aux	APos	TPos	Remark		Freq	Level	Line Margin	Level	Factor	Loss Factor	Factor				MHz	dBuV/m	dBuV/m	dB	dBuV	dB/m	dB	dB	cm	deg	1	5755.00	93.02	-----	-----	83.64	33.65	13.70	37.97	0.00	100	10	AVERAGE																																																																															
	Limit	Read	Ant	Cable	Preamp	Aux	APos	TPos	Remark																																																																																																																				
	Freq	Level	Line Margin	Level	Factor	Loss Factor	Factor																																																																																																																						
	MHz	dBuV/m	dBuV/m	dB	dBuV	dB/m	dB	dB	cm	deg																																																																																																																			
1	5755.00	93.02	-----	-----	83.64	33.65	13.70	37.97	0.00	100	10	AVERAGE																																																																																																																	



Mode	36																																																																							
	Band Edge - R																																																																							
	U-NII-3_5.725-5.85_802.11ac VHT40_CH151_5755MHz																																																																							
ANT	1																																																																							
Pol.	Horizontal	Fundamental																																																																						
Peak	<p>Site : 03CH20-HY Condition: PEAK_BE(B4)_16-24 3m HF_91200_02360_231030 HORIZONTAL : RBW:1000.000kHz VBW:3000.000kHz SMT:Auto</p> <table border="1"> <thead> <tr> <th></th> <th>Limit</th> <th>Read</th> <th>Ant</th> <th>Cable</th> <th>Preamp</th> <th>Aux</th> <th>APos</th> <th>TPos</th> <th></th> </tr> <tr> <th>Freq</th> <th>Level</th> <th>Line Margin</th> <th>Level</th> <th>Factor</th> <th>Loss Factor</th> <th>Factor</th> <th></th> <th></th> <th>Remark</th> </tr> <tr> <th>MHz</th> <th>dBuV/m</th> <th>dBuV/m</th> <th>dB</th> <th>dBuV</th> <th>dB/m</th> <th>dB</th> <th>dB</th> <th>cm</th> <th>deg</th> </tr> </thead> <tbody> <tr> <td>1 5854.84</td> <td>46.83</td> <td>111.17</td> <td>-64.34</td> <td>36.90</td> <td>34.02</td> <td>13.85</td> <td>37.94</td> <td>0.00</td> <td>10 PEAK</td> </tr> <tr> <td>2 5872.00</td> <td>48.27</td> <td>106.04</td> <td>-57.77</td> <td>38.24</td> <td>34.09</td> <td>13.88</td> <td>37.94</td> <td>0.00</td> <td>10 PEAK</td> </tr> <tr> <td>3 5924.07</td> <td>49.58</td> <td>68.89</td> <td>-19.31</td> <td>39.30</td> <td>34.25</td> <td>13.96</td> <td>37.93</td> <td>0.00</td> <td>10 PEAK</td> </tr> <tr> <td>4 5930.89</td> <td>49.60</td> <td>68.20</td> <td>-18.60</td> <td>39.30</td> <td>34.26</td> <td>13.97</td> <td>37.93</td> <td>0.00</td> <td>10 PEAK</td> </tr> </tbody> </table>		Limit	Read	Ant	Cable	Preamp	Aux	APos	TPos		Freq	Level	Line Margin	Level	Factor	Loss Factor	Factor			Remark	MHz	dBuV/m	dBuV/m	dB	dBuV	dB/m	dB	dB	cm	deg	1 5854.84	46.83	111.17	-64.34	36.90	34.02	13.85	37.94	0.00	10 PEAK	2 5872.00	48.27	106.04	-57.77	38.24	34.09	13.88	37.94	0.00	10 PEAK	3 5924.07	49.58	68.89	-19.31	39.30	34.25	13.96	37.93	0.00	10 PEAK	4 5930.89	49.60	68.20	-18.60	39.30	34.26	13.97	37.93	0.00	10 PEAK	Blank
	Limit	Read	Ant	Cable	Preamp	Aux	APos	TPos																																																																
Freq	Level	Line Margin	Level	Factor	Loss Factor	Factor			Remark																																																															
MHz	dBuV/m	dBuV/m	dB	dBuV	dB/m	dB	dB	cm	deg																																																															
1 5854.84	46.83	111.17	-64.34	36.90	34.02	13.85	37.94	0.00	10 PEAK																																																															
2 5872.00	48.27	106.04	-57.77	38.24	34.09	13.88	37.94	0.00	10 PEAK																																																															
3 5924.07	49.58	68.89	-19.31	39.30	34.25	13.96	37.93	0.00	10 PEAK																																																															
4 5930.89	49.60	68.20	-18.60	39.30	34.26	13.97	37.93	0.00	10 PEAK																																																															



Mode	36																																																																																																																														
	Band Edge - L																																																																																																																														
	U-NII-3_5.725-5.85_802.11ac VHT40_CH151_5755MHz																																																																																																																														
ANT	1																																																																																																																														
Pol.	Vertical	Fundamental																																																																																																																													
Peak	<p>Level (dBuV/m) vs Frequency (MHz) plot. Peak at 5724 MHz. Condition: PEAK_BE(B4)_16-24</p> <p>Site : 03CH20-HY Condition: PEAK_BE(B4)_16-24 3m HF_91200_02360_231030 VERTICAL : RBW:1000.000kHz VBW:3000.000kHz SWT:Auto</p> <table border="1"> <thead> <tr> <th></th> <th>Limit</th> <th>Read</th> <th>Ant</th> <th>Cable</th> <th>Preamp</th> <th>Aux</th> <th>APos</th> <th>TPos</th> <th>Remark</th> </tr> <tr> <th></th> <th>Freq</th> <th>Level</th> <th>Line Margin</th> <th>Level</th> <th>Factor</th> <th>Loss Factor</th> <th>Factor</th> <th></th> <th></th> </tr> <tr> <th></th> <th>MHz</th> <th>dBuV/m</th> <th>dBuV/m</th> <th>dB</th> <th>dBuV</th> <th>dB/m</th> <th>dB</th> <th>dB</th> <th>cm</th> </tr> </thead> <tbody> <tr> <td>1</td> <td>5640.05</td> <td>50.30</td> <td>68.20</td> <td>-17.90</td> <td>41.65</td> <td>33.09</td> <td>13.55</td> <td>37.99</td> <td>0.00</td> <td>100</td> <td>235</td> <td>PEAK</td> </tr> <tr> <td>2</td> <td>5651.31</td> <td>48.95</td> <td>69.17</td> <td>-20.22</td> <td>40.27</td> <td>33.11</td> <td>13.56</td> <td>37.99</td> <td>0.00</td> <td>100</td> <td>235</td> <td>PEAK</td> </tr> <tr> <td>3</td> <td>5719.35</td> <td>60.98</td> <td>110.62</td> <td>-49.64</td> <td>51.77</td> <td>33.54</td> <td>13.65</td> <td>37.98</td> <td>0.00</td> <td>100</td> <td>235</td> <td>PEAK</td> </tr> <tr> <td>4</td> <td>5720.28</td> <td>57.55</td> <td>111.44</td> <td>-53.89</td> <td>48.34</td> <td>33.54</td> <td>13.65</td> <td>37.98</td> <td>0.00</td> <td>100</td> <td>235</td> <td>PEAK</td> </tr> </tbody> </table>		Limit	Read	Ant	Cable	Preamp	Aux	APos	TPos	Remark		Freq	Level	Line Margin	Level	Factor	Loss Factor	Factor				MHz	dBuV/m	dBuV/m	dB	dBuV	dB/m	dB	dB	cm	1	5640.05	50.30	68.20	-17.90	41.65	33.09	13.55	37.99	0.00	100	235	PEAK	2	5651.31	48.95	69.17	-20.22	40.27	33.11	13.56	37.99	0.00	100	235	PEAK	3	5719.35	60.98	110.62	-49.64	51.77	33.54	13.65	37.98	0.00	100	235	PEAK	4	5720.28	57.55	111.44	-53.89	48.34	33.54	13.65	37.98	0.00	100	235	PEAK	<p>Level (dBuV/m) vs Frequency (MHz) plot. Peak at 5755 MHz. Condition: PEAK(U-NII)</p> <p>Site : 03CH20-HY Condition: PEAK(U-NII) 3m HF_91200_02360_231030 VERTICAL : RBW:1000.000kHz VBW:3000.000kHz SWT:Auto</p> <table border="1"> <thead> <tr> <th></th> <th>Limit</th> <th>Read</th> <th>Ant</th> <th>Cable</th> <th>Preamp</th> <th>Aux</th> <th>APos</th> <th>TPos</th> <th>Remark</th> </tr> <tr> <th></th> <th>Freq</th> <th>Level</th> <th>Line Margin</th> <th>Level</th> <th>Factor</th> <th>Loss Factor</th> <th>Factor</th> <th></th> <th></th> </tr> <tr> <th></th> <th>MHz</th> <th>dBuV/m</th> <th>dBuV/m</th> <th>dB</th> <th>dBuV</th> <th>dB/m</th> <th>dB</th> <th>dB</th> <th>cm</th> </tr> </thead> <tbody> <tr> <td>1</td> <td>5755.00</td> <td>98.14</td> <td>-----</td> <td>-----</td> <td>88.80</td> <td>33.61</td> <td>13.70</td> <td>37.97</td> <td>0.00</td> <td>100</td> <td>235</td> <td>PEAK</td> </tr> </tbody> </table>		Limit	Read	Ant	Cable	Preamp	Aux	APos	TPos	Remark		Freq	Level	Line Margin	Level	Factor	Loss Factor	Factor				MHz	dBuV/m	dBuV/m	dB	dBuV	dB/m	dB	dB	cm	1	5755.00	98.14	-----	-----	88.80	33.61	13.70	37.97	0.00	100	235	PEAK
	Limit	Read	Ant	Cable	Preamp	Aux	APos	TPos	Remark																																																																																																																						
	Freq	Level	Line Margin	Level	Factor	Loss Factor	Factor																																																																																																																								
	MHz	dBuV/m	dBuV/m	dB	dBuV	dB/m	dB	dB	cm																																																																																																																						
1	5640.05	50.30	68.20	-17.90	41.65	33.09	13.55	37.99	0.00	100	235	PEAK																																																																																																																			
2	5651.31	48.95	69.17	-20.22	40.27	33.11	13.56	37.99	0.00	100	235	PEAK																																																																																																																			
3	5719.35	60.98	110.62	-49.64	51.77	33.54	13.65	37.98	0.00	100	235	PEAK																																																																																																																			
4	5720.28	57.55	111.44	-53.89	48.34	33.54	13.65	37.98	0.00	100	235	PEAK																																																																																																																			
	Limit	Read	Ant	Cable	Preamp	Aux	APos	TPos	Remark																																																																																																																						
	Freq	Level	Line Margin	Level	Factor	Loss Factor	Factor																																																																																																																								
	MHz	dBuV/m	dBuV/m	dB	dBuV	dB/m	dB	dB	cm																																																																																																																						
1	5755.00	98.14	-----	-----	88.80	33.61	13.70	37.97	0.00	100	235	PEAK																																																																																																																			
Avg	Blank	<p>Level (dBuV/m) vs Frequency (MHz) plot. Peak at 5755 MHz. Condition: AVG_54</p> <p>Site : 03CH20-HY Condition: AVG_54 3m HF_91200_02360_231030 VERTICAL : RBW:1000.000kHz VBW:1.600kHz SWT:Auto</p> <table border="1"> <thead> <tr> <th></th> <th>Limit</th> <th>Read</th> <th>Ant</th> <th>Cable</th> <th>Preamp</th> <th>Aux</th> <th>APos</th> <th>TPos</th> <th>Remark</th> </tr> <tr> <th></th> <th>Freq</th> <th>Level</th> <th>Line Margin</th> <th>Level</th> <th>Factor</th> <th>Loss Factor</th> <th>Factor</th> <th></th> <th></th> </tr> <tr> <th></th> <th>MHz</th> <th>dBuV/m</th> <th>dBuV/m</th> <th>dB</th> <th>dBuV</th> <th>dB/m</th> <th>dB</th> <th>dB</th> <th>cm</th> </tr> </thead> <tbody> <tr> <td>1</td> <td>5755.00</td> <td>90.96</td> <td>-----</td> <td>-----</td> <td>81.62</td> <td>33.61</td> <td>13.70</td> <td>37.97</td> <td>0.00</td> <td>100</td> <td>235</td> <td>AVERAGE</td> </tr> </tbody> </table>		Limit	Read	Ant	Cable	Preamp	Aux	APos	TPos	Remark		Freq	Level	Line Margin	Level	Factor	Loss Factor	Factor				MHz	dBuV/m	dBuV/m	dB	dBuV	dB/m	dB	dB	cm	1	5755.00	90.96	-----	-----	81.62	33.61	13.70	37.97	0.00	100	235	AVERAGE																																																																																		
	Limit	Read	Ant	Cable	Preamp	Aux	APos	TPos	Remark																																																																																																																						
	Freq	Level	Line Margin	Level	Factor	Loss Factor	Factor																																																																																																																								
	MHz	dBuV/m	dBuV/m	dB	dBuV	dB/m	dB	dB	cm																																																																																																																						
1	5755.00	90.96	-----	-----	81.62	33.61	13.70	37.97	0.00	100	235	AVERAGE																																																																																																																			

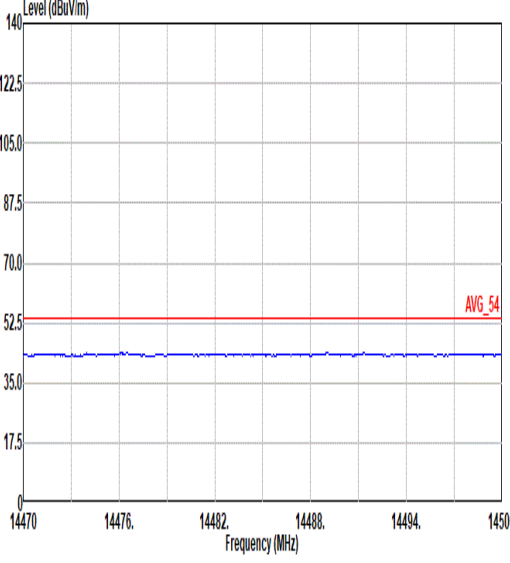
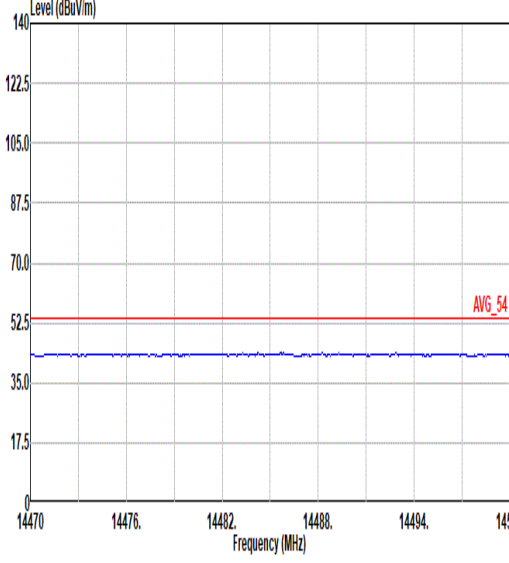
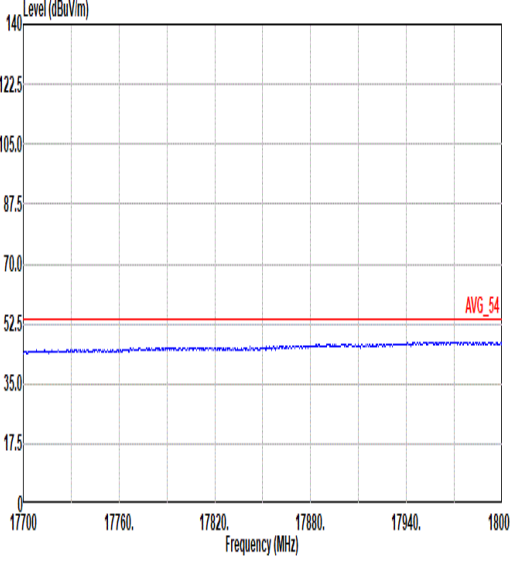
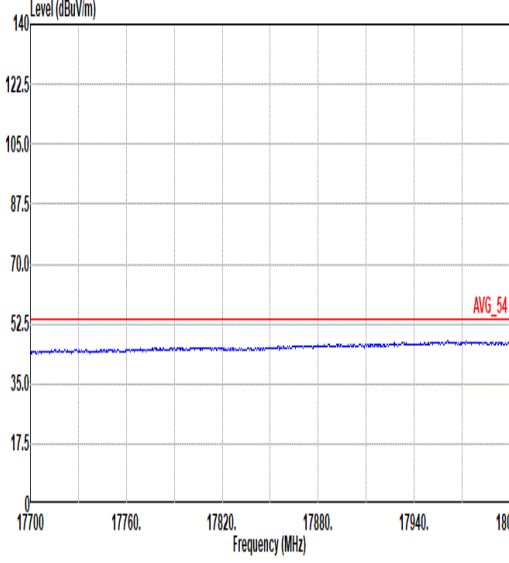


Mode	36																																																																									
	Band Edge - R																																																																									
	U-NII-3_5.725-5.85_802.11ac VHT40_CH151_5755MHz																																																																									
ANT	1																																																																									
Pol.	Vertical	Fundamental																																																																								
Peak	<p>Site : 03CH20-HY Condition: PEAK_BE(B4)_16-24 3m HF_91200_02360_231030 VERTICAL : RBW:1000.000kHz VBW:3000.000kHz SMT:Auto</p> <table border="1"> <thead> <tr> <th>Limit</th> <th>Read</th> <th>Ant</th> <th>Cable</th> <th>Preamp</th> <th>Aux</th> <th>APos</th> <th>TPos</th> <th>Remark</th> </tr> <tr> <th>Freq</th> <th>Level</th> <th>Line</th> <th>Margin</th> <th>Level</th> <th>Factor</th> <th>Loss</th> <th>Factor</th> <th>Factor</th> <th>cm</th> <th>deg</th> </tr> </thead> <tbody> <tr> <td>1</td> <td>5854.65</td> <td>47.57</td> <td>111.61</td> <td>-64.04</td> <td>37.64</td> <td>34.02</td> <td>13.85</td> <td>37.94</td> <td>0.00</td> <td>100</td> <td>235</td> <td>PEAK</td> </tr> <tr> <td>2</td> <td>5874.54</td> <td>48.09</td> <td>105.33</td> <td>-57.24</td> <td>38.05</td> <td>34.10</td> <td>13.88</td> <td>37.94</td> <td>0.00</td> <td>100</td> <td>235</td> <td>PEAK</td> </tr> <tr> <td>3</td> <td>5924.07</td> <td>49.15</td> <td>68.89</td> <td>-19.74</td> <td>38.87</td> <td>34.25</td> <td>13.96</td> <td>37.93</td> <td>0.00</td> <td>100</td> <td>235</td> <td>PEAK</td> </tr> <tr> <td>4</td> <td>5939.86</td> <td>49.61</td> <td>68.20</td> <td>-18.59</td> <td>39.27</td> <td>34.28</td> <td>13.98</td> <td>37.92</td> <td>0.00</td> <td>100</td> <td>235</td> <td>PEAK</td> </tr> </tbody> </table>	Limit	Read	Ant	Cable	Preamp	Aux	APos	TPos	Remark	Freq	Level	Line	Margin	Level	Factor	Loss	Factor	Factor	cm	deg	1	5854.65	47.57	111.61	-64.04	37.64	34.02	13.85	37.94	0.00	100	235	PEAK	2	5874.54	48.09	105.33	-57.24	38.05	34.10	13.88	37.94	0.00	100	235	PEAK	3	5924.07	49.15	68.89	-19.74	38.87	34.25	13.96	37.93	0.00	100	235	PEAK	4	5939.86	49.61	68.20	-18.59	39.27	34.28	13.98	37.92	0.00	100	235	PEAK	Blank
Limit	Read	Ant	Cable	Preamp	Aux	APos	TPos	Remark																																																																		
Freq	Level	Line	Margin	Level	Factor	Loss	Factor	Factor	cm	deg																																																																
1	5854.65	47.57	111.61	-64.04	37.64	34.02	13.85	37.94	0.00	100	235	PEAK																																																														
2	5874.54	48.09	105.33	-57.24	38.05	34.10	13.88	37.94	0.00	100	235	PEAK																																																														
3	5924.07	49.15	68.89	-19.74	38.87	34.25	13.96	37.93	0.00	100	235	PEAK																																																														
4	5939.86	49.61	68.20	-18.59	39.27	34.28	13.98	37.92	0.00	100	235	PEAK																																																														



Mode	36																																																																																																																																	
	Harmonic																																																																																																																																	
	U-NII-3_5.725-5.85_802.11ac VHT40_CH151_5755MHz																																																																																																																																	
ANT	1																																																																																																																																	
Pol.	Horizontal	Vertical																																																																																																																																
Peak Avg	<p>Site : 03CH20-HY Condition: PEAK(UNII) 3m HF_91200_02360_231030 HORIZONTAL</p> <table border="1"> <thead> <tr> <th>Limit</th> <th>Read</th> <th>Ant</th> <th>Cable</th> <th>Preamp</th> <th>Aux</th> <th>APos</th> <th>TPos</th> <th>Remark</th> </tr> <tr> <th>Freq</th> <th>Level</th> <th>Line Margin</th> <th>Level</th> <th>Factor</th> <th>Loss Factor</th> <th>Factor</th> <th></th> <th></th> </tr> <tr> <th>MHz</th> <th>dBuV/m</th> <th>dBuV/m</th> <th>dB</th> <th>dBuV</th> <th>dB/m</th> <th>dB</th> <th>dB</th> <th>cm</th> <th>deg</th> </tr> </thead> <tbody> <tr> <td>1 11510.00</td> <td>51.56</td> <td>74.00</td> <td>-22.44</td> <td>35.21</td> <td>39.06</td> <td>19.48</td> <td>42.66</td> <td>0.47</td> <td>200</td> <td>194</td> <td>PEAK</td> </tr> <tr> <td>2 11510.00</td> <td>42.35</td> <td>54.00</td> <td>-11.65</td> <td>26.00</td> <td>39.06</td> <td>19.48</td> <td>42.66</td> <td>0.47</td> <td>200</td> <td>194</td> <td>Average</td> </tr> <tr> <td>3 17265.00</td> <td>53.04</td> <td>68.20</td> <td>-15.16</td> <td>34.96</td> <td>38.27</td> <td>24.08</td> <td>44.79</td> <td>0.52</td> <td>--</td> <td>--</td> <td>PEAK</td> </tr> </tbody> </table>	Limit	Read	Ant	Cable	Preamp	Aux	APos	TPos	Remark	Freq	Level	Line Margin	Level	Factor	Loss Factor	Factor			MHz	dBuV/m	dBuV/m	dB	dBuV	dB/m	dB	dB	cm	deg	1 11510.00	51.56	74.00	-22.44	35.21	39.06	19.48	42.66	0.47	200	194	PEAK	2 11510.00	42.35	54.00	-11.65	26.00	39.06	19.48	42.66	0.47	200	194	Average	3 17265.00	53.04	68.20	-15.16	34.96	38.27	24.08	44.79	0.52	--	--	PEAK	<p>Site : 03CH20-HY Condition: PEAK(UNII) 3m HF_91200_02360_231030 VERTICAL</p> <table border="1"> <thead> <tr> <th>Limit</th> <th>Read</th> <th>Ant</th> <th>Cable</th> <th>Preamp</th> <th>Aux</th> <th>APos</th> <th>TPos</th> <th>Remark</th> </tr> <tr> <th>Freq</th> <th>Level</th> <th>Line Margin</th> <th>Level</th> <th>Factor</th> <th>Loss Factor</th> <th>Factor</th> <th></th> <th></th> </tr> <tr> <th>MHz</th> <th>dBuV/m</th> <th>dBuV/m</th> <th>dB</th> <th>dBuV</th> <th>dB/m</th> <th>dB</th> <th>dB</th> <th>cm</th> <th>deg</th> </tr> </thead> <tbody> <tr> <td>1 11510.00</td> <td>51.76</td> <td>74.00</td> <td>-22.24</td> <td>35.41</td> <td>39.06</td> <td>19.48</td> <td>42.66</td> <td>0.47</td> <td>300</td> <td>176</td> <td>PEAK</td> </tr> <tr> <td>2 11510.00</td> <td>42.40</td> <td>54.00</td> <td>-11.60</td> <td>26.05</td> <td>39.06</td> <td>19.48</td> <td>42.66</td> <td>0.47</td> <td>300</td> <td>176</td> <td>Average</td> </tr> <tr> <td>3 17265.00</td> <td>53.53</td> <td>68.20</td> <td>-14.67</td> <td>35.45</td> <td>38.27</td> <td>24.08</td> <td>44.79</td> <td>0.52</td> <td>--</td> <td>--</td> <td>PEAK</td> </tr> </tbody> </table>	Limit	Read	Ant	Cable	Preamp	Aux	APos	TPos	Remark	Freq	Level	Line Margin	Level	Factor	Loss Factor	Factor			MHz	dBuV/m	dBuV/m	dB	dBuV	dB/m	dB	dB	cm	deg	1 11510.00	51.76	74.00	-22.24	35.41	39.06	19.48	42.66	0.47	300	176	PEAK	2 11510.00	42.40	54.00	-11.60	26.05	39.06	19.48	42.66	0.47	300	176	Average	3 17265.00	53.53	68.20	-14.67	35.45	38.27	24.08	44.79	0.52	--	--	PEAK
Limit	Read	Ant	Cable	Preamp	Aux	APos	TPos	Remark																																																																																																																										
Freq	Level	Line Margin	Level	Factor	Loss Factor	Factor																																																																																																																												
MHz	dBuV/m	dBuV/m	dB	dBuV	dB/m	dB	dB	cm	deg																																																																																																																									
1 11510.00	51.56	74.00	-22.44	35.21	39.06	19.48	42.66	0.47	200	194	PEAK																																																																																																																							
2 11510.00	42.35	54.00	-11.65	26.00	39.06	19.48	42.66	0.47	200	194	Average																																																																																																																							
3 17265.00	53.04	68.20	-15.16	34.96	38.27	24.08	44.79	0.52	--	--	PEAK																																																																																																																							
Limit	Read	Ant	Cable	Preamp	Aux	APos	TPos	Remark																																																																																																																										
Freq	Level	Line Margin	Level	Factor	Loss Factor	Factor																																																																																																																												
MHz	dBuV/m	dBuV/m	dB	dBuV	dB/m	dB	dB	cm	deg																																																																																																																									
1 11510.00	51.76	74.00	-22.24	35.41	39.06	19.48	42.66	0.47	300	176	PEAK																																																																																																																							
2 11510.00	42.40	54.00	-11.60	26.05	39.06	19.48	42.66	0.47	300	176	Average																																																																																																																							
3 17265.00	53.53	68.20	-14.67	35.45	38.27	24.08	44.79	0.52	--	--	PEAK																																																																																																																							



Mode	36	
	Harmonic	
	U-NII-3_5.725-5.85_802.11ac VHT40_CH151_5755MHz	
ANT	1	
Pol.	Horizontal	Vertical
14.47G ~14.5G Avg	 <p>Site : 03CH20-HY Condition: AVG_54 3m HF_91200_02360_231030 HORIZONTAL</p>	 <p>Site : 03CH20-HY Condition: AVG_54 3m HF_91200_02360_231030 VERTICAL</p>
17.7G ~18G Avg	 <p>Site : 03CH20-HY Condition: AVG_54 3m HF_91200_02360_231030 HORIZONTAL</p>	 <p>Site : 03CH20-HY Condition: AVG_54 3m HF_91200_02360_231030 VERTICAL</p>



Mode	37																																																																																																														
	Band Edge - L																																																																																																														
	U-NII-3_5.725-5.85_802.11ac VHT40_CH159_5795MHz																																																																																																														
ANT	1																																																																																																														
Pol.	Horizontal	Fundamental																																																																																																													
Peak	<p>Level (dBuV/m) vs Frequency (MHz)</p> <p>Site : 03CH20-HY Condition: PEAK_BE(B4)_16-24 3m HF_91200_02360_231030 HORIZONTAL : RBW:1000.000kHz VBW:3000.000kHz SWT:Auto</p> <table border="1"> <thead> <tr> <th></th> <th>Limit</th> <th>Read</th> <th>Ant</th> <th>Cable</th> <th>Preamp</th> <th>Aux</th> <th>APos</th> <th>TPos</th> <th>Remark</th> </tr> <tr> <th></th> <th>Freq</th> <th>Level</th> <th>Line</th> <th>Margin</th> <th>Level</th> <th>Factor</th> <th>Loss</th> <th>Factor</th> <th>Factor</th> <th>cm</th> <th>deg</th> </tr> </thead> <tbody> <tr> <td>1</td> <td>5612.87</td> <td>49.85</td> <td>68.20</td> <td>-18.35</td> <td>41.39</td> <td>32.95</td> <td>13.51</td> <td>38.00</td> <td>0.00</td> <td>200</td> <td>14</td> <td>PEAK</td> </tr> <tr> <td>2</td> <td>5650.12</td> <td>48.24</td> <td>68.29</td> <td>-20.05</td> <td>39.57</td> <td>33.10</td> <td>13.56</td> <td>37.99</td> <td>0.00</td> <td>200</td> <td>14</td> <td>PEAK</td> </tr> <tr> <td>3</td> <td>5700.23</td> <td>50.56</td> <td>105.26</td> <td>-54.70</td> <td>41.41</td> <td>33.50</td> <td>13.63</td> <td>37.98</td> <td>0.00</td> <td>200</td> <td>14</td> <td>PEAK</td> </tr> <tr> <td>4</td> <td>5728.12</td> <td>48.97</td> <td>111.07</td> <td>-62.10</td> <td>39.76</td> <td>33.54</td> <td>13.65</td> <td>37.98</td> <td>0.00</td> <td>200</td> <td>14</td> <td>PEAK</td> </tr> </tbody> </table>		Limit	Read	Ant	Cable	Preamp	Aux	APos	TPos	Remark		Freq	Level	Line	Margin	Level	Factor	Loss	Factor	Factor	cm	deg	1	5612.87	49.85	68.20	-18.35	41.39	32.95	13.51	38.00	0.00	200	14	PEAK	2	5650.12	48.24	68.29	-20.05	39.57	33.10	13.56	37.99	0.00	200	14	PEAK	3	5700.23	50.56	105.26	-54.70	41.41	33.50	13.63	37.98	0.00	200	14	PEAK	4	5728.12	48.97	111.07	-62.10	39.76	33.54	13.65	37.98	0.00	200	14	PEAK	<p>Level (dBuV/m) vs Frequency (MHz)</p> <p>Site : 03CH20-HY Condition: PEAK(UNII) 3m HF_91200_02360_231030 HORIZONTAL : RBW:1000.000kHz VBW:3000.000kHz SWT:Auto</p> <table border="1"> <thead> <tr> <th></th> <th>Limit</th> <th>Read</th> <th>Ant</th> <th>Cable</th> <th>Preamp</th> <th>Aux</th> <th>APos</th> <th>TPos</th> <th>Remark</th> </tr> <tr> <th></th> <th>Freq</th> <th>Level</th> <th>Line</th> <th>Margin</th> <th>Level</th> <th>Factor</th> <th>Loss</th> <th>Factor</th> <th>Factor</th> <th>cm</th> <th>deg</th> </tr> </thead> <tbody> <tr> <td>1</td> <td>5795.00</td> <td>100.00</td> <td>-----</td> <td>-----</td> <td>91.15</td> <td>33.86</td> <td>13.75</td> <td>37.96</td> <td>0.00</td> <td>200</td> <td>14</td> <td>PEAK</td> </tr> </tbody> </table>		Limit	Read	Ant	Cable	Preamp	Aux	APos	TPos	Remark		Freq	Level	Line	Margin	Level	Factor	Loss	Factor	Factor	cm	deg	1	5795.00	100.00	-----	-----	91.15	33.86	13.75	37.96	0.00	200	14	PEAK
	Limit	Read	Ant	Cable	Preamp	Aux	APos	TPos	Remark																																																																																																						
	Freq	Level	Line	Margin	Level	Factor	Loss	Factor	Factor	cm	deg																																																																																																				
1	5612.87	49.85	68.20	-18.35	41.39	32.95	13.51	38.00	0.00	200	14	PEAK																																																																																																			
2	5650.12	48.24	68.29	-20.05	39.57	33.10	13.56	37.99	0.00	200	14	PEAK																																																																																																			
3	5700.23	50.56	105.26	-54.70	41.41	33.50	13.63	37.98	0.00	200	14	PEAK																																																																																																			
4	5728.12	48.97	111.07	-62.10	39.76	33.54	13.65	37.98	0.00	200	14	PEAK																																																																																																			
	Limit	Read	Ant	Cable	Preamp	Aux	APos	TPos	Remark																																																																																																						
	Freq	Level	Line	Margin	Level	Factor	Loss	Factor	Factor	cm	deg																																																																																																				
1	5795.00	100.00	-----	-----	91.15	33.86	13.75	37.96	0.00	200	14	PEAK																																																																																																			
Avg	Blank	<p>Level (dBuV/m) vs Frequency (MHz)</p> <p>Site : 03CH20-HY Condition: AVG_54 3m HF_91200_02360_231030 HORIZONTAL : RBW:1000.000kHz VBW:1.600kHz SWT:Auto</p> <table border="1"> <thead> <tr> <th></th> <th>Limit</th> <th>Read</th> <th>Ant</th> <th>Cable</th> <th>Preamp</th> <th>Aux</th> <th>APos</th> <th>TPos</th> <th>Remark</th> </tr> <tr> <th></th> <th>Freq</th> <th>Level</th> <th>Line</th> <th>Margin</th> <th>Level</th> <th>Factor</th> <th>Loss</th> <th>Factor</th> <th>Factor</th> <th>cm</th> <th>deg</th> </tr> </thead> <tbody> <tr> <td>1</td> <td>5795.00</td> <td>93.54</td> <td>-----</td> <td>-----</td> <td>83.89</td> <td>33.86</td> <td>13.75</td> <td>37.96</td> <td>0.00</td> <td>200</td> <td>14</td> <td>AVERAGE</td> </tr> </tbody> </table>		Limit	Read	Ant	Cable	Preamp	Aux	APos	TPos	Remark		Freq	Level	Line	Margin	Level	Factor	Loss	Factor	Factor	cm	deg	1	5795.00	93.54	-----	-----	83.89	33.86	13.75	37.96	0.00	200	14	AVERAGE																																																																										
	Limit	Read	Ant	Cable	Preamp	Aux	APos	TPos	Remark																																																																																																						
	Freq	Level	Line	Margin	Level	Factor	Loss	Factor	Factor	cm	deg																																																																																																				
1	5795.00	93.54	-----	-----	83.89	33.86	13.75	37.96	0.00	200	14	AVERAGE																																																																																																			



Mode	37																																																																																			
	Band Edge - R																																																																																			
	U-NII-3_5.725-5.85_802.11ac VHT40_CH159_5795MHz																																																																																			
ANT	1																																																																																			
Pol.	Horizontal	Fundamental																																																																																		
Peak	<p>Site : 03CH20-HY Condition: PEAK_BE(B4)_16-24 3m HF_91200_02360_231030 HORIZONTAL : RBW:1000.000kHz VBW:3000.000kHz SMT:Auto</p> <table border="1"> <thead> <tr> <th></th> <th>Limit</th> <th>Read</th> <th>Ant</th> <th>Cable</th> <th>Preamp</th> <th>Aux</th> <th>APos</th> <th>TPos</th> <th></th> </tr> <tr> <th>Freq</th> <th>Level</th> <th>Line Margin</th> <th>Level</th> <th>Factor</th> <th>Loss Factor</th> <th>Factor</th> <th></th> <th></th> <th>Remark</th> </tr> <tr> <th>MHz</th> <th>dBuV/m</th> <th>dBuV/m</th> <th>dB</th> <th>dBuV</th> <th>dB/m</th> <th>dB</th> <th>dB</th> <th>cm</th> <th>deg</th> </tr> </thead> <tbody> <tr> <td>1</td> <td>5853.59</td> <td>52.68</td> <td>114.01</td> <td>-61.33</td> <td>42.77</td> <td>34.01</td> <td>13.85</td> <td>37.95</td> <td>0.00</td> <td>200</td> <td>14</td> <td>PEAK</td> </tr> <tr> <td>2</td> <td>5870.49</td> <td>50.80</td> <td>106.46</td> <td>-55.66</td> <td>40.79</td> <td>34.00</td> <td>13.87</td> <td>37.94</td> <td>0.00</td> <td>200</td> <td>14</td> <td>PEAK</td> </tr> <tr> <td>3</td> <td>5923.65</td> <td>49.37</td> <td>69.19</td> <td>-19.82</td> <td>39.09</td> <td>34.25</td> <td>13.96</td> <td>37.93</td> <td>0.00</td> <td>200</td> <td>14</td> <td>PEAK</td> </tr> <tr> <td>4</td> <td>5938.53</td> <td>50.44</td> <td>68.20</td> <td>-17.76</td> <td>40.10</td> <td>34.28</td> <td>13.98</td> <td>37.92</td> <td>0.00</td> <td>200</td> <td>14</td> <td>PEAK</td> </tr> </tbody> </table>		Limit	Read	Ant	Cable	Preamp	Aux	APos	TPos		Freq	Level	Line Margin	Level	Factor	Loss Factor	Factor			Remark	MHz	dBuV/m	dBuV/m	dB	dBuV	dB/m	dB	dB	cm	deg	1	5853.59	52.68	114.01	-61.33	42.77	34.01	13.85	37.95	0.00	200	14	PEAK	2	5870.49	50.80	106.46	-55.66	40.79	34.00	13.87	37.94	0.00	200	14	PEAK	3	5923.65	49.37	69.19	-19.82	39.09	34.25	13.96	37.93	0.00	200	14	PEAK	4	5938.53	50.44	68.20	-17.76	40.10	34.28	13.98	37.92	0.00	200	14	PEAK	Blank
	Limit	Read	Ant	Cable	Preamp	Aux	APos	TPos																																																																												
Freq	Level	Line Margin	Level	Factor	Loss Factor	Factor			Remark																																																																											
MHz	dBuV/m	dBuV/m	dB	dBuV	dB/m	dB	dB	cm	deg																																																																											
1	5853.59	52.68	114.01	-61.33	42.77	34.01	13.85	37.95	0.00	200	14	PEAK																																																																								
2	5870.49	50.80	106.46	-55.66	40.79	34.00	13.87	37.94	0.00	200	14	PEAK																																																																								
3	5923.65	49.37	69.19	-19.82	39.09	34.25	13.96	37.93	0.00	200	14	PEAK																																																																								
4	5938.53	50.44	68.20	-17.76	40.10	34.28	13.98	37.92	0.00	200	14	PEAK																																																																								



Mode	37																																																																																																																														
	Band Edge - L																																																																																																																														
	U-NII-3_5.725-5.85_802.11ac VHT40_CH159_5795MHz																																																																																																																														
ANT	1																																																																																																																														
Pol.	Vertical	Fundamental																																																																																																																													
Peak	<p>Level (dBuV/m) vs Frequency (MHz)</p> <p>Site : 03CH20-HY Condition: PEAK_BE(B4)_16-24 3m HF_91200_02360_231030 VERTICAL : RBW:1000.000kHz VBW:3000.000kHz SWT:Auto</p> <table border="1"> <thead> <tr> <th></th> <th>Limit</th> <th>Read</th> <th>Ant</th> <th>Cable</th> <th>Preamp</th> <th>Aux</th> <th>APos</th> <th>TPos</th> <th>Remark</th> </tr> <tr> <th></th> <th>Freq</th> <th>Level</th> <th>Line Margin</th> <th>Level</th> <th>Factor</th> <th>Loss Factor</th> <th>Factor</th> <th></th> <th></th> </tr> <tr> <th></th> <th>MHz</th> <th>dBuV/m</th> <th>dBuV/m</th> <th>dB</th> <th>dBuV</th> <th>dB/m</th> <th>dB</th> <th>dB</th> <th>cm</th> </tr> </thead> <tbody> <tr> <td>1</td> <td>5616.77</td> <td>49.47</td> <td>68.20</td> <td>-18.73</td> <td>40.99</td> <td>32.97</td> <td>13.51</td> <td>38.00</td> <td>0.00</td> <td>100</td> <td>235</td> <td>PEAK</td> </tr> <tr> <td>2</td> <td>5650.31</td> <td>48.02</td> <td>68.43</td> <td>-20.41</td> <td>39.35</td> <td>33.10</td> <td>13.56</td> <td>37.99</td> <td>0.00</td> <td>100</td> <td>235</td> <td>PEAK</td> </tr> <tr> <td>3</td> <td>5702.57</td> <td>49.62</td> <td>105.92</td> <td>-56.30</td> <td>40.46</td> <td>33.51</td> <td>13.63</td> <td>37.98</td> <td>0.00</td> <td>100</td> <td>235</td> <td>PEAK</td> </tr> <tr> <td>4</td> <td>5720.12</td> <td>49.95</td> <td>111.07</td> <td>-61.12</td> <td>40.74</td> <td>33.54</td> <td>13.65</td> <td>37.98</td> <td>0.00</td> <td>100</td> <td>235</td> <td>PEAK</td> </tr> </tbody> </table>		Limit	Read	Ant	Cable	Preamp	Aux	APos	TPos	Remark		Freq	Level	Line Margin	Level	Factor	Loss Factor	Factor				MHz	dBuV/m	dBuV/m	dB	dBuV	dB/m	dB	dB	cm	1	5616.77	49.47	68.20	-18.73	40.99	32.97	13.51	38.00	0.00	100	235	PEAK	2	5650.31	48.02	68.43	-20.41	39.35	33.10	13.56	37.99	0.00	100	235	PEAK	3	5702.57	49.62	105.92	-56.30	40.46	33.51	13.63	37.98	0.00	100	235	PEAK	4	5720.12	49.95	111.07	-61.12	40.74	33.54	13.65	37.98	0.00	100	235	PEAK	<p>Level (dBuV/m) vs Frequency (MHz)</p> <p>Site : 03CH20-HY Condition: PEAK(UNII) 3m HF_91200_02360_231030 VERTICAL : RBW:1000.000kHz VBW:3000.000kHz SWT:Auto</p> <table border="1"> <thead> <tr> <th></th> <th>Limit</th> <th>Read</th> <th>Ant</th> <th>Cable</th> <th>Preamp</th> <th>Aux</th> <th>APos</th> <th>TPos</th> <th>Remark</th> </tr> <tr> <th></th> <th>Freq</th> <th>Level</th> <th>Line Margin</th> <th>Level</th> <th>Factor</th> <th>Loss Factor</th> <th>Factor</th> <th></th> <th></th> </tr> <tr> <th></th> <th>MHz</th> <th>dBuV/m</th> <th>dBuV/m</th> <th>dB</th> <th>dBuV</th> <th>dB/m</th> <th>dB</th> <th>dB</th> <th>cm</th> </tr> </thead> <tbody> <tr> <td>1</td> <td>5795.00</td> <td>98.41</td> <td>-----</td> <td>-----</td> <td>88.71</td> <td>33.90</td> <td>13.76</td> <td>37.96</td> <td>0.00</td> <td>100</td> <td>235</td> <td>PEAK</td> </tr> </tbody> </table>		Limit	Read	Ant	Cable	Preamp	Aux	APos	TPos	Remark		Freq	Level	Line Margin	Level	Factor	Loss Factor	Factor				MHz	dBuV/m	dBuV/m	dB	dBuV	dB/m	dB	dB	cm	1	5795.00	98.41	-----	-----	88.71	33.90	13.76	37.96	0.00	100	235	PEAK
	Limit	Read	Ant	Cable	Preamp	Aux	APos	TPos	Remark																																																																																																																						
	Freq	Level	Line Margin	Level	Factor	Loss Factor	Factor																																																																																																																								
	MHz	dBuV/m	dBuV/m	dB	dBuV	dB/m	dB	dB	cm																																																																																																																						
1	5616.77	49.47	68.20	-18.73	40.99	32.97	13.51	38.00	0.00	100	235	PEAK																																																																																																																			
2	5650.31	48.02	68.43	-20.41	39.35	33.10	13.56	37.99	0.00	100	235	PEAK																																																																																																																			
3	5702.57	49.62	105.92	-56.30	40.46	33.51	13.63	37.98	0.00	100	235	PEAK																																																																																																																			
4	5720.12	49.95	111.07	-61.12	40.74	33.54	13.65	37.98	0.00	100	235	PEAK																																																																																																																			
	Limit	Read	Ant	Cable	Preamp	Aux	APos	TPos	Remark																																																																																																																						
	Freq	Level	Line Margin	Level	Factor	Loss Factor	Factor																																																																																																																								
	MHz	dBuV/m	dBuV/m	dB	dBuV	dB/m	dB	dB	cm																																																																																																																						
1	5795.00	98.41	-----	-----	88.71	33.90	13.76	37.96	0.00	100	235	PEAK																																																																																																																			
Avg	Blank	<p>Level (dBuV/m) vs Frequency (MHz)</p> <p>Site : 03CH20-HY Condition: AVG_54 3m HF_91200_02360_231030 VERTICAL : RBW:1000.000kHz VBW:1.600kHz SWT:Auto</p> <table border="1"> <thead> <tr> <th></th> <th>Limit</th> <th>Read</th> <th>Ant</th> <th>Cable</th> <th>Preamp</th> <th>Aux</th> <th>APos</th> <th>TPos</th> <th>Remark</th> </tr> <tr> <th></th> <th>Freq</th> <th>Level</th> <th>Line Margin</th> <th>Level</th> <th>Factor</th> <th>Loss Factor</th> <th>Factor</th> <th></th> <th></th> </tr> <tr> <th></th> <th>MHz</th> <th>dBuV/m</th> <th>dBuV/m</th> <th>dB</th> <th>dBuV</th> <th>dB/m</th> <th>dB</th> <th>dB</th> <th>cm</th> </tr> </thead> <tbody> <tr> <td>1</td> <td>5795.00</td> <td>90.82</td> <td>-----</td> <td>-----</td> <td>81.17</td> <td>33.86</td> <td>13.75</td> <td>37.96</td> <td>0.00</td> <td>100</td> <td>235</td> <td>AVERAGE</td> </tr> </tbody> </table>		Limit	Read	Ant	Cable	Preamp	Aux	APos	TPos	Remark		Freq	Level	Line Margin	Level	Factor	Loss Factor	Factor				MHz	dBuV/m	dBuV/m	dB	dBuV	dB/m	dB	dB	cm	1	5795.00	90.82	-----	-----	81.17	33.86	13.75	37.96	0.00	100	235	AVERAGE																																																																																		
	Limit	Read	Ant	Cable	Preamp	Aux	APos	TPos	Remark																																																																																																																						
	Freq	Level	Line Margin	Level	Factor	Loss Factor	Factor																																																																																																																								
	MHz	dBuV/m	dBuV/m	dB	dBuV	dB/m	dB	dB	cm																																																																																																																						
1	5795.00	90.82	-----	-----	81.17	33.86	13.75	37.96	0.00	100	235	AVERAGE																																																																																																																			

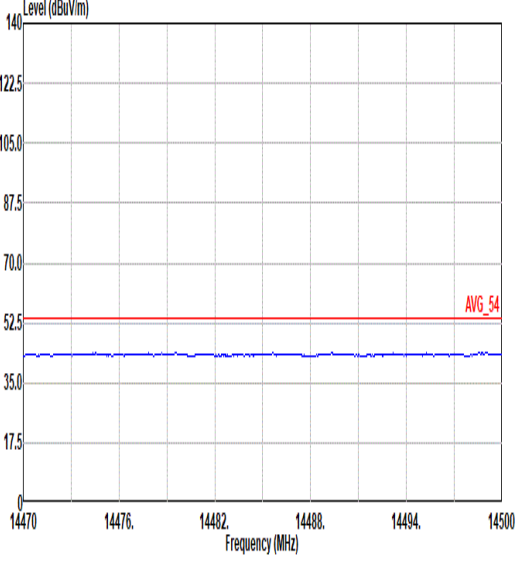
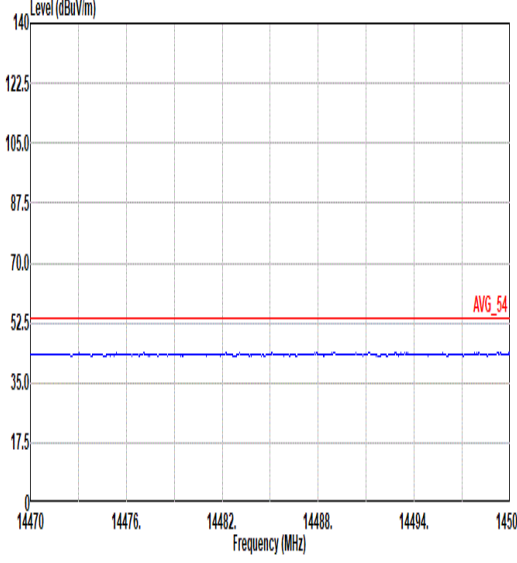
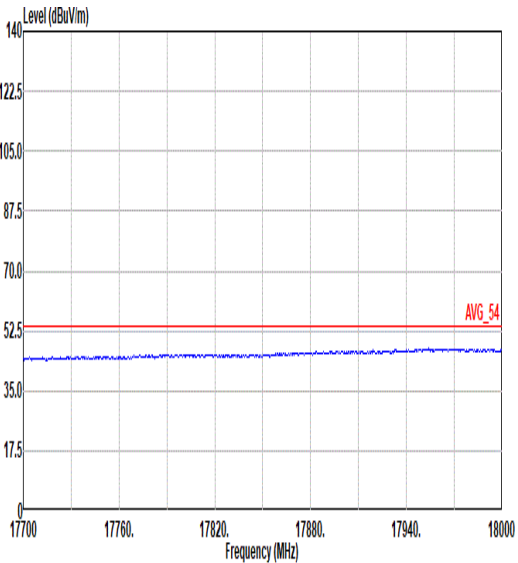
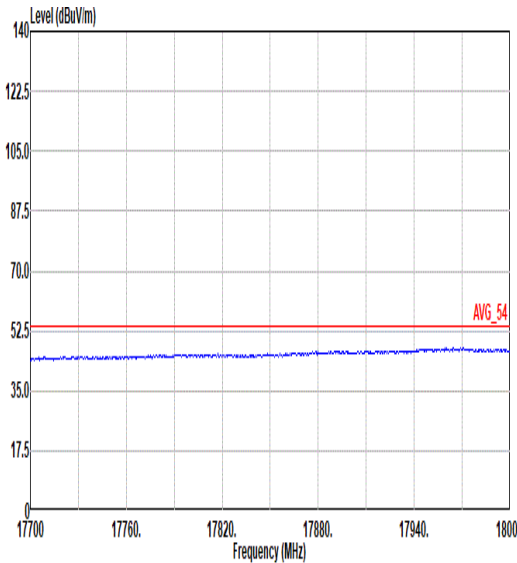


Mode	37																																																																																
	Band Edge - R																																																																																
	U-NII-3_5.725-5.85_802.11ac VHT40_CH159_5795MHz																																																																																
ANT	1																																																																																
Pol.	Vertical	Fundamental																																																																															
Peak	<p>Site : 03CH20-HY Condition: PEAK_BE(B4)_16-24 3m HF_91200_02360_231030 VERTICAL : RBW:1000.000kHz VBW:3000.000kHz SMT:Auto</p> <table border="1"> <thead> <tr> <th>Limit</th> <th>Read</th> <th>Ant</th> <th>Cable</th> <th>Preamp</th> <th>Aux</th> <th>APos</th> <th>TPos</th> <th>Remark</th> </tr> <tr> <th>Freq</th> <th>Level</th> <th>Line</th> <th>Margin</th> <th>Level</th> <th>Factor</th> <th>Loss</th> <th>Factor</th> <th>Factor</th> </tr> <tr> <th>MHz</th> <th>dBuV/m</th> <th>dBuV/m</th> <th>dB</th> <th>dBuV</th> <th>dB/m</th> <th>dB</th> <th>dB</th> <th>dB</th> </tr> </thead> <tbody> <tr> <td>1</td> <td>5854.37</td> <td>50.83</td> <td>112.25</td> <td>-61.42</td> <td>40.90</td> <td>34.02</td> <td>13.85</td> <td>37.94</td> <td>0.00</td> <td>100</td> <td>235</td> <td>PEAK</td> </tr> <tr> <td>2</td> <td>5872.04</td> <td>49.31</td> <td>106.03</td> <td>-56.72</td> <td>39.28</td> <td>34.09</td> <td>13.88</td> <td>37.94</td> <td>0.00</td> <td>100</td> <td>235</td> <td>PEAK</td> </tr> <tr> <td>3</td> <td>5924.89</td> <td>48.10</td> <td>68.28</td> <td>-20.18</td> <td>37.82</td> <td>34.25</td> <td>13.96</td> <td>37.93</td> <td>0.00</td> <td>100</td> <td>235</td> <td>PEAK</td> </tr> <tr> <td>4</td> <td>5946.90</td> <td>49.99</td> <td>68.20</td> <td>-18.21</td> <td>39.62</td> <td>34.29</td> <td>14.00</td> <td>37.92</td> <td>0.00</td> <td>100</td> <td>235</td> <td>PEAK</td> </tr> </tbody> </table>	Limit	Read	Ant	Cable	Preamp	Aux	APos	TPos	Remark	Freq	Level	Line	Margin	Level	Factor	Loss	Factor	Factor	MHz	dBuV/m	dBuV/m	dB	dBuV	dB/m	dB	dB	dB	1	5854.37	50.83	112.25	-61.42	40.90	34.02	13.85	37.94	0.00	100	235	PEAK	2	5872.04	49.31	106.03	-56.72	39.28	34.09	13.88	37.94	0.00	100	235	PEAK	3	5924.89	48.10	68.28	-20.18	37.82	34.25	13.96	37.93	0.00	100	235	PEAK	4	5946.90	49.99	68.20	-18.21	39.62	34.29	14.00	37.92	0.00	100	235	PEAK	Blank
Limit	Read	Ant	Cable	Preamp	Aux	APos	TPos	Remark																																																																									
Freq	Level	Line	Margin	Level	Factor	Loss	Factor	Factor																																																																									
MHz	dBuV/m	dBuV/m	dB	dBuV	dB/m	dB	dB	dB																																																																									
1	5854.37	50.83	112.25	-61.42	40.90	34.02	13.85	37.94	0.00	100	235	PEAK																																																																					
2	5872.04	49.31	106.03	-56.72	39.28	34.09	13.88	37.94	0.00	100	235	PEAK																																																																					
3	5924.89	48.10	68.28	-20.18	37.82	34.25	13.96	37.93	0.00	100	235	PEAK																																																																					
4	5946.90	49.99	68.20	-18.21	39.62	34.29	14.00	37.92	0.00	100	235	PEAK																																																																					

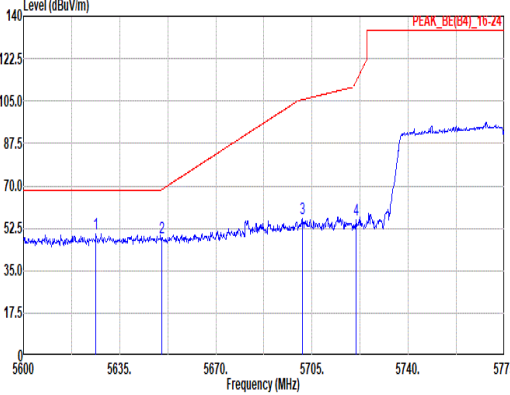
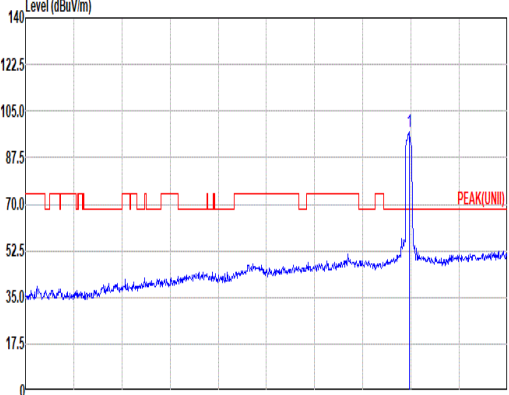
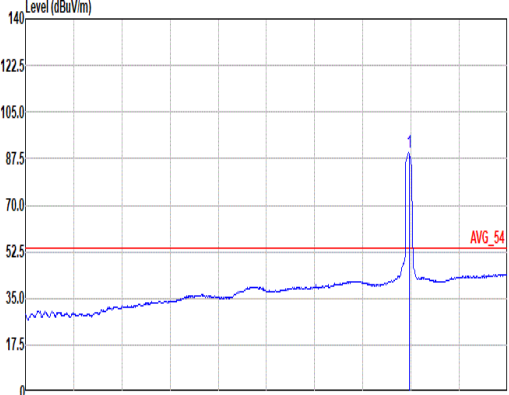


Mode	37																																																																																																																																	
	Harmonic																																																																																																																																	
	U-NII-3_5.725-5.85_802.11ac VHT40_CH159_5795MHz																																																																																																																																	
ANT	1																																																																																																																																	
Pol.	Horizontal	Vertical																																																																																																																																
Peak Avg	<p>Site : 03CH20-HY Condition: PEAK(UNII) 3m HF_91200_02360_231030 HORIZONTAL</p> <table border="1"> <thead> <tr> <th>Limit</th> <th>Read</th> <th>Ant</th> <th>Cable</th> <th>Preamp</th> <th>Aux</th> <th>APos</th> <th>TPos</th> <th>Remark</th> </tr> <tr> <th>Freq</th> <th>Level</th> <th>Line Margin</th> <th>Level</th> <th>Factor</th> <th>Loss Factor</th> <th>Factor</th> <th></th> <th></th> </tr> <tr> <th>MHz</th> <th>dBuV/m</th> <th>dBuV/m</th> <th>dB</th> <th>dBuV</th> <th>dB/m</th> <th>dB</th> <th>dB</th> <th>cm</th> <th>deg</th> </tr> </thead> <tbody> <tr> <td>1 11590.00</td> <td>51.12</td> <td>74.00</td> <td>-22.88</td> <td>35.09</td> <td>38.74</td> <td>19.55</td> <td>42.73</td> <td>0.47</td> <td>100</td> <td>215</td> <td>PEAK</td> </tr> <tr> <td>2 11590.00</td> <td>41.76</td> <td>54.00</td> <td>-12.24</td> <td>25.73</td> <td>38.74</td> <td>19.55</td> <td>42.73</td> <td>0.47</td> <td>100</td> <td>215</td> <td>Average</td> </tr> <tr> <td>3 17385.00</td> <td>53.30</td> <td>68.20</td> <td>-14.90</td> <td>35.01</td> <td>38.51</td> <td>24.16</td> <td>44.90</td> <td>0.52</td> <td>--</td> <td>--</td> <td>PEAK</td> </tr> </tbody> </table>	Limit	Read	Ant	Cable	Preamp	Aux	APos	TPos	Remark	Freq	Level	Line Margin	Level	Factor	Loss Factor	Factor			MHz	dBuV/m	dBuV/m	dB	dBuV	dB/m	dB	dB	cm	deg	1 11590.00	51.12	74.00	-22.88	35.09	38.74	19.55	42.73	0.47	100	215	PEAK	2 11590.00	41.76	54.00	-12.24	25.73	38.74	19.55	42.73	0.47	100	215	Average	3 17385.00	53.30	68.20	-14.90	35.01	38.51	24.16	44.90	0.52	--	--	PEAK	<p>Site : 03CH20-HY Condition: PEAK(UNII) 3m HF_91200_02360_231030 VERTICAL</p> <table border="1"> <thead> <tr> <th>Limit</th> <th>Read</th> <th>Ant</th> <th>Cable</th> <th>Preamp</th> <th>Aux</th> <th>APos</th> <th>TPos</th> <th>Remark</th> </tr> <tr> <th>Freq</th> <th>Level</th> <th>Line Margin</th> <th>Level</th> <th>Factor</th> <th>Loss Factor</th> <th>Factor</th> <th></th> <th></th> </tr> <tr> <th>MHz</th> <th>dBuV/m</th> <th>dBuV/m</th> <th>dB</th> <th>dBuV</th> <th>dB/m</th> <th>dB</th> <th>dB</th> <th>cm</th> <th>deg</th> </tr> </thead> <tbody> <tr> <td>1 11590.00</td> <td>51.05</td> <td>74.00</td> <td>-22.95</td> <td>35.02</td> <td>38.74</td> <td>19.55</td> <td>42.73</td> <td>0.47</td> <td>400</td> <td>231</td> <td>PEAK</td> </tr> <tr> <td>2 11590.00</td> <td>41.78</td> <td>54.00</td> <td>-12.22</td> <td>25.75</td> <td>38.74</td> <td>19.55</td> <td>42.73</td> <td>0.47</td> <td>400</td> <td>231</td> <td>Average</td> </tr> <tr> <td>3 17385.00</td> <td>53.63</td> <td>68.20</td> <td>-14.57</td> <td>35.34</td> <td>38.51</td> <td>24.16</td> <td>44.90</td> <td>0.52</td> <td>--</td> <td>--</td> <td>PEAK</td> </tr> </tbody> </table>	Limit	Read	Ant	Cable	Preamp	Aux	APos	TPos	Remark	Freq	Level	Line Margin	Level	Factor	Loss Factor	Factor			MHz	dBuV/m	dBuV/m	dB	dBuV	dB/m	dB	dB	cm	deg	1 11590.00	51.05	74.00	-22.95	35.02	38.74	19.55	42.73	0.47	400	231	PEAK	2 11590.00	41.78	54.00	-12.22	25.75	38.74	19.55	42.73	0.47	400	231	Average	3 17385.00	53.63	68.20	-14.57	35.34	38.51	24.16	44.90	0.52	--	--	PEAK
Limit	Read	Ant	Cable	Preamp	Aux	APos	TPos	Remark																																																																																																																										
Freq	Level	Line Margin	Level	Factor	Loss Factor	Factor																																																																																																																												
MHz	dBuV/m	dBuV/m	dB	dBuV	dB/m	dB	dB	cm	deg																																																																																																																									
1 11590.00	51.12	74.00	-22.88	35.09	38.74	19.55	42.73	0.47	100	215	PEAK																																																																																																																							
2 11590.00	41.76	54.00	-12.24	25.73	38.74	19.55	42.73	0.47	100	215	Average																																																																																																																							
3 17385.00	53.30	68.20	-14.90	35.01	38.51	24.16	44.90	0.52	--	--	PEAK																																																																																																																							
Limit	Read	Ant	Cable	Preamp	Aux	APos	TPos	Remark																																																																																																																										
Freq	Level	Line Margin	Level	Factor	Loss Factor	Factor																																																																																																																												
MHz	dBuV/m	dBuV/m	dB	dBuV	dB/m	dB	dB	cm	deg																																																																																																																									
1 11590.00	51.05	74.00	-22.95	35.02	38.74	19.55	42.73	0.47	400	231	PEAK																																																																																																																							
2 11590.00	41.78	54.00	-12.22	25.75	38.74	19.55	42.73	0.47	400	231	Average																																																																																																																							
3 17385.00	53.63	68.20	-14.57	35.34	38.51	24.16	44.90	0.52	--	--	PEAK																																																																																																																							



Mode	37	
	Harmonic	
	U-NII-3_5.725-5.85_802.11ac VHT40_CH159_5795MHz	
ANT	1	
Pol.	Horizontal	Vertical
14.47G ~14.5G Avg	 <p>Site : 03CH20-HY Condition: AVG_54 3m HF_91200_02360_231030 HORIZONTAL</p>	 <p>Site : 03CH20-HY Condition: AVG_54 3m HF_91200_02360_231030 VERTICAL</p>
17.7G ~18G Avg	 <p>Site : 03CH20-HY Condition: AVG_54 3m HF_91200_02360_231030 HORIZONTAL</p>	 <p>Site : 03CH20-HY Condition: AVG_54 3m HF_91200_02360_231030 VERTICAL</p>

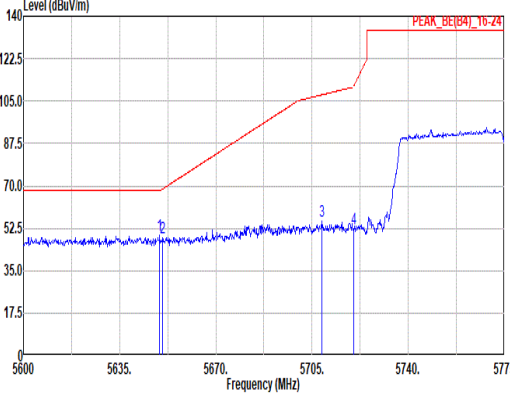
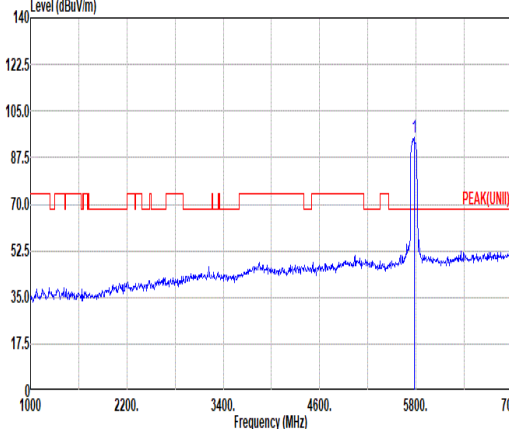
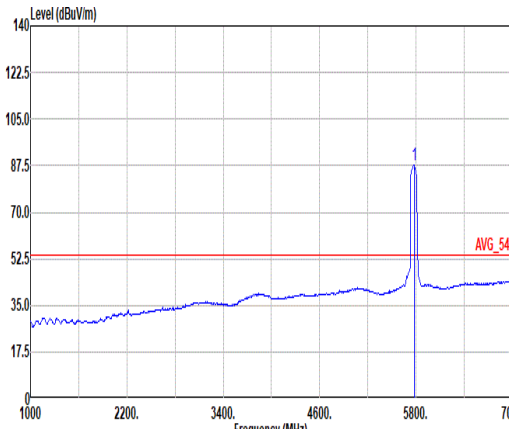


Mode	38																																																																																																										
	Band Edge - L																																																																																																										
	U-NII-3_5.725-5.85_802.11ac VHT80_CH155_5775MHz																																																																																																										
ANT	1																																																																																																										
Pol.	Horizontal	Fundamental																																																																																																									
Peak	 <p>Site : 03CH20-HY Condition: PEAK_BE(B4)_16-24 3m HF_91200_02360_231030 HORIZONTAL : RBW:1000.000kHz VBW:3000.000kHz SWT:Auto</p> <table border="1" data-bbox="279 1131 790 1288"> <thead> <tr> <th></th> <th>Limit</th> <th>Read</th> <th>Ant</th> <th>Cable</th> <th>Preamp</th> <th>Aux</th> <th>APos</th> <th>TPos</th> <th></th> </tr> <tr> <th>Freq</th> <th>Level</th> <th>Line Margin</th> <th>Level</th> <th>Factor</th> <th>Loss Factor</th> <th>Factor</th> <th>dB</th> <th>cm</th> <th>deg</th> </tr> </thead> <tbody> <tr> <td>1</td> <td>5626.43</td> <td>50.21</td> <td>68.20</td> <td>-17.99</td> <td>41.67</td> <td>33.01</td> <td>13.53</td> <td>38.00</td> <td>0.00</td> <td>111</td> <td>5</td> <td>PEAK</td> </tr> <tr> <td>2</td> <td>5650.40</td> <td>48.62</td> <td>68.50</td> <td>-19.88</td> <td>39.95</td> <td>33.10</td> <td>13.56</td> <td>37.99</td> <td>0.00</td> <td>111</td> <td>5</td> <td>PEAK</td> </tr> <tr> <td>3</td> <td>5701.50</td> <td>56.70</td> <td>105.62</td> <td>-48.92</td> <td>47.55</td> <td>33.50</td> <td>13.63</td> <td>37.98</td> <td>0.00</td> <td>111</td> <td>5</td> <td>PEAK</td> </tr> <tr> <td>4</td> <td>5720.93</td> <td>56.23</td> <td>112.91</td> <td>-56.68</td> <td>47.02</td> <td>33.54</td> <td>13.65</td> <td>37.98</td> <td>0.00</td> <td>111</td> <td>5</td> <td>PEAK</td> </tr> </tbody> </table>		Limit	Read	Ant	Cable	Preamp	Aux	APos	TPos		Freq	Level	Line Margin	Level	Factor	Loss Factor	Factor	dB	cm	deg	1	5626.43	50.21	68.20	-17.99	41.67	33.01	13.53	38.00	0.00	111	5	PEAK	2	5650.40	48.62	68.50	-19.88	39.95	33.10	13.56	37.99	0.00	111	5	PEAK	3	5701.50	56.70	105.62	-48.92	47.55	33.50	13.63	37.98	0.00	111	5	PEAK	4	5720.93	56.23	112.91	-56.68	47.02	33.54	13.65	37.98	0.00	111	5	PEAK	 <p>Site : 03CH20-HY Condition: PEAK(U-NII) 3m HF_91200_02360_231030 HORIZONTAL : RBW:1000.000kHz VBW:3000.000kHz SWT:Auto</p> <table border="1" data-bbox="922 1131 1433 1288"> <thead> <tr> <th></th> <th>Limit</th> <th>Read</th> <th>Ant</th> <th>Cable</th> <th>Preamp</th> <th>Aux</th> <th>APos</th> <th>TPos</th> <th></th> </tr> <tr> <th>Freq</th> <th>Level</th> <th>Line Margin</th> <th>Level</th> <th>Factor</th> <th>Loss Factor</th> <th>Factor</th> <th>dB</th> <th>cm</th> <th>deg</th> </tr> </thead> <tbody> <tr> <td>1</td> <td>5775.00</td> <td>97.12</td> <td>-----</td> <td>-----</td> <td>87.55</td> <td>33.79</td> <td>13.74</td> <td>37.96</td> <td>0.00</td> <td>111</td> <td>5</td> <td>PEAK</td> </tr> </tbody> </table>		Limit	Read	Ant	Cable	Preamp	Aux	APos	TPos		Freq	Level	Line Margin	Level	Factor	Loss Factor	Factor	dB	cm	deg	1	5775.00	97.12	-----	-----	87.55	33.79	13.74	37.96	0.00	111	5	PEAK
	Limit	Read	Ant	Cable	Preamp	Aux	APos	TPos																																																																																																			
Freq	Level	Line Margin	Level	Factor	Loss Factor	Factor	dB	cm	deg																																																																																																		
1	5626.43	50.21	68.20	-17.99	41.67	33.01	13.53	38.00	0.00	111	5	PEAK																																																																																															
2	5650.40	48.62	68.50	-19.88	39.95	33.10	13.56	37.99	0.00	111	5	PEAK																																																																																															
3	5701.50	56.70	105.62	-48.92	47.55	33.50	13.63	37.98	0.00	111	5	PEAK																																																																																															
4	5720.93	56.23	112.91	-56.68	47.02	33.54	13.65	37.98	0.00	111	5	PEAK																																																																																															
	Limit	Read	Ant	Cable	Preamp	Aux	APos	TPos																																																																																																			
Freq	Level	Line Margin	Level	Factor	Loss Factor	Factor	dB	cm	deg																																																																																																		
1	5775.00	97.12	-----	-----	87.55	33.79	13.74	37.96	0.00	111	5	PEAK																																																																																															
Avg	Blank																																																																																																										
	 <p>Site : 03CH20-HY Condition: AVG_54 3m HF_91200_02360_231030 HORIZONTAL : RBW:1000.000kHz VBW:3.300kHz SWT:Auto</p> <table border="1" data-bbox="922 1809 1433 1966"> <thead> <tr> <th></th> <th>Limit</th> <th>Read</th> <th>Ant</th> <th>Cable</th> <th>Preamp</th> <th>Aux</th> <th>APos</th> <th>TPos</th> <th></th> </tr> <tr> <th>Freq</th> <th>Level</th> <th>Line Margin</th> <th>Level</th> <th>Factor</th> <th>Loss Factor</th> <th>Factor</th> <th>dB</th> <th>cm</th> <th>deg</th> </tr> </thead> <tbody> <tr> <td>1</td> <td>5775.00</td> <td>89.91</td> <td>-----</td> <td>-----</td> <td>80.44</td> <td>33.72</td> <td>13.72</td> <td>37.97</td> <td>0.00</td> <td>111</td> <td>5</td> <td>AVERAGE</td> </tr> </tbody> </table>			Limit	Read	Ant	Cable	Preamp	Aux	APos	TPos		Freq	Level	Line Margin	Level	Factor	Loss Factor	Factor	dB	cm	deg	1	5775.00	89.91	-----	-----	80.44	33.72	13.72	37.97	0.00	111	5	AVERAGE																																																																								
	Limit	Read	Ant	Cable	Preamp	Aux	APos	TPos																																																																																																			
Freq	Level	Line Margin	Level	Factor	Loss Factor	Factor	dB	cm	deg																																																																																																		
1	5775.00	89.91	-----	-----	80.44	33.72	13.72	37.97	0.00	111	5	AVERAGE																																																																																															



Mode	38																																																																							
	Band Edge - R																																																																							
	U-NII-3_5.725-5.85_802.11ac VHT80_CH155_5775MHz																																																																							
ANT	1																																																																							
Pol.	Horizontal	Fundamental																																																																						
Peak	<p>Site : 03CH20-HY Condition: PEAK_BE(B4)_16-24 3m HF_91200_02360_231030 HORIZONTAL : RBW:1000.000kHz VBW:3000.000kHz SMT:Auto</p> <table border="1"> <thead> <tr> <th></th> <th>Limit</th> <th>Read</th> <th>Ant</th> <th>Cable</th> <th>Preamp</th> <th>Aux</th> <th>APos</th> <th>TPos</th> <th></th> </tr> <tr> <th>Freq</th> <th>Level</th> <th>Line</th> <th>Margin</th> <th>Level</th> <th>Factor</th> <th>Loss</th> <th>Factor</th> <th>Factor</th> <th>Remark</th> </tr> <tr> <th>MHz</th> <th>dBuV/m</th> <th>dBuV/m</th> <th>dB</th> <th>dBuV</th> <th>dB/m</th> <th>dB</th> <th>dB</th> <th>dB</th> <th>cm deg</th> </tr> </thead> <tbody> <tr> <td>1</td> <td>5854.98</td> <td>50.62</td> <td>110.86</td> <td>-60.24</td> <td>40.69</td> <td>34.02</td> <td>13.85</td> <td>37.94</td> <td>0.00 111 5 PEAK</td> </tr> <tr> <td>2</td> <td>5873.18</td> <td>48.74</td> <td>105.71</td> <td>-56.97</td> <td>38.71</td> <td>34.09</td> <td>13.88</td> <td>37.94</td> <td>0.00 111 5 PEAK</td> </tr> <tr> <td>3</td> <td>5923.75</td> <td>51.32</td> <td>69.12</td> <td>-17.80</td> <td>41.04</td> <td>34.25</td> <td>13.96</td> <td>37.93</td> <td>0.00 111 5 PEAK</td> </tr> <tr> <td>4</td> <td>5945.28</td> <td>50.19</td> <td>68.20</td> <td>-18.01</td> <td>39.83</td> <td>34.29</td> <td>13.99</td> <td>37.92</td> <td>0.00 111 5 PEAK</td> </tr> </tbody> </table>		Limit	Read	Ant	Cable	Preamp	Aux	APos	TPos		Freq	Level	Line	Margin	Level	Factor	Loss	Factor	Factor	Remark	MHz	dBuV/m	dBuV/m	dB	dBuV	dB/m	dB	dB	dB	cm deg	1	5854.98	50.62	110.86	-60.24	40.69	34.02	13.85	37.94	0.00 111 5 PEAK	2	5873.18	48.74	105.71	-56.97	38.71	34.09	13.88	37.94	0.00 111 5 PEAK	3	5923.75	51.32	69.12	-17.80	41.04	34.25	13.96	37.93	0.00 111 5 PEAK	4	5945.28	50.19	68.20	-18.01	39.83	34.29	13.99	37.92	0.00 111 5 PEAK	Blank
	Limit	Read	Ant	Cable	Preamp	Aux	APos	TPos																																																																
Freq	Level	Line	Margin	Level	Factor	Loss	Factor	Factor	Remark																																																															
MHz	dBuV/m	dBuV/m	dB	dBuV	dB/m	dB	dB	dB	cm deg																																																															
1	5854.98	50.62	110.86	-60.24	40.69	34.02	13.85	37.94	0.00 111 5 PEAK																																																															
2	5873.18	48.74	105.71	-56.97	38.71	34.09	13.88	37.94	0.00 111 5 PEAK																																																															
3	5923.75	51.32	69.12	-17.80	41.04	34.25	13.96	37.93	0.00 111 5 PEAK																																																															
4	5945.28	50.19	68.20	-18.01	39.83	34.29	13.99	37.92	0.00 111 5 PEAK																																																															



Mode	38																																																																																																																														
	Band Edge - L																																																																																																																														
	U-NII-3_5.725-5.85_802.11ac VHT80_CH155_5775MHz																																																																																																																														
ANT	1																																																																																																																														
Pol.	Vertical	Fundamental																																																																																																																													
Peak	 <p>Site : 03CH20-HY Condition: PEAK_BE(B4)_16-24 3m HF_91200_02360_231030 VERTICAL : RBW:1000.000kHz VBW:3000.000kHz SWT:Auto</p> <table border="1" data-bbox="279 1131 790 1288"> <thead> <tr> <th></th> <th>Limit</th> <th>Read</th> <th>Ant</th> <th>Cable</th> <th>Preamp</th> <th>Aux</th> <th>APos</th> <th>TPos</th> <th></th> </tr> <tr> <th>Freq</th> <th>Level</th> <th>Line Margin</th> <th>Level</th> <th>Factor</th> <th>Loss Factor</th> <th>Factor</th> <th>Factor</th> <th>Factor</th> <th>Remark</th> </tr> <tr> <th></th> <th>MHz</th> <th>dBuV/m</th> <th>dBuV/m</th> <th>dB</th> <th>dBuV</th> <th>dB/m</th> <th>dB</th> <th>dB</th> <th>cm</th> </tr> </thead> <tbody> <tr> <td>1</td> <td>5649.53</td> <td>49.53</td> <td>68.20</td> <td>-18.67</td> <td>40.06</td> <td>33.10</td> <td>13.56</td> <td>37.99</td> <td>0.00</td> <td>100</td> <td>237</td> <td>PEAK</td> </tr> <tr> <td>2</td> <td>5650.58</td> <td>48.46</td> <td>68.63</td> <td>-20.17</td> <td>39.79</td> <td>33.10</td> <td>13.56</td> <td>37.99</td> <td>0.00</td> <td>100</td> <td>237</td> <td>PEAK</td> </tr> <tr> <td>3</td> <td>5708.68</td> <td>55.44</td> <td>107.63</td> <td>-52.19</td> <td>46.26</td> <td>33.52</td> <td>13.64</td> <td>37.98</td> <td>0.00</td> <td>100</td> <td>237</td> <td>PEAK</td> </tr> <tr> <td>4</td> <td>5728.05</td> <td>52.11</td> <td>110.91</td> <td>-58.80</td> <td>42.90</td> <td>33.54</td> <td>13.65</td> <td>37.98</td> <td>0.00</td> <td>100</td> <td>237</td> <td>PEAK</td> </tr> </tbody> </table>		Limit	Read	Ant	Cable	Preamp	Aux	APos	TPos		Freq	Level	Line Margin	Level	Factor	Loss Factor	Factor	Factor	Factor	Remark		MHz	dBuV/m	dBuV/m	dB	dBuV	dB/m	dB	dB	cm	1	5649.53	49.53	68.20	-18.67	40.06	33.10	13.56	37.99	0.00	100	237	PEAK	2	5650.58	48.46	68.63	-20.17	39.79	33.10	13.56	37.99	0.00	100	237	PEAK	3	5708.68	55.44	107.63	-52.19	46.26	33.52	13.64	37.98	0.00	100	237	PEAK	4	5728.05	52.11	110.91	-58.80	42.90	33.54	13.65	37.98	0.00	100	237	PEAK	 <p>Site : 03CH20-HY Condition: PEAK(U-NII) 3m HF_91200_02360_231030 VERTICAL : RBW:1000.000kHz VBW:3000.000kHz SWT:Auto</p> <table border="1" data-bbox="917 1176 1428 1288"> <thead> <tr> <th></th> <th>Limit</th> <th>Read</th> <th>Ant</th> <th>Cable</th> <th>Preamp</th> <th>Aux</th> <th>APos</th> <th>TPos</th> <th></th> </tr> <tr> <th>Freq</th> <th>Level</th> <th>Line Margin</th> <th>Level</th> <th>Factor</th> <th>Loss Factor</th> <th>Factor</th> <th>Factor</th> <th>Factor</th> <th>Remark</th> </tr> <tr> <th></th> <th>MHz</th> <th>dBuV/m</th> <th>dBuV/m</th> <th>dB</th> <th>dBuV</th> <th>dB/m</th> <th>dB</th> <th>dB</th> <th>cm</th> </tr> </thead> <tbody> <tr> <td>1</td> <td>5775.00</td> <td>95.06</td> <td>-----</td> <td>-----</td> <td>85.53</td> <td>33.76</td> <td>13.73</td> <td>37.96</td> <td>0.00</td> <td>100</td> <td>237</td> <td>PEAK</td> </tr> </tbody> </table>		Limit	Read	Ant	Cable	Preamp	Aux	APos	TPos		Freq	Level	Line Margin	Level	Factor	Loss Factor	Factor	Factor	Factor	Remark		MHz	dBuV/m	dBuV/m	dB	dBuV	dB/m	dB	dB	cm	1	5775.00	95.06	-----	-----	85.53	33.76	13.73	37.96	0.00	100	237	PEAK
	Limit	Read	Ant	Cable	Preamp	Aux	APos	TPos																																																																																																																							
Freq	Level	Line Margin	Level	Factor	Loss Factor	Factor	Factor	Factor	Remark																																																																																																																						
	MHz	dBuV/m	dBuV/m	dB	dBuV	dB/m	dB	dB	cm																																																																																																																						
1	5649.53	49.53	68.20	-18.67	40.06	33.10	13.56	37.99	0.00	100	237	PEAK																																																																																																																			
2	5650.58	48.46	68.63	-20.17	39.79	33.10	13.56	37.99	0.00	100	237	PEAK																																																																																																																			
3	5708.68	55.44	107.63	-52.19	46.26	33.52	13.64	37.98	0.00	100	237	PEAK																																																																																																																			
4	5728.05	52.11	110.91	-58.80	42.90	33.54	13.65	37.98	0.00	100	237	PEAK																																																																																																																			
	Limit	Read	Ant	Cable	Preamp	Aux	APos	TPos																																																																																																																							
Freq	Level	Line Margin	Level	Factor	Loss Factor	Factor	Factor	Factor	Remark																																																																																																																						
	MHz	dBuV/m	dBuV/m	dB	dBuV	dB/m	dB	dB	cm																																																																																																																						
1	5775.00	95.06	-----	-----	85.53	33.76	13.73	37.96	0.00	100	237	PEAK																																																																																																																			
Avg	Blank																																																																																																																														
	 <p>Site : 03CH20-HY Condition: AVG_54 3m HF_91200_02360_231030 VERTICAL : RBW:1000.000kHz VBW:3.300kHz SWT:Auto</p> <table border="1" data-bbox="917 1848 1428 1960"> <thead> <tr> <th></th> <th>Limit</th> <th>Read</th> <th>Ant</th> <th>Cable</th> <th>Preamp</th> <th>Aux</th> <th>APos</th> <th>TPos</th> <th></th> </tr> <tr> <th>Freq</th> <th>Level</th> <th>Line Margin</th> <th>Level</th> <th>Factor</th> <th>Loss Factor</th> <th>Factor</th> <th>Factor</th> <th>Factor</th> <th>Remark</th> </tr> <tr> <th></th> <th>MHz</th> <th>dBuV/m</th> <th>dBuV/m</th> <th>dB</th> <th>dBuV</th> <th>dB/m</th> <th>dB</th> <th>dB</th> <th>cm</th> </tr> </thead> <tbody> <tr> <td>1</td> <td>5775.00</td> <td>87.77</td> <td>-----</td> <td>-----</td> <td>78.24</td> <td>33.76</td> <td>13.73</td> <td>37.96</td> <td>0.00</td> <td>100</td> <td>237</td> <td>AVERAGE</td> </tr> </tbody> </table>			Limit	Read	Ant	Cable	Preamp	Aux	APos	TPos		Freq	Level	Line Margin	Level	Factor	Loss Factor	Factor	Factor	Factor	Remark		MHz	dBuV/m	dBuV/m	dB	dBuV	dB/m	dB	dB	cm	1	5775.00	87.77	-----	-----	78.24	33.76	13.73	37.96	0.00	100	237	AVERAGE																																																																																		
	Limit	Read	Ant	Cable	Preamp	Aux	APos	TPos																																																																																																																							
Freq	Level	Line Margin	Level	Factor	Loss Factor	Factor	Factor	Factor	Remark																																																																																																																						
	MHz	dBuV/m	dBuV/m	dB	dBuV	dB/m	dB	dB	cm																																																																																																																						
1	5775.00	87.77	-----	-----	78.24	33.76	13.73	37.96	0.00	100	237	AVERAGE																																																																																																																			

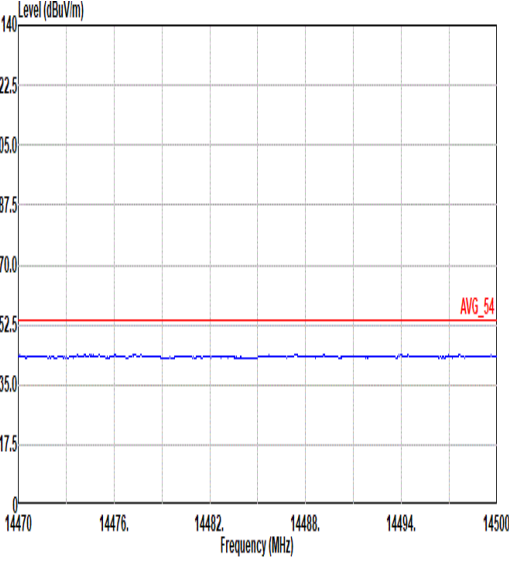
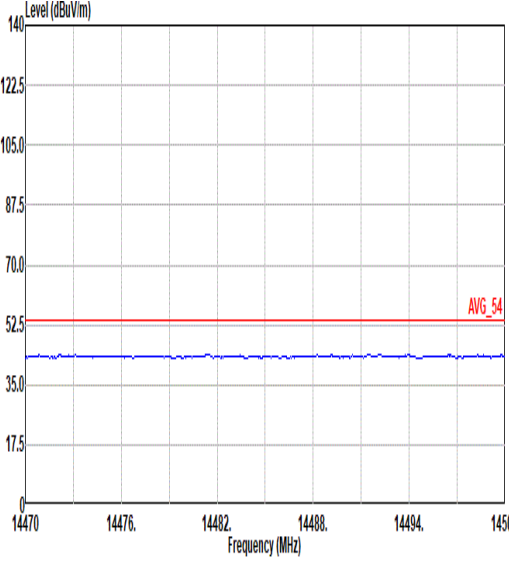
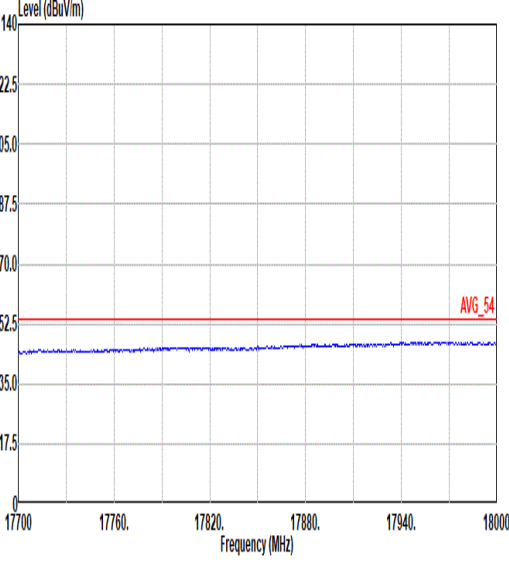
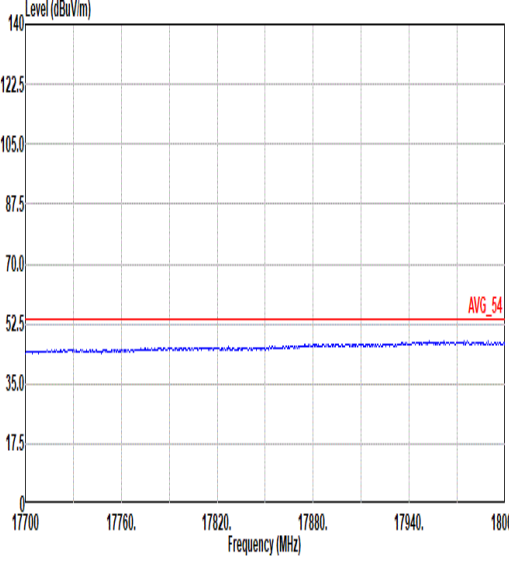


Mode	38																																																																												
	Band Edge - R																																																																												
	U-NII-3_5.725-5.85_802.11ac VHT80_CH155_5775MHz																																																																												
ANT	1																																																																												
Pol.	Vertical	Fundamental																																																																											
Peak	<p>Site : 03CH20-HY Condition: PEAK_BE(B4)_16-24 3m HF_91200_02360_231030 VERTICAL : RBW:1000.000kHz VBW:3000.000kHz SMT:Auto</p> <table border="1"> <thead> <tr> <th></th> <th>Limit</th> <th>Read</th> <th>Ant</th> <th>Cable</th> <th>Preamp</th> <th>Aux</th> <th>APos</th> <th>TPos</th> <th></th> </tr> <tr> <th>Freq</th> <th>Level</th> <th>Line</th> <th>Level</th> <th>Factor</th> <th>Loss</th> <th>Factor</th> <th>Factor</th> <th></th> <th>Remark</th> </tr> <tr> <th>MHz</th> <th>dBuV/m</th> <th>dBuV/m</th> <th>dB</th> <th>dBuV</th> <th>dB/m</th> <th>dB</th> <th>dB</th> <th>dB</th> <th>cm</th> <th>deg</th> </tr> </thead> <tbody> <tr> <td>1 5854.80</td> <td>48.74</td> <td>111.26</td> <td>-62.52</td> <td>38.81</td> <td>34.02</td> <td>13.85</td> <td>37.94</td> <td>0.00</td> <td>100</td> <td>237 PEAK</td> </tr> <tr> <td>2 5870.73</td> <td>49.90</td> <td>106.40</td> <td>-56.50</td> <td>39.89</td> <td>34.00</td> <td>13.87</td> <td>37.94</td> <td>0.00</td> <td>100</td> <td>237 PEAK</td> </tr> <tr> <td>3 5924.63</td> <td>47.97</td> <td>68.48</td> <td>-20.51</td> <td>37.69</td> <td>34.25</td> <td>13.96</td> <td>37.93</td> <td>0.00</td> <td>100</td> <td>237 PEAK</td> </tr> <tr> <td>4 5948.78</td> <td>49.51</td> <td>68.20</td> <td>-18.69</td> <td>39.13</td> <td>34.30</td> <td>14.00</td> <td>37.92</td> <td>0.00</td> <td>100</td> <td>237 PEAK</td> </tr> </tbody> </table>		Limit	Read	Ant	Cable	Preamp	Aux	APos	TPos		Freq	Level	Line	Level	Factor	Loss	Factor	Factor		Remark	MHz	dBuV/m	dBuV/m	dB	dBuV	dB/m	dB	dB	dB	cm	deg	1 5854.80	48.74	111.26	-62.52	38.81	34.02	13.85	37.94	0.00	100	237 PEAK	2 5870.73	49.90	106.40	-56.50	39.89	34.00	13.87	37.94	0.00	100	237 PEAK	3 5924.63	47.97	68.48	-20.51	37.69	34.25	13.96	37.93	0.00	100	237 PEAK	4 5948.78	49.51	68.20	-18.69	39.13	34.30	14.00	37.92	0.00	100	237 PEAK	Blank
	Limit	Read	Ant	Cable	Preamp	Aux	APos	TPos																																																																					
Freq	Level	Line	Level	Factor	Loss	Factor	Factor		Remark																																																																				
MHz	dBuV/m	dBuV/m	dB	dBuV	dB/m	dB	dB	dB	cm	deg																																																																			
1 5854.80	48.74	111.26	-62.52	38.81	34.02	13.85	37.94	0.00	100	237 PEAK																																																																			
2 5870.73	49.90	106.40	-56.50	39.89	34.00	13.87	37.94	0.00	100	237 PEAK																																																																			
3 5924.63	47.97	68.48	-20.51	37.69	34.25	13.96	37.93	0.00	100	237 PEAK																																																																			
4 5948.78	49.51	68.20	-18.69	39.13	34.30	14.00	37.92	0.00	100	237 PEAK																																																																			



Mode	38																																																																																																																																							
	Harmonic																																																																																																																																							
	U-NII-3_5.725-5.85_802.11ac VHT80_CH155_5775MHz																																																																																																																																							
ANT	1																																																																																																																																							
Pol.	Horizontal	Vertical																																																																																																																																						
Peak Avg	<p>Site : 03CH20-HY Condition: PEAK(UNII) 3m HF_91200_02360_231030 HORIZONTAL</p> <table border="1"> <thead> <tr> <th>Limit</th> <th>Read</th> <th>Ant</th> <th>Cable</th> <th>Preamp</th> <th>Aux</th> <th>APos</th> <th>TPos</th> <th>Remark</th> </tr> <tr> <th>Freq</th> <th>Level</th> <th>Line Margin</th> <th>Level</th> <th>Factor</th> <th>Loss Factor</th> <th>Factor</th> <th></th> <th></th> </tr> <tr> <th>MHz</th> <th>dBuV/m</th> <th>dBuV/m</th> <th>dB</th> <th>dBuV</th> <th>dB/m</th> <th>dB</th> <th>dB</th> <th>cm</th> <th>deg</th> </tr> </thead> <tbody> <tr> <td>1</td> <td>11550.00</td> <td>52.88</td> <td>74.00</td> <td>-21.12</td> <td>36.69</td> <td>38.90</td> <td>19.51</td> <td>42.69</td> <td>0.47</td> <td>300</td> <td>16</td> <td>PEAK</td> </tr> <tr> <td>2</td> <td>11550.00</td> <td>42.61</td> <td>54.00</td> <td>-11.39</td> <td>26.42</td> <td>38.90</td> <td>19.51</td> <td>42.69</td> <td>0.47</td> <td>300</td> <td>16</td> <td>Average</td> </tr> <tr> <td>3</td> <td>17325.00</td> <td>54.13</td> <td>68.20</td> <td>-14.07</td> <td>36.09</td> <td>38.25</td> <td>24.12</td> <td>44.85</td> <td>0.52</td> <td>--</td> <td>--</td> <td>PEAK</td> </tr> </tbody> </table>	Limit	Read	Ant	Cable	Preamp	Aux	APos	TPos	Remark	Freq	Level	Line Margin	Level	Factor	Loss Factor	Factor			MHz	dBuV/m	dBuV/m	dB	dBuV	dB/m	dB	dB	cm	deg	1	11550.00	52.88	74.00	-21.12	36.69	38.90	19.51	42.69	0.47	300	16	PEAK	2	11550.00	42.61	54.00	-11.39	26.42	38.90	19.51	42.69	0.47	300	16	Average	3	17325.00	54.13	68.20	-14.07	36.09	38.25	24.12	44.85	0.52	--	--	PEAK	<p>Site : 03CH20-HY Condition: PEAK(UNII) 3m HF_91200_02360_231030 VERTICAL</p> <table border="1"> <thead> <tr> <th>Limit</th> <th>Read</th> <th>Ant</th> <th>Cable</th> <th>Preamp</th> <th>Aux</th> <th>APos</th> <th>TPos</th> <th>Remark</th> </tr> <tr> <th>Freq</th> <th>Level</th> <th>Line Margin</th> <th>Level</th> <th>Factor</th> <th>Loss Factor</th> <th>Factor</th> <th></th> <th></th> </tr> <tr> <th>MHz</th> <th>dBuV/m</th> <th>dBuV/m</th> <th>dB</th> <th>dBuV</th> <th>dB/m</th> <th>dB</th> <th>dB</th> <th>cm</th> <th>deg</th> </tr> </thead> <tbody> <tr> <td>1</td> <td>11550.00</td> <td>51.85</td> <td>74.00</td> <td>-22.15</td> <td>35.66</td> <td>38.90</td> <td>19.51</td> <td>42.69</td> <td>0.47</td> <td>300</td> <td>288</td> <td>PEAK</td> </tr> <tr> <td>2</td> <td>11550.00</td> <td>42.65</td> <td>54.00</td> <td>-11.35</td> <td>26.46</td> <td>38.90</td> <td>19.51</td> <td>42.69</td> <td>0.47</td> <td>300</td> <td>288</td> <td>Average</td> </tr> <tr> <td>3</td> <td>17325.00</td> <td>53.29</td> <td>68.20</td> <td>-14.91</td> <td>35.25</td> <td>38.25</td> <td>24.12</td> <td>44.85</td> <td>0.52</td> <td>--</td> <td>--</td> <td>PEAK</td> </tr> </tbody> </table>	Limit	Read	Ant	Cable	Preamp	Aux	APos	TPos	Remark	Freq	Level	Line Margin	Level	Factor	Loss Factor	Factor			MHz	dBuV/m	dBuV/m	dB	dBuV	dB/m	dB	dB	cm	deg	1	11550.00	51.85	74.00	-22.15	35.66	38.90	19.51	42.69	0.47	300	288	PEAK	2	11550.00	42.65	54.00	-11.35	26.46	38.90	19.51	42.69	0.47	300	288	Average	3	17325.00	53.29	68.20	-14.91	35.25	38.25	24.12	44.85	0.52	--	--	PEAK
Limit	Read	Ant	Cable	Preamp	Aux	APos	TPos	Remark																																																																																																																																
Freq	Level	Line Margin	Level	Factor	Loss Factor	Factor																																																																																																																																		
MHz	dBuV/m	dBuV/m	dB	dBuV	dB/m	dB	dB	cm	deg																																																																																																																															
1	11550.00	52.88	74.00	-21.12	36.69	38.90	19.51	42.69	0.47	300	16	PEAK																																																																																																																												
2	11550.00	42.61	54.00	-11.39	26.42	38.90	19.51	42.69	0.47	300	16	Average																																																																																																																												
3	17325.00	54.13	68.20	-14.07	36.09	38.25	24.12	44.85	0.52	--	--	PEAK																																																																																																																												
Limit	Read	Ant	Cable	Preamp	Aux	APos	TPos	Remark																																																																																																																																
Freq	Level	Line Margin	Level	Factor	Loss Factor	Factor																																																																																																																																		
MHz	dBuV/m	dBuV/m	dB	dBuV	dB/m	dB	dB	cm	deg																																																																																																																															
1	11550.00	51.85	74.00	-22.15	35.66	38.90	19.51	42.69	0.47	300	288	PEAK																																																																																																																												
2	11550.00	42.65	54.00	-11.35	26.46	38.90	19.51	42.69	0.47	300	288	Average																																																																																																																												
3	17325.00	53.29	68.20	-14.91	35.25	38.25	24.12	44.85	0.52	--	--	PEAK																																																																																																																												



Mode	38	
	Harmonic	
	U-NII-3_5.725-5.85_802.11ac VHT80_CH155_5775MHz	
ANT	1	
Pol.	Horizontal	Vertical
14.47G ~14.5G Avg	 <p>Site : 03CH20-HY Condition: AVG_54 3m HF_91200_02360_231030 HORIZONTAL</p>	 <p>Site : 03CH20-HY Condition: AVG_54 3m HF_91200_02360_231030 VERTICAL</p>
17.7G ~18G Avg	 <p>Site : 03CH20-HY Condition: AVG_54 3m HF_91200_02360_231030 HORIZONTAL</p>	 <p>Site : 03CH20-HY Condition: AVG_54 3m HF_91200_02360_231030 VERTICAL</p>



Mode	39																																																																																																																																																																																																																	
	LF																																																																																																																																																																																																																	
	U-NII-3_5.725-5.85_802.11ac VHT80_CH155_5775MHz																																																																																																																																																																																																																	
ANT	1																																																																																																																																																																																																																	
Pol.	Horizontal	Vertical																																																																																																																																																																																																																
QP/ Peak	<p>Site : 03CH20-HY Condition: QP 3m Bilog_55606 & 08_231020 HORIZONTAL</p> <table border="1"> <thead> <tr> <th>Peak</th> <th>Freq</th> <th>Level</th> <th>Limit</th> <th>Line Margin</th> <th>Read Level</th> <th>Ant Factor</th> <th>Cable Loss</th> <th>Preamp Factor</th> <th>Aux Factor</th> <th>APos</th> <th>TPos</th> <th>Remark</th> </tr> <tr> <th></th> <th>MHz</th> <th>dBuV/m</th> <th>dBuV/m</th> <th>dB</th> <th>dBuV</th> <th>dB/m</th> <th>dB</th> <th>dB</th> <th>dB</th> <th>cm</th> <th>deg</th> <th></th> </tr> </thead> <tbody> <tr><td>1</td><td>77.53</td><td>30.64</td><td>40.00</td><td>-9.36</td><td>50.72</td><td>13.59</td><td>1.67</td><td>35.54</td><td>0.20</td><td>--</td><td>--</td><td>Peak</td></tr> <tr><td>2</td><td>138.64</td><td>29.69</td><td>43.50</td><td>-13.81</td><td>44.09</td><td>17.82</td><td>2.20</td><td>35.45</td><td>0.23</td><td>--</td><td>--</td><td>Peak</td></tr> <tr><td>3</td><td>243.40</td><td>27.06</td><td>46.00</td><td>-18.94</td><td>41.54</td><td>17.70</td><td>2.86</td><td>35.23</td><td>0.19</td><td>--</td><td>--</td><td>Peak</td></tr> <tr><td>4</td><td>384.05</td><td>29.66</td><td>46.00</td><td>-16.34</td><td>39.59</td><td>21.19</td><td>3.57</td><td>34.84</td><td>0.15</td><td>--</td><td>--</td><td>Peak</td></tr> <tr><td>5</td><td>720.64</td><td>33.21</td><td>46.00</td><td>-12.79</td><td>34.73</td><td>27.32</td><td>4.83</td><td>33.83</td><td>0.16</td><td>--</td><td>--</td><td>Peak</td></tr> <tr><td>6</td><td>941.00</td><td>35.07</td><td>46.00</td><td>-10.93</td><td>32.17</td><td>30.32</td><td>5.48</td><td>33.01</td><td>0.11</td><td>--</td><td>--</td><td>Peak</td></tr> </tbody> </table>	Peak	Freq	Level	Limit	Line Margin	Read Level	Ant Factor	Cable Loss	Preamp Factor	Aux Factor	APos	TPos	Remark		MHz	dBuV/m	dBuV/m	dB	dBuV	dB/m	dB	dB	dB	cm	deg		1	77.53	30.64	40.00	-9.36	50.72	13.59	1.67	35.54	0.20	--	--	Peak	2	138.64	29.69	43.50	-13.81	44.09	17.82	2.20	35.45	0.23	--	--	Peak	3	243.40	27.06	46.00	-18.94	41.54	17.70	2.86	35.23	0.19	--	--	Peak	4	384.05	29.66	46.00	-16.34	39.59	21.19	3.57	34.84	0.15	--	--	Peak	5	720.64	33.21	46.00	-12.79	34.73	27.32	4.83	33.83	0.16	--	--	Peak	6	941.00	35.07	46.00	-10.93	32.17	30.32	5.48	33.01	0.11	--	--	Peak	<p>Site : 03CH20-HY Condition: QP 3m Bilog_55606 & 08_231020 VERTICAL</p> <table border="1"> <thead> <tr> <th>Peak</th> <th>Freq</th> <th>Level</th> <th>Limit</th> <th>Line Margin</th> <th>Read Level</th> <th>Ant Factor</th> <th>Cable Loss</th> <th>Preamp Factor</th> <th>Aux Factor</th> <th>APos</th> <th>TPos</th> <th>Remark</th> </tr> <tr> <th></th> <th>MHz</th> <th>dBuV/m</th> <th>dBuV/m</th> <th>dB</th> <th>dBuV</th> <th>dB/m</th> <th>dB</th> <th>dB</th> <th>dB</th> <th>cm</th> <th>deg</th> <th></th> </tr> </thead> <tbody> <tr><td>1</td><td>43.58</td><td>29.91</td><td>40.00</td><td>-10.09</td><td>46.23</td><td>17.77</td><td>1.26</td><td>35.58</td><td>0.23</td><td>100</td><td>42</td><td>QP</td></tr> <tr><td>2</td><td>126.03</td><td>32.39</td><td>43.50</td><td>-11.11</td><td>47.86</td><td>17.68</td><td>2.10</td><td>35.46</td><td>0.21</td><td>--</td><td>--</td><td>Peak</td></tr> <tr><td>3</td><td>261.83</td><td>23.21</td><td>46.00</td><td>-22.79</td><td>35.04</td><td>20.22</td><td>2.96</td><td>35.20</td><td>0.19</td><td>--</td><td>--</td><td>Peak</td></tr> <tr><td>4</td><td>416.06</td><td>29.71</td><td>46.00</td><td>-16.29</td><td>38.17</td><td>22.45</td><td>3.71</td><td>34.77</td><td>0.15</td><td>--</td><td>--</td><td>Peak</td></tr> <tr><td>5</td><td>715.79</td><td>33.95</td><td>46.00</td><td>-12.05</td><td>35.78</td><td>27.06</td><td>4.81</td><td>33.86</td><td>0.16</td><td>--</td><td>--</td><td>Peak</td></tr> <tr><td>6</td><td>898.15</td><td>37.09</td><td>46.00</td><td>-8.91</td><td>35.81</td><td>28.95</td><td>5.35</td><td>33.18</td><td>0.16</td><td>--</td><td>--</td><td>Peak</td></tr> </tbody> </table>	Peak	Freq	Level	Limit	Line Margin	Read Level	Ant Factor	Cable Loss	Preamp Factor	Aux Factor	APos	TPos	Remark		MHz	dBuV/m	dBuV/m	dB	dBuV	dB/m	dB	dB	dB	cm	deg		1	43.58	29.91	40.00	-10.09	46.23	17.77	1.26	35.58	0.23	100	42	QP	2	126.03	32.39	43.50	-11.11	47.86	17.68	2.10	35.46	0.21	--	--	Peak	3	261.83	23.21	46.00	-22.79	35.04	20.22	2.96	35.20	0.19	--	--	Peak	4	416.06	29.71	46.00	-16.29	38.17	22.45	3.71	34.77	0.15	--	--	Peak	5	715.79	33.95	46.00	-12.05	35.78	27.06	4.81	33.86	0.16	--	--	Peak	6	898.15	37.09	46.00	-8.91	35.81	28.95	5.35	33.18	0.16	--	--	Peak
Peak	Freq	Level	Limit	Line Margin	Read Level	Ant Factor	Cable Loss	Preamp Factor	Aux Factor	APos	TPos	Remark																																																																																																																																																																																																						
	MHz	dBuV/m	dBuV/m	dB	dBuV	dB/m	dB	dB	dB	cm	deg																																																																																																																																																																																																							
1	77.53	30.64	40.00	-9.36	50.72	13.59	1.67	35.54	0.20	--	--	Peak																																																																																																																																																																																																						
2	138.64	29.69	43.50	-13.81	44.09	17.82	2.20	35.45	0.23	--	--	Peak																																																																																																																																																																																																						
3	243.40	27.06	46.00	-18.94	41.54	17.70	2.86	35.23	0.19	--	--	Peak																																																																																																																																																																																																						
4	384.05	29.66	46.00	-16.34	39.59	21.19	3.57	34.84	0.15	--	--	Peak																																																																																																																																																																																																						
5	720.64	33.21	46.00	-12.79	34.73	27.32	4.83	33.83	0.16	--	--	Peak																																																																																																																																																																																																						
6	941.00	35.07	46.00	-10.93	32.17	30.32	5.48	33.01	0.11	--	--	Peak																																																																																																																																																																																																						
Peak	Freq	Level	Limit	Line Margin	Read Level	Ant Factor	Cable Loss	Preamp Factor	Aux Factor	APos	TPos	Remark																																																																																																																																																																																																						
	MHz	dBuV/m	dBuV/m	dB	dBuV	dB/m	dB	dB	dB	cm	deg																																																																																																																																																																																																							
1	43.58	29.91	40.00	-10.09	46.23	17.77	1.26	35.58	0.23	100	42	QP																																																																																																																																																																																																						
2	126.03	32.39	43.50	-11.11	47.86	17.68	2.10	35.46	0.21	--	--	Peak																																																																																																																																																																																																						
3	261.83	23.21	46.00	-22.79	35.04	20.22	2.96	35.20	0.19	--	--	Peak																																																																																																																																																																																																						
4	416.06	29.71	46.00	-16.29	38.17	22.45	3.71	34.77	0.15	--	--	Peak																																																																																																																																																																																																						
5	715.79	33.95	46.00	-12.05	35.78	27.06	4.81	33.86	0.16	--	--	Peak																																																																																																																																																																																																						
6	898.15	37.09	46.00	-8.91	35.81	28.95	5.35	33.18	0.16	--	--	Peak																																																																																																																																																																																																						



Mode	42																																																																																																									
	SHF																																																																																																									
	U-NII-3_5.725-5.85_802.11ac VHT80_CH155_5775MHz																																																																																																									
ANT	1																																																																																																									
Pol.	Horizontal	Vertical																																																																																																								
Peak	<p>Site : Condition: PEAK_74 1m BBHA9170_1224_240624 HORIZONTAL Mode : 42 Setting : Plane :</p> <table border="1"> <thead> <tr> <th>Limit</th> <th>Read</th> <th>Ant</th> <th>Cable</th> <th>Preamp</th> <th>Aux</th> <th>APos</th> <th>TPos</th> <th>Remark</th> </tr> <tr> <th>Freq</th> <th>Level</th> <th>Line Margin</th> <th>Level</th> <th>Factor</th> <th>Loss Factor</th> <th>Factor</th> <th></th> <th></th> </tr> <tr> <th>MHz</th> <th>dBuV/m</th> <th>dBuV/m</th> <th>dB</th> <th>dBuV</th> <th>dB/m</th> <th>dB</th> <th>dB</th> <th>cm</th> <th>deg</th> </tr> </thead> <tbody> <tr> <td>1</td> <td>39648.00</td> <td>54.68</td> <td>74.00</td> <td>-19.32</td> <td>38.27</td> <td>45.02</td> <td>36.89</td> <td>55.96</td> <td>-9.54</td> <td>--</td> <td>Peak</td> </tr> <tr> <td>2</td> <td>39648.00</td> <td>45.72</td> <td>54.00</td> <td>-8.28</td> <td>29.31</td> <td>45.02</td> <td>36.89</td> <td>55.96</td> <td>-9.54</td> <td>--</td> <td>Average</td> </tr> </tbody> </table>	Limit	Read	Ant	Cable	Preamp	Aux	APos	TPos	Remark	Freq	Level	Line Margin	Level	Factor	Loss Factor	Factor			MHz	dBuV/m	dBuV/m	dB	dBuV	dB/m	dB	dB	cm	deg	1	39648.00	54.68	74.00	-19.32	38.27	45.02	36.89	55.96	-9.54	--	Peak	2	39648.00	45.72	54.00	-8.28	29.31	45.02	36.89	55.96	-9.54	--	Average	<p>Site : Condition: PEAK_74 1m BBHA9170_1224_240624 VERTICAL Mode : 42 Setting : Plane :</p> <table border="1"> <thead> <tr> <th>Limit</th> <th>Read</th> <th>Ant</th> <th>Cable</th> <th>Preamp</th> <th>Aux</th> <th>APos</th> <th>TPos</th> <th>Remark</th> </tr> <tr> <th>Freq</th> <th>Level</th> <th>Line Margin</th> <th>Level</th> <th>Factor</th> <th>Loss Factor</th> <th>Factor</th> <th></th> <th></th> </tr> <tr> <th>MHz</th> <th>dBuV/m</th> <th>dBuV/m</th> <th>dB</th> <th>dBuV</th> <th>dB/m</th> <th>dB</th> <th>dB</th> <th>cm</th> <th>deg</th> </tr> </thead> <tbody> <tr> <td>1</td> <td>39450.00</td> <td>54.37</td> <td>74.00</td> <td>-19.63</td> <td>38.00</td> <td>45.30</td> <td>36.84</td> <td>56.23</td> <td>-9.54</td> <td>--</td> <td>Peak</td> </tr> <tr> <td>2</td> <td>39450.00</td> <td>45.66</td> <td>54.00</td> <td>-8.34</td> <td>29.29</td> <td>45.30</td> <td>36.84</td> <td>56.23</td> <td>-9.54</td> <td>--</td> <td>Average</td> </tr> </tbody> </table>	Limit	Read	Ant	Cable	Preamp	Aux	APos	TPos	Remark	Freq	Level	Line Margin	Level	Factor	Loss Factor	Factor			MHz	dBuV/m	dBuV/m	dB	dBuV	dB/m	dB	dB	cm	deg	1	39450.00	54.37	74.00	-19.63	38.00	45.30	36.84	56.23	-9.54	--	Peak	2	39450.00	45.66	54.00	-8.34	29.29	45.30	36.84	56.23	-9.54	--	Average
	Limit	Read	Ant	Cable	Preamp	Aux	APos	TPos	Remark																																																																																																	
Freq	Level	Line Margin	Level	Factor	Loss Factor	Factor																																																																																																				
MHz	dBuV/m	dBuV/m	dB	dBuV	dB/m	dB	dB	cm	deg																																																																																																	
1	39648.00	54.68	74.00	-19.32	38.27	45.02	36.89	55.96	-9.54	--	Peak																																																																																															
2	39648.00	45.72	54.00	-8.28	29.31	45.02	36.89	55.96	-9.54	--	Average																																																																																															
Limit	Read	Ant	Cable	Preamp	Aux	APos	TPos	Remark																																																																																																		
Freq	Level	Line Margin	Level	Factor	Loss Factor	Factor																																																																																																				
MHz	dBuV/m	dBuV/m	dB	dBuV	dB/m	dB	dB	cm	deg																																																																																																	
1	39450.00	54.37	74.00	-19.63	38.00	45.30	36.84	56.23	-9.54	--	Peak																																																																																															
2	39450.00	45.66	54.00	-8.34	29.29	45.30	36.84	56.23	-9.54	--	Average																																																																																															



Appendix D. Duty Cycle Plots

Band	Duty Cycle(%)	T(us)	1/T(kHz)	VBW Setting
802.11a	96.88	1395	0.72	750Hz
5GHz 802.11ac VHT20	96.65	1300	0.77	820Hz
5GHz 802.11ac VHT40	93.07	645	1.55	1.6kHz
5GHz 802.11ac VHT80	88.04	324	3.09	3.3kHz

