



# FCC RADIO TEST REPORT

**FCC ID** : HLZA24007  
**Equipment** : Tablet PC  
**Brand Name** : acer  
**Model Name** : A24007  
**Marketing Name** : Acer Iconia V10, V10-21  
**Applicant** : Acer Incorporated  
8F., No. 88, Sec. 1, Xintai 5th Rd., Xizhi Dist.,  
New Taipei City 22181, Taiwan (R.O.C)  
**Manufacturer** : Acer Incorporated  
8F., No. 88, Sec. 1, Xintai 5th Rd., Xizhi Dist.,  
New Taipei City 22181, Taiwan (R.O.C)  
**Standard** : FCC Part 15 Subpart E §15.407

The product was received on Aug. 20, 2024 and testing was performed from Aug. 30, 2024 to Sep. 26, 2024. We, Sporton International Inc. Wensan Laboratory, would like to declare that the tested sample has been evaluated in accordance with the test procedures and has been in compliance with the applicable technical standards.

The test results in this report apply exclusively to the tested model / sample. Without written approval from Sporton International Inc. Wensan Laboratory, the test report shall not be reproduced except in full.

*Louis Wu*

Approved by: Louis Wu

**Sporton International Inc. Wensan Laboratory**

No.58, Aly. 75, Ln. 564, Wenhua 3rd, Rd., Guishan Dist., Taoyuan City 333010, Taiwan (R.O.C.)



# Table of Contents

**History of this test report..... 3**

**Summary of Test Result..... 4**

**1 General Description ..... 5**

    1.1 Product Feature of Equipment Under Test..... 5

    1.2 Modification of EUT ..... 5

    1.3 Testing Location ..... 6

    1.4 Applicable Standards..... 6

**2 Test Configuration of Equipment Under Test ..... 7**

    2.1 Carrier Frequency and Channel ..... 7

    2.2 Test Mode ..... 8

    2.3 Connection Diagram of Test System ..... 9

    2.4 Support Unit used in test configuration and system ..... 9

    2.5 EUT Operation Test Setup ..... 10

    2.6 Measurement Results Explanation Example ..... 10

**3 Test Result ..... 11**

    3.1 26dB & 99% Occupied Bandwidth Measurement ..... 11

    3.2 Maximum Conducted Output Power Measurement ..... 12

    3.3 Power Spectral Density Measurement ..... 14

    3.4 Unwanted Emissions Measurement ..... 16

    3.5 AC Conducted Emission Measurement..... 21

    3.6 Antenna Requirements ..... 23

**4 List of Measuring Equipment..... 24**

**5 Measurement Uncertainty ..... 25**

**Appendix A. Conducted Test Results**

**Appendix B. AC Conducted Emission Test Result**

**Appendix C. Radiated Spurious Emission Test Data**

**Appendix D. Duty Cycle Plots**

**Appendix E. Setup Photographs**



### History of this test report

Report No.	Version	Description	Issue Date
FR482028D	01	Initial issue of report	Oct. 09, 2024
FR482028D	02	Revise Section 2.2, Appendix C and D This report is an updated version, replacing the report issued on Oct. 09, 2024.	Oct. 15, 2024



### Summary of Test Result

Report Clause	Ref Std. Clause	Test Items	Result (PASS/FAIL)	Remark
3.1	15.403	26dB Bandwidth	Pass	-
3.1	2.1049	99% Occupied Bandwidth	Pass	-
3.2	15.407(a)	Maximum Conducted Output Power	Pass	-
3.3	15.407(a)	Power Spectral Density	Pass	-
3.4	15.407(b)	Unwanted Emissions	Pass	3.42 dB under the limit at 5351.03 MHz
3.5	15.207	AC Conducted Emission	Pass	17.86 dB under the limit at 0.20 MHz
3.6	15.203	Antenna Requirement	Pass	-

**Conformity Assessment Condition:**

1. The test results (PASS/FAIL) with all measurement uncertainty excluded are presented against the regulation limits or in accordance with the requirements stipulated by the applicant/manufacturer who shall bear all the risks of non-compliance that may potentially occur if measurement uncertainty is taken into account.
2. The measurement uncertainty please refer to each test result in the section "Measurement Uncertainty".

**Disclaimer:**

The product specifications of the EUT presented in the test report that may affect the test assessments are declared by the manufacturer who shall take full responsibility for the authenticity.

**Reviewed by: Wei Chen**

**Report Producer: Rebecca Wu**

# 1 General Description

## 1.1 Product Feature of Equipment Under Test

Product Feature		
<b>General Specs</b> Bluetooth, Wi-Fi 2.4GHz 802.11b/g/n, Wi-Fi 5GHz 802.11a/n/ac, and GNSS.		
<b>Antenna Type</b> WLAN: PIFA Antenna Bluetooth: PIFA Antenna GPS / Glonass / BDS / Galileo: PIFA Antenna		
Antenna information		
5150 MHz ~ 5250 MHz	Peak Gain (dBi)	1.78
5250 MHz ~ 5350 MHz	Peak Gain (dBi)	0.70
5470 MHz ~ 5725 MHz	Peak Gain (dBi)	0.07

**Remark:** The EUT's information above is declared by manufacturer. Please refer to Disclaimer in report summary.

SKU List				
Model	SKU1_4G+64G	SKU2_4G+64G	SKU3_4G+128G	SKU4_4G+128G
<b>RAM</b>	Shenzhen Longsys Electronics Co., Ltd. MLXC4004G-W6	SHENZHEN GCAIELECTRONICTECHNOLOGY Co., Ltd. GD84D32MJ0-42C2	Shenzhen Longsys Electronics Co., Ltd. MLXC4004G-W6	SHENZHEN GCAIELECTRONICTECHNOLOGY Co., Ltd. GD84D32MJ0-42C2
<b>ROM</b>	Shenzhen Longsys Electronics Co., Ltd. FEMDNN064G-A3A55	Shenzhen Techwinsemi Technology Co., Ltd. UEMCGS63S0	Shenzhen Longsys Electronics Co., Ltd. FEMDNN128G-A3V01	Shenzhen Techwinsemi Technology Co., Ltd. UEMDGS63S0
<b>Front Camera</b>	SHENZHEN KE YI TAI ELECTRONIC Co., Ltd. GC05A2 5M	Shenzhen Hongyou Electronic Technology Co., Ltd. GC05A2 5M	SHENZHEN KE YI TAI ELECTRONIC Co., Ltd. GC05A2 5M	Shenzhen Hongyou Electronic Technology Co., Ltd. GC05A2 5M
<b>Rear Camera</b>	SHENZHEN KE YI TAI ELECTRONIC Co., Ltd. S5K4H8 8M	Shenzhen Hongyou Electronic Technology Co., Ltd. S5K4H8 8M	SHENZHEN KE YI TAI ELECTRONIC Co., Ltd. S5K4H8 8M	Shenzhen Hongyou Electronic Technology Co., Ltd. S5K4H8 8M

## 1.2 Modification of EUT

No modifications made to the EUT during the testing.



### 1.3 Testing Location

<b>Test Site</b>	Sporton International Inc. Wensan Laboratory
<b>Test Site Location</b>	No.58, Aly. 75, Ln. 564, Wenhua 3rd, Rd., Guishan Dist., Taoyuan City 333010, Taiwan (R.O.C.) TEL: +886-3-327-0868 FAX: +886-3-327-0855
<b>Test Site No.</b>	<b>Sporton Site No.</b> TH05-HY, CO07-HY, 03CH20-HY

**Note:** The test site complies with ANSI C63.4 2014 requirement.

FCC designation No.: TW3786

### 1.4 Applicable Standards

According to the specifications declared by the manufacturer, the EUT must comply with the requirements of the following standards:

- ♦ FCC Part 15 Subpart E
- ♦ FCC KDB 789033 D02 General UNII Test Procedures New Rules v02r01.
- ♦ FCC KDB 414788 D01 Radiated Test Site v01r01.
- ♦ ANSI C63.10-2013

**Remark:**

1. All the test items were validated and recorded in accordance with the standards without any modification during the testing.
2. The TAF code is not including all the FCC KDB listed without accreditation.



## 2 Test Configuration of Equipment Under Test

- a. The EUT has been associated with peripherals and configuration operated in a manner tended to maximize its emission characteristics in a typical application. Frequency range investigated: conduction emission (150 kHz to 30 MHz) radiation emission (9 kHz to the 10th harmonic of the highest fundamental frequency or to 40 GHz, whichever is lower). For radiated measurement, the measured emission level of the EUT was maximized by rotating the EUT on a turntable, adjusting the orientation of the EUT and EUT antenna in three orthogonal axis (X: flat, Y: portrait, Z: landscape), and adjusting the measurement antenna orientation, following C63.10 exploratory test procedures and only the worst case emissions were reported in this report.
- b. AC power line Conducted Emission was tested under maximum output power.

### 2.1 Carrier Frequency and Channel

Frequency Band	Channel	Freq. (MHz)	Channel	Freq. (MHz)
5150-5250 MHz Band 1 (U-NII-1)	36	5180	44	5220
	38*	5190	46*	5230
	40	5200	48	5240
	42#	5210		

Frequency Band	Channel	Freq. (MHz)	Channel	Freq. (MHz)
5250-5350 MHz Band 2 (U-NII-2A)	52	5260	60	5300
	54*	5270	62*	5310
	56	5280	64	5320
	58#	5290		

Frequency Band	Channel	Freq. (MHz)	Channel	Freq. (MHz)
5470-5725 MHz Band 3 (U-NII-2C)	100	5500	112	5560
	102*	5510	116	5580
	104	5520	132	5660
	106#	5530	134*	5670
	108	5540	136	5680
	110*	5550	140	5700

**Note:**

- 1. The above Frequency and Channel with "\*" are 802.11n HT40 and 802.11ac VHT40.
- 2. The above Frequency and Channel with "#" are 802.11ac VHT80.



## 2.2 Test Mode

The power for 802.11n mode is smaller than 802.11ac mode, so all other conducted and radiated test is covered by 802.11acmode.

The final test modes include the worst data rates for each modulation shown in the table below.

Modulation	Data Rate
802.11a	6 Mbps
802.11n HT20 (Covered by VHT20)	MCS0
802.11n HT40 (Covered by VHT40)	MCS0
802.11ac VHT20	MCS0
802.11ac VHT40	MCS0
802.11ac VHT80	MCS0

Test Cases	
AC Conducted Emission	Mode 1 : Bluetooth Link + WLAN (5GHz) Link + Battery + USB Cable (Charging from AC Adapter) for SKU4_4G+128G
<b>Remark:</b> For Radiated Test Cases, the tests were performed with SKU4_4G+128G.	

Ch. #		Band I : 5150-5250 MHz	Band II : 5250-5350 MHz	Band III : 5470-5725MHz
		802.11a	802.11a	802.11a
L	Low	36	52	100
M	Middle	44	60	116
H	High	48	64	140

Ch. #		Band I : 5150-5250 MHz	Band II : 5250-5350 MHz	Band III : 5470-5725MHz
		802.11ac VHT20	802.11ac VHT20	802.11ac VHT20
L	Low	36	52	100
M	Middle	44	60	116
H	High	48	64	140

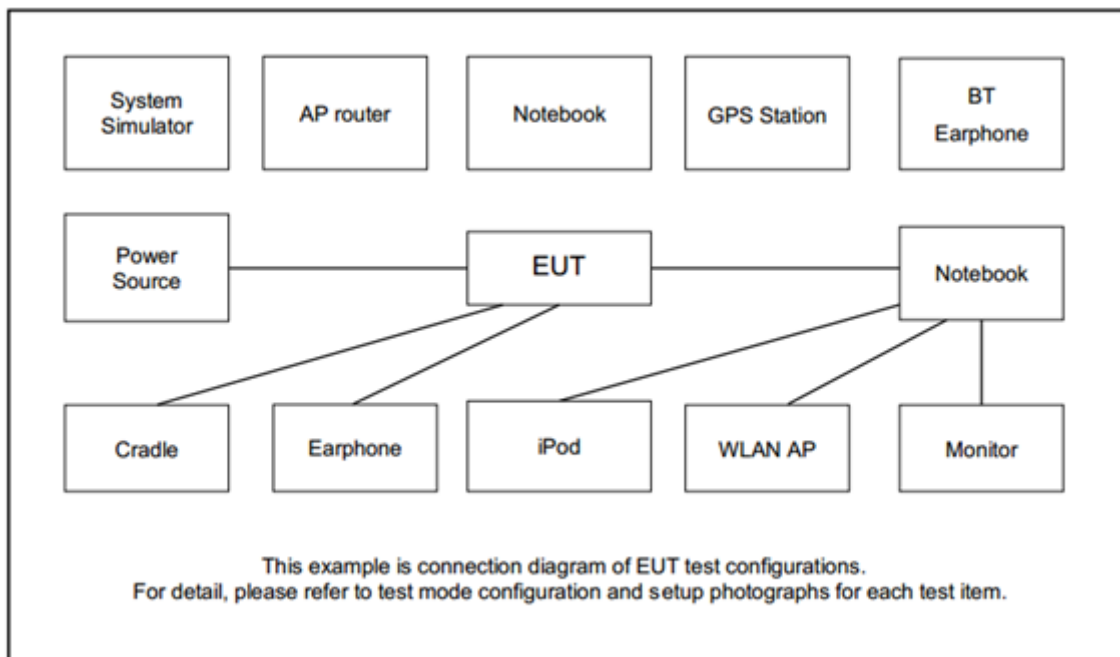
Ch. #		Band I : 5150-5250 MHz	Band II : 5250-5350 MHz	Band III : 5470-5725MHz
		802.11ac VHT40	802.11ac VHT40	802.11ac VHT40
L	Low	38	54	102
M	Middle	-	-	110
H	High	46	62	134



Ch. #		Band I : 5150-5250 MHz	Band II : 5250-5350 MHz	Band III : 5470-5725MHz
		802.11ac VHT80	802.11ac VHT80	802.11ac VHT80
L	Low	-	-	106
M	Middle	42	58	-
H	High	-	-	-

**Remark:** For radiation spurious emission, the modulation and the data rate picked for testing are determined by the Max. RF conducted power.

### 2.3 Connection Diagram of Test System



### 2.4 Support Unit used in test configuration and system

Item	Equipment	Brand Name	Model Name	FCC ID	Data Cable	Power Cord
1.	Bluetooth Earphone	Sony Ericsson	MW600	PY7DDA-2029	N/A	N/A
2.	WLAN AP	Netgear	RAXE500	PY320300508	N/A	Unshielded, 1.8 m
3.	Notebook	DELL	Latitude 3400	FCC DoC	N/A	AC I/P: Unshielded, 1.2 m DC O/P: Shielded, 1.8 m
4.	Earphone	Moto	SJYN1181B	N/A	Unshielded, 1.25m	N/A



## 2.5 EUT Operation Test Setup

The RF test items, make the EUT (SW: Acer\_AV0U0\_M10-21\_RV00RB01\_PAPAP\_GEN1) get into the engineering modes to provide channel selection, power level, data rate and the application type and for continuous transmitting signals.

## 2.6 Measurement Results Explanation Example

**For all conducted test items:**

The offset level is set in the spectrum analyzer to compensate the RF cable loss and attenuator factor between EUT conducted output port and spectrum analyzer. With the offset compensation, the spectrum analyzer reading level is exactly the EUT RF output level.

Example :

The spectrum analyzer offset is derived from RF cable loss and attenuator factor.

*Offset = RF cable loss + attenuator factor.*

Following shows an offset computation example with cable loss 4.2 dB and 10 dB attenuator.

$$\begin{aligned} \text{Offset(dB)} &= \text{RF cable loss(dB)} + \text{attenuator factor(dB)}. \\ &= 4.2 + 10 = 14.2 \text{ (dB)} \end{aligned}$$

### 3 Test Result

#### 3.1 26dB & 99% Occupied Bandwidth Measurement

##### 3.1.1 Description of 26dB & 99% Occupied Bandwidth

This section is for reporting purpose only.

There is no restriction limits for bandwidth.

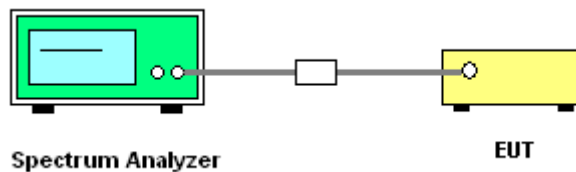
##### 3.1.2 Measuring Instruments

Please refer to the measuring equipment list in this test report.

##### 3.1.3 Test Procedures

1. The testing follows FCC KDB 789033 D02 General UNII Test Procedures New Rules v02r01. Section C) Emission bandwidth
2. Set RBW = approximately 1% of the emission bandwidth.
3. Set the VBW > RBW.
4. Detector = Peak.
5. Trace mode = max hold
6. Measure the maximum width of the emission that is 26 dB down from the peak of the emission. Compare this with the RBW setting of the analyzer. Readjust RBW and repeat measurement as needed until the RBW/EBW ratio is approximately 1%.
7. For 99% Bandwidth Measurement, the spectrum analyzer's resolution bandwidth (RBW) is set 1-5% of the emission bandwidth and set the Video bandwidth (VBW)  $\geq 3 * RBW$ .
8. Measure and record the results in the test report.

##### 3.1.4 Test Setup



##### 3.1.5 Test Result of 26dB & 99% Occupied Bandwidth

Please refer to Appendix A.



## 3.2 Maximum Conducted Output Power Measurement

### 3.2.1 Limit of Maximum Conducted Output Power

<FCC 14-30 CFR 15.407>

**For the 5.15–5.25 GHz bands:**

■ For mobile and portable client devices in the 5.15–5.25 GHz band, the maximum conducted output power over the frequency band of operation shall not exceed 250 mW. For an indoor access point operating in the band 5.15-5.25 GHz, the maximum conducted output power over the frequency band of operation shall not exceed 1 W.

**For the 5.25–5.725 GHz bands:**

■ The maximum conducted output power over the frequency bands of operation shall not exceed the lesser of 250 mW or 11 dBm 10 log B, where B is the 26 dB emission bandwidth in megahertz.

If transmitting antennas of directional gain greater than 6 dBi are used, the peak output power shall be reduced by the amount in dB that the directional gain of the antenna exceeds 6 dBi.

Note that U-NII-2 band, devices with a maximum e.i.r.p. greater than 500 mW shall implement TPC in order to have the capability to operate at least 6 dB below the maximum permitted e.i.r.p. of 1 W.

### 3.2.2 Measuring Instruments

Please refer to the measuring equipment list in this test report.

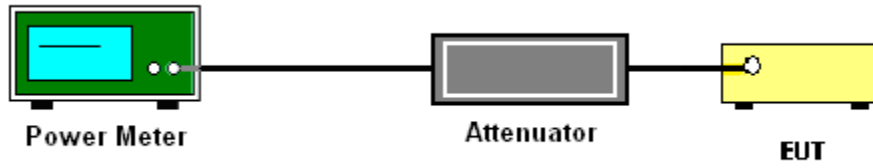
### 3.2.3 Test Procedures

The testing follows Method PM-G of FCC KDB 789033 D02 General UNII Test Procedures New Rules v02r01.

Method PM-G (Measurement using a gated RF average power meter):

1. Measurement is performed using a wideband RF power meter.
2. The EUT is configured to transmit at its maximum power control level.
3. Measure the average power of the transmitter.
4. Since the measurement is made only during the ON time of the transmitter, no duty cycle correction factor is required.

### 3.2.4 Test Setup



### 3.2.5 Test Result of Maximum Conducted Output Power

Please refer to Appendix A.



### 3.3 Power Spectral Density Measurement

#### 3.3.1 Limit of Power Spectral Density

##### <FCC 14-30 CFR 15.407>

##### For the 5.15–5.25 GHz bands:

For mobile and portable client devices in the 5.15–5.25 GHz band, the maximum power spectral density shall not exceed 11 dBm in any 1.0 MHz band. For an indoor access point operating in the band 5.15-5.25 GHz, the maximum power spectral density shall not exceed 17 dBm in any 1.0 MHz band.

##### For the 5.25–5.725 GHz bands:

The maximum power spectral density shall not exceed 11 dBm in any 1.0 MHz band.

If transmitting antennas of directional gain greater than 6 dBi are used, the peak output power shall be reduced by the amount in dB that the directional gain of the antenna exceeds 6 dBi.

#### 3.3.2 Measuring Instruments

Please refer to the measuring equipment list in this test report.

#### 3.3.3 Test Procedures

The testing follows FCC KDB 789033 D02 General UNII Test Procedures New Rules v02r01.

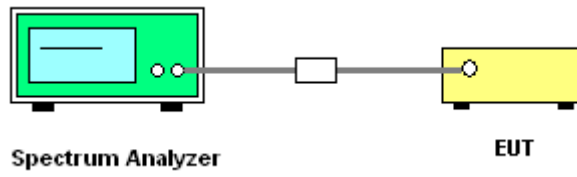
Section F) Maximum power spectral density.

##### # Method SA-2 #

(trace averaging across on and off times of the EUT transmissions, followed by duty cycle correction).

- Measure the duty cycle.
  - Set span to encompass the entire emission bandwidth (EBW) of the signal.
  - Set RBW = 1 MHz.
  - Set VBW  $\geq$  3 MHz.
  - Number of points in sweep  $\geq$  2 Span / RBW.
  - Sweep time = auto.
  - Detector = RMS
  - Trace average at least 100 traces in power averaging mode.
  - Add  $10 \log(1/x)$ , where  $x$  is the duty cycle, to the measured power in order to compute the average power during the actual transmission times. For example, add  $10 \log(1/0.25) = 6$  dB if the duty cycle is 25 percent.
1. The RF output of EUT is connected to the spectrum analyzer by a low loss cable.
  2. Each plot has already offset with cable loss, and attenuator loss. Measure the PPSD and record it.

### 3.3.4 Test Setup



### 3.3.5 Test Result of Power Spectral Density

Please refer to Appendix A.



### 3.4 Unwanted Emissions Measurement

This section is to measure unwanted emissions through radiated measurement for band edge spurious emissions and out of band emissions measurement.

#### 3.4.1 Limit of Unwanted Emissions

(1) For transmitters operating in the 5150-5250 MHz band: all emissions outside of the 5150-5350 MHz band shall not exceed an EIRP of -27dBm/MHz.

For transmitters operating in the 5250-5350 MHz band: all emissions outside of the 5150-5350 MHz band shall not exceed an EIRP of -27 dBm/MHz. Devices operating in the 5250-5350 MHz band that generate emissions in the 5150-5250 MHz band must meet all applicable technical requirements for operation in the 5150-5250 MHz band (including indoor use) or alternatively meet an out-of-band emission EIRP limit of -27 dBm/MHz in the 5150-5250 MHz band.

For transmitters operating in the 5470-5600 MHz and 5650-5725MHz band: all emissions outside of the 5470-5600 MHz and 5650-5725MHz band shall not exceed an EIRP of -27 dBm/MHz.

(2) Unwanted spurious emissions falls in restricted bands shall comply with the general field strength limits as below table:

Frequency (MHz)	Field Strength (microvolts/meter)	Measurement Distance (meters)
0.009 – 0.490	2400/F(kHz)	300
0.490 – 1.705	24000/F(kHz)	30
1.705 – 30.0	30	30
30 – 88	100	3
88 – 216	150	3
216 - 960	200	3
Above 960	500	3

**Note:** The following formula is used to convert the EIRP to field strength.

$$E = \frac{1000000\sqrt{30P}}{3} \mu\text{V/m, where P is the eirp (Watts)}$$





EIRP (dBm)	Field Strength at 3m (dBμV/m)
- 27	68.3

(3) KDB789033 D02 v02r01 G)2)c)

(i) Sections 15.407(b)(1-3) specifies the unwanted emissions limit for the U-NII-1 and U-NII-2 bands. As specified, emissions above 1000 MHz that are outside of the restricted bands are subject to a peak emission limit of -27 dBm/MHz.

(ii) Section 15.407(b)(4) specifies the unwanted emissions limit for the U-NII-3 band. A band emissions mask is specified in Section 15.407(b)(4)(i). The emission limits are based on the use of a peak detector.

### 3.4.2 Measuring Instruments

Please refer to the measuring equipment list in this test report.

### 3.4.3 Test Procedures

1. The testing follows FCC KDB 789033 D02 General UNII Test Procedures New Rules v02r01. Section G) Unwanted emissions measurement.

(1) Procedure for Unwanted Emissions Measurements Below 1000 MHz

- RBW = 120 kHz
- VBW = 300 kHz
- Detector = Peak
- Trace mode = max hold

(2) Procedure for Peak Unwanted Emissions Measurements Above 1000 MHz

- RBW = 1 MHz
- VBW ≥ 3 MHz
- Detector = Peak
- Sweep time = auto
- Trace mode = max hold

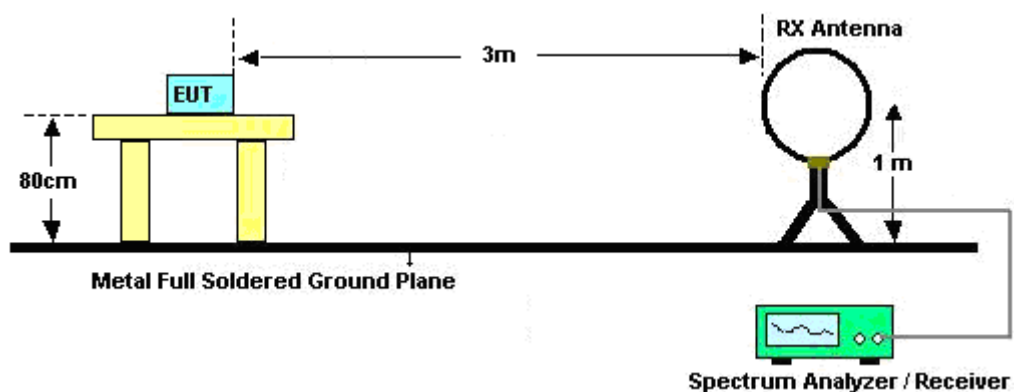
(3) Procedures for Average Unwanted Emissions Measurements Above 1000 MHz

- RBW = 1 MHz
- VBW = 10 Hz, when duty cycle is no less than 98 percent.
- $VBW \geq 1/T$ , when duty cycle is less than 98 percent where T is the minimum transmission duration over which the transmitter is on and is transmitting at its maximum power control level for the tested mode of operation.

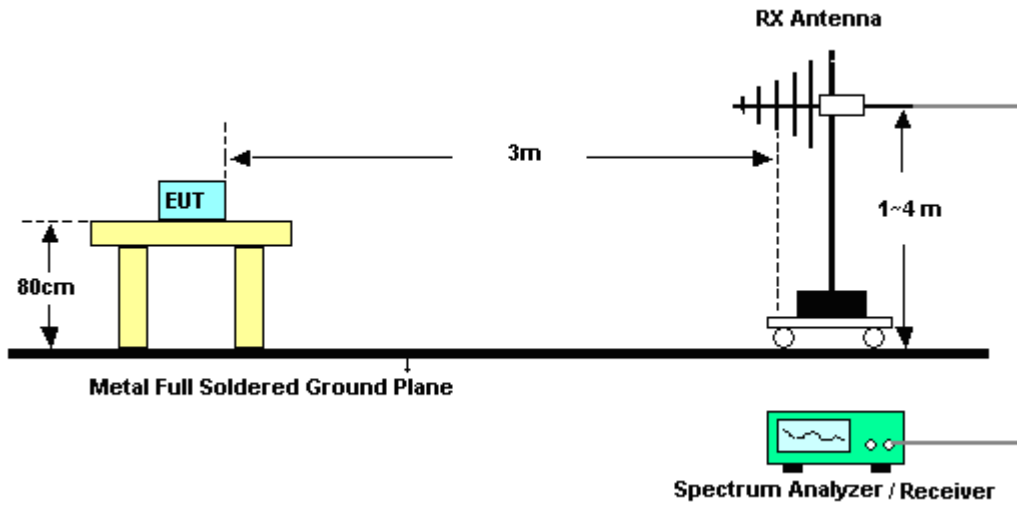
2. The EUT is placed on a turntable with 0.8 meter for frequency below 1 GHz and 1.5 meter for frequency above 1 GHz respectively above ground.
3. The EUT is set 3 meters away from the receiving antenna which is mounted on the top of a variable height antenna tower.
4. The antenna is a broadband antenna and its height is adjusted between one meter and four meters above ground to find the maximum value of the field strength for both horizontal polarization and vertical polarization of the antenna.
5. For each suspected emission, the EUT is arranged to its worst case and then adjust the antenna tower (from 1 m to 4 m) and turntable (from 0 degree to 360 degrees) to find the maximum reading.
6. Radiated testing below 1 GHz is performed by adjusting the antenna tower from 1 m to 4 m and by rotating the turn table from 0 degree to 360 degrees to find the peak maximum hold reading. When there is no suspected emission found and the emission level is with at least 6 dB margin against QP limit line, the position is marked as “-“.
7. Radiated testing above 1 GHz is performed by adjusting the antenna tower from 1 m to 4 m and by rotating the turn table from 0 degree to 360 degrees to find the peak maximum hold reading for scanning all frequencies. When there is no suspected emission found and the harmonic emission level is with at least 6 dB margin against average limit line, the position is marked as “-“.

### 3.4.4 Test Setup

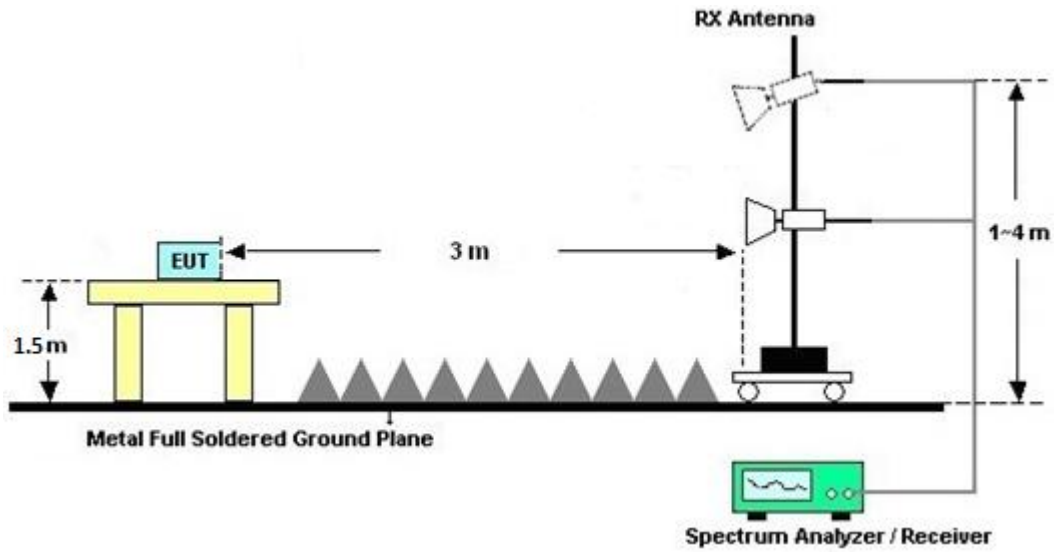
For radiated emissions below 30MHz



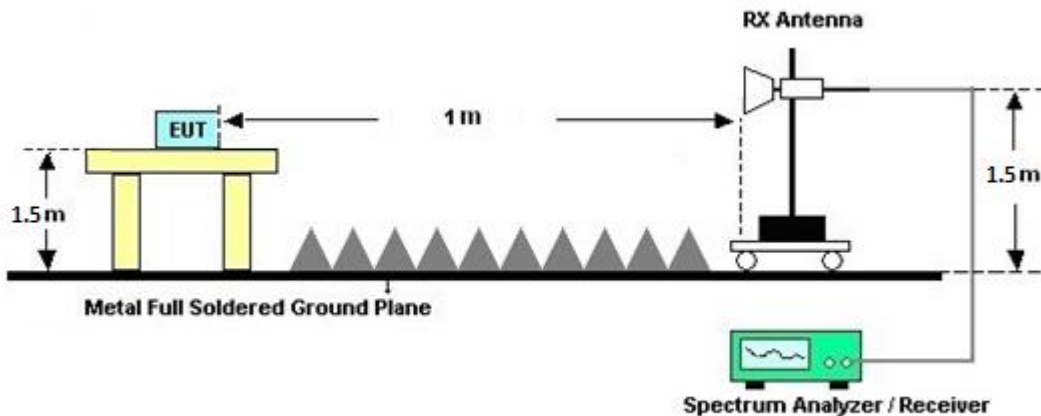
For radiated emissions from 30MHz to 1GHz



For radiated test from 1GHz to 18GHz



For radiated test above 18GHz



### 3.4.5 Test Results of Radiated Spurious Emissions (9 kHz ~ 30 MHz)

The low frequency, which starts from 9 kHz to 30 MHz, is pre-scanned and the result which is 20 dB lower than the limit line is not reported.

There is adequate comparison measurement of both open-field test site and alternative test site - semi-Anechoic chamber according to 414788 D01 Radiated Test Site v01r01, and the result came out very similar.

### 3.4.6 Test Result of Radiated Spurious at Band Edges

Please refer to Appendix C.

### 3.4.7 Duty Cycle

Please refer to Appendix D.

### 3.4.8 Test Result of Radiated Spurious Emissions (30MHz ~ 10th Harmonic)

Please refer to Appendix C.



### 3.5 AC Conducted Emission Measurement

#### 3.5.1 Limit of AC Conducted Emission

For equipment that is designed to be connected to the public utility (AC) power line, the radio frequency voltage that is conducted back onto the AC power line on any frequency or frequencies within the band 150 kHz to 30 MHz shall not exceed the limits in the following table.

Frequency of emission (MHz)	Conducted limit (dB $\mu$ V)	
	Quasi-peak	Average
0.15-0.5	66 to 56*	56 to 46*
0.5-5	56	46
5-30	60	50

\*Decreases with the logarithm of the frequency.

#### 3.5.2 Measuring Instruments

Please refer to the measuring equipment list in this test report.

#### 3.5.3 Test Procedures

1. The EUT is placed 0.4 meter away from the conducting wall of the shielding room, and is kept at least 80 centimeters from any other grounded conducting surface.
2. Connect EUT to the power mains through a line impedance stabilization network (LISN).
3. All the support units are connecting to the other LISN.
4. The LISN provides 50 ohm coupling impedance for the measuring instrument.
5. The FCC states that a 50 ohm, 50 microhenry LISN shall be used.
6. Both Line and Neutral shall be tested in order to find out the maximum conducted emission.
7. The frequency range from 150 kHz to 30 MHz is scanned.
8. Set the test-receiver system to Peak Detect Function and specified bandwidth with Maximum Hold Mode.

### 3.5.4 Test Setup



### 3.5.5 Test Result of AC Conducted Emission

Please refer to Appendix B.



## **3.6 Antenna Requirements**

### **3.6.1 Standard Applicable**

An intentional radiator shall be designed to ensure that no antenna other than that furnished by the responsible party shall be used with the device. The use of a permanently attached antenna or of an antenna that uses a unique coupling to the intentional radiator shall be considered sufficient to comply with the provisions of this section. The manufacturer may design the unit so that a broken antenna can be replaced by the user, but the use of a standard antenna jack or electrical connector is prohibited. This requirement does not apply to carrier current devices or to devices operated under the provisions of § 15.211, 15.213, 15.217, 15.219, 15.221, or § 15.236. Further, this requirement does not apply to intentional radiators that must be professionally installed, such as perimeter protection systems and some field disturbance sensors, or to other intentional radiators which, in accordance with § 15.31(d), must be measured at the installation site. However, the installer shall be responsible for ensuring that the proper antenna is employed so that the limits in this part are not exceeded.

### **3.6.2 Antenna Anti-Replacement Construction**

Antenna permanently attached.



## 4 List of Measuring Equipment

Instrument	Brand Name	Model No.	Serial No.	Characteristics	Calibration Date	Test Date	Due Date	Remark
EMI Test Receiver	Keysight	N9038A(MXE)	MY54130085	N/A	Oct. 06, 2023	Sep. 14, 2024~ Sep. 20, 2024	Oct. 05, 2024	Radiation (03CH20-HY)
Loop Antenna	Rohde & Schwarz	HFH2-Z2	100488	9 kHz~30 MHz	Aug. 29, 2024	Sep. 14, 2024~ Sep. 20, 2024	Aug. 28, 2025	Radiation (03CH20-HY)
Preamplifier	EMEC	EM18G40G	060801	18GHz~40GHz	May 27, 2024	Sep. 14, 2024~ Sep. 20, 2024	May 26, 2025	Radiation (03CH20-HY)
Controller	ChainTek	3000-1	N/A	Control Turn table & Ant Mast	N/A	Sep. 14, 2024~ Sep. 20, 2024	N/A	Radiation (03CH20-HY)
Antenna Mast	ChainTek	MBS-520-1	N/A	1m~4m	N/A	Sep. 14, 2024~ Sep. 20, 2024	N/A	Radiation (03CH20-HY)
Turn Table	ChainTek	T-200-S-1	N/A	0~360 Degree	N/A	Sep. 14, 2024~ Sep. 20, 2024	N/A	Radiation (03CH20-HY)
Signal Analyzer	Keysight	N9010B	MY60240520	N/A	Dec. 12, 2023	Sep. 14, 2024~ Sep. 20, 2024	Dec. 11, 2024	Radiation (03CH20-HY)
Bilog Antenna	TESEQ	CBL 6111D&00802 N1D01N-06	55606 & 08	30MHz~1GHz	Oct. 20, 2023	Sep. 14, 2024~ Sep. 20, 2024	Oct. 19, 2024	Radiation (03CH20-HY)
Horn Antenna	SCHWARZBECK	BBHA 9120 D	02360	1GHz-18GHz	Oct. 30, 2023	Sep. 14, 2024~ Sep. 20, 2024	Oct. 29, 2024	Radiation (03CH20-HY)
SHF-EHF Horn Antenna	SCHWARZBECK	BBHA 9170	1224	18GHz-40GHz	Jun. 24, 2024	Sep. 14, 2024~ Sep. 20, 2024	Jun. 23, 2025	Radiation (03CH20-HY)
Preamplifier	COM-POWER	PAM-103	18020201	1MHz-1000MHz	Jan. 01, 2024	Sep. 14, 2024~ Sep. 20, 2024	Dec. 31, 2024	Radiation (03CH20-HY)
Amplifier	EMCI	EMC118A45SE	980792	N/A	Nov. 13, 2023	Sep. 14, 2024~ Sep. 20, 2024	Nov. 12, 2024	Radiation (03CH20-HY)
RF Cable	HUBER + SUHNER	SUCOFLEX 102	519229/2,804 015/2,804027 /2	N/A	Jan. 17, 2024	Sep. 14, 2024~ Sep. 20, 2024	Jan. 16, 2025	Radiation (03CH20-HY)
Hygrometer	TECPEL	DTM-303A	TP211382	N/A	Mar. 27, 2024	Sep. 14, 2024~ Sep. 20, 2024	Mar. 26, 2025	Radiation (03CH20-HY)
Software	Audix	N/A	RK-002156	N/A	N/A	Sep. 14, 2024~ Sep. 20, 2024	N/A	Radiation (03CH20-HY)
Hygrometer	TECPEL	DTM-303A	TP201996	N/A	Nov. 07, 2023	Aug. 30, 2024~ Sep. 26, 2024	Nov. 06, 2024	Conducted (TH05-HY)
Power Sensor	DARE	RPR3006W	15I00041SNO 10 (NO:248)	10MHz~6GHz	Jan. 10, 2024	Aug. 30, 2024~ Sep. 26, 2024	Jan. 09, 2025	Conducted (TH05-HY)
Signal Analyzer	Rohde & Schwarz	FSV40	101566	10Hz~40GHz	Aug. 23, 2024	Aug. 30, 2024~ Sep. 26, 2024	Aug. 22, 2025	Conducted (TH05-HY)
Switch Control Mainframe	Burgeon	ETF-058	EC1300484 (BOX3)	N/A	May 20, 2024	Aug. 30, 2024~ Sep. 26, 2024	May 19, 2025	Conducted (TH05-HY)
Software	Sporton	BTWIFI_Final_version_240513	N/A	Conducted Other Test Item	N/A	Aug. 30, 2024~ Sep. 26, 2024	N/A	Conducted (TH05-HY)
AC Power Source	ACPOWER	AFC-11003G	F317040033	N/A	N/A	Sep. 06, 2024	N/A	Conduction (CO07-HY)
Software	Rohde & Schwarz	EMC32 V10.30	N/A	N/A	N/A	Sep. 06, 2024	N/A	Conduction (CO07-HY)
Pulse Limiter	SCHWARZBECK	VTSD 9561-F N	9561-F N00373	9kHz-200MHz	Oct. 20, 2023	Sep. 06, 2024	Oct. 19, 2024	Conduction (CO07-HY)
RF Cable	HUBER + SUHNER	RG 214/U	1358175	9kHz~30MHz	Mar. 14, 2024	Sep. 06, 2024	Mar. 13, 2025	Conduction (CO07-HY)
Two-Line V-Network	TESEQ	NNB 51	45051	N/A	Mar. 10, 2024	Sep. 06, 2024	Mar. 09, 2025	Conduction (CO07-HY)
Four-Line V-Network	TESEQ	NNB 52	36122	N/A	Mar. 07, 2024	Sep. 06, 2024	Mar. 06, 2025	Conduction (CO07-HY)
EMI Test Receiver	Rohde & Schwarz	ESR3	102317	9kHz~3.6GHz	Sep. 20, 2023	Sep. 06, 2024	Sep. 19, 2024	Conduction (CO07-HY)





## 5 Measurement Uncertainty

### Uncertainty of Conducted Emission Measurement (150kHz ~ 30MHz)

Measuring Uncertainty for a Level of Confidence of 95% ( $U = 2Uc(y)$ )	3.44 dB
---	---------

### Uncertainty of Radiated Emission Measurement (30 MHz ~ 1000 MHz)

Measuring Uncertainty for a Level of Confidence of 95% ( $U = 2Uc(y)$ )	6.40 dB
---	---------

### Uncertainty of Radiated Emission Measurement (1000 MHz ~ 6000 MHz)

Measuring Uncertainty for a Level of Confidence of 95% ( $U = 2Uc(y)$ )	4.50 dB
---	---------

### Uncertainty of Radiated Emission Measurement (6000 MHz ~ 18000 MHz)

Measuring Uncertainty for a Level of Confidence of 95% ( $U = 2Uc(y)$ )	4.60 dB
---	---------

### Uncertainty of Radiated Emission Measurement (18000 MHz ~ 40000 MHz)

Measuring Uncertainty for a Level of Confidence of 95% ( $U = 2Uc(y)$ )	5.40 dB
---	---------

**Appendix A. Test Result of Conducted Test Items**

Test Engineer:	Willy Chang	Temperature:	21~25	°C
Test Date:	2024/08/30 ~ 2024/09/26	Relative Humidity:	51~54	%

**TEST RESULTS DATA**  
**26dB and 99% OBW**

U-NII-1 single antenna										
Mod.	Data Rate	N <sub>TX</sub>	CH.	Freq. (MHz)	99% Bandwidth (MHz)	26 dB Bandwidth (MHz)	IC 99% Bandwidth Power Limit (dBm)	IC 99% Bandwidth EIRP Limit (dBm)		Note
					Ant 1	Ant 1	Ant 1	Ant 1		
11a	6Mbps	1	36	5180	16.73	20.30	-	22.24	-	
11a	6Mbps	1	44	5220	16.73	20.26	-	22.24		
11a	6Mbps	1	48	5240	16.73	20.18	-	22.24		
VHT20	MCS0	1	36	5180	17.73	20.50	-	22.49		
VHT20	MCS0	1	44	5220	17.78	20.40	-	22.50		
VHT20	MCS0	1	48	5240	17.78	20.61	-	22.50		
VHT40	MCS0	1	38	5190	36.56	41.62	-	23.01		
VHT40	MCS0	1	46	5230	36.66	41.81	-	23.01		
VHT80	MCS0	1	42	5210	75.28	81.28	-	23.01		

**TEST RESULTS DATA**  
**Average Power Table**

FCC U-NII-1 single antenna										
Mod.	Data Rate	N <sub>TX</sub>	CH.	Freq. (MHz)	Average Conducted Power (dBm)		FCC Conducted Power Limit (dBm)		DG (dBi)	Pass/Fail
					Ant 1	SUM	Ant 1	Ant 1		
11a	6Mbps	1	36	5180	8.00	-	24.00	1.78	-	Pass
11a	6Mbps	1	44	5220	8.10		24.00	1.78		Pass
11a	6Mbps	1	48	5240	8.00		24.00	1.78		Pass
HT20	MCS0	1	36	5180	8.20		24.00	1.78		Pass
HT20	MCS0	1	44	5220	8.00		24.00	1.78		Pass
HT20	MCS0	1	48	5240	8.10		24.00	1.78		Pass
HT40	MCS0	1	38	5190	8.30		24.00	1.78		Pass
HT40	MCS0	1	46	5230	8.00		24.00	1.78		Pass
VHT20	MCS0	1	36	5180	8.30		24.00	1.78		Pass
VHT20	MCS0	1	44	5220	8.10		24.00	1.78		Pass
VHT20	MCS0	1	48	5240	8.20		24.00	1.78		Pass
VHT40	MCS0	1	38	5190	8.40		24.00	1.78		Pass
VHT40	MCS0	1	46	5230	8.10		24.00	1.78		Pass
VHT80	MCS0	1	42	5210	8.10		24.00	1.78		Pass

**TEST RESULTS DATA**  
**Power Spectral Density**

FCC U-NII-1 single antenna												
Mod.	Data Rate	N <sub>TX</sub>	CH.	Freq. (MHz)	Duty Factor (dB)	Average Power Density with Duty Factor (dBm/MHz)			Average PSD Limit (dBm/MHz)		DG (dBi)	Pass /Fail
						Ant 1	Ant 1	SUM	Ant 1	Ant 1		
11a	6Mbps	1	36	5180	0.15	-2.37	-		11.00	1.78		Pass
11a	6Mbps	1	44	5220	0.15	-2.37			11.00	1.78		Pass
11a	6Mbps	1	48	5240	0.15	-2.13			11.00	1.78		Pass
VHT20	MCS0	1	36	5180	0.13	-2.62			11.00	1.78		Pass
VHT20	MCS0	1	44	5220	0.13	-2.67			11.00	1.78	-	Pass
VHT20	MCS0	1	48	5240	0.13	-2.47			11.00	1.78		Pass
VHT40	MCS0	1	38	5190	0.29	-5.00			11.00	1.78		Pass
VHT40	MCS0	1	46	5230	0.29	-5.34			11.00	1.78		Pass
VHT80	MCS0	1	42	5210	0.55	-8.53			11.00	1.78		Pass

**TEST RESULTS DATA**  
**26dB and 99% OBW**

U-NII-2A single antenna										
Mod.	Data Rate	N <sub>TX</sub>	CH.	Freq. (MHz)	99% Bandwidth (MHz)	26 dB Bandwidth (MHz)	IC 99% Bandwidth Power Limit (dBm)	IC 99% Bandwidth EIRP Limit (dBm)	FCC 26dB Bandwidth Power Limit (dBm)	Note
					Ant 1	Ant 1	Ant 1	Ant 1	Ant 1	
11a	6Mbps	1	52	5260	16.73	20.12	23.24	29.24	23.98	-
11a	6Mbps	1	60	5300	16.73	20.15	23.24	29.24	23.98	
11a	6Mbps	1	64	5320	16.73	20.24	23.24	29.24	23.98	
VHT20	MCS0	1	52	5260	17.78	20.48	23.50	29.50	23.98	
VHT20	MCS0	1	60	5300	17.73	20.38	23.49	29.49	23.98	
VHT20	MCS0	1	64	5320	17.73	20.58	23.49	29.49	23.98	
VHT40	MCS0	1	54	5270	36.56	41.63	23.98	30.00	23.98	
VHT40	MCS0	1	62	5310	36.56	41.82	23.98	30.00	23.98	
VHT80	MCS0	1	58	5290	75.28	81.54	23.98	30.00	23.98	

**TEST RESULTS DATA**  
**Average Power Table**

FCC U-NII-2A single antenna											
Mod.	Data Rate	N <sub>TX</sub>	CH.	Freq. (MHz)	Average Conducted Power (dBm)		FCC Conducted Power Limit (dBm)		DG (dBi)	EIRP Power Limit (dBm)	Pass/Fail
					Ant 1	SUM	Ant 1	Ant 1			
11a	6Mbps	1	52	5260	8.10	-	23.98	0.70	26.9897	Pass	
11a	6Mbps	1	60	5300	8.00		23.98	0.70	26.9897	Pass	
11a	6Mbps	1	64	5320	8.20		23.98	0.70	26.9897	Pass	
HT20	MCS0	1	52	5260	8.10		23.98	0.70	26.9897	Pass	
HT20	MCS0	1	60	5300	8.10		23.98	0.70	26.9897	Pass	
HT20	MCS0	1	64	5320	8.20		23.98	0.70	26.9897	Pass	
HT40	MCS0	1	54	5270	8.20		23.98	0.70	26.9897	Pass	
HT40	MCS0	1	62	5310	8.30		23.98	0.70	26.9897	Pass	
VHT20	MCS0	1	52	5260	8.20		23.98	0.70	26.9897	Pass	
VHT20	MCS0	1	60	5300	8.20		23.98	0.70	26.9897	Pass	
VHT20	MCS0	1	64	5320	8.30		23.98	0.70	26.9897	Pass	
VHT40	MCS0	1	54	5270	8.30		23.98	0.70	26.9897	Pass	
VHT40	MCS0	1	62	5310	8.40		23.98	0.70	26.9897	Pass	
VHT80	MCS0	1	58	5290	8.00		23.98	0.70	26.9897	Pass	

**TEST RESULTS DATA**  
**Power Spectral Density**

U-NII-2A single antenna											
Mod.	Data Rate	N <sub>TX</sub>	CH.	Freq. (MHz)	Duty Factor (dB)	Average Power Density with Duty Factor (dBm/MHz)		Average PSD Limit (dBm/MHz)		DG (dBi)	Pass /Fail
					Ant 1	Ant 1	SUM	Ant 1	Ant 1		
11a	6Mbps	1	52	5260	0.15	-2.18	-	11.00	0.70	-	Pass
11a	6Mbps	1	60	5300	0.15	-2.43		11.00	0.70		Pass
11a	6Mbps	1	64	5320	0.15	-2.18		11.00	0.70		Pass
VHT20	MCS0	1	52	5260	0.13	-2.53		11.00	0.70		Pass
VHT20	MCS0	1	60	5300	0.13	-2.73		11.00	0.70		Pass
VHT20	MCS0	1	64	5320	0.13	-2.37		11.00	0.70		Pass
VHT40	MCS0	1	54	5270	0.29	-5.14		11.00	0.70		Pass
VHT40	MCS0	1	62	5310	0.29	-5.22		11.00	0.70		Pass
VHT80	MCS0	1	58	5290	0.55	-8.85		11.00	0.70		Pass



**TEST RESULTS DATA**  
**26dB and 99% OBW**

U-NII-2C single antenna											
Mod.	Data Rate	N <sub>rx</sub>	CH.	Freq. (MHz)	99% Bandwidth In U-NII 2C (MHz)	26 dB Bandwidth In U-NII 2C (MHz)	IC 99% Bandwidth Power Limit (dBm)	IC 99% Bandwidth EIRP Limit (dBm)	FCC 26dB Bandwidth Power Limit (dBm)	6 dB Bandwidth for Straddle Channel (MHz)	
					Ant 1	Ant 1	Ant 1	Ant 1	Ant 1	Ant 1	Ant 2
11a	6Mbps	1	100	5500	16.78	20.22	23.25	29.25	23.98	----	----
11a	6Mbps	1	116	5580	16.73	20.26	23.24	29.24	23.98	----	----
11a	6Mbps	1	140	5700	16.73	20.34	23.24	29.24	23.98	----	----
VHT20	MCS0	1	100	5500	17.73	20.54	23.49	29.49	23.98	----	----
VHT20	MCS0	1	116	5580	17.73	20.38	23.49	29.49	23.98	----	----
VHT20	MCS0	1	140	5700	17.73	20.46	23.49	29.49	23.98	----	----
VHT40	MCS0	1	102	5510	36.46	41.76	23.98	30.00	23.98	----	----
VHT40	MCS0	1	110	5550	36.46	41.78	23.98	30.00	23.98	----	----
VHT40	MCS0	1	134	5670	36.56	41.63	23.98	30.00	23.98	----	----
VHT80	MCS0	1	106	5530	75.28	81.25	23.98	30.00	23.98	----	----

**TEST RESULTS DATA**  
**Average Power Table**

FCC U-NII-2C single antenna											
Mod.	Data Rate	N <sub>TX</sub>	CH.	Freq. (MHz)	Average Conducted Power (dBm)		FCC Conducted Power Limit (dBm)		DG (dBi)	EIRP Power Limit (dBm)	Pass/Fail
					Ant 1	SUM	Ant 1	Ant 1			
11a	6Mbps	1	100	5500	9.30	-	23.98	0.07	26.9897	Pass	
11a	6Mbps	1	116	5580	9.00		23.98	0.07	26.9897	Pass	
11a	6Mbps	1	140	5700	9.40		23.98	0.07	26.9897	Pass	
HT20	MCS0	1	100	5500	9.10		23.98	0.07	26.9897	Pass	
HT20	MCS0	1	116	5580	9.30		23.98	0.07	26.9897	Pass	
HT20	MCS0	1	140	5700	9.00		23.98	0.07	26.9897	Pass	
HT40	MCS0	1	102	5510	9.10		23.98	0.07	26.9897	Pass	
HT40	MCS0	1	110	5550	8.80		23.98	0.07	26.9897	Pass	
HT40	MCS0	1	134	5670	8.20		23.98	0.07	26.9897	Pass	
VHT20	MCS0	1	100	5500	9.20		23.98	0.07	26.9897	Pass	
VHT20	MCS0	1	116	5580	9.40		23.98	0.07	26.9897	Pass	
VHT20	MCS0	1	140	5700	9.10		23.98	0.07	26.9897	Pass	
VHT40	MCS0	1	102	5510	9.20		23.98	0.07	26.9897	Pass	
VHT40	MCS0	1	110	5550	8.90		23.98	0.07	26.9897	Pass	
VHT40	MCS0	1	134	5670	8.30		23.98	0.07	26.9897	Pass	
VHT80	MCS0	1	106	5530	9.00		23.98	0.07	26.9897	Pass	

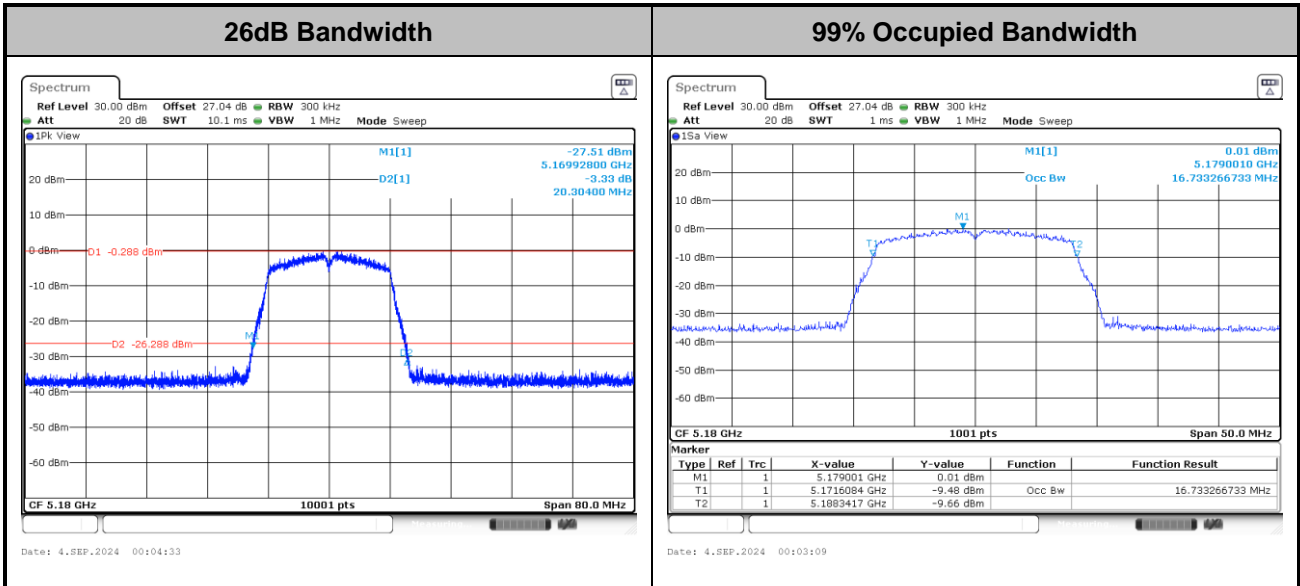
**TEST RESULTS DATA**  
**Power Spectral Density**

U-NII-2C single antenna											
Mod.	Data Rate	N <sub>TX</sub>	CH.	Freq. (MHz)	Duty Factor (dB)	Average Power Density with Duty Factor (dBm/MHz)		Average PSD Limit (dBm/MHz)		DG (dBi)	Pass /Fail
					Ant 1	Ant 1	SUM	Ant 1	Ant 1		
11a	6Mbps	1	100	5500	0.15	-1.20	-	11.00	0.07	-	Pass
11a	6Mbps	1	116	5580	0.15	-1.38		11.00	0.07		Pass
11a	6Mbps	1	140	5700	0.15	-0.97		11.00	0.07		Pass
VHT20	MCS0	1	100	5500	0.13	-1.32		11.00	0.07		Pass
VHT20	MCS0	1	116	5580	0.13	-1.14		11.00	0.07		Pass
VHT20	MCS0	1	140	5700	0.13	-1.11		11.00	0.07		Pass
VHT40	MCS0	1	102	5510	0.29	-4.63		11.00	0.07		Pass
VHT40	MCS0	1	110	5550	0.29	-4.50		11.00	0.07		Pass
VHT40	MCS0	1	134	5670	0.29	-5.38		11.00	0.07		Pass
VHT80	MCS0	1	106	5530	0.55	-7.30		11.00	0.07		Pass



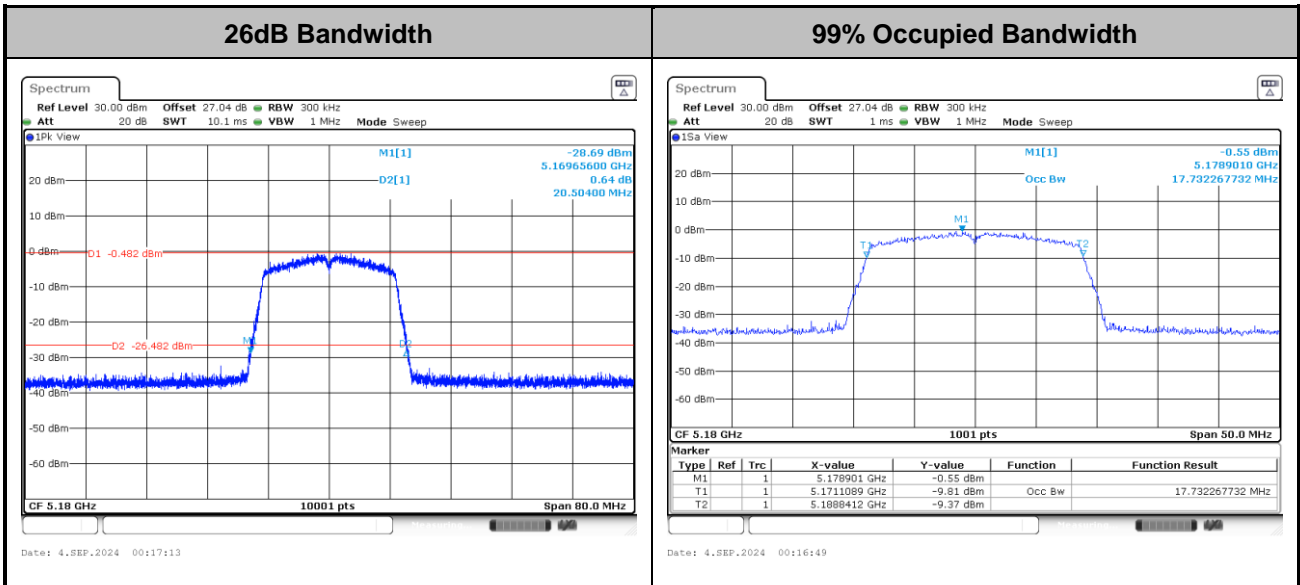
# Test Result of 26dB & 99% Occupied Bandwidth

<802.11a>



Note: The occupied channel bandwidth is maintained within the band of operation for all of the modulations.

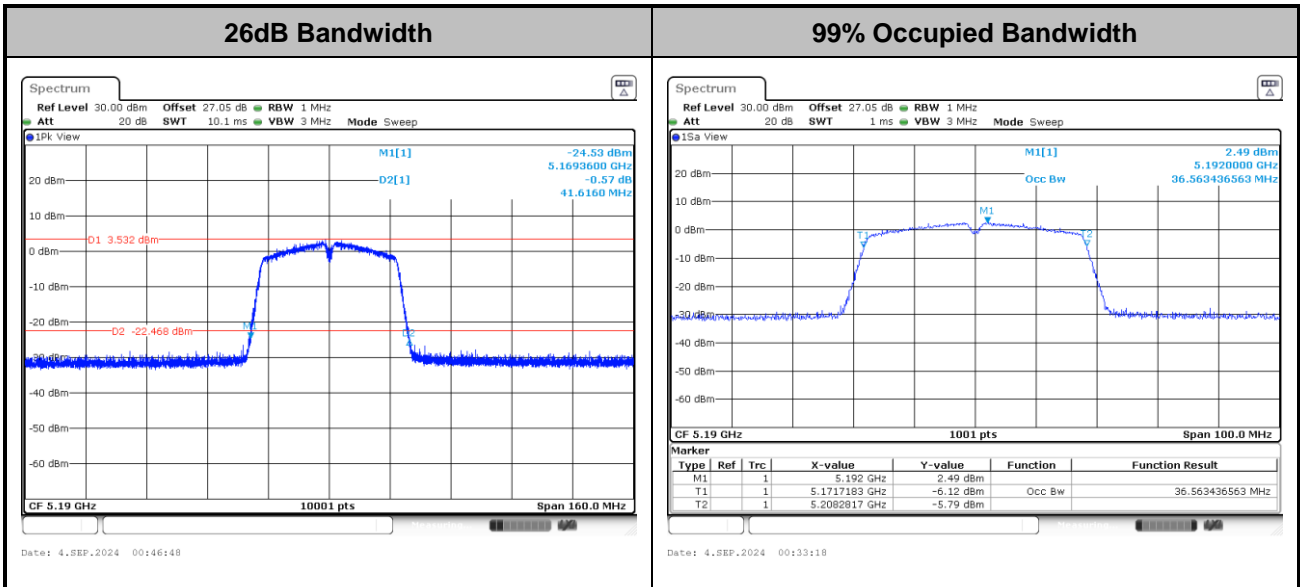
<802.11ac VHT20>



Note: The occupied channel bandwidth is maintained within the band of operation for all of the modulations.

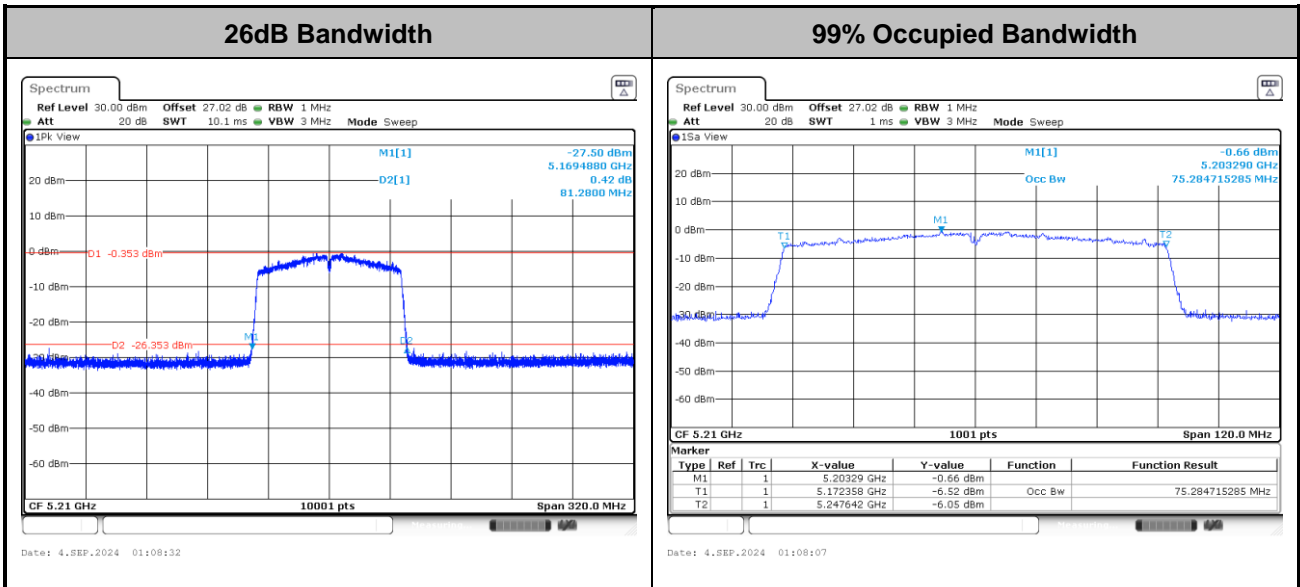


<802.11ac VHT40>



Note: The occupied channel bandwidth is maintained within the band of operation for all of the modulations.

<802.11ac VHT80>

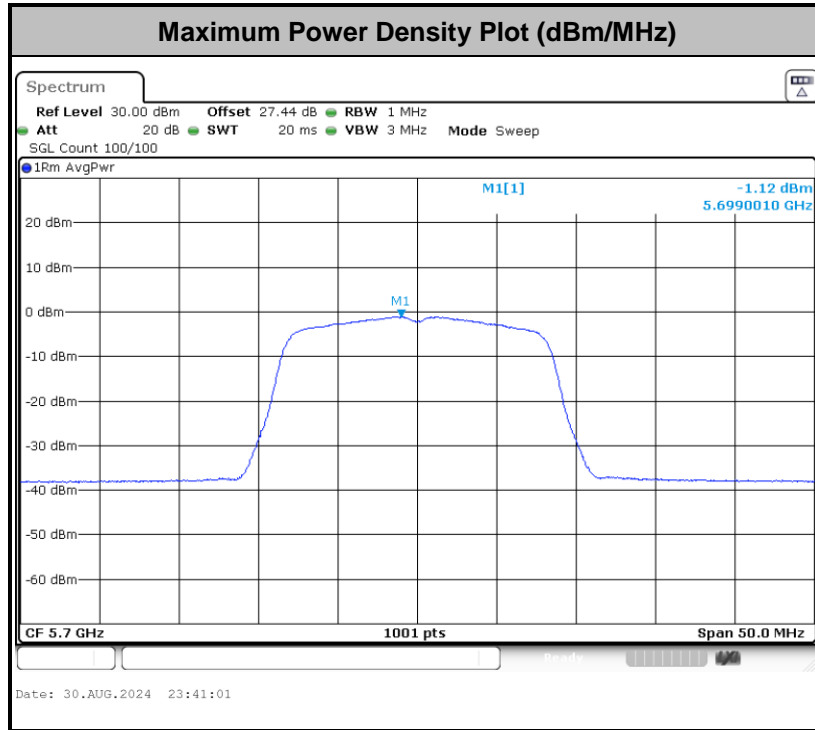


Note: The occupied channel bandwidth is maintained within the band of operation for all of the modulations.

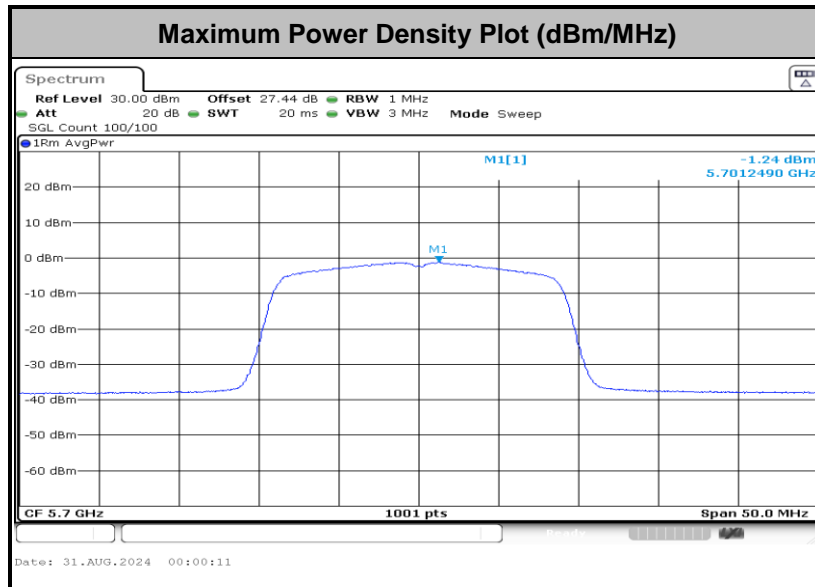


# Test Result of Power Spectral Density

<802.11a>

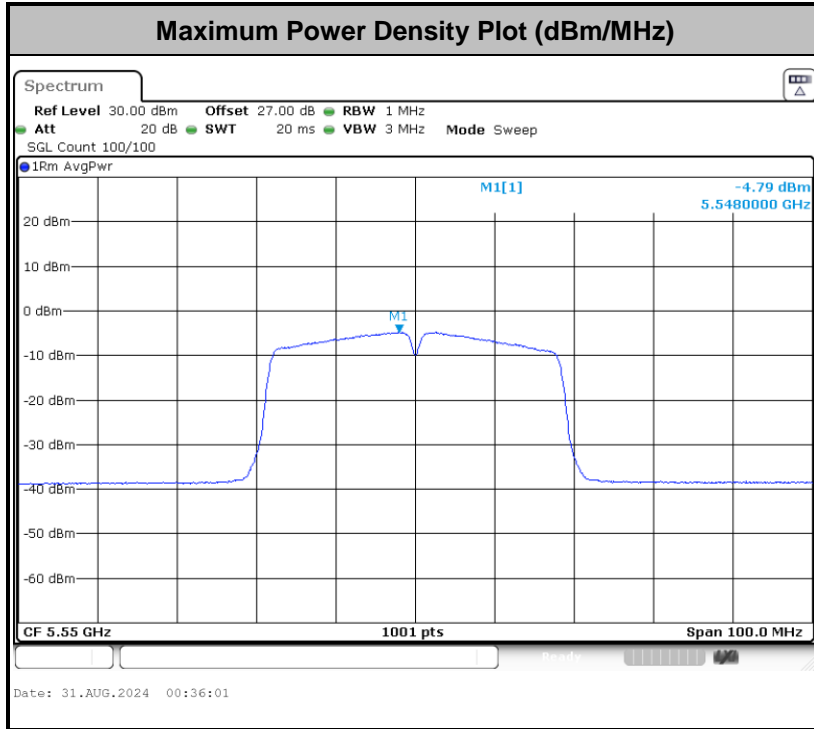


<802.11ac VHT20>

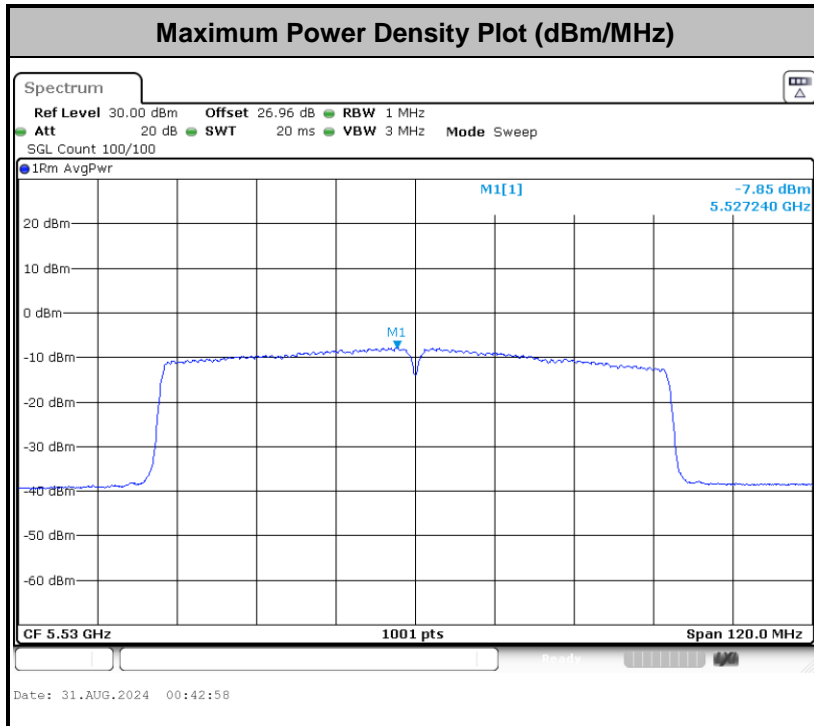




<802.11ac VHT40>



<802.11ac VHT80>





## Appendix B. AC Conducted Emission Test Results

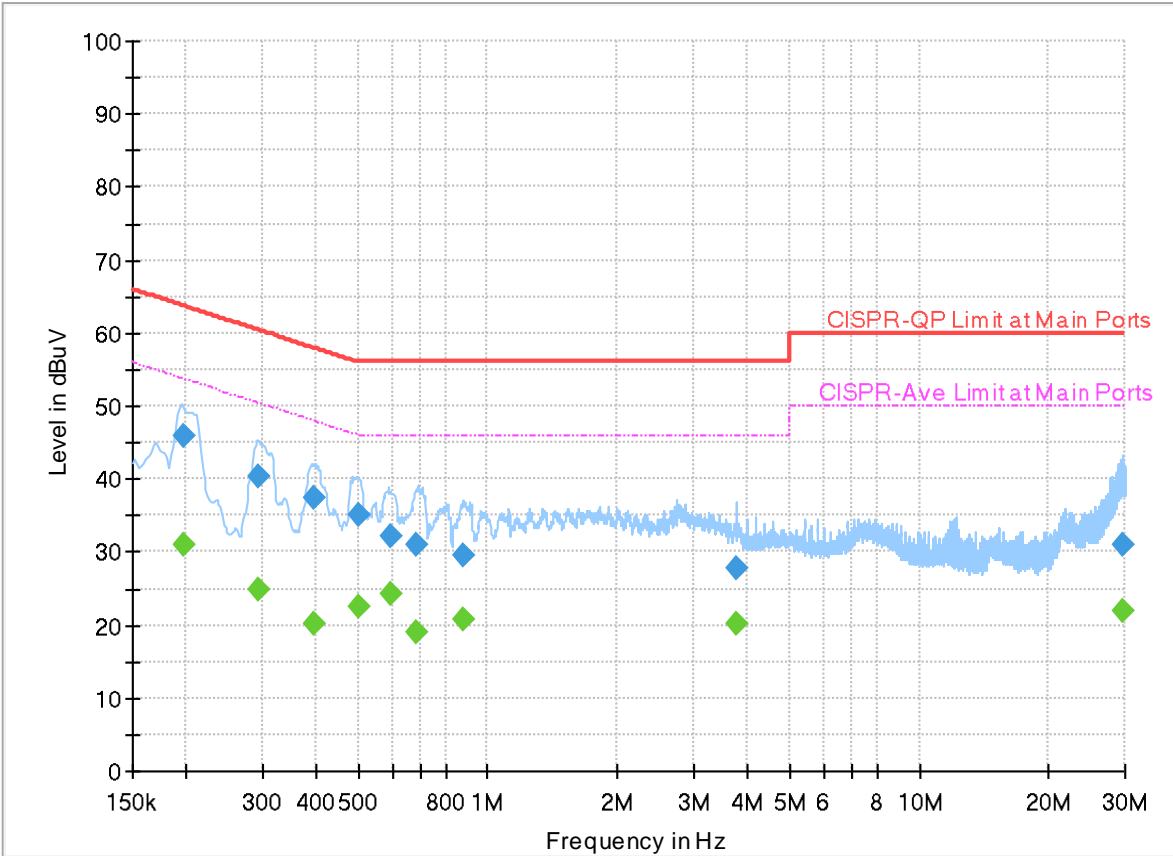
Test Engineer :	Louis Chung	Temperature :	23.5~25.5°C
		Relative Humidity :	58.3~58.9%



### EUT Information

Report NO : 482028  
 Test Mode : Mode 1  
 Test Voltage : 120Vac/60Hz  
 Phase : Line

Full Spectrum



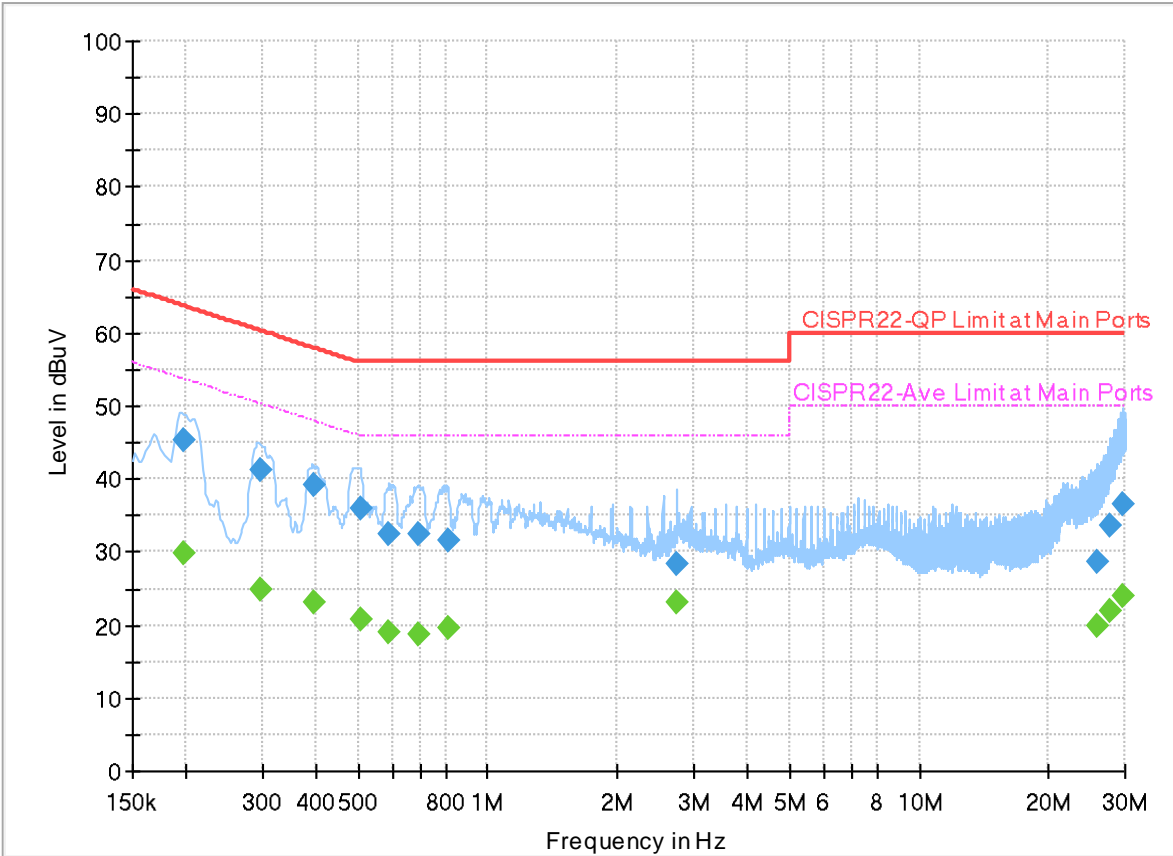
### Final\_Result

Frequency (MHz)	QuasiPeak (dBuV)	CAverage (dBuV)	Limit (dBuV)	Margin (dB)	Line	PE	Corr. (dB)
0.196170	---	31.05	53.77	22.72	L1	FLO	19.9
0.196170	45.91	---	63.77	17.86	L1	FLO	19.9
0.292650	---	24.99	50.45	25.46	L1	FLO	19.9
0.292650	40.31	---	60.45	20.14	L1	FLO	19.9
0.396870	---	20.29	47.92	27.63	L1	FLO	19.9
0.396870	37.44	---	57.92	20.48	L1	FLO	19.9
0.502800	---	22.37	46.00	23.63	L1	FLO	19.9
0.502800	35.18	---	56.00	20.82	L1	FLO	19.9
0.593970	---	24.34	46.00	21.66	L1	FLO	19.9
0.593970	32.11	---	56.00	23.89	L1	FLO	19.9
0.683250	---	18.92	46.00	27.08	L1	FLO	19.9
0.683250	30.99	---	56.00	25.01	L1	FLO	19.9
0.874500	---	20.62	46.00	25.38	L1	FLO	19.9
0.874500	29.58	---	56.00	26.42	L1	FLO	19.9
3.772500	---	20.09	46.00	25.91	L1	FLO	20.0
3.772500	27.76	---	56.00	28.24	L1	FLO	20.0
29.799330	---	21.96	50.00	28.04	L1	FLO	20.2
29.799330	30.97	---	60.00	29.03	L1	FLO	20.2

### EUT Information

Report NO : 482028  
 Test Mode : Mode 1  
 Test Voltage : 120Vac/60Hz  
 Phase : Neutral

Full Spectrum



### Final\_Result

Frequency (MHz)	QuasiPeak (dBuV)	CAverage (dBuV)	Limit (dBuV)	Margin (dB)	Line	PE	Corr. (dB)
0.197250	---	29.93	53.73	23.80	N	FLO	19.9
0.197250	45.38	---	63.73	18.35	N	FLO	19.9
0.298500	---	24.88	50.28	25.40	N	FLO	19.9
0.298500	41.19	---	60.28	19.09	N	FLO	19.9
0.393900	---	23.19	47.98	24.79	N	FLO	19.9
0.393900	39.20	---	57.98	18.78	N	FLO	19.9
0.506490	---	20.89	46.00	25.11	N	FLO	19.9
0.506490	36.05	---	56.00	19.95	N	FLO	19.9
0.588030	---	19.12	46.00	26.88	N	FLO	19.9
0.588030	32.42	---	56.00	23.58	N	FLO	19.9
0.691530	---	18.59	46.00	27.41	N	FLO	19.9
0.691530	32.59	---	56.00	23.41	N	FLO	19.9
0.808890	---	19.50	46.00	26.50	N	FLO	19.9
0.808890	31.49	---	56.00	24.51	N	FLO	19.9
2.748660	---	23.19	46.00	22.81	N	FLO	20.0
2.748660	28.47	---	56.00	27.53	N	FLO	20.0
25.888560	---	19.90	50.00	30.10	N	FLO	20.2
25.888560	28.59	---	60.00	31.41	N	FLO	20.2
27.733650	---	21.79	50.00	28.21	N	FLO	20.2

<b>27.733650</b>	<b>33.49</b>	<b>---</b>	<b>60.00</b>	<b>26.51</b>	<b>N</b>	<b>FLO</b>	<b>20.2</b>
<b>29.677830</b>	<b>---</b>	<b>23.97</b>	<b>50.00</b>	<b>26.03</b>	<b>N</b>	<b>FLO</b>	<b>20.2</b>
<b>29.677830</b>	<b>36.54</b>	<b>---</b>	<b>60.00</b>	<b>23.46</b>	<b>N</b>	<b>FLO</b>	<b>20.2</b>



### Appendix C. Radiated Spurious Emission Test Data

<b>Test Engineer :</b>	John Chuang, David Dai, and Sam Chou	<b>Temperature :</b>	19.6~23.4°C
		<b>Relative Humidity :</b>	65.0~70.3%

#### Note symbol

-L	Low channel location
-R	High channel location

**C1. Radiated Spurious Emission Test Modes**

Mode	Band	Band (GHz)	Antenna	Modulation	Channel	Frequency	Data Rate	RU	Remark
Mode 1	U-NII-1	5.15-5.25	1	802.11a	36	5180	6Mbps	-	-
Mode 2	U-NII-1	5.15-5.25	1	802.11a	44	5220	6Mbps	-	-
Mode 3	U-NII-1	5.15-5.25	1	802.11a	48	5240	6Mbps	-	-
Mode 4	U-NII-1	5.15-5.25	1	802.11ac VHT20	36	5180	MCS0	-	-
Mode 5	U-NII-1	5.15-5.25	1	802.11ac VHT20	44	5220	MCS0	-	-
Mode 6	U-NII-1	5.15-5.25	1	802.11ac VHT20	48	5240	MCS0	-	-
Mode 7	U-NII-1	5.15-5.25	1	802.11ac VHT40	38	5190	MCS0	-	-
Mode 8	U-NII-1	5.15-5.25	1	802.11ac VHT40	46	5230	MCS0	-	-
Mode 9	U-NII-1	5.15-5.25	1	802.11ac VHT80	42	5210	MCS0	-	-
Mode 10	U-NII-2A	5.25-5.35	1	802.11a	52	5260	6Mbps	-	-
Mode 11	U-NII-2A	5.25-5.35	1	802.11a	60	5300	6Mbps	-	-
Mode 12	U-NII-2A	5.25-5.35	1	802.11a	64	5320	6Mbps	-	-
Mode 13	U-NII-2A	5.25-5.35	1	802.11ac VHT20	52	5260	MCS0	-	-
Mode 14	U-NII-2A	5.25-5.35	1	802.11ac VHT20	60	5300	MCS0	-	-
Mode 15	U-NII-2A	5.25-5.35	1	802.11ac VHT20	64	5320	MCS0	-	-
Mode 16	U-NII-2A	5.25-5.35	1	802.11ac VHT40	54	5270	MCS0	-	-
Mode 17	U-NII-2A	5.25-5.35	1	802.11ac VHT40	62	5310	MCS0	-	-
Mode 18	U-NII-2A	5.25-5.35	1	802.11ac VHT80	58	5290	MCS0	-	-
Mode 19	U-NII-2C	5.47-5.725	1	802.11a	100	5500	6Mbps	-	-
Mode 20	U-NII-2C	5.47-5.725	1	802.11a	116	5580	6Mbps	-	-
Mode 21	U-NII-2C	5.47-5.725	1	802.11a	140	5700	6Mbps	-	-
Mode 22	U-NII-2C	5.47-5.725	1	802.11ac VHT20	100	5500	MCS0	-	-
Mode 23	U-NII-2C	5.47-5.725	1	802.11ac VHT20	116	5580	MCS0	-	-
Mode 24	U-NII-2C	5.47-5.725	1	802.11ac VHT20	140	5700	MCS0	-	-
Mode 25	U-NII-2C	5.47-5.725	1	802.11ac VHT40	102	5510	MCS0	-	-
Mode 26	U-NII-2C	5.47-5.725	1	802.11ac VHT40	110	5550	MCS0	-	-
Mode 27	U-NII-2C	5.47-5.725	1	802.11ac VHT40	134	5670	MCS0	-	-
Mode 28	U-NII-2C	5.47-5.725	1	802.11ac VHT80	106	5530	MCS0	-	-
Mode 29	U-NII-2A	5.25-5.35	1	802.11ac VHT80	58	5290	MCS0	-	LF
Mode 41	U-NII-2A	5.25-5.35	1	802.11ac VHT80	58	5290	MCS0	-	SHF



C2. Summary of each worse mode

Mode	Modulation	Ch.	Freq. (MHz)	Level (dBuV/m)	Limit (dBuV/m)	Margin (dB)	Pol.	Peak Avg.	Result	RU	Remark
1	802.11a	36	5149.94	40.67	54.00	-13.33	H	Avg.	Pass	-	Band Edge
	802.11a	36	15540.00	41.51	54.00	-12.49	H	Avg.	Pass	-	Harmonic
2	802.11a	44	5147.84	39.28	54.00	-14.72	H	Avg.	Pass	-	Band Edge
	802.11a	44	15660.00	41.85	54.00	-12.15	V	Avg.	Pass	-	Harmonic
3	802.11a	48	5134.16	39.04	54.00	-14.96	H	Avg.	Pass	-	Band Edge
	802.11a	48	15720.00	41.92	54.00	-12.08	V	Avg.	Pass	-	Harmonic
4	802.11ac VHT20	36	5149.94	40.99	54.00	-13.01	H	Avg.	Pass	-	Band Edge
	802.11ac VHT20	36	15540.00	41.99	54.00	-12.01	H	Avg.	Pass	-	Harmonic
5	802.11ac VHT20	44	5132.88	39.30	54.00	-14.70	H	Avg.	Pass	-	Band Edge
	802.11ac VHT20	44	15660.00	42.02	54.00	-11.98	H	Avg.	Pass	-	Harmonic
6	802.11ac VHT20	48	5146.88	39.24	54.00	-14.76	H	Avg.	Pass	-	Band Edge
	802.11ac VHT20	48	15720.00	42.04	54.00	-11.96	V	Avg.	Pass	-	Harmonic
7	802.11ac VHT40	38	5149.53	46.48	54.00	-7.52	H	Avg.	Pass	-	Band Edge
	802.11ac VHT40	38	15570.00	42.31	54.00	-11.69	V	Avg.	Pass	-	Harmonic
8	802.11ac VHT40	46	5147.20	39.74	54.00	-14.26	H	Avg.	Pass	-	Band Edge
	802.11ac VHT40	46	15690.00	42.33	54.00	-11.67	V	Avg.	Pass	-	Harmonic
9	802.11ac VHT80	42	5149.10	48.65	54.00	-5.35	H	Avg.	Pass	-	Band Edge
	802.11ac VHT80	42	15630.00	42.83	54.00	-11.17	V	Avg.	Pass	-	Harmonic
10	802.11a	52	5093.86	38.84	54.00	-15.16	H	Avg.	Pass	-	Band Edge
	802.11a	52	15780.00	41.93	54.00	-12.07	V	Avg.	Pass	-	Harmonic
11	802.11a	60	5350.88	38.92	54.00	-15.08	H	Avg.	Pass	-	Band Edge
	802.11a	60	15900.00	42.05	54.00	-11.95	V	Avg.	Pass	-	Harmonic
12	802.11a	64	5350.52	40.73	54.00	-13.27	H	Avg.	Pass	-	Band Edge
	802.11a	64	15960.00	42.13	54.00	-11.87	V	Avg.	Pass	-	Harmonic
13	802.11ac VHT20	52	5116.48	38.93	54.00	-15.07	H	Avg.	Pass	-	Band Edge
	802.11ac VHT20	52	15780.00	41.94	54.00	-12.06	V	Avg.	Pass	-	Harmonic
14	802.11ac VHT20	60	5134.70	39.06	54.00	-14.94	H	Avg.	Pass	-	Band Edge
	802.11ac VHT20	60	15900.00	42.12	54.00	-11.88	H	Avg.	Pass	-	Harmonic
15	802.11ac VHT20	64	5350.38	40.45	54.00	-13.55	H	Avg.	Pass	-	Band Edge
	802.11ac VHT20	64	15960.00	42.17	54.00	-11.83	V	Avg.	Pass	-	Harmonic
16	802.11ac VHT40	54	5103.41	39.42	54.00	-14.58	H	Avg.	Pass	-	Band Edge
	802.11ac VHT40	54	15810.00	41.97	54.00	-12.03	V	Avg.	Pass	-	Harmonic



Mode	Modulation	Ch.	Freq. (MHz)	Level (dBuV/m)	Limit (dBuV/m)	Margin (dB)	Pol.	Peak Avg.	Result	RU	Remark
17	802.11ac VHT40	62	5350.65	47.96	54.00	-6.04	H	Avg.	Pass	-	Band Edge
	802.11ac VHT40	62	15930.00	41.96	54.00	-12.04	H	Avg.	Pass	-	Harmonic
18	802.11ac VHT80	58	5351.03	50.58	54.00	-3.42	H	Avg.	Pass	-	Band Edge
	802.11ac VHT80	58	15870.00	43.02	54.00	-10.98	H	Avg.	Pass	-	Harmonic
19	802.11a	100	5459.65	41.15	54.00	-12.85	H	Avg.	Pass	-	Band Edge
	802.11a	100	11000.00	41.19	54.00	-12.81	H	Avg.	Pass	-	Harmonic
20	802.11a	116	5459.25	39.02	54.00	-14.98	H	Avg.	Pass	-	Band Edge
	802.11a	116	11160.00	41.17	54.00	-12.83	H	Avg.	Pass	-	Harmonic
21	802.11a	140	5725.22	56.64	68.20	-11.56	H	Peak	Pass	-	Band Edge
	802.11a	140	11400.00	41.63	54.00	-12.37	H	Avg.	Pass	-	Harmonic
22	802.11ac VHT20	100	5459.50	41.26	54.00	-12.74	H	Avg.	Pass	-	Band Edge
	802.11ac VHT20	100	11000.00	41.33	54.00	-12.67	V	Avg.	Pass	-	Harmonic
23	802.11ac VHT20	116	5453.27	38.88	54.00	-15.12	H	Avg.	Pass	-	Band Edge
	802.11ac VHT20	116	11160.00	41.39	54.00	-12.61	V	Avg.	Pass	-	Harmonic
24	802.11ac VHT20	140	5725.74	57.07	68.20	-11.13	H	Peak	Pass	-	Band Edge
	802.11ac VHT20	140	11400.00	41.81	54.00	-12.19	V	Avg.	Pass	-	Harmonic
25	802.11ac VHT40	102	5459.92	41.60	54.00	-12.40	H	Avg.	Pass	-	Band Edge
	802.11ac VHT40	102	11020.00	41.76	54.00	-12.24	H	Avg.	Pass	-	Harmonic
26	802.11ac VHT40	110	5449.80	41.42	54.00	-12.58	H	Avg.	Pass	-	Band Edge
	802.11ac VHT40	110	11100.00	42.36	54.00	-11.64	H	Avg.	Pass	-	Harmonic
27	802.11ac VHT40	134	5725.67	56.30	68.20	-11.90	H	Peak	Pass	-	Band Edge
	802.11ac VHT40	134	11340.00	42.13	54.00	-11.87	V	Avg.	Pass	-	Harmonic
28	802.11ac VHT80	106	5458.00	45.71	54.00	-8.29	H	Avg.	Pass	-	Band Edge
	802.11ac VHT80	106	11060.00	42.31	54.00	-11.69	H	Avg.	Pass	-	Harmonic
29	LF	58	77.53	30.33	40.00	-9.67	H	Peak	Pass	-	LF
41	SHF	58	39626.00	45.38	54.00	-8.62	V	Avg.	Pass	-	SHF



Mode	1																																																																																			
	Band Edge																																																																																			
	U-NII-1_5.15-5.25_802.11a_CH36_5180MHz																																																																																			
ANT	1																																																																																			
Pol.	Horizontal	Fundamental																																																																																		
Peak	<p>Site : 03CH20-HY Condition: PEAK_BE_74 3m HF_91200_02360_231030 HORIZONTAL : RBW:1000.000kHz VBW:3000.000kHz SWT:Auto</p> <table border="1"> <thead> <tr> <th>Limit</th> <th>Read</th> <th>Ant</th> <th>Cable</th> <th>Preamp</th> <th>Aux</th> <th>APos</th> <th>TPos</th> <th>Remark</th> </tr> <tr> <th>Freq</th> <th>Level</th> <th>Line Margin</th> <th>Level Factor</th> <th>Loss Factor</th> <th>Loss Factor</th> <th>Factor</th> <th>Factor</th> <th></th> </tr> <tr> <th>MHz</th> <th>dBuV/m</th> <th>dBuV/m</th> <th>dB</th> <th>dBuV</th> <th>dB/m</th> <th>dB</th> <th>dB</th> <th>cm</th> <th>deg</th> </tr> </thead> <tbody> <tr> <td>1</td> <td>5126.36</td> <td>50.11</td> <td>74.00</td> <td>-23.89</td> <td>41.99</td> <td>32.99</td> <td>12.89</td> <td>37.76</td> <td>0.00</td> <td>111</td> <td>8</td> <td>PEAK</td> </tr> </tbody> </table>	Limit	Read	Ant	Cable	Preamp	Aux	APos	TPos	Remark	Freq	Level	Line Margin	Level Factor	Loss Factor	Loss Factor	Factor	Factor		MHz	dBuV/m	dBuV/m	dB	dBuV	dB/m	dB	dB	cm	deg	1	5126.36	50.11	74.00	-23.89	41.99	32.99	12.89	37.76	0.00	111	8	PEAK	<p>Site : 03CH20-HY Condition: PEAK(UNII) 3m HF_91200_02360_231030 HORIZONTAL : RBW:1000.000kHz VBW:3000.000kHz SWT:Auto</p> <table border="1"> <thead> <tr> <th>Limit</th> <th>Read</th> <th>Ant</th> <th>Cable</th> <th>Preamp</th> <th>Aux</th> <th>APos</th> <th>TPos</th> <th>Remark</th> </tr> <tr> <th>Freq</th> <th>Level</th> <th>Line Margin</th> <th>Level Factor</th> <th>Loss Factor</th> <th>Loss Factor</th> <th>Factor</th> <th>Factor</th> <th></th> </tr> <tr> <th>MHz</th> <th>dBuV/m</th> <th>dBuV/m</th> <th>dB</th> <th>dBuV</th> <th>dB/m</th> <th>dB</th> <th>dB</th> <th>cm</th> <th>deg</th> </tr> </thead> <tbody> <tr> <td>1</td> <td>5180.00</td> <td>101.50</td> <td>-----</td> <td>-----</td> <td>93.46</td> <td>32.90</td> <td>12.94</td> <td>37.80</td> <td>0.00</td> <td>111</td> <td>8</td> <td>PEAK</td> </tr> </tbody> </table>	Limit	Read	Ant	Cable	Preamp	Aux	APos	TPos	Remark	Freq	Level	Line Margin	Level Factor	Loss Factor	Loss Factor	Factor	Factor		MHz	dBuV/m	dBuV/m	dB	dBuV	dB/m	dB	dB	cm	deg	1	5180.00	101.50	-----	-----	93.46	32.90	12.94	37.80	0.00	111	8	PEAK
	Limit	Read	Ant	Cable	Preamp	Aux	APos	TPos	Remark																																																																											
Freq	Level	Line Margin	Level Factor	Loss Factor	Loss Factor	Factor	Factor																																																																													
MHz	dBuV/m	dBuV/m	dB	dBuV	dB/m	dB	dB	cm	deg																																																																											
1	5126.36	50.11	74.00	-23.89	41.99	32.99	12.89	37.76	0.00	111	8	PEAK																																																																								
Limit	Read	Ant	Cable	Preamp	Aux	APos	TPos	Remark																																																																												
Freq	Level	Line Margin	Level Factor	Loss Factor	Loss Factor	Factor	Factor																																																																													
MHz	dBuV/m	dBuV/m	dB	dBuV	dB/m	dB	dB	cm	deg																																																																											
1	5180.00	101.50	-----	-----	93.46	32.90	12.94	37.80	0.00	111	8	PEAK																																																																								
Avg	<p>Site : 03CH20-HY Condition: AVG_BE_54 3m HF_91200_02360_231030 HORIZONTAL : RBW:1000.000kHz VBW:0.750kHz SWT:Auto</p> <table border="1"> <thead> <tr> <th>Limit</th> <th>Read</th> <th>Ant</th> <th>Cable</th> <th>Preamp</th> <th>Aux</th> <th>APos</th> <th>TPos</th> <th>Remark</th> </tr> <tr> <th>Freq</th> <th>Level</th> <th>Line Margin</th> <th>Level Factor</th> <th>Loss Factor</th> <th>Loss Factor</th> <th>Factor</th> <th>Factor</th> <th></th> </tr> <tr> <th>MHz</th> <th>dBuV/m</th> <th>dBuV/m</th> <th>dB</th> <th>dBuV</th> <th>dB/m</th> <th>dB</th> <th>dB</th> <th>cm</th> <th>deg</th> </tr> </thead> <tbody> <tr> <td>1</td> <td>5149.94</td> <td>40.67</td> <td>54.00</td> <td>-13.33</td> <td>32.64</td> <td>32.90</td> <td>12.91</td> <td>37.78</td> <td>0.00</td> <td>111</td> <td>8</td> <td>AVERAGE</td> </tr> </tbody> </table>	Limit	Read	Ant	Cable	Preamp	Aux	APos	TPos	Remark	Freq	Level	Line Margin	Level Factor	Loss Factor	Loss Factor	Factor	Factor		MHz	dBuV/m	dBuV/m	dB	dBuV	dB/m	dB	dB	cm	deg	1	5149.94	40.67	54.00	-13.33	32.64	32.90	12.91	37.78	0.00	111	8	AVERAGE	<p>Site : 03CH20-HY Condition: AVG_54 3m HF_91200_02360_231030 HORIZONTAL : RBW:1000.000kHz VBW:0.750kHz SWT:Auto</p> <table border="1"> <thead> <tr> <th>Limit</th> <th>Read</th> <th>Ant</th> <th>Cable</th> <th>Preamp</th> <th>Aux</th> <th>APos</th> <th>TPos</th> <th>Remark</th> </tr> <tr> <th>Freq</th> <th>Level</th> <th>Line Margin</th> <th>Level Factor</th> <th>Loss Factor</th> <th>Loss Factor</th> <th>Factor</th> <th>Factor</th> <th></th> </tr> <tr> <th>MHz</th> <th>dBuV/m</th> <th>dBuV/m</th> <th>dB</th> <th>dBuV</th> <th>dB/m</th> <th>dB</th> <th>dB</th> <th>cm</th> <th>deg</th> </tr> </thead> <tbody> <tr> <td>1</td> <td>5180.00</td> <td>94.78</td> <td>-----</td> <td>-----</td> <td>86.74</td> <td>32.90</td> <td>12.94</td> <td>37.80</td> <td>0.00</td> <td>111</td> <td>8</td> <td>AVERAGE</td> </tr> </tbody> </table>	Limit	Read	Ant	Cable	Preamp	Aux	APos	TPos	Remark	Freq	Level	Line Margin	Level Factor	Loss Factor	Loss Factor	Factor	Factor		MHz	dBuV/m	dBuV/m	dB	dBuV	dB/m	dB	dB	cm	deg	1	5180.00	94.78	-----	-----	86.74	32.90	12.94	37.80	0.00	111	8	AVERAGE
Limit	Read	Ant	Cable	Preamp	Aux	APos	TPos	Remark																																																																												
Freq	Level	Line Margin	Level Factor	Loss Factor	Loss Factor	Factor	Factor																																																																													
MHz	dBuV/m	dBuV/m	dB	dBuV	dB/m	dB	dB	cm	deg																																																																											
1	5149.94	40.67	54.00	-13.33	32.64	32.90	12.91	37.78	0.00	111	8	AVERAGE																																																																								
Limit	Read	Ant	Cable	Preamp	Aux	APos	TPos	Remark																																																																												
Freq	Level	Line Margin	Level Factor	Loss Factor	Loss Factor	Factor	Factor																																																																													
MHz	dBuV/m	dBuV/m	dB	dBuV	dB/m	dB	dB	cm	deg																																																																											
1	5180.00	94.78	-----	-----	86.74	32.90	12.94	37.80	0.00	111	8	AVERAGE																																																																								





Mode	1																																																																																			
	Band Edge																																																																																			
	U-NII-1_5.15-5.25_802.11a_CH36_5180MHz																																																																																			
ANT	1																																																																																			
Pol.	Vertical	Fundamental																																																																																		
Peak	<p>Site : 03CH20-HY Condition: PEAK_BE_74 3m HF_91200_02360_231030 VERTICAL : RBW:1000.000kHz VBW:3000.000kHz SWT:Auto</p> <table border="1"> <thead> <tr> <th>Limit</th> <th>Read</th> <th>Ant</th> <th>Cable</th> <th>Preamp</th> <th>Aux</th> <th>APos</th> <th>TPos</th> <th>Remark</th> </tr> <tr> <th>Freq</th> <th>Level</th> <th>Line Margin</th> <th>Level Factor</th> <th>Loss Factor</th> <th>Loss Factor</th> <th>Factor</th> <th>Factor</th> <th></th> </tr> <tr> <th>MHz</th> <th>dBuV/m</th> <th>dBuV/m</th> <th>dB</th> <th>dBuV</th> <th>dB/m</th> <th>dB</th> <th>dB</th> <th>cm</th> <th>deg</th> </tr> </thead> <tbody> <tr> <td>1</td> <td>5002.16</td> <td>48.26</td> <td>74.00</td> <td>-25.74</td> <td>40.06</td> <td>33.10</td> <td>12.77</td> <td>37.67</td> <td>0.00</td> <td>101</td> <td>343</td> <td>PEAK</td> </tr> </tbody> </table>	Limit	Read	Ant	Cable	Preamp	Aux	APos	TPos	Remark	Freq	Level	Line Margin	Level Factor	Loss Factor	Loss Factor	Factor	Factor		MHz	dBuV/m	dBuV/m	dB	dBuV	dB/m	dB	dB	cm	deg	1	5002.16	48.26	74.00	-25.74	40.06	33.10	12.77	37.67	0.00	101	343	PEAK	<p>Site : 03CH20-HY Condition: PEAK(UNII) 3m HF_91200_02360_231030 VERTICAL : RBW:1000.000kHz VBW:3000.000kHz SWT:Auto</p> <table border="1"> <thead> <tr> <th>Limit</th> <th>Read</th> <th>Ant</th> <th>Cable</th> <th>Preamp</th> <th>Aux</th> <th>APos</th> <th>TPos</th> <th>Remark</th> </tr> <tr> <th>Freq</th> <th>Level</th> <th>Line Margin</th> <th>Level Factor</th> <th>Loss Factor</th> <th>Loss Factor</th> <th>Factor</th> <th>Factor</th> <th></th> </tr> <tr> <th>MHz</th> <th>dBuV/m</th> <th>dBuV/m</th> <th>dB</th> <th>dBuV</th> <th>dB/m</th> <th>dB</th> <th>dB</th> <th>cm</th> <th>deg</th> </tr> </thead> <tbody> <tr> <td>1</td> <td>5180.00</td> <td>94.89</td> <td>-----</td> <td>-----</td> <td>86.85</td> <td>32.90</td> <td>12.94</td> <td>37.80</td> <td>0.00</td> <td>101</td> <td>343</td> <td>PEAK</td> </tr> </tbody> </table>	Limit	Read	Ant	Cable	Preamp	Aux	APos	TPos	Remark	Freq	Level	Line Margin	Level Factor	Loss Factor	Loss Factor	Factor	Factor		MHz	dBuV/m	dBuV/m	dB	dBuV	dB/m	dB	dB	cm	deg	1	5180.00	94.89	-----	-----	86.85	32.90	12.94	37.80	0.00	101	343	PEAK
	Limit	Read	Ant	Cable	Preamp	Aux	APos	TPos	Remark																																																																											
Freq	Level	Line Margin	Level Factor	Loss Factor	Loss Factor	Factor	Factor																																																																													
MHz	dBuV/m	dBuV/m	dB	dBuV	dB/m	dB	dB	cm	deg																																																																											
1	5002.16	48.26	74.00	-25.74	40.06	33.10	12.77	37.67	0.00	101	343	PEAK																																																																								
Limit	Read	Ant	Cable	Preamp	Aux	APos	TPos	Remark																																																																												
Freq	Level	Line Margin	Level Factor	Loss Factor	Loss Factor	Factor	Factor																																																																													
MHz	dBuV/m	dBuV/m	dB	dBuV	dB/m	dB	dB	cm	deg																																																																											
1	5180.00	94.89	-----	-----	86.85	32.90	12.94	37.80	0.00	101	343	PEAK																																																																								
Avg	<p>Site : 03CH20-HY Condition: AVG_BE_54 3m HF_91200_02360_231030 VERTICAL : RBW:1000.000kHz VBW:0.750kHz SWT:Auto</p> <table border="1"> <thead> <tr> <th>Limit</th> <th>Read</th> <th>Ant</th> <th>Cable</th> <th>Preamp</th> <th>Aux</th> <th>APos</th> <th>TPos</th> <th>Remark</th> </tr> <tr> <th>Freq</th> <th>Level</th> <th>Line Margin</th> <th>Level Factor</th> <th>Loss Factor</th> <th>Loss Factor</th> <th>Factor</th> <th>Factor</th> <th></th> </tr> <tr> <th>MHz</th> <th>dBuV/m</th> <th>dBuV/m</th> <th>dB</th> <th>dBuV</th> <th>dB/m</th> <th>dB</th> <th>dB</th> <th>cm</th> <th>deg</th> </tr> </thead> <tbody> <tr> <td>1</td> <td>5099.00</td> <td>38.95</td> <td>54.00</td> <td>-15.05</td> <td>30.73</td> <td>33.10</td> <td>12.86</td> <td>37.74</td> <td>0.00</td> <td>101</td> <td>343</td> <td>AVERAGE</td> </tr> </tbody> </table>	Limit	Read	Ant	Cable	Preamp	Aux	APos	TPos	Remark	Freq	Level	Line Margin	Level Factor	Loss Factor	Loss Factor	Factor	Factor		MHz	dBuV/m	dBuV/m	dB	dBuV	dB/m	dB	dB	cm	deg	1	5099.00	38.95	54.00	-15.05	30.73	33.10	12.86	37.74	0.00	101	343	AVERAGE	<p>Site : 03CH20-HY Condition: AVG_54 3m HF_91200_02360_231030 VERTICAL : RBW:1000.000kHz VBW:0.750kHz SWT:Auto</p> <table border="1"> <thead> <tr> <th>Limit</th> <th>Read</th> <th>Ant</th> <th>Cable</th> <th>Preamp</th> <th>Aux</th> <th>APos</th> <th>TPos</th> <th>Remark</th> </tr> <tr> <th>Freq</th> <th>Level</th> <th>Line Margin</th> <th>Level Factor</th> <th>Loss Factor</th> <th>Loss Factor</th> <th>Factor</th> <th>Factor</th> <th></th> </tr> <tr> <th>MHz</th> <th>dBuV/m</th> <th>dBuV/m</th> <th>dB</th> <th>dBuV</th> <th>dB/m</th> <th>dB</th> <th>dB</th> <th>cm</th> <th>deg</th> </tr> </thead> <tbody> <tr> <td>1</td> <td>5180.00</td> <td>87.83</td> <td>-----</td> <td>-----</td> <td>79.79</td> <td>32.90</td> <td>12.94</td> <td>37.80</td> <td>0.00</td> <td>101</td> <td>343</td> <td>AVERAGE</td> </tr> </tbody> </table>	Limit	Read	Ant	Cable	Preamp	Aux	APos	TPos	Remark	Freq	Level	Line Margin	Level Factor	Loss Factor	Loss Factor	Factor	Factor		MHz	dBuV/m	dBuV/m	dB	dBuV	dB/m	dB	dB	cm	deg	1	5180.00	87.83	-----	-----	79.79	32.90	12.94	37.80	0.00	101	343	AVERAGE
Limit	Read	Ant	Cable	Preamp	Aux	APos	TPos	Remark																																																																												
Freq	Level	Line Margin	Level Factor	Loss Factor	Loss Factor	Factor	Factor																																																																													
MHz	dBuV/m	dBuV/m	dB	dBuV	dB/m	dB	dB	cm	deg																																																																											
1	5099.00	38.95	54.00	-15.05	30.73	33.10	12.86	37.74	0.00	101	343	AVERAGE																																																																								
Limit	Read	Ant	Cable	Preamp	Aux	APos	TPos	Remark																																																																												
Freq	Level	Line Margin	Level Factor	Loss Factor	Loss Factor	Factor	Factor																																																																													
MHz	dBuV/m	dBuV/m	dB	dBuV	dB/m	dB	dB	cm	deg																																																																											
1	5180.00	87.83	-----	-----	79.79	32.90	12.94	37.80	0.00	101	343	AVERAGE																																																																								



Mode	1																																																																																																																																			
	Harmonic																																																																																																																																			
	U-NII-1_5.15-5.25_802.11a_CH36_5180MHz																																																																																																																																			
ANT	1																																																																																																																																			
Pol.	Horizontal	Vertical																																																																																																																																		
Peak Avg	<p>Site : 03CH20-HY Condition: PEAK(UNII) 3m HF_91200_02360_231030 HORIZONTAL</p> <table border="1"> <thead> <tr> <th>Peak</th> <th>Freq</th> <th>Level</th> <th>Limit</th> <th>Line Margin</th> <th>Read</th> <th>Ant</th> <th>Cable</th> <th>Preamp</th> <th>Aux</th> <th>APos</th> <th>TPos</th> <th>Remark</th> </tr> <tr> <th></th> <th>MHz</th> <th>dBuV/m</th> <th>dBuV/m</th> <th>dB</th> <th>dBuV</th> <th>dB/m</th> <th>dB</th> <th>dB</th> <th>dB</th> <th>cm</th> <th>deg</th> <th></th> </tr> </thead> <tbody> <tr> <td>1</td> <td>10360.00</td> <td>50.75</td> <td>68.20</td> <td>-17.45</td> <td>34.61</td> <td>38.60</td> <td>18.44</td> <td>41.42</td> <td>0.52</td> <td>--</td> <td>--</td> <td>PEAK</td> </tr> <tr> <td>2</td> <td>15540.00</td> <td>50.00</td> <td>74.00</td> <td>-23.20</td> <td>33.06</td> <td>38.40</td> <td>22.81</td> <td>44.74</td> <td>0.47</td> <td>100</td> <td>132</td> <td>PEAK</td> </tr> <tr> <td>3</td> <td>15540.00</td> <td>41.51</td> <td>54.00</td> <td>-12.49</td> <td>24.57</td> <td>38.40</td> <td>22.81</td> <td>44.74</td> <td>0.47</td> <td>100</td> <td>132</td> <td>Average</td> </tr> </tbody> </table>	Peak	Freq	Level	Limit	Line Margin	Read	Ant	Cable	Preamp	Aux	APos	TPos	Remark		MHz	dBuV/m	dBuV/m	dB	dBuV	dB/m	dB	dB	dB	cm	deg		1	10360.00	50.75	68.20	-17.45	34.61	38.60	18.44	41.42	0.52	--	--	PEAK	2	15540.00	50.00	74.00	-23.20	33.06	38.40	22.81	44.74	0.47	100	132	PEAK	3	15540.00	41.51	54.00	-12.49	24.57	38.40	22.81	44.74	0.47	100	132	Average	<p>Site : 03CH20-HY Condition: PEAK(UNII) 3m HF_91200_02360_231030 VERTICAL</p> <table border="1"> <thead> <tr> <th>Peak</th> <th>Freq</th> <th>Level</th> <th>Limit</th> <th>Line Margin</th> <th>Read</th> <th>Ant</th> <th>Cable</th> <th>Preamp</th> <th>Aux</th> <th>APos</th> <th>TPos</th> <th>Remark</th> </tr> <tr> <th></th> <th>MHz</th> <th>dBuV/m</th> <th>dBuV/m</th> <th>dB</th> <th>dBuV</th> <th>dB/m</th> <th>dB</th> <th>dB</th> <th>dB</th> <th>cm</th> <th>deg</th> <th></th> </tr> </thead> <tbody> <tr> <td>1</td> <td>10360.00</td> <td>50.00</td> <td>68.20</td> <td>-17.40</td> <td>34.66</td> <td>38.60</td> <td>18.44</td> <td>41.42</td> <td>0.52</td> <td>--</td> <td>--</td> <td>PEAK</td> </tr> <tr> <td>2</td> <td>15540.00</td> <td>51.25</td> <td>74.00</td> <td>-22.75</td> <td>34.31</td> <td>38.40</td> <td>22.81</td> <td>44.74</td> <td>0.47</td> <td>400</td> <td>63</td> <td>PEAK</td> </tr> <tr> <td>3</td> <td>15540.00</td> <td>41.41</td> <td>54.00</td> <td>-12.59</td> <td>24.47</td> <td>38.40</td> <td>22.81</td> <td>44.74</td> <td>0.47</td> <td>400</td> <td>63</td> <td>Average</td> </tr> </tbody> </table>	Peak	Freq	Level	Limit	Line Margin	Read	Ant	Cable	Preamp	Aux	APos	TPos	Remark		MHz	dBuV/m	dBuV/m	dB	dBuV	dB/m	dB	dB	dB	cm	deg		1	10360.00	50.00	68.20	-17.40	34.66	38.60	18.44	41.42	0.52	--	--	PEAK	2	15540.00	51.25	74.00	-22.75	34.31	38.40	22.81	44.74	0.47	400	63	PEAK	3	15540.00	41.41	54.00	-12.59	24.47	38.40	22.81	44.74	0.47	400	63	Average
	Peak	Freq	Level	Limit	Line Margin	Read	Ant	Cable	Preamp	Aux	APos	TPos	Remark																																																																																																																							
	MHz	dBuV/m	dBuV/m	dB	dBuV	dB/m	dB	dB	dB	cm	deg																																																																																																																									
1	10360.00	50.75	68.20	-17.45	34.61	38.60	18.44	41.42	0.52	--	--	PEAK																																																																																																																								
2	15540.00	50.00	74.00	-23.20	33.06	38.40	22.81	44.74	0.47	100	132	PEAK																																																																																																																								
3	15540.00	41.51	54.00	-12.49	24.57	38.40	22.81	44.74	0.47	100	132	Average																																																																																																																								
Peak	Freq	Level	Limit	Line Margin	Read	Ant	Cable	Preamp	Aux	APos	TPos	Remark																																																																																																																								
	MHz	dBuV/m	dBuV/m	dB	dBuV	dB/m	dB	dB	dB	cm	deg																																																																																																																									
1	10360.00	50.00	68.20	-17.40	34.66	38.60	18.44	41.42	0.52	--	--	PEAK																																																																																																																								
2	15540.00	51.25	74.00	-22.75	34.31	38.40	22.81	44.74	0.47	400	63	PEAK																																																																																																																								
3	15540.00	41.41	54.00	-12.59	24.47	38.40	22.81	44.74	0.47	400	63	Average																																																																																																																								



	1	
<b>Mode</b>	<b>Harmonic</b>	
	<b>U-NII-1_5.15-5.25_802.11a_CH36_5180MHz</b>	
<b>ANT</b>	1	
<b>Pol.</b>	<b>Horizontal</b>	<b>Vertical</b>
<b>14.47G ~14.5G Avg</b>	<p>Site : 03CH20-HY Condition: AVG_54 3m HF_91200_02360_231030 HORIZONTAL</p>	<p>Site : 03CH20-HY Condition: AVG_54 3m HF_91200_02360_231030 VERTICAL</p>
<b>17.7G ~18G Avg</b>	<p>Site : 03CH20-HY Condition: AVG_54 3m HF_91200_02360_231030 HORIZONTAL</p>	<p>Site : 03CH20-HY Condition: AVG_54 3m HF_91200_02360_231030 VERTICAL</p>

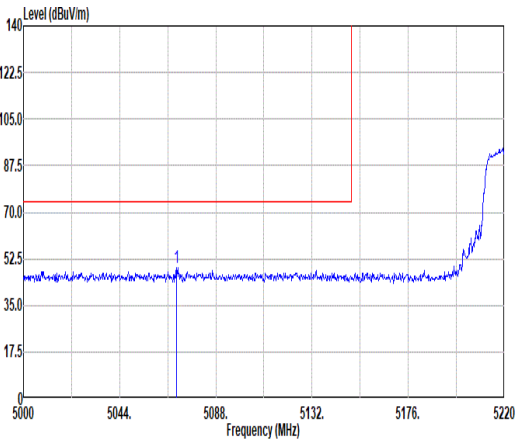
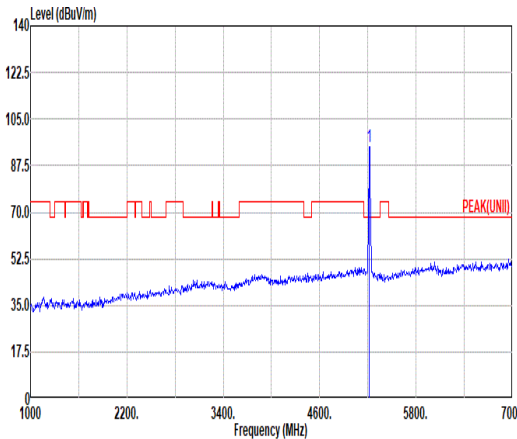
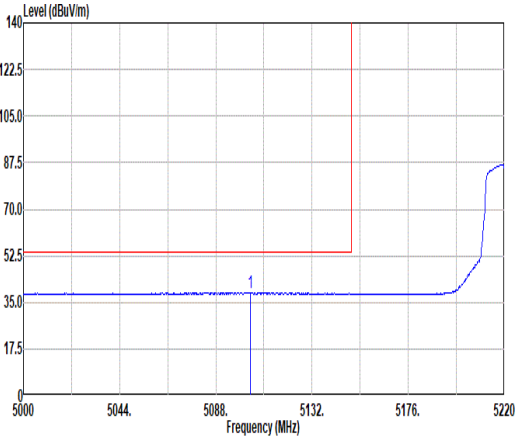
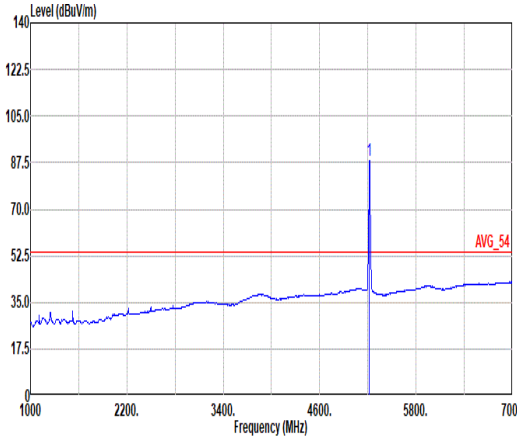


Mode	2																																																																																			
	Band Edge - L																																																																																			
	U-NII-1_5.15-5.25_802.11a_CH44_5220MHz																																																																																			
ANT	1																																																																																			
Pol.	Horizontal	Fundamental																																																																																		
Peak	<p>Site : 03CH20-HY Condition: PEAK_BE_74 3m HF_91200_02360_231030 HORIZONTAL : RBW:1000.000kHz VBW:3000.000kHz SWT:Auto</p> <table border="1"> <thead> <tr> <th>Limit</th> <th>Read</th> <th>Ant</th> <th>Cable</th> <th>Preamp</th> <th>Aux</th> <th>APos</th> <th>TPos</th> <th>Remark</th> </tr> <tr> <th>Freq</th> <th>Level</th> <th>Line</th> <th>Margin</th> <th>Level</th> <th>Factor</th> <th>Loss</th> <th>Factor</th> <th>Factor</th> </tr> <tr> <th>MHz</th> <th>dBuV/m</th> <th>dBuV/m</th> <th>dB</th> <th>dBuV</th> <th>dB/m</th> <th>dB</th> <th>dB</th> <th>cm</th> <th>deg</th> </tr> </thead> <tbody> <tr> <td>1</td> <td>5003.96</td> <td>49.00</td> <td>74.00</td> <td>-25.00</td> <td>40.00</td> <td>33.10</td> <td>12.77</td> <td>37.67</td> <td>0.00</td> <td>116</td> <td>5</td> <td>PEAK</td> </tr> </tbody> </table>	Limit	Read	Ant	Cable	Preamp	Aux	APos	TPos	Remark	Freq	Level	Line	Margin	Level	Factor	Loss	Factor	Factor	MHz	dBuV/m	dBuV/m	dB	dBuV	dB/m	dB	dB	cm	deg	1	5003.96	49.00	74.00	-25.00	40.00	33.10	12.77	37.67	0.00	116	5	PEAK	<p>Site : 03CH20-HY Condition: PEAK(UNII) 3m HF_91200_02360_231030 HORIZONTAL : RBW:1000.000kHz VBW:3000.000kHz SWT:Auto</p> <table border="1"> <thead> <tr> <th>Limit</th> <th>Read</th> <th>Ant</th> <th>Cable</th> <th>Preamp</th> <th>Aux</th> <th>APos</th> <th>TPos</th> <th>Remark</th> </tr> <tr> <th>Freq</th> <th>Level</th> <th>Line</th> <th>Margin</th> <th>Level</th> <th>Factor</th> <th>Loss</th> <th>Factor</th> <th>Factor</th> </tr> <tr> <th>MHz</th> <th>dBuV/m</th> <th>dBuV/m</th> <th>dB</th> <th>dBuV</th> <th>dB/m</th> <th>dB</th> <th>dB</th> <th>cm</th> <th>deg</th> </tr> </thead> <tbody> <tr> <td>1</td> <td>5220.00</td> <td>101.29</td> <td>-----</td> <td>-----</td> <td>93.17</td> <td>32.95</td> <td>13.00</td> <td>37.83</td> <td>0.00</td> <td>116</td> <td>5</td> <td>PEAK</td> </tr> </tbody> </table>	Limit	Read	Ant	Cable	Preamp	Aux	APos	TPos	Remark	Freq	Level	Line	Margin	Level	Factor	Loss	Factor	Factor	MHz	dBuV/m	dBuV/m	dB	dBuV	dB/m	dB	dB	cm	deg	1	5220.00	101.29	-----	-----	93.17	32.95	13.00	37.83	0.00	116	5	PEAK
	Limit	Read	Ant	Cable	Preamp	Aux	APos	TPos	Remark																																																																											
Freq	Level	Line	Margin	Level	Factor	Loss	Factor	Factor																																																																												
MHz	dBuV/m	dBuV/m	dB	dBuV	dB/m	dB	dB	cm	deg																																																																											
1	5003.96	49.00	74.00	-25.00	40.00	33.10	12.77	37.67	0.00	116	5	PEAK																																																																								
Limit	Read	Ant	Cable	Preamp	Aux	APos	TPos	Remark																																																																												
Freq	Level	Line	Margin	Level	Factor	Loss	Factor	Factor																																																																												
MHz	dBuV/m	dBuV/m	dB	dBuV	dB/m	dB	dB	cm	deg																																																																											
1	5220.00	101.29	-----	-----	93.17	32.95	13.00	37.83	0.00	116	5	PEAK																																																																								
Avg	<p>Site : 03CH20-HY Condition: AVG_BE_54 3m HF_91200_02360_231030 HORIZONTAL : RBW:1000.000kHz VBW:0.750kHz SWT:Auto</p> <table border="1"> <thead> <tr> <th>Limit</th> <th>Read</th> <th>Ant</th> <th>Cable</th> <th>Preamp</th> <th>Aux</th> <th>APos</th> <th>TPos</th> <th>Remark</th> </tr> <tr> <th>Freq</th> <th>Level</th> <th>Line</th> <th>Margin</th> <th>Level</th> <th>Factor</th> <th>Loss</th> <th>Factor</th> <th>Factor</th> </tr> <tr> <th>MHz</th> <th>dBuV/m</th> <th>dBuV/m</th> <th>dB</th> <th>dBuV</th> <th>dB/m</th> <th>dB</th> <th>dB</th> <th>cm</th> <th>deg</th> </tr> </thead> <tbody> <tr> <td>1</td> <td>5147.84</td> <td>39.28</td> <td>54.00</td> <td>-14.72</td> <td>31.24</td> <td>32.91</td> <td>12.91</td> <td>37.78</td> <td>0.00</td> <td>116</td> <td>5</td> <td>AVERAGE</td> </tr> </tbody> </table>	Limit	Read	Ant	Cable	Preamp	Aux	APos	TPos	Remark	Freq	Level	Line	Margin	Level	Factor	Loss	Factor	Factor	MHz	dBuV/m	dBuV/m	dB	dBuV	dB/m	dB	dB	cm	deg	1	5147.84	39.28	54.00	-14.72	31.24	32.91	12.91	37.78	0.00	116	5	AVERAGE	<p>Site : 03CH20-HY Condition: AVG_54 3m HF_91200_02360_231030 HORIZONTAL : RBW:1000.000kHz VBW:0.750kHz SWT:Auto</p> <table border="1"> <thead> <tr> <th>Limit</th> <th>Read</th> <th>Ant</th> <th>Cable</th> <th>Preamp</th> <th>Aux</th> <th>APos</th> <th>TPos</th> <th>Remark</th> </tr> <tr> <th>Freq</th> <th>Level</th> <th>Line</th> <th>Margin</th> <th>Level</th> <th>Factor</th> <th>Loss</th> <th>Factor</th> <th>Factor</th> </tr> <tr> <th>MHz</th> <th>dBuV/m</th> <th>dBuV/m</th> <th>dB</th> <th>dBuV</th> <th>dB/m</th> <th>dB</th> <th>dB</th> <th>cm</th> <th>deg</th> </tr> </thead> <tbody> <tr> <td>1</td> <td>5220.00</td> <td>94.99</td> <td>-----</td> <td>-----</td> <td>86.89</td> <td>32.94</td> <td>12.99</td> <td>37.83</td> <td>0.00</td> <td>116</td> <td>5</td> <td>AVERAGE</td> </tr> </tbody> </table>	Limit	Read	Ant	Cable	Preamp	Aux	APos	TPos	Remark	Freq	Level	Line	Margin	Level	Factor	Loss	Factor	Factor	MHz	dBuV/m	dBuV/m	dB	dBuV	dB/m	dB	dB	cm	deg	1	5220.00	94.99	-----	-----	86.89	32.94	12.99	37.83	0.00	116	5	AVERAGE
Limit	Read	Ant	Cable	Preamp	Aux	APos	TPos	Remark																																																																												
Freq	Level	Line	Margin	Level	Factor	Loss	Factor	Factor																																																																												
MHz	dBuV/m	dBuV/m	dB	dBuV	dB/m	dB	dB	cm	deg																																																																											
1	5147.84	39.28	54.00	-14.72	31.24	32.91	12.91	37.78	0.00	116	5	AVERAGE																																																																								
Limit	Read	Ant	Cable	Preamp	Aux	APos	TPos	Remark																																																																												
Freq	Level	Line	Margin	Level	Factor	Loss	Factor	Factor																																																																												
MHz	dBuV/m	dBuV/m	dB	dBuV	dB/m	dB	dB	cm	deg																																																																											
1	5220.00	94.99	-----	-----	86.89	32.94	12.99	37.83	0.00	116	5	AVERAGE																																																																								



Mode	2																																								
	Band Edge - R																																								
	U-NII-1_5.15-5.25_802.11a_CH44_5220MHz																																								
ANT	1																																								
Pol.	Horizontal	Fundamental																																							
Peak	<p>Site : 03CH20-HY Condition: PEAK_BE_74 3m HF_91200_02360_231030 HORIZONTAL : RBW:1000.000kHz VBW:3000.000kHz SMT:Auto</p> <table border="1"> <thead> <tr> <th>Limit</th> <th>Read</th> <th>Ant</th> <th>Cable</th> <th>Preamp</th> <th>Aux</th> <th>APos</th> <th>TPos</th> <th>Remark</th> </tr> <tr> <th>Freq</th> <th>Level</th> <th>Line</th> <th>Margin</th> <th>Level</th> <th>Factor</th> <th>Loss</th> <th>Factor</th> <th>Factor</th> </tr> <tr> <th>MHz</th> <th>dBuV/m</th> <th>dBuV/m</th> <th>dB</th> <th>dBuV</th> <th>dB/m</th> <th>dB</th> <th>dB</th> <th>cm</th> <th>deg</th> </tr> </thead> <tbody> <tr> <td>1 5369.04</td> <td>47.27</td> <td>74.00</td> <td>-26.73</td> <td>39.24</td> <td>32.76</td> <td>13.21</td> <td>37.94</td> <td>0.00</td> <td>116</td> <td>5 PEAK</td> </tr> </tbody> </table>	Limit	Read	Ant	Cable	Preamp	Aux	APos	TPos	Remark	Freq	Level	Line	Margin	Level	Factor	Loss	Factor	Factor	MHz	dBuV/m	dBuV/m	dB	dBuV	dB/m	dB	dB	cm	deg	1 5369.04	47.27	74.00	-26.73	39.24	32.76	13.21	37.94	0.00	116	5 PEAK	Blank
Limit	Read	Ant	Cable	Preamp	Aux	APos	TPos	Remark																																	
Freq	Level	Line	Margin	Level	Factor	Loss	Factor	Factor																																	
MHz	dBuV/m	dBuV/m	dB	dBuV	dB/m	dB	dB	cm	deg																																
1 5369.04	47.27	74.00	-26.73	39.24	32.76	13.21	37.94	0.00	116	5 PEAK																															
Avg	<p>Site : 03CH20-HY Condition: AVG_BE_54 3m HF_91200_02360_231030 HORIZONTAL : RBW:1000.000kHz VBW:0.750kHz SMT:Auto</p> <table border="1"> <thead> <tr> <th>Limit</th> <th>Read</th> <th>Ant</th> <th>Cable</th> <th>Preamp</th> <th>Aux</th> <th>APos</th> <th>TPos</th> <th>Remark</th> </tr> <tr> <th>Freq</th> <th>Level</th> <th>Line</th> <th>Margin</th> <th>Level</th> <th>Factor</th> <th>Loss</th> <th>Factor</th> <th>Factor</th> </tr> <tr> <th>MHz</th> <th>dBuV/m</th> <th>dBuV/m</th> <th>dB</th> <th>dBuV</th> <th>dB/m</th> <th>dB</th> <th>dB</th> <th>cm</th> <th>deg</th> </tr> </thead> <tbody> <tr> <td>1 5352.24</td> <td>37.71</td> <td>54.00</td> <td>-16.29</td> <td>29.64</td> <td>32.00</td> <td>13.19</td> <td>37.92</td> <td>0.00</td> <td>116</td> <td>5 AVERAGE</td> </tr> </tbody> </table>	Limit	Read	Ant	Cable	Preamp	Aux	APos	TPos	Remark	Freq	Level	Line	Margin	Level	Factor	Loss	Factor	Factor	MHz	dBuV/m	dBuV/m	dB	dBuV	dB/m	dB	dB	cm	deg	1 5352.24	37.71	54.00	-16.29	29.64	32.00	13.19	37.92	0.00	116	5 AVERAGE	Blank
Limit	Read	Ant	Cable	Preamp	Aux	APos	TPos	Remark																																	
Freq	Level	Line	Margin	Level	Factor	Loss	Factor	Factor																																	
MHz	dBuV/m	dBuV/m	dB	dBuV	dB/m	dB	dB	cm	deg																																
1 5352.24	37.71	54.00	-16.29	29.64	32.00	13.19	37.92	0.00	116	5 AVERAGE																															



Mode	2																																																																																			
	Band Edge - L																																																																																			
	U-NII-1_5.15-5.25_802.11a_CH44_5220MHz																																																																																			
ANT	1																																																																																			
Pol.	Vertical	Fundamental																																																																																		
Peak	 <p>Level (dBuV/m)</p> <p>Frequency (MHz)</p> <p>Site : 03CH20-HY Condition: PEAK_BE_74 3m HF_91200_02360_231030 VERTICAL : RBW:1000.000kHz VBW:3000.000kHz SWT:Auto</p> <table border="1"> <thead> <tr> <th>Limit</th> <th>Read</th> <th>Ant</th> <th>Cable</th> <th>Preamp</th> <th>Aux</th> <th>APos</th> <th>TPos</th> <th>Remark</th> </tr> <tr> <th>Freq</th> <th>Level</th> <th>Line Margin</th> <th>Level Factor</th> <th>Loss Factor</th> <th>Loss Factor</th> <th>Factor</th> <th>Factor</th> <th></th> </tr> <tr> <th>MHz</th> <th>dBuV/m</th> <th>dBuV/m</th> <th>dB</th> <th>dBuV</th> <th>dB/m</th> <th>dB</th> <th>dB</th> <th>cm</th> <th>deg</th> </tr> </thead> <tbody> <tr> <td>1</td> <td>5070.18</td> <td>49.31</td> <td>74.00</td> <td>-24.69</td> <td>41.09</td> <td>33.10</td> <td>12.84</td> <td>37.72</td> <td>0.00</td> <td>394</td> <td>64</td> <td>PEAK</td> </tr> </tbody> </table>	Limit	Read	Ant	Cable	Preamp	Aux	APos	TPos	Remark	Freq	Level	Line Margin	Level Factor	Loss Factor	Loss Factor	Factor	Factor		MHz	dBuV/m	dBuV/m	dB	dBuV	dB/m	dB	dB	cm	deg	1	5070.18	49.31	74.00	-24.69	41.09	33.10	12.84	37.72	0.00	394	64	PEAK	 <p>Level (dBuV/m)</p> <p>Frequency (MHz)</p> <p>Site : 03CH20-HY Condition: PEAK(UNII) 3m HF_91200_02360_231030 VERTICAL : RBW:1000.000kHz VBW:3000.000kHz SWT:Auto</p> <table border="1"> <thead> <tr> <th>Limit</th> <th>Read</th> <th>Ant</th> <th>Cable</th> <th>Preamp</th> <th>Aux</th> <th>APos</th> <th>TPos</th> <th>Remark</th> </tr> <tr> <th>Freq</th> <th>Level</th> <th>Line Margin</th> <th>Level Factor</th> <th>Loss Factor</th> <th>Loss Factor</th> <th>Factor</th> <th>Factor</th> <th></th> </tr> <tr> <th>MHz</th> <th>dBuV/m</th> <th>dBuV/m</th> <th>dB</th> <th>dBuV</th> <th>dB/m</th> <th>dB</th> <th>dB</th> <th>cm</th> <th>deg</th> </tr> </thead> <tbody> <tr> <td>1</td> <td>5220.00</td> <td>94.80</td> <td>-----</td> <td>-----</td> <td>86.68</td> <td>32.95</td> <td>13.00</td> <td>37.83</td> <td>0.00</td> <td>394</td> <td>64</td> <td>PEAK</td> </tr> </tbody> </table>	Limit	Read	Ant	Cable	Preamp	Aux	APos	TPos	Remark	Freq	Level	Line Margin	Level Factor	Loss Factor	Loss Factor	Factor	Factor		MHz	dBuV/m	dBuV/m	dB	dBuV	dB/m	dB	dB	cm	deg	1	5220.00	94.80	-----	-----	86.68	32.95	13.00	37.83	0.00	394	64	PEAK
	Limit	Read	Ant	Cable	Preamp	Aux	APos	TPos	Remark																																																																											
Freq	Level	Line Margin	Level Factor	Loss Factor	Loss Factor	Factor	Factor																																																																													
MHz	dBuV/m	dBuV/m	dB	dBuV	dB/m	dB	dB	cm	deg																																																																											
1	5070.18	49.31	74.00	-24.69	41.09	33.10	12.84	37.72	0.00	394	64	PEAK																																																																								
Limit	Read	Ant	Cable	Preamp	Aux	APos	TPos	Remark																																																																												
Freq	Level	Line Margin	Level Factor	Loss Factor	Loss Factor	Factor	Factor																																																																													
MHz	dBuV/m	dBuV/m	dB	dBuV	dB/m	dB	dB	cm	deg																																																																											
1	5220.00	94.80	-----	-----	86.68	32.95	13.00	37.83	0.00	394	64	PEAK																																																																								
Avg	 <p>Level (dBuV/m)</p> <p>Frequency (MHz)</p> <p>Site : 03CH20-HY Condition: AVG_BE_54 3m HF_91200_02360_231030 VERTICAL : RBW:1000.000kHz VBW:0.750kHz SWT:Auto</p> <table border="1"> <thead> <tr> <th>Limit</th> <th>Read</th> <th>Ant</th> <th>Cable</th> <th>Preamp</th> <th>Aux</th> <th>APos</th> <th>TPos</th> <th>Remark</th> </tr> <tr> <th>Freq</th> <th>Level</th> <th>Line Margin</th> <th>Level Factor</th> <th>Loss Factor</th> <th>Loss Factor</th> <th>Factor</th> <th>Factor</th> <th></th> </tr> <tr> <th>MHz</th> <th>dBuV/m</th> <th>dBuV/m</th> <th>dB</th> <th>dBuV</th> <th>dB/m</th> <th>dB</th> <th>dB</th> <th>cm</th> <th>deg</th> </tr> </thead> <tbody> <tr> <td>1</td> <td>5103.62</td> <td>38.65</td> <td>54.00</td> <td>-15.35</td> <td>30.43</td> <td>33.09</td> <td>12.87</td> <td>37.74</td> <td>0.00</td> <td>394</td> <td>64</td> <td>AVERAGE</td> </tr> </tbody> </table>	Limit	Read	Ant	Cable	Preamp	Aux	APos	TPos	Remark	Freq	Level	Line Margin	Level Factor	Loss Factor	Loss Factor	Factor	Factor		MHz	dBuV/m	dBuV/m	dB	dBuV	dB/m	dB	dB	cm	deg	1	5103.62	38.65	54.00	-15.35	30.43	33.09	12.87	37.74	0.00	394	64	AVERAGE	 <p>Level (dBuV/m)</p> <p>Frequency (MHz)</p> <p>Site : 03CH20-HY Condition: AVG_54 3m HF_91200_02360_231030 VERTICAL : RBW:1000.000kHz VBW:0.750kHz SWT:Auto</p> <table border="1"> <thead> <tr> <th>Limit</th> <th>Read</th> <th>Ant</th> <th>Cable</th> <th>Preamp</th> <th>Aux</th> <th>APos</th> <th>TPos</th> <th>Remark</th> </tr> <tr> <th>Freq</th> <th>Level</th> <th>Line Margin</th> <th>Level Factor</th> <th>Loss Factor</th> <th>Loss Factor</th> <th>Factor</th> <th>Factor</th> <th></th> </tr> <tr> <th>MHz</th> <th>dBuV/m</th> <th>dBuV/m</th> <th>dB</th> <th>dBuV</th> <th>dB/m</th> <th>dB</th> <th>dB</th> <th>cm</th> <th>deg</th> </tr> </thead> <tbody> <tr> <td>1</td> <td>5220.00</td> <td>88.35</td> <td>-----</td> <td>-----</td> <td>80.25</td> <td>32.94</td> <td>12.99</td> <td>37.83</td> <td>0.00</td> <td>394</td> <td>64</td> <td>AVERAGE</td> </tr> </tbody> </table>	Limit	Read	Ant	Cable	Preamp	Aux	APos	TPos	Remark	Freq	Level	Line Margin	Level Factor	Loss Factor	Loss Factor	Factor	Factor		MHz	dBuV/m	dBuV/m	dB	dBuV	dB/m	dB	dB	cm	deg	1	5220.00	88.35	-----	-----	80.25	32.94	12.99	37.83	0.00	394	64	AVERAGE
Limit	Read	Ant	Cable	Preamp	Aux	APos	TPos	Remark																																																																												
Freq	Level	Line Margin	Level Factor	Loss Factor	Loss Factor	Factor	Factor																																																																													
MHz	dBuV/m	dBuV/m	dB	dBuV	dB/m	dB	dB	cm	deg																																																																											
1	5103.62	38.65	54.00	-15.35	30.43	33.09	12.87	37.74	0.00	394	64	AVERAGE																																																																								
Limit	Read	Ant	Cable	Preamp	Aux	APos	TPos	Remark																																																																												
Freq	Level	Line Margin	Level Factor	Loss Factor	Loss Factor	Factor	Factor																																																																													
MHz	dBuV/m	dBuV/m	dB	dBuV	dB/m	dB	dB	cm	deg																																																																											
1	5220.00	88.35	-----	-----	80.25	32.94	12.99	37.83	0.00	394	64	AVERAGE																																																																								



Mode	2																																																							
	Band Edge - R																																																							
	U-NII-1_5.15-5.25_802.11a_CH44_5220MHz																																																							
ANT	1																																																							
Pol.	Vertical	Fundamental																																																						
Peak	<p>Site : 03CH20-HY Condition: PEAK_BE_74 3m HF_91200_02360_231030 VERTICAL : RBW:1000.000kHz VBW:3000.000kHz SMT:Auto</p> <table border="1"> <thead> <tr> <th>Limit</th> <th>Read</th> <th>Ant</th> <th>Cable</th> <th>Preamp</th> <th>Aux</th> <th>APos</th> <th>TPos</th> <th>Remark</th> </tr> <tr> <th>Freq</th> <th>Level</th> <th>Line</th> <th>Margin</th> <th>Level</th> <th>Factor</th> <th>Loss</th> <th>Factor</th> <th>Factor</th> </tr> <tr> <th>MHz</th> <th>dBuV/m</th> <th>dBuV/m</th> <th>dB</th> <th>dBuV</th> <th>dB/m</th> <th>dB</th> <th>dB</th> <th>dB</th> </tr> </thead> <tbody> <tr> <td>1 5380.56</td> <td>47.15</td> <td>74.00</td> <td>-26.85</td> <td>39.12</td> <td>32.74</td> <td>13.23</td> <td>37.94</td> <td>0.00</td> </tr> <tr> <td></td> <td></td> <td></td> <td></td> <td></td> <td></td> <td></td> <td></td> <td>394 64 PEAK</td> </tr> </tbody> </table>	Limit	Read	Ant	Cable	Preamp	Aux	APos	TPos	Remark	Freq	Level	Line	Margin	Level	Factor	Loss	Factor	Factor	MHz	dBuV/m	dBuV/m	dB	dBuV	dB/m	dB	dB	dB	1 5380.56	47.15	74.00	-26.85	39.12	32.74	13.23	37.94	0.00									394 64 PEAK	Blank									
Limit	Read	Ant	Cable	Preamp	Aux	APos	TPos	Remark																																																
Freq	Level	Line	Margin	Level	Factor	Loss	Factor	Factor																																																
MHz	dBuV/m	dBuV/m	dB	dBuV	dB/m	dB	dB	dB																																																
1 5380.56	47.15	74.00	-26.85	39.12	32.74	13.23	37.94	0.00																																																
								394 64 PEAK																																																
Avg	<p>Site : 03CH20-HY Condition: AVG_BE_54 3m HF_91200_02360_231030 VERTICAL : RBW:1000.000kHz VBW:0.750kHz SMT:Auto</p> <table border="1"> <thead> <tr> <th>Limit</th> <th>Read</th> <th>Ant</th> <th>Cable</th> <th>Preamp</th> <th>Aux</th> <th>APos</th> <th>TPos</th> <th>Remark</th> </tr> <tr> <th>Freq</th> <th>Level</th> <th>Line</th> <th>Margin</th> <th>Level</th> <th>Factor</th> <th>Loss</th> <th>Factor</th> <th>Factor</th> </tr> <tr> <th>MHz</th> <th>dBuV/m</th> <th>dBuV/m</th> <th>dB</th> <th>dBuV</th> <th>dB/m</th> <th>dB</th> <th>dB</th> <th>dB</th> </tr> </thead> <tbody> <tr> <td>1 5459.52</td> <td>36.76</td> <td>54.00</td> <td>-17.24</td> <td>28.63</td> <td>32.00</td> <td>13.33</td> <td>38.00</td> <td>0.00</td> </tr> <tr> <td></td> <td></td> <td></td> <td></td> <td></td> <td></td> <td></td> <td></td> <td></td> </tr> <tr> <td></td> <td></td> <td></td> <td></td> <td></td> <td></td> <td></td> <td></td> <td>394 64 AVERAGE</td> </tr> </tbody> </table>	Limit	Read	Ant	Cable	Preamp	Aux	APos	TPos	Remark	Freq	Level	Line	Margin	Level	Factor	Loss	Factor	Factor	MHz	dBuV/m	dBuV/m	dB	dBuV	dB/m	dB	dB	dB	1 5459.52	36.76	54.00	-17.24	28.63	32.00	13.33	38.00	0.00																		394 64 AVERAGE	Blank
Limit	Read	Ant	Cable	Preamp	Aux	APos	TPos	Remark																																																
Freq	Level	Line	Margin	Level	Factor	Loss	Factor	Factor																																																
MHz	dBuV/m	dBuV/m	dB	dBuV	dB/m	dB	dB	dB																																																
1 5459.52	36.76	54.00	-17.24	28.63	32.00	13.33	38.00	0.00																																																
								394 64 AVERAGE																																																



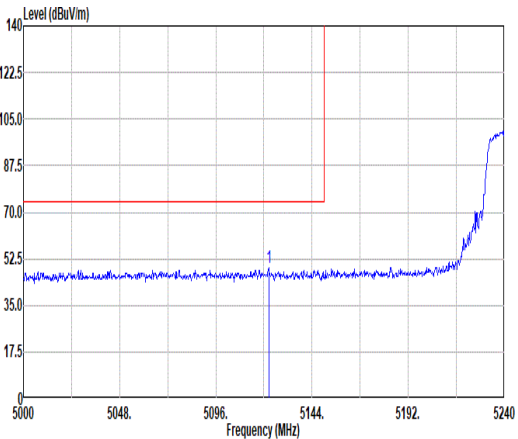
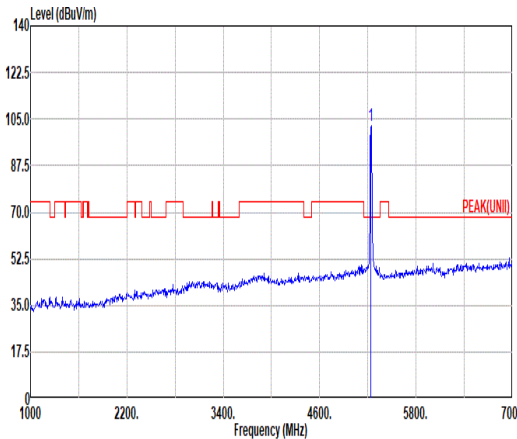
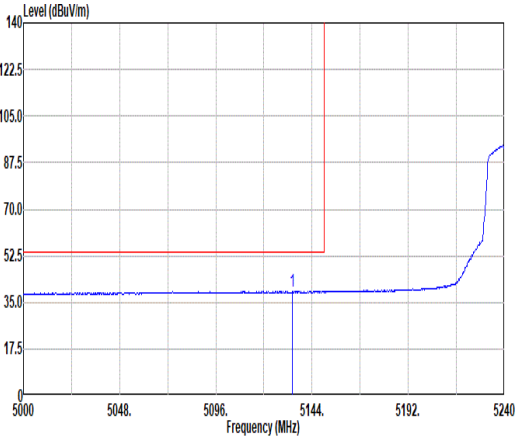
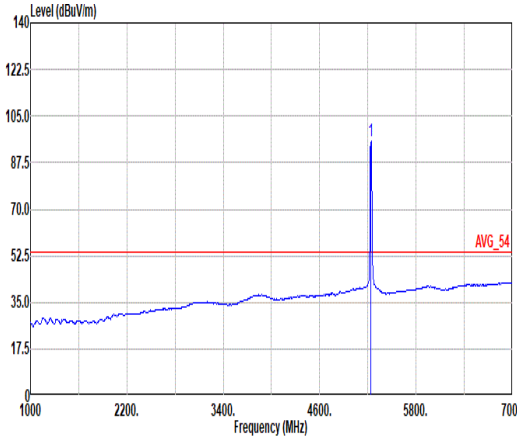
Mode	2																																																																																																																																			
	Harmonic																																																																																																																																			
	U-NII-1_5.15-5.25_802.11a_CH44_5220MHz																																																																																																																																			
ANT	1																																																																																																																																			
Pol.	Horizontal	Vertical																																																																																																																																		
Peak Avg	<p>Site : 03CH20-HY Condition: PEAK(UNII) 3m HF_91200_02360_231030 HORIZONTAL</p> <table border="1"> <thead> <tr> <th>Peak</th> <th>Freq</th> <th>Level</th> <th>Limit</th> <th>Line Margin</th> <th>Read</th> <th>Ant</th> <th>Cable</th> <th>Preamp</th> <th>Aux</th> <th>APos</th> <th>TPos</th> <th>Remark</th> </tr> <tr> <th></th> <th>MHz</th> <th>dBuV/m</th> <th>dBuV/m</th> <th>dB</th> <th>dBuV</th> <th>dB/m</th> <th>dB</th> <th>dB</th> <th>dB</th> <th>cm</th> <th>deg</th> <th></th> </tr> </thead> <tbody> <tr> <td>1</td> <td>10440.00</td> <td>51.22</td> <td>68.20</td> <td>-16.98</td> <td>35.07</td> <td>38.60</td> <td>18.51</td> <td>41.47</td> <td>0.51</td> <td>--</td> <td>--</td> <td>PEAK</td> </tr> <tr> <td>2</td> <td>15660.00</td> <td>51.86</td> <td>74.00</td> <td>-22.14</td> <td>34.98</td> <td>38.12</td> <td>22.91</td> <td>44.62</td> <td>0.47</td> <td>200</td> <td>126</td> <td>PEAK</td> </tr> <tr> <td>3</td> <td>15680.00</td> <td>41.74</td> <td>54.00</td> <td>-12.26</td> <td>24.86</td> <td>38.12</td> <td>22.91</td> <td>44.62</td> <td>0.47</td> <td>200</td> <td>126</td> <td>Average</td> </tr> </tbody> </table>	Peak	Freq	Level	Limit	Line Margin	Read	Ant	Cable	Preamp	Aux	APos	TPos	Remark		MHz	dBuV/m	dBuV/m	dB	dBuV	dB/m	dB	dB	dB	cm	deg		1	10440.00	51.22	68.20	-16.98	35.07	38.60	18.51	41.47	0.51	--	--	PEAK	2	15660.00	51.86	74.00	-22.14	34.98	38.12	22.91	44.62	0.47	200	126	PEAK	3	15680.00	41.74	54.00	-12.26	24.86	38.12	22.91	44.62	0.47	200	126	Average	<p>Site : 03CH20-HY Condition: PEAK(UNII) 3m HF_91200_02360_231030 VERTICAL</p> <table border="1"> <thead> <tr> <th>Peak</th> <th>Freq</th> <th>Level</th> <th>Limit</th> <th>Line Margin</th> <th>Read</th> <th>Ant</th> <th>Cable</th> <th>Preamp</th> <th>Aux</th> <th>APos</th> <th>TPos</th> <th>Remark</th> </tr> <tr> <th></th> <th>MHz</th> <th>dBuV/m</th> <th>dBuV/m</th> <th>dB</th> <th>dBuV</th> <th>dB/m</th> <th>dB</th> <th>dB</th> <th>dB</th> <th>cm</th> <th>deg</th> <th></th> </tr> </thead> <tbody> <tr> <td>1</td> <td>10440.00</td> <td>50.70</td> <td>68.20</td> <td>-17.50</td> <td>34.55</td> <td>38.60</td> <td>18.51</td> <td>41.47</td> <td>0.51</td> <td>--</td> <td>--</td> <td>PEAK</td> </tr> <tr> <td>2</td> <td>15660.00</td> <td>51.25</td> <td>74.00</td> <td>-22.75</td> <td>34.37</td> <td>38.12</td> <td>22.91</td> <td>44.62</td> <td>0.47</td> <td>200</td> <td>13</td> <td>PEAK</td> </tr> <tr> <td>3</td> <td>15680.00</td> <td>41.85</td> <td>54.00</td> <td>-12.15</td> <td>24.97</td> <td>38.12</td> <td>22.91</td> <td>44.62</td> <td>0.47</td> <td>200</td> <td>13</td> <td>Average</td> </tr> </tbody> </table>	Peak	Freq	Level	Limit	Line Margin	Read	Ant	Cable	Preamp	Aux	APos	TPos	Remark		MHz	dBuV/m	dBuV/m	dB	dBuV	dB/m	dB	dB	dB	cm	deg		1	10440.00	50.70	68.20	-17.50	34.55	38.60	18.51	41.47	0.51	--	--	PEAK	2	15660.00	51.25	74.00	-22.75	34.37	38.12	22.91	44.62	0.47	200	13	PEAK	3	15680.00	41.85	54.00	-12.15	24.97	38.12	22.91	44.62	0.47	200	13	Average
	Peak	Freq	Level	Limit	Line Margin	Read	Ant	Cable	Preamp	Aux	APos	TPos	Remark																																																																																																																							
	MHz	dBuV/m	dBuV/m	dB	dBuV	dB/m	dB	dB	dB	cm	deg																																																																																																																									
1	10440.00	51.22	68.20	-16.98	35.07	38.60	18.51	41.47	0.51	--	--	PEAK																																																																																																																								
2	15660.00	51.86	74.00	-22.14	34.98	38.12	22.91	44.62	0.47	200	126	PEAK																																																																																																																								
3	15680.00	41.74	54.00	-12.26	24.86	38.12	22.91	44.62	0.47	200	126	Average																																																																																																																								
Peak	Freq	Level	Limit	Line Margin	Read	Ant	Cable	Preamp	Aux	APos	TPos	Remark																																																																																																																								
	MHz	dBuV/m	dBuV/m	dB	dBuV	dB/m	dB	dB	dB	cm	deg																																																																																																																									
1	10440.00	50.70	68.20	-17.50	34.55	38.60	18.51	41.47	0.51	--	--	PEAK																																																																																																																								
2	15660.00	51.25	74.00	-22.75	34.37	38.12	22.91	44.62	0.47	200	13	PEAK																																																																																																																								
3	15680.00	41.85	54.00	-12.15	24.97	38.12	22.91	44.62	0.47	200	13	Average																																																																																																																								





	2	
<b>Mode</b>	<b>Harmonic</b>	
	<b>U-NII-1_5.15-5.25_802.11a_CH44_5220MHz</b>	
<b>ANT</b>	1	
<b>Pol.</b>	<b>Horizontal</b>	<b>Vertical</b>
<b>14.47G ~14.5G Avg</b>	<p>Site : 03CH20-HY Condition: AVG_54 3m HF_91280_02360_231030 HORIZONTAL</p>	<p>Site : 03CH20-HY Condition: AVG_54 3m HF_91280_02360_231030 VERTICAL</p>
<b>17.7G ~18G Avg</b>	<p>Site : 03CH20-HY Condition: AVG_54 3m HF_91280_02360_231030 HORIZONTAL</p>	<p>Site : 03CH20-HY Condition: AVG_54 3m HF_91280_02360_231030 VERTICAL</p>

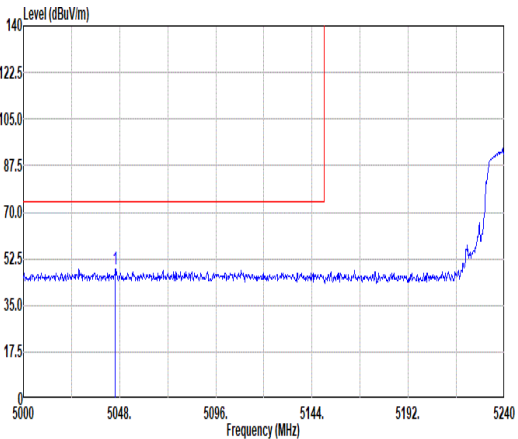
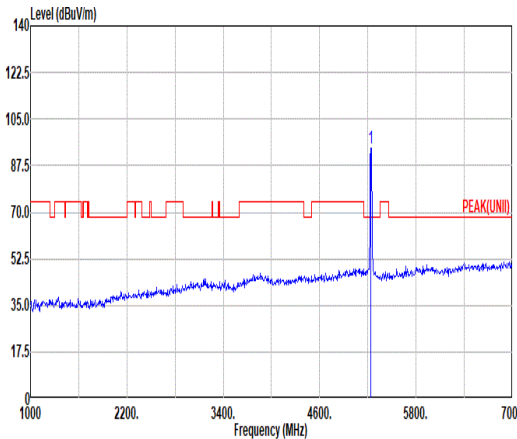
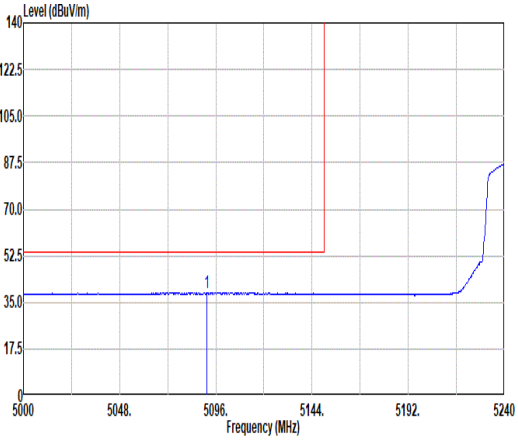
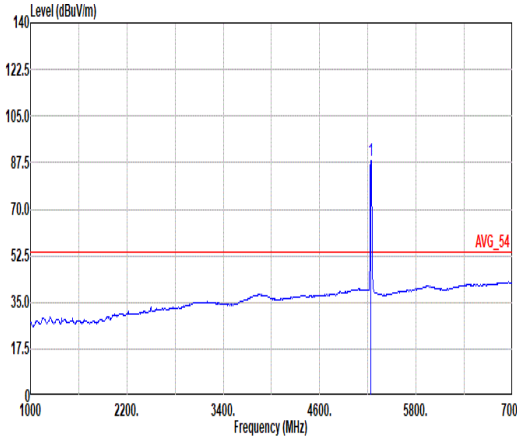


Mode	3																																																																																			
	Band Edge - L																																																																																			
	U-NII-1_5.15-5.25_802.11a_CH48_5240MHz																																																																																			
ANT	1																																																																																			
Pol.	Horizontal	Fundamental																																																																																		
Peak	 <p>Site : 03CH20-HY Condition: PEAK_BE_74 3m HF_91200_02360_231030 HORIZONTAL : RBW:1000.000kHz VBW:3000.000kHz SWT:Auto</p> <table border="1"> <thead> <tr> <th>Limit</th> <th>Read</th> <th>Ant</th> <th>Cable</th> <th>Preamp</th> <th>Aux</th> <th>APos</th> <th>TPos</th> <th>Remark</th> </tr> <tr> <th>Freq</th> <th>Level</th> <th>Line Margin</th> <th>Level</th> <th>Factor</th> <th>Loss</th> <th>Factor</th> <th>Factor</th> <th></th> </tr> <tr> <th>MHz</th> <th>dBuV/m</th> <th>dBuV/m</th> <th>dB</th> <th>dBuV</th> <th>dB/m</th> <th>dB</th> <th>dB</th> <th>cm</th> <th>deg</th> </tr> </thead> <tbody> <tr> <td>1</td> <td>5122.40</td> <td>49.00</td> <td>74.00</td> <td>-25.00</td> <td>40.86</td> <td>33.01</td> <td>12.89</td> <td>37.76</td> <td>0.00</td> <td>101</td> <td>5</td> <td>PEAK</td> </tr> </tbody> </table>	Limit	Read	Ant	Cable	Preamp	Aux	APos	TPos	Remark	Freq	Level	Line Margin	Level	Factor	Loss	Factor	Factor		MHz	dBuV/m	dBuV/m	dB	dBuV	dB/m	dB	dB	cm	deg	1	5122.40	49.00	74.00	-25.00	40.86	33.01	12.89	37.76	0.00	101	5	PEAK	 <p>Site : 03CH20-HY Condition: PEAK(UNII) 3m HF_91200_02360_231030 HORIZONTAL : RBW:1000.000kHz VBW:3000.000kHz SWT:Auto</p> <table border="1"> <thead> <tr> <th>Limit</th> <th>Read</th> <th>Ant</th> <th>Cable</th> <th>Preamp</th> <th>Aux</th> <th>APos</th> <th>TPos</th> <th>Remark</th> </tr> <tr> <th>Freq</th> <th>Level</th> <th>Line Margin</th> <th>Level</th> <th>Factor</th> <th>Loss</th> <th>Factor</th> <th>Factor</th> <th></th> </tr> <tr> <th>MHz</th> <th>dBuV/m</th> <th>dBuV/m</th> <th>dB</th> <th>dBuV</th> <th>dB/m</th> <th>dB</th> <th>dB</th> <th>cm</th> <th>deg</th> </tr> </thead> <tbody> <tr> <td>1</td> <td>5240.00</td> <td>102.41</td> <td>-----</td> <td>-----</td> <td>94.25</td> <td>32.98</td> <td>13.02</td> <td>37.84</td> <td>0.00</td> <td>101</td> <td>5</td> <td>PEAK</td> </tr> </tbody> </table>	Limit	Read	Ant	Cable	Preamp	Aux	APos	TPos	Remark	Freq	Level	Line Margin	Level	Factor	Loss	Factor	Factor		MHz	dBuV/m	dBuV/m	dB	dBuV	dB/m	dB	dB	cm	deg	1	5240.00	102.41	-----	-----	94.25	32.98	13.02	37.84	0.00	101	5	PEAK
	Limit	Read	Ant	Cable	Preamp	Aux	APos	TPos	Remark																																																																											
Freq	Level	Line Margin	Level	Factor	Loss	Factor	Factor																																																																													
MHz	dBuV/m	dBuV/m	dB	dBuV	dB/m	dB	dB	cm	deg																																																																											
1	5122.40	49.00	74.00	-25.00	40.86	33.01	12.89	37.76	0.00	101	5	PEAK																																																																								
Limit	Read	Ant	Cable	Preamp	Aux	APos	TPos	Remark																																																																												
Freq	Level	Line Margin	Level	Factor	Loss	Factor	Factor																																																																													
MHz	dBuV/m	dBuV/m	dB	dBuV	dB/m	dB	dB	cm	deg																																																																											
1	5240.00	102.41	-----	-----	94.25	32.98	13.02	37.84	0.00	101	5	PEAK																																																																								
Avg	 <p>Site : 03CH20-HY Condition: AVG_BE_54 3m HF_91200_02360_231030 HORIZONTAL : RBW:1000.000kHz VBW:0.750kHz SWT:Auto</p> <table border="1"> <thead> <tr> <th>Limit</th> <th>Read</th> <th>Ant</th> <th>Cable</th> <th>Preamp</th> <th>Aux</th> <th>APos</th> <th>TPos</th> <th>Remark</th> </tr> <tr> <th>Freq</th> <th>Level</th> <th>Line Margin</th> <th>Level</th> <th>Factor</th> <th>Loss</th> <th>Factor</th> <th>Factor</th> <th></th> </tr> <tr> <th>MHz</th> <th>dBuV/m</th> <th>dBuV/m</th> <th>dB</th> <th>dBuV</th> <th>dB/m</th> <th>dB</th> <th>dB</th> <th>cm</th> <th>deg</th> </tr> </thead> <tbody> <tr> <td>1</td> <td>5134.16</td> <td>39.04</td> <td>54.00</td> <td>-14.96</td> <td>30.95</td> <td>32.96</td> <td>12.90</td> <td>37.77</td> <td>0.00</td> <td>101</td> <td>5</td> <td>AVERAGE</td> </tr> </tbody> </table>	Limit	Read	Ant	Cable	Preamp	Aux	APos	TPos	Remark	Freq	Level	Line Margin	Level	Factor	Loss	Factor	Factor		MHz	dBuV/m	dBuV/m	dB	dBuV	dB/m	dB	dB	cm	deg	1	5134.16	39.04	54.00	-14.96	30.95	32.96	12.90	37.77	0.00	101	5	AVERAGE	 <p>Site : 03CH20-HY Condition: AVG_54 3m HF_91200_02360_231030 HORIZONTAL : RBW:1000.000kHz VBW:0.750kHz SWT:Auto</p> <table border="1"> <thead> <tr> <th>Limit</th> <th>Read</th> <th>Ant</th> <th>Cable</th> <th>Preamp</th> <th>Aux</th> <th>APos</th> <th>TPos</th> <th>Remark</th> </tr> <tr> <th>Freq</th> <th>Level</th> <th>Line Margin</th> <th>Level</th> <th>Factor</th> <th>Loss</th> <th>Factor</th> <th>Factor</th> <th></th> </tr> <tr> <th>MHz</th> <th>dBuV/m</th> <th>dBuV/m</th> <th>dB</th> <th>dBuV</th> <th>dB/m</th> <th>dB</th> <th>dB</th> <th>cm</th> <th>deg</th> </tr> </thead> <tbody> <tr> <td>1</td> <td>5240.00</td> <td>95.43</td> <td>-----</td> <td>-----</td> <td>87.27</td> <td>32.98</td> <td>13.02</td> <td>37.84</td> <td>0.00</td> <td>101</td> <td>5</td> <td>AVERAGE</td> </tr> </tbody> </table>	Limit	Read	Ant	Cable	Preamp	Aux	APos	TPos	Remark	Freq	Level	Line Margin	Level	Factor	Loss	Factor	Factor		MHz	dBuV/m	dBuV/m	dB	dBuV	dB/m	dB	dB	cm	deg	1	5240.00	95.43	-----	-----	87.27	32.98	13.02	37.84	0.00	101	5	AVERAGE
Limit	Read	Ant	Cable	Preamp	Aux	APos	TPos	Remark																																																																												
Freq	Level	Line Margin	Level	Factor	Loss	Factor	Factor																																																																													
MHz	dBuV/m	dBuV/m	dB	dBuV	dB/m	dB	dB	cm	deg																																																																											
1	5134.16	39.04	54.00	-14.96	30.95	32.96	12.90	37.77	0.00	101	5	AVERAGE																																																																								
Limit	Read	Ant	Cable	Preamp	Aux	APos	TPos	Remark																																																																												
Freq	Level	Line Margin	Level	Factor	Loss	Factor	Factor																																																																													
MHz	dBuV/m	dBuV/m	dB	dBuV	dB/m	dB	dB	cm	deg																																																																											
1	5240.00	95.43	-----	-----	87.27	32.98	13.02	37.84	0.00	101	5	AVERAGE																																																																								

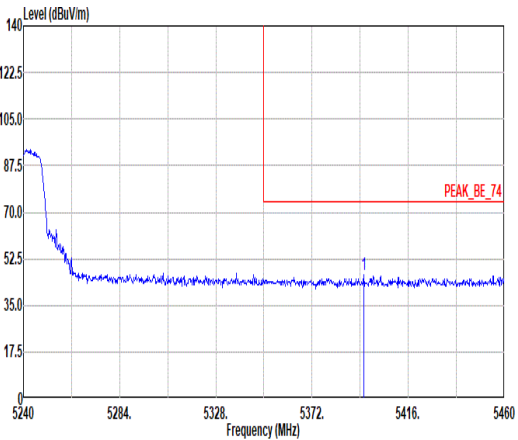
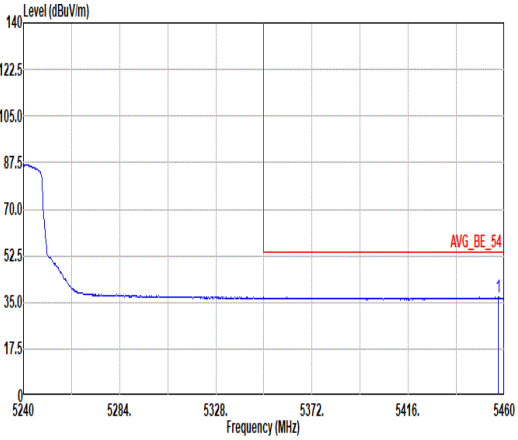


Mode	3																																								
	Band Edge - R																																								
	U-NII-1_5.15-5.25_802.11a_CH48_5240MHz																																								
ANT	1																																								
Pol.	Horizontal	Fundamental																																							
Peak	<p>Site : 03CH20-HY Condition: PEAK_BE_74 3m HF_91200_02360_231030 HORIZONTAL : RBW:1000.000kHz VBW:3000.000kHz SMT:Auto</p> <table border="1"> <thead> <tr> <th>Limit</th> <th>Read</th> <th>Ant</th> <th>Cable</th> <th>Preamp</th> <th>Aux</th> <th>APos</th> <th>TPos</th> <th>Remark</th> </tr> <tr> <th>Freq</th> <th>Level</th> <th>Line</th> <th>Margin</th> <th>Level</th> <th>Factor</th> <th>Loss</th> <th>Factor</th> <th>Factor</th> </tr> <tr> <th>MHz</th> <th>dBuV/m</th> <th>dBuV/m</th> <th>dB</th> <th>dBuV</th> <th>dB/m</th> <th>dB</th> <th>dB</th> <th>cm</th> <th>deg</th> </tr> </thead> <tbody> <tr> <td>1 5377.28</td> <td>47.49</td> <td>74.00</td> <td>-26.51</td> <td>39.45</td> <td>32.75</td> <td>13.23</td> <td>37.94</td> <td>0.00</td> <td>101</td> <td>5 PEAK</td> </tr> </tbody> </table>	Limit	Read	Ant	Cable	Preamp	Aux	APos	TPos	Remark	Freq	Level	Line	Margin	Level	Factor	Loss	Factor	Factor	MHz	dBuV/m	dBuV/m	dB	dBuV	dB/m	dB	dB	cm	deg	1 5377.28	47.49	74.00	-26.51	39.45	32.75	13.23	37.94	0.00	101	5 PEAK	Blank
Limit	Read	Ant	Cable	Preamp	Aux	APos	TPos	Remark																																	
Freq	Level	Line	Margin	Level	Factor	Loss	Factor	Factor																																	
MHz	dBuV/m	dBuV/m	dB	dBuV	dB/m	dB	dB	cm	deg																																
1 5377.28	47.49	74.00	-26.51	39.45	32.75	13.23	37.94	0.00	101	5 PEAK																															
Avg	<p>Site : 03CH20-HY Condition: AVG_BE_54 3m HF_91200_02360_231030 HORIZONTAL : RBW:1000.000kHz VBW:0.750kHz SMT:Auto</p> <table border="1"> <thead> <tr> <th>Limit</th> <th>Read</th> <th>Ant</th> <th>Cable</th> <th>Preamp</th> <th>Aux</th> <th>APos</th> <th>TPos</th> <th>Remark</th> </tr> <tr> <th>Freq</th> <th>Level</th> <th>Line</th> <th>Margin</th> <th>Level</th> <th>Factor</th> <th>Loss</th> <th>Factor</th> <th>Factor</th> </tr> <tr> <th>MHz</th> <th>dBuV/m</th> <th>dBuV/m</th> <th>dB</th> <th>dBuV</th> <th>dB/m</th> <th>dB</th> <th>dB</th> <th>cm</th> <th>deg</th> </tr> </thead> <tbody> <tr> <td>1 5350.22</td> <td>38.01</td> <td>54.00</td> <td>-15.99</td> <td>29.94</td> <td>32.00</td> <td>13.19</td> <td>37.92</td> <td>0.00</td> <td>101</td> <td>5 AVERAGE</td> </tr> </tbody> </table>	Limit	Read	Ant	Cable	Preamp	Aux	APos	TPos	Remark	Freq	Level	Line	Margin	Level	Factor	Loss	Factor	Factor	MHz	dBuV/m	dBuV/m	dB	dBuV	dB/m	dB	dB	cm	deg	1 5350.22	38.01	54.00	-15.99	29.94	32.00	13.19	37.92	0.00	101	5 AVERAGE	Blank
Limit	Read	Ant	Cable	Preamp	Aux	APos	TPos	Remark																																	
Freq	Level	Line	Margin	Level	Factor	Loss	Factor	Factor																																	
MHz	dBuV/m	dBuV/m	dB	dBuV	dB/m	dB	dB	cm	deg																																
1 5350.22	38.01	54.00	-15.99	29.94	32.00	13.19	37.92	0.00	101	5 AVERAGE																															



Mode	3																																																																																			
	Band Edge - L																																																																																			
	U-NII-1_5.15-5.25_802.11a_CH48_5240MHz																																																																																			
ANT	1																																																																																			
Pol.	Vertical	Fundamental																																																																																		
Peak	 <p>Site : 03CH20-HY Condition: PEAK_BE_74 3m HF_91200_02360_231030 VERTICAL : RBW:1000.000kHz VBW:3000.000kHz SWT:Auto</p> <table border="1"> <thead> <tr> <th>Limit</th> <th>Read</th> <th>Ant</th> <th>Cable</th> <th>Preamp</th> <th>Aux</th> <th>APos</th> <th>TPos</th> <th>Remark</th> </tr> <tr> <th>Freq</th> <th>Level</th> <th>Line Margin</th> <th>Level</th> <th>Factor</th> <th>Loss</th> <th>Factor</th> <th>Factor</th> <th></th> </tr> <tr> <th>MHz</th> <th>dBuV/m</th> <th>dBuV/m</th> <th>dB</th> <th>dBuV</th> <th>dB/m</th> <th>dB</th> <th>dB</th> <th>cm</th> <th>deg</th> </tr> </thead> <tbody> <tr> <td>1</td> <td>5045.84</td> <td>48.65</td> <td>74.00</td> <td>-25.35</td> <td>40.44</td> <td>33.10</td> <td>12.81</td> <td>37.70</td> <td>0.00</td> <td>367</td> <td>43</td> <td>PEAK</td> </tr> </tbody> </table>	Limit	Read	Ant	Cable	Preamp	Aux	APos	TPos	Remark	Freq	Level	Line Margin	Level	Factor	Loss	Factor	Factor		MHz	dBuV/m	dBuV/m	dB	dBuV	dB/m	dB	dB	cm	deg	1	5045.84	48.65	74.00	-25.35	40.44	33.10	12.81	37.70	0.00	367	43	PEAK	 <p>Site : 03CH20-HY Condition: PEAK(UNII) 3m HF_91200_02360_231030 VERTICAL : RBW:1000.000kHz VBW:3000.000kHz SWT:Auto</p> <table border="1"> <thead> <tr> <th>Limit</th> <th>Read</th> <th>Ant</th> <th>Cable</th> <th>Preamp</th> <th>Aux</th> <th>APos</th> <th>TPos</th> <th>Remark</th> </tr> <tr> <th>Freq</th> <th>Level</th> <th>Line Margin</th> <th>Level</th> <th>Factor</th> <th>Loss</th> <th>Factor</th> <th>Factor</th> <th></th> </tr> <tr> <th>MHz</th> <th>dBuV/m</th> <th>dBuV/m</th> <th>dB</th> <th>dBuV</th> <th>dB/m</th> <th>dB</th> <th>dB</th> <th>cm</th> <th>deg</th> </tr> </thead> <tbody> <tr> <td>1</td> <td>5240.00</td> <td>94.25</td> <td>-----</td> <td>-----</td> <td>86.09</td> <td>32.98</td> <td>13.02</td> <td>37.84</td> <td>0.00</td> <td>367</td> <td>43</td> <td>PEAK</td> </tr> </tbody> </table>	Limit	Read	Ant	Cable	Preamp	Aux	APos	TPos	Remark	Freq	Level	Line Margin	Level	Factor	Loss	Factor	Factor		MHz	dBuV/m	dBuV/m	dB	dBuV	dB/m	dB	dB	cm	deg	1	5240.00	94.25	-----	-----	86.09	32.98	13.02	37.84	0.00	367	43	PEAK
	Limit	Read	Ant	Cable	Preamp	Aux	APos	TPos	Remark																																																																											
Freq	Level	Line Margin	Level	Factor	Loss	Factor	Factor																																																																													
MHz	dBuV/m	dBuV/m	dB	dBuV	dB/m	dB	dB	cm	deg																																																																											
1	5045.84	48.65	74.00	-25.35	40.44	33.10	12.81	37.70	0.00	367	43	PEAK																																																																								
Limit	Read	Ant	Cable	Preamp	Aux	APos	TPos	Remark																																																																												
Freq	Level	Line Margin	Level	Factor	Loss	Factor	Factor																																																																													
MHz	dBuV/m	dBuV/m	dB	dBuV	dB/m	dB	dB	cm	deg																																																																											
1	5240.00	94.25	-----	-----	86.09	32.98	13.02	37.84	0.00	367	43	PEAK																																																																								
Avg	 <p>Site : 03CH20-HY Condition: AVG_BE_54 3m HF_91200_02360_231030 VERTICAL : RBW:1000.000kHz VBW:0.750kHz SWT:Auto</p> <table border="1"> <thead> <tr> <th>Limit</th> <th>Read</th> <th>Ant</th> <th>Cable</th> <th>Preamp</th> <th>Aux</th> <th>APos</th> <th>TPos</th> <th>Remark</th> </tr> <tr> <th>Freq</th> <th>Level</th> <th>Line Margin</th> <th>Level</th> <th>Factor</th> <th>Loss</th> <th>Factor</th> <th>Factor</th> <th></th> </tr> <tr> <th>MHz</th> <th>dBuV/m</th> <th>dBuV/m</th> <th>dB</th> <th>dBuV</th> <th>dB/m</th> <th>dB</th> <th>dB</th> <th>cm</th> <th>deg</th> </tr> </thead> <tbody> <tr> <td>1</td> <td>5091.44</td> <td>38.70</td> <td>54.00</td> <td>-15.30</td> <td>30.48</td> <td>33.10</td> <td>12.86</td> <td>37.74</td> <td>0.00</td> <td>367</td> <td>43</td> <td>AVERAGE</td> </tr> </tbody> </table>	Limit	Read	Ant	Cable	Preamp	Aux	APos	TPos	Remark	Freq	Level	Line Margin	Level	Factor	Loss	Factor	Factor		MHz	dBuV/m	dBuV/m	dB	dBuV	dB/m	dB	dB	cm	deg	1	5091.44	38.70	54.00	-15.30	30.48	33.10	12.86	37.74	0.00	367	43	AVERAGE	 <p>Site : 03CH20-HY Condition: AVG_54 3m HF_91200_02360_231030 VERTICAL : RBW:1000.000kHz VBW:0.750kHz SWT:Auto</p> <table border="1"> <thead> <tr> <th>Limit</th> <th>Read</th> <th>Ant</th> <th>Cable</th> <th>Preamp</th> <th>Aux</th> <th>APos</th> <th>TPos</th> <th>Remark</th> </tr> <tr> <th>Freq</th> <th>Level</th> <th>Line Margin</th> <th>Level</th> <th>Factor</th> <th>Loss</th> <th>Factor</th> <th>Factor</th> <th></th> </tr> <tr> <th>MHz</th> <th>dBuV/m</th> <th>dBuV/m</th> <th>dB</th> <th>dBuV</th> <th>dB/m</th> <th>dB</th> <th>dB</th> <th>cm</th> <th>deg</th> </tr> </thead> <tbody> <tr> <td>1</td> <td>5240.00</td> <td>88.39</td> <td>-----</td> <td>-----</td> <td>80.23</td> <td>32.98</td> <td>13.02</td> <td>37.84</td> <td>0.00</td> <td>367</td> <td>43</td> <td>AVERAGE</td> </tr> </tbody> </table>	Limit	Read	Ant	Cable	Preamp	Aux	APos	TPos	Remark	Freq	Level	Line Margin	Level	Factor	Loss	Factor	Factor		MHz	dBuV/m	dBuV/m	dB	dBuV	dB/m	dB	dB	cm	deg	1	5240.00	88.39	-----	-----	80.23	32.98	13.02	37.84	0.00	367	43	AVERAGE
Limit	Read	Ant	Cable	Preamp	Aux	APos	TPos	Remark																																																																												
Freq	Level	Line Margin	Level	Factor	Loss	Factor	Factor																																																																													
MHz	dBuV/m	dBuV/m	dB	dBuV	dB/m	dB	dB	cm	deg																																																																											
1	5091.44	38.70	54.00	-15.30	30.48	33.10	12.86	37.74	0.00	367	43	AVERAGE																																																																								
Limit	Read	Ant	Cable	Preamp	Aux	APos	TPos	Remark																																																																												
Freq	Level	Line Margin	Level	Factor	Loss	Factor	Factor																																																																													
MHz	dBuV/m	dBuV/m	dB	dBuV	dB/m	dB	dB	cm	deg																																																																											
1	5240.00	88.39	-----	-----	80.23	32.98	13.02	37.84	0.00	367	43	AVERAGE																																																																								



	<b>3</b>																																														
<b>Mode</b>	<b>Band Edge - R</b>																																														
	<b>U-NII-1_5.15-5.25_802.11a_CH48_5240MHz</b>																																														
<b>ANT</b>	<b>1</b>																																														
<b>Pol.</b>	<b>Vertical</b>	<b>Fundamental</b>																																													
<b>Peak</b>	 <p>Site : 03CH20-HY Condition: PEAK_BE_74 3m HF_91200_02360_231030 VERTICAL : RBW:1000.000kHz VBW:3000.000kHz SMT:Auto</p> <table border="1"> <thead> <tr> <th>Limit</th> <th>Read</th> <th>Ant</th> <th>Cable</th> <th>Preamp</th> <th>Aux</th> <th>APos</th> <th>TPos</th> <th>Remark</th> </tr> <tr> <th>Freq</th> <th>Level</th> <th>Line</th> <th>Margin</th> <th>Level</th> <th>Factor</th> <th>Loss</th> <th>Factor</th> <th>Factor</th> </tr> <tr> <th>MHz</th> <th>dBuV/m</th> <th>dBuV/m</th> <th>dB</th> <th>dBuV</th> <th>dB/m</th> <th>dB</th> <th>dB</th> <th>dB</th> </tr> </thead> <tbody> <tr> <td>1 5395.54</td> <td>46.23</td> <td>74.00</td> <td>-27.77</td> <td>38.22</td> <td>32.71</td> <td>13.25</td> <td>37.95</td> <td>0.00</td> </tr> <tr> <td></td> <td></td> <td></td> <td></td> <td></td> <td></td> <td></td> <td></td> <td>367 43 PEAK</td> </tr> </tbody> </table>	Limit	Read	Ant	Cable	Preamp	Aux	APos	TPos	Remark	Freq	Level	Line	Margin	Level	Factor	Loss	Factor	Factor	MHz	dBuV/m	dBuV/m	dB	dBuV	dB/m	dB	dB	dB	1 5395.54	46.23	74.00	-27.77	38.22	32.71	13.25	37.95	0.00									367 43 PEAK	<b>Blank</b>
Limit	Read	Ant	Cable	Preamp	Aux	APos	TPos	Remark																																							
Freq	Level	Line	Margin	Level	Factor	Loss	Factor	Factor																																							
MHz	dBuV/m	dBuV/m	dB	dBuV	dB/m	dB	dB	dB																																							
1 5395.54	46.23	74.00	-27.77	38.22	32.71	13.25	37.95	0.00																																							
								367 43 PEAK																																							
<b>Avg</b>	 <p>Site : 03CH20-HY Condition: AVG_BE_54 3m HF_91200_02360_231030 VERTICAL : RBW:1000.000kHz VBW:0.750kHz SMT:Auto</p> <table border="1"> <thead> <tr> <th>Limit</th> <th>Read</th> <th>Ant</th> <th>Cable</th> <th>Preamp</th> <th>Aux</th> <th>APos</th> <th>TPos</th> <th>Remark</th> </tr> <tr> <th>Freq</th> <th>Level</th> <th>Line</th> <th>Margin</th> <th>Level</th> <th>Factor</th> <th>Loss</th> <th>Factor</th> <th>Factor</th> </tr> <tr> <th>MHz</th> <th>dBuV/m</th> <th>dBuV/m</th> <th>dB</th> <th>dBuV</th> <th>dB/m</th> <th>dB</th> <th>dB</th> <th>dB</th> </tr> </thead> <tbody> <tr> <td>1 5457.14</td> <td>36.86</td> <td>54.00</td> <td>-17.14</td> <td>28.73</td> <td>32.00</td> <td>13.33</td> <td>38.00</td> <td>0.00</td> </tr> <tr> <td></td> <td></td> <td></td> <td></td> <td></td> <td></td> <td></td> <td></td> <td>367 43 AVERAGE</td> </tr> </tbody> </table>	Limit	Read	Ant	Cable	Preamp	Aux	APos	TPos	Remark	Freq	Level	Line	Margin	Level	Factor	Loss	Factor	Factor	MHz	dBuV/m	dBuV/m	dB	dBuV	dB/m	dB	dB	dB	1 5457.14	36.86	54.00	-17.14	28.73	32.00	13.33	38.00	0.00									367 43 AVERAGE	<b>Blank</b>
Limit	Read	Ant	Cable	Preamp	Aux	APos	TPos	Remark																																							
Freq	Level	Line	Margin	Level	Factor	Loss	Factor	Factor																																							
MHz	dBuV/m	dBuV/m	dB	dBuV	dB/m	dB	dB	dB																																							
1 5457.14	36.86	54.00	-17.14	28.73	32.00	13.33	38.00	0.00																																							
								367 43 AVERAGE																																							



Mode	3																																																																																																																									
	Harmonic																																																																																																																									
	U-NII-1_5.15-5.25_802.11a_CH48_5240MHz																																																																																																																									
ANT	1																																																																																																																									
Pol.	Horizontal	Vertical																																																																																																																								
Peak Avg	<p>Site : 03CH20-HY Condition: PEAK(UNII) 3m HF_91200_02360_231030 HORIZONTAL</p> <table border="1"> <thead> <tr> <th>Peak</th> <th>Freq</th> <th>Level</th> <th>Limit</th> <th>Read</th> <th>Ant</th> <th>Cable</th> <th>Preamp</th> <th>Aux</th> <th>APos</th> <th>TPos</th> <th>Remark</th> </tr> <tr> <th></th> <th>MHz</th> <th>dBuV/m</th> <th>dBuV/m</th> <th>dB</th> <th>dBuV</th> <th>dB/m</th> <th>dB</th> <th>dB</th> <th>dB</th> <th>cm</th> <th>deg</th> </tr> </thead> <tbody> <tr> <td>1</td> <td>10480.00</td> <td>51.80</td> <td>68.20</td> <td>-16.40</td> <td>35.63</td> <td>38.60</td> <td>18.55</td> <td>41.49</td> <td>0.51</td> <td>--</td> <td>-- PEAK</td> </tr> <tr> <td>2</td> <td>15720.00</td> <td>51.47</td> <td>74.00</td> <td>-22.53</td> <td>34.44</td> <td>38.16</td> <td>22.96</td> <td>44.56</td> <td>0.47</td> <td>400</td> <td>269 PEAK</td> </tr> <tr> <td>3</td> <td>15720.00</td> <td>41.87</td> <td>54.00</td> <td>-12.13</td> <td>24.84</td> <td>38.16</td> <td>22.96</td> <td>44.56</td> <td>0.47</td> <td>400</td> <td>269 Average</td> </tr> </tbody> </table>	Peak	Freq	Level	Limit	Read	Ant	Cable	Preamp	Aux	APos	TPos	Remark		MHz	dBuV/m	dBuV/m	dB	dBuV	dB/m	dB	dB	dB	cm	deg	1	10480.00	51.80	68.20	-16.40	35.63	38.60	18.55	41.49	0.51	--	-- PEAK	2	15720.00	51.47	74.00	-22.53	34.44	38.16	22.96	44.56	0.47	400	269 PEAK	3	15720.00	41.87	54.00	-12.13	24.84	38.16	22.96	44.56	0.47	400	269 Average	<p>Site : 03CH20-HY Condition: PEAK(UNII) 3m HF_91200_02360_231030 VERTICAL</p> <table border="1"> <thead> <tr> <th>Peak</th> <th>Freq</th> <th>Level</th> <th>Limit</th> <th>Read</th> <th>Ant</th> <th>Cable</th> <th>Preamp</th> <th>Aux</th> <th>APos</th> <th>TPos</th> <th>Remark</th> </tr> <tr> <th></th> <th>MHz</th> <th>dBuV/m</th> <th>dBuV/m</th> <th>dB</th> <th>dBuV</th> <th>dB/m</th> <th>dB</th> <th>dB</th> <th>dB</th> <th>cm</th> <th>deg</th> </tr> </thead> <tbody> <tr> <td>1</td> <td>10480.00</td> <td>50.62</td> <td>68.20</td> <td>-17.58</td> <td>34.45</td> <td>38.60</td> <td>18.55</td> <td>41.49</td> <td>0.51</td> <td>--</td> <td>-- PEAK</td> </tr> <tr> <td>2</td> <td>15720.00</td> <td>52.35</td> <td>74.00</td> <td>-21.65</td> <td>35.32</td> <td>38.16</td> <td>22.96</td> <td>44.56</td> <td>0.47</td> <td>400</td> <td>192 PEAK</td> </tr> <tr> <td>3</td> <td>15720.00</td> <td>41.92</td> <td>54.00</td> <td>-12.08</td> <td>24.89</td> <td>38.16</td> <td>22.96</td> <td>44.56</td> <td>0.47</td> <td>400</td> <td>192 Average</td> </tr> </tbody> </table>	Peak	Freq	Level	Limit	Read	Ant	Cable	Preamp	Aux	APos	TPos	Remark		MHz	dBuV/m	dBuV/m	dB	dBuV	dB/m	dB	dB	dB	cm	deg	1	10480.00	50.62	68.20	-17.58	34.45	38.60	18.55	41.49	0.51	--	-- PEAK	2	15720.00	52.35	74.00	-21.65	35.32	38.16	22.96	44.56	0.47	400	192 PEAK	3	15720.00	41.92	54.00	-12.08	24.89	38.16	22.96	44.56	0.47	400	192 Average
	Peak	Freq	Level	Limit	Read	Ant	Cable	Preamp	Aux	APos	TPos	Remark																																																																																																														
	MHz	dBuV/m	dBuV/m	dB	dBuV	dB/m	dB	dB	dB	cm	deg																																																																																																															
1	10480.00	51.80	68.20	-16.40	35.63	38.60	18.55	41.49	0.51	--	-- PEAK																																																																																																															
2	15720.00	51.47	74.00	-22.53	34.44	38.16	22.96	44.56	0.47	400	269 PEAK																																																																																																															
3	15720.00	41.87	54.00	-12.13	24.84	38.16	22.96	44.56	0.47	400	269 Average																																																																																																															
Peak	Freq	Level	Limit	Read	Ant	Cable	Preamp	Aux	APos	TPos	Remark																																																																																																															
	MHz	dBuV/m	dBuV/m	dB	dBuV	dB/m	dB	dB	dB	cm	deg																																																																																																															
1	10480.00	50.62	68.20	-17.58	34.45	38.60	18.55	41.49	0.51	--	-- PEAK																																																																																																															
2	15720.00	52.35	74.00	-21.65	35.32	38.16	22.96	44.56	0.47	400	192 PEAK																																																																																																															
3	15720.00	41.92	54.00	-12.08	24.89	38.16	22.96	44.56	0.47	400	192 Average																																																																																																															



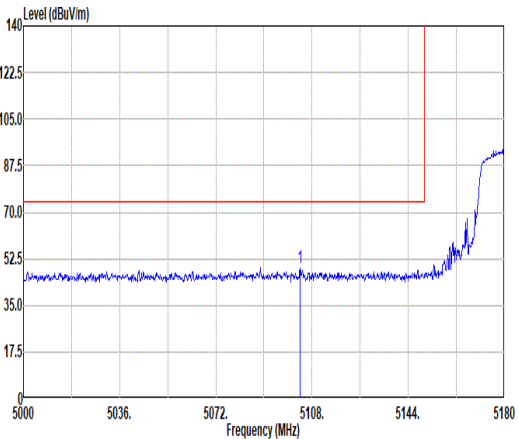
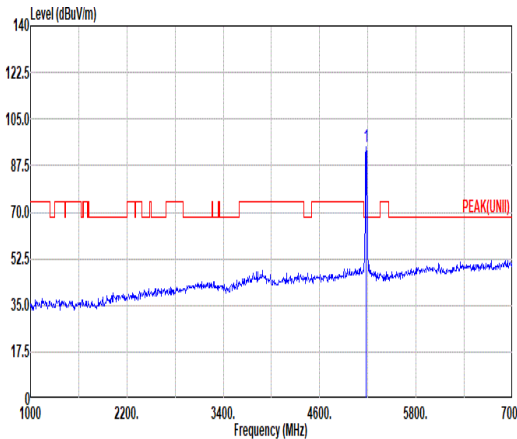
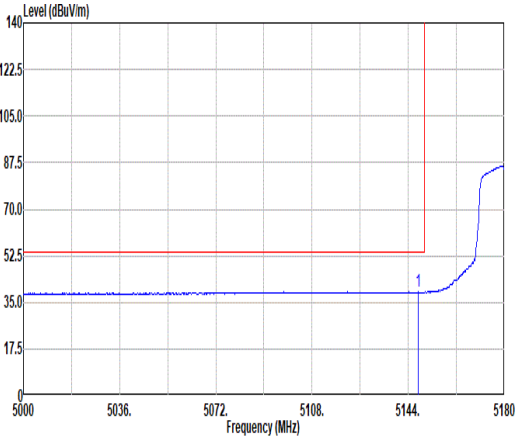
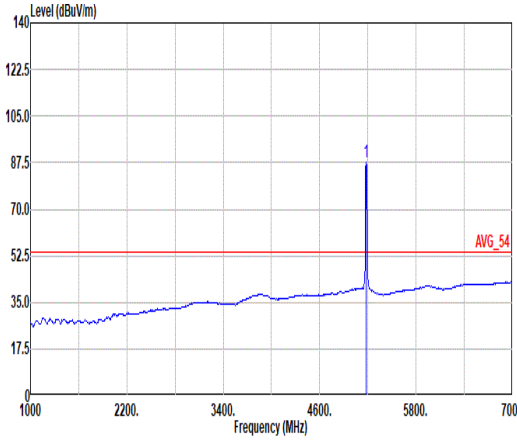
	<b>3</b>	
<b>Mode</b>	<b>Harmonic</b>	
	<b>U-NII-1_5.15-5.25_802.11a_CH48_5240MHz</b>	
<b>ANT</b>	<b>1</b>	
<b>Pol.</b>	<b>Horizontal</b>	<b>Vertical</b>
<b>14.47G ~14.5G Avg</b>	<p>Site : 03CH20-HY Condition: AVG_54 3m HF_91200_02360_231030 HORIZONTAL</p>	<p>Site : 03CH20-HY Condition: AVG_54 3m HF_91200_02360_231030 VERTICAL</p>
<b>17.7G ~18G Avg</b>	<p>Site : 03CH20-HY Condition: AVG_54 3m HF_91200_02360_231030 HORIZONTAL</p>	<p>Site : 03CH20-HY Condition: AVG_54 3m HF_91200_02360_231030 VERTICAL</p>



Mode	4																																																																																	
	Band Edge																																																																																	
	U-NII-1_5.15-5.25_802.11ac VHT20_CH36_5180MHz																																																																																	
ANT	1																																																																																	
Pol.	Horizontal	Fundamental																																																																																
Peak	<p>Site : 03CH20-HY Condition: PEAK_BE_74 3m HF_91200_02360_231030 HORIZONTAL : RBW:1000.000kHz VBW:3000.000kHz SWT:Auto</p> <table border="1"> <thead> <tr> <th>Limit</th> <th>Read</th> <th>Ant</th> <th>Cable</th> <th>Preamp</th> <th>Aux</th> <th>APos</th> <th>TPos</th> <th>Remark</th> </tr> <tr> <th>Freq</th> <th>Level</th> <th>Line Margin</th> <th>Level Factor</th> <th>Loss Factor</th> <th>Loss Factor</th> <th>Factor</th> <th>cm</th> <th>deg</th> </tr> <tr> <th>MHz</th> <th>dBuV/m</th> <th>dBuV/m</th> <th>dB</th> <th>dBuV</th> <th>dB/m</th> <th>dB</th> <th>dB</th> <th>cm</th> </tr> </thead> <tbody> <tr> <td>1</td> <td>5148.14</td> <td>53.08</td> <td>74.00</td> <td>-20.92</td> <td>45.04</td> <td>32.91</td> <td>12.91</td> <td>37.78</td> <td>0.00</td> <td>119</td> <td>4</td> <td>PEAK</td> </tr> </tbody> </table>	Limit	Read	Ant	Cable	Preamp	Aux	APos	TPos	Remark	Freq	Level	Line Margin	Level Factor	Loss Factor	Loss Factor	Factor	cm	deg	MHz	dBuV/m	dBuV/m	dB	dBuV	dB/m	dB	dB	cm	1	5148.14	53.08	74.00	-20.92	45.04	32.91	12.91	37.78	0.00	119	4	PEAK	<p>Site : 03CH20-HY Condition: PEAK(UNII) 3m HF_91200_02360_231030 HORIZONTAL : RBW:1000.000kHz VBW:3000.000kHz SWT:Auto</p> <table border="1"> <thead> <tr> <th>Limit</th> <th>Read</th> <th>Ant</th> <th>Cable</th> <th>Preamp</th> <th>Aux</th> <th>APos</th> <th>TPos</th> <th>Remark</th> </tr> <tr> <th>Freq</th> <th>Level</th> <th>Line Margin</th> <th>Level Factor</th> <th>Loss Factor</th> <th>Loss Factor</th> <th>Factor</th> <th>cm</th> <th>deg</th> </tr> <tr> <th>MHz</th> <th>dBuV/m</th> <th>dBuV/m</th> <th>dB</th> <th>dBuV</th> <th>dB/m</th> <th>dB</th> <th>dB</th> <th>cm</th> </tr> </thead> <tbody> <tr> <td>1</td> <td>5180.00</td> <td>102.12</td> <td>-----</td> <td>-----</td> <td>94.08</td> <td>32.90</td> <td>12.94</td> <td>37.80</td> <td>0.00</td> <td>119</td> <td>4</td> <td>PEAK</td> </tr> </tbody> </table>	Limit	Read	Ant	Cable	Preamp	Aux	APos	TPos	Remark	Freq	Level	Line Margin	Level Factor	Loss Factor	Loss Factor	Factor	cm	deg	MHz	dBuV/m	dBuV/m	dB	dBuV	dB/m	dB	dB	cm	1	5180.00	102.12	-----	-----	94.08	32.90	12.94	37.80	0.00	119	4	PEAK
Limit	Read	Ant	Cable	Preamp	Aux	APos	TPos	Remark																																																																										
Freq	Level	Line Margin	Level Factor	Loss Factor	Loss Factor	Factor	cm	deg																																																																										
MHz	dBuV/m	dBuV/m	dB	dBuV	dB/m	dB	dB	cm																																																																										
1	5148.14	53.08	74.00	-20.92	45.04	32.91	12.91	37.78	0.00	119	4	PEAK																																																																						
Limit	Read	Ant	Cable	Preamp	Aux	APos	TPos	Remark																																																																										
Freq	Level	Line Margin	Level Factor	Loss Factor	Loss Factor	Factor	cm	deg																																																																										
MHz	dBuV/m	dBuV/m	dB	dBuV	dB/m	dB	dB	cm																																																																										
1	5180.00	102.12	-----	-----	94.08	32.90	12.94	37.80	0.00	119	4	PEAK																																																																						
Avg	<p>Site : 03CH20-HY Condition: AVG_BE_54 3m HF_91200_02360_231030 HORIZONTAL : RBW:1000.000kHz VBW:0.820kHz SWT:Auto</p> <table border="1"> <thead> <tr> <th>Limit</th> <th>Read</th> <th>Ant</th> <th>Cable</th> <th>Preamp</th> <th>Aux</th> <th>APos</th> <th>TPos</th> <th>Remark</th> </tr> <tr> <th>Freq</th> <th>Level</th> <th>Line Margin</th> <th>Level Factor</th> <th>Loss Factor</th> <th>Loss Factor</th> <th>Factor</th> <th>cm</th> <th>deg</th> </tr> <tr> <th>MHz</th> <th>dBuV/m</th> <th>dBuV/m</th> <th>dB</th> <th>dBuV</th> <th>dB/m</th> <th>dB</th> <th>dB</th> <th>cm</th> </tr> </thead> <tbody> <tr> <td>1</td> <td>5149.94</td> <td>40.99</td> <td>54.00</td> <td>-13.01</td> <td>32.96</td> <td>32.90</td> <td>12.91</td> <td>37.78</td> <td>0.00</td> <td>119</td> <td>4</td> <td>AVERAGE</td> </tr> </tbody> </table>	Limit	Read	Ant	Cable	Preamp	Aux	APos	TPos	Remark	Freq	Level	Line Margin	Level Factor	Loss Factor	Loss Factor	Factor	cm	deg	MHz	dBuV/m	dBuV/m	dB	dBuV	dB/m	dB	dB	cm	1	5149.94	40.99	54.00	-13.01	32.96	32.90	12.91	37.78	0.00	119	4	AVERAGE	<p>Site : 03CH20-HY Condition: AVG_54 3m HF_91200_02360_231030 HORIZONTAL : RBW:1000.000kHz VBW:0.820kHz SWT:Auto</p> <table border="1"> <thead> <tr> <th>Limit</th> <th>Read</th> <th>Ant</th> <th>Cable</th> <th>Preamp</th> <th>Aux</th> <th>APos</th> <th>TPos</th> <th>Remark</th> </tr> <tr> <th>Freq</th> <th>Level</th> <th>Line Margin</th> <th>Level Factor</th> <th>Loss Factor</th> <th>Loss Factor</th> <th>Factor</th> <th>cm</th> <th>deg</th> </tr> <tr> <th>MHz</th> <th>dBuV/m</th> <th>dBuV/m</th> <th>dB</th> <th>dBuV</th> <th>dB/m</th> <th>dB</th> <th>dB</th> <th>cm</th> </tr> </thead> <tbody> <tr> <td>1</td> <td>5180.00</td> <td>95.00</td> <td>-----</td> <td>-----</td> <td>86.96</td> <td>32.90</td> <td>12.94</td> <td>37.80</td> <td>0.00</td> <td>119</td> <td>4</td> <td>AVERAGE</td> </tr> </tbody> </table>	Limit	Read	Ant	Cable	Preamp	Aux	APos	TPos	Remark	Freq	Level	Line Margin	Level Factor	Loss Factor	Loss Factor	Factor	cm	deg	MHz	dBuV/m	dBuV/m	dB	dBuV	dB/m	dB	dB	cm	1	5180.00	95.00	-----	-----	86.96	32.90	12.94	37.80	0.00	119	4	AVERAGE
Limit	Read	Ant	Cable	Preamp	Aux	APos	TPos	Remark																																																																										
Freq	Level	Line Margin	Level Factor	Loss Factor	Loss Factor	Factor	cm	deg																																																																										
MHz	dBuV/m	dBuV/m	dB	dBuV	dB/m	dB	dB	cm																																																																										
1	5149.94	40.99	54.00	-13.01	32.96	32.90	12.91	37.78	0.00	119	4	AVERAGE																																																																						
Limit	Read	Ant	Cable	Preamp	Aux	APos	TPos	Remark																																																																										
Freq	Level	Line Margin	Level Factor	Loss Factor	Loss Factor	Factor	cm	deg																																																																										
MHz	dBuV/m	dBuV/m	dB	dBuV	dB/m	dB	dB	cm																																																																										
1	5180.00	95.00	-----	-----	86.96	32.90	12.94	37.80	0.00	119	4	AVERAGE																																																																						





Mode	4																																																																																			
	Band Edge																																																																																			
	U-NII-1_5.15-5.25_802.11ac VHT20_CH36_5180MHz																																																																																			
ANT	1																																																																																			
Pol.	Vertical	Fundamental																																																																																		
Peak	 <p>Site : 03CH20-HY Condition: PEAK_BE_74 3m HF_91200_02360_231030 VERTICAL : RBW:1000.000kHz VBW:3000.000kHz SWT:Auto</p> <table border="1"> <thead> <tr> <th>Limit</th> <th>Read</th> <th>Ant</th> <th>Cable</th> <th>Preamp</th> <th>Aux</th> <th>APos</th> <th>TPos</th> <th>Remark</th> </tr> <tr> <th>Freq</th> <th>Level</th> <th>Line Margin</th> <th>Level Factor</th> <th>Loss Factor</th> <th>Factor</th> <th></th> <th></th> <th></th> </tr> <tr> <th>MHz</th> <th>dBuV/m</th> <th>dBuV/m</th> <th>dB</th> <th>dBuV</th> <th>dB/m</th> <th>dB</th> <th>dB</th> <th>cm</th> <th>deg</th> </tr> </thead> <tbody> <tr> <td>1</td> <td>5103.50</td> <td>49.31</td> <td>74.00</td> <td>-24.69</td> <td>41.09</td> <td>33.09</td> <td>12.87</td> <td>37.74</td> <td>0.00</td> <td>101</td> <td>345</td> <td>PEAK</td> </tr> </tbody> </table>	Limit	Read	Ant	Cable	Preamp	Aux	APos	TPos	Remark	Freq	Level	Line Margin	Level Factor	Loss Factor	Factor				MHz	dBuV/m	dBuV/m	dB	dBuV	dB/m	dB	dB	cm	deg	1	5103.50	49.31	74.00	-24.69	41.09	33.09	12.87	37.74	0.00	101	345	PEAK	 <p>Site : 03CH20-HY Condition: PEAK(UNII) 3m HF_91200_02360_231030 VERTICAL : RBW:1000.000kHz VBW:3000.000kHz SWT:Auto</p> <table border="1"> <thead> <tr> <th>Limit</th> <th>Read</th> <th>Ant</th> <th>Cable</th> <th>Preamp</th> <th>Aux</th> <th>APos</th> <th>TPos</th> <th>Remark</th> </tr> <tr> <th>Freq</th> <th>Level</th> <th>Line Margin</th> <th>Level Factor</th> <th>Loss Factor</th> <th>Factor</th> <th></th> <th></th> <th></th> </tr> <tr> <th>MHz</th> <th>dBuV/m</th> <th>dBuV/m</th> <th>dB</th> <th>dBuV</th> <th>dB/m</th> <th>dB</th> <th>dB</th> <th>cm</th> <th>deg</th> </tr> </thead> <tbody> <tr> <td>1</td> <td>5180.00</td> <td>94.59</td> <td>-----</td> <td>-----</td> <td>86.55</td> <td>32.90</td> <td>12.94</td> <td>37.80</td> <td>0.00</td> <td>101</td> <td>345</td> <td>PEAK</td> </tr> </tbody> </table>	Limit	Read	Ant	Cable	Preamp	Aux	APos	TPos	Remark	Freq	Level	Line Margin	Level Factor	Loss Factor	Factor				MHz	dBuV/m	dBuV/m	dB	dBuV	dB/m	dB	dB	cm	deg	1	5180.00	94.59	-----	-----	86.55	32.90	12.94	37.80	0.00	101	345	PEAK
	Limit	Read	Ant	Cable	Preamp	Aux	APos	TPos	Remark																																																																											
Freq	Level	Line Margin	Level Factor	Loss Factor	Factor																																																																															
MHz	dBuV/m	dBuV/m	dB	dBuV	dB/m	dB	dB	cm	deg																																																																											
1	5103.50	49.31	74.00	-24.69	41.09	33.09	12.87	37.74	0.00	101	345	PEAK																																																																								
Limit	Read	Ant	Cable	Preamp	Aux	APos	TPos	Remark																																																																												
Freq	Level	Line Margin	Level Factor	Loss Factor	Factor																																																																															
MHz	dBuV/m	dBuV/m	dB	dBuV	dB/m	dB	dB	cm	deg																																																																											
1	5180.00	94.59	-----	-----	86.55	32.90	12.94	37.80	0.00	101	345	PEAK																																																																								
Avg	 <p>Site : 03CH20-HY Condition: AVG_BE_54 3m HF_91200_02360_231030 VERTICAL : RBW:1000.000kHz VBW:0.820kHz SWT:Auto</p> <table border="1"> <thead> <tr> <th>Limit</th> <th>Read</th> <th>Ant</th> <th>Cable</th> <th>Preamp</th> <th>Aux</th> <th>APos</th> <th>TPos</th> <th>Remark</th> </tr> <tr> <th>Freq</th> <th>Level</th> <th>Line Margin</th> <th>Level Factor</th> <th>Loss Factor</th> <th>Factor</th> <th></th> <th></th> <th></th> </tr> <tr> <th>MHz</th> <th>dBuV/m</th> <th>dBuV/m</th> <th>dB</th> <th>dBuV</th> <th>dB/m</th> <th>dB</th> <th>dB</th> <th>cm</th> <th>deg</th> </tr> </thead> <tbody> <tr> <td>1</td> <td>5147.60</td> <td>38.94</td> <td>54.00</td> <td>-15.06</td> <td>30.90</td> <td>32.91</td> <td>12.91</td> <td>37.78</td> <td>0.00</td> <td>101</td> <td>345</td> <td>AVERAGE</td> </tr> </tbody> </table>	Limit	Read	Ant	Cable	Preamp	Aux	APos	TPos	Remark	Freq	Level	Line Margin	Level Factor	Loss Factor	Factor				MHz	dBuV/m	dBuV/m	dB	dBuV	dB/m	dB	dB	cm	deg	1	5147.60	38.94	54.00	-15.06	30.90	32.91	12.91	37.78	0.00	101	345	AVERAGE	 <p>Site : 03CH20-HY Condition: AVG_54 3m HF_91200_02360_231030 VERTICAL : RBW:1000.000kHz VBW:0.820kHz SWT:Auto</p> <table border="1"> <thead> <tr> <th>Limit</th> <th>Read</th> <th>Ant</th> <th>Cable</th> <th>Preamp</th> <th>Aux</th> <th>APos</th> <th>TPos</th> <th>Remark</th> </tr> <tr> <th>Freq</th> <th>Level</th> <th>Line Margin</th> <th>Level Factor</th> <th>Loss Factor</th> <th>Factor</th> <th></th> <th></th> <th></th> </tr> <tr> <th>MHz</th> <th>dBuV/m</th> <th>dBuV/m</th> <th>dB</th> <th>dBuV</th> <th>dB/m</th> <th>dB</th> <th>dB</th> <th>cm</th> <th>deg</th> </tr> </thead> <tbody> <tr> <td>1</td> <td>5180.00</td> <td>87.68</td> <td>-----</td> <td>-----</td> <td>79.64</td> <td>32.90</td> <td>12.94</td> <td>37.80</td> <td>0.00</td> <td>101</td> <td>345</td> <td>AVERAGE</td> </tr> </tbody> </table>	Limit	Read	Ant	Cable	Preamp	Aux	APos	TPos	Remark	Freq	Level	Line Margin	Level Factor	Loss Factor	Factor				MHz	dBuV/m	dBuV/m	dB	dBuV	dB/m	dB	dB	cm	deg	1	5180.00	87.68	-----	-----	79.64	32.90	12.94	37.80	0.00	101	345	AVERAGE
Limit	Read	Ant	Cable	Preamp	Aux	APos	TPos	Remark																																																																												
Freq	Level	Line Margin	Level Factor	Loss Factor	Factor																																																																															
MHz	dBuV/m	dBuV/m	dB	dBuV	dB/m	dB	dB	cm	deg																																																																											
1	5147.60	38.94	54.00	-15.06	30.90	32.91	12.91	37.78	0.00	101	345	AVERAGE																																																																								
Limit	Read	Ant	Cable	Preamp	Aux	APos	TPos	Remark																																																																												
Freq	Level	Line Margin	Level Factor	Loss Factor	Factor																																																																															
MHz	dBuV/m	dBuV/m	dB	dBuV	dB/m	dB	dB	cm	deg																																																																											
1	5180.00	87.68	-----	-----	79.64	32.90	12.94	37.80	0.00	101	345	AVERAGE																																																																								

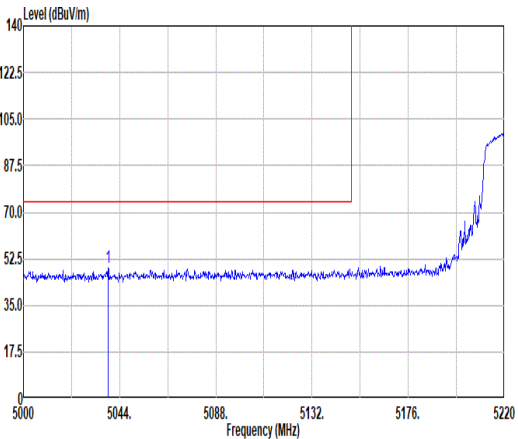
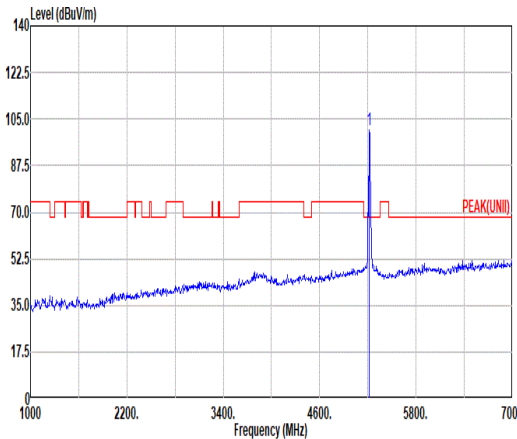
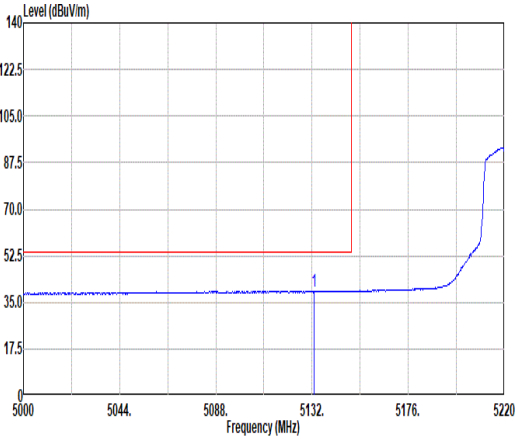
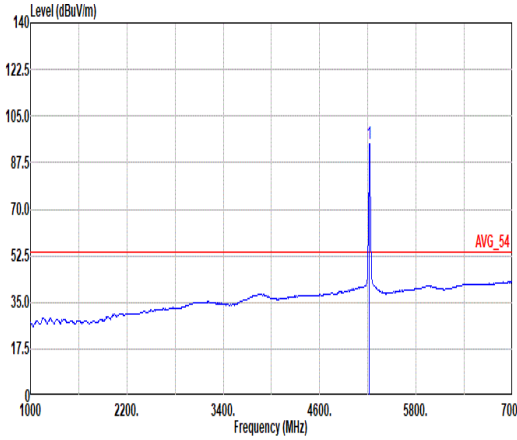


Mode	4																																																																																																																																			
	Harmonic																																																																																																																																			
	U-NII-1_5.15-5.25_802.11ac VHT20_CH36_5180MHz																																																																																																																																			
ANT	1																																																																																																																																			
Pol.	Horizontal	Vertical																																																																																																																																		
Peak Avg	<p>Site : 03CH20-HY Condition: PEAK(UNII) 3m HF_91200_02360_231030 HORIZONTAL</p> <table border="1"> <thead> <tr> <th>Peak</th> <th>Freq</th> <th>Level</th> <th>Limit</th> <th>Line Margin</th> <th>Read</th> <th>Ant</th> <th>Cable</th> <th>Preamp</th> <th>Aux</th> <th>APos</th> <th>TPos</th> <th>Remark</th> </tr> <tr> <th></th> <th>MHz</th> <th>dBuV/m</th> <th>dBuV/m</th> <th>dB</th> <th>dBuV</th> <th>dB/m</th> <th>dB</th> <th>dB</th> <th>dB</th> <th>cm</th> <th>deg</th> <th></th> </tr> </thead> <tbody> <tr> <td>1</td> <td>10360.00</td> <td>50.97</td> <td>68.20</td> <td>-17.23</td> <td>34.83</td> <td>38.60</td> <td>18.44</td> <td>41.42</td> <td>0.52</td> <td>--</td> <td>--</td> <td>PEAK</td> </tr> <tr> <td>2</td> <td>15540.00</td> <td>52.89</td> <td>74.00</td> <td>-21.11</td> <td>35.95</td> <td>38.40</td> <td>22.81</td> <td>44.74</td> <td>0.47</td> <td>100</td> <td>335</td> <td>PEAK</td> </tr> <tr> <td>3</td> <td>15540.00</td> <td>41.99</td> <td>54.00</td> <td>-12.01</td> <td>25.05</td> <td>38.40</td> <td>22.81</td> <td>44.74</td> <td>0.47</td> <td>100</td> <td>335</td> <td>Average</td> </tr> </tbody> </table>	Peak	Freq	Level	Limit	Line Margin	Read	Ant	Cable	Preamp	Aux	APos	TPos	Remark		MHz	dBuV/m	dBuV/m	dB	dBuV	dB/m	dB	dB	dB	cm	deg		1	10360.00	50.97	68.20	-17.23	34.83	38.60	18.44	41.42	0.52	--	--	PEAK	2	15540.00	52.89	74.00	-21.11	35.95	38.40	22.81	44.74	0.47	100	335	PEAK	3	15540.00	41.99	54.00	-12.01	25.05	38.40	22.81	44.74	0.47	100	335	Average	<p>Site : 03CH20-HY Condition: PEAK(UNII) 3m HF_91200_02360_231030 VERTICAL</p> <table border="1"> <thead> <tr> <th>Peak</th> <th>Freq</th> <th>Level</th> <th>Limit</th> <th>Line Margin</th> <th>Read</th> <th>Ant</th> <th>Cable</th> <th>Preamp</th> <th>Aux</th> <th>APos</th> <th>TPos</th> <th>Remark</th> </tr> <tr> <th></th> <th>MHz</th> <th>dBuV/m</th> <th>dBuV/m</th> <th>dB</th> <th>dBuV</th> <th>dB/m</th> <th>dB</th> <th>dB</th> <th>dB</th> <th>cm</th> <th>deg</th> <th></th> </tr> </thead> <tbody> <tr> <td>1</td> <td>10360.00</td> <td>50.68</td> <td>68.20</td> <td>-17.52</td> <td>34.54</td> <td>38.60</td> <td>18.44</td> <td>41.42</td> <td>0.52</td> <td>--</td> <td>--</td> <td>PEAK</td> </tr> <tr> <td>2</td> <td>15540.00</td> <td>52.16</td> <td>74.00</td> <td>-21.84</td> <td>35.22</td> <td>38.40</td> <td>22.81</td> <td>44.74</td> <td>0.47</td> <td>100</td> <td>167</td> <td>PEAK</td> </tr> <tr> <td>3</td> <td>15540.00</td> <td>41.92</td> <td>54.00</td> <td>-12.08</td> <td>24.98</td> <td>38.40</td> <td>22.81</td> <td>44.74</td> <td>0.47</td> <td>100</td> <td>167</td> <td>Average</td> </tr> </tbody> </table>	Peak	Freq	Level	Limit	Line Margin	Read	Ant	Cable	Preamp	Aux	APos	TPos	Remark		MHz	dBuV/m	dBuV/m	dB	dBuV	dB/m	dB	dB	dB	cm	deg		1	10360.00	50.68	68.20	-17.52	34.54	38.60	18.44	41.42	0.52	--	--	PEAK	2	15540.00	52.16	74.00	-21.84	35.22	38.40	22.81	44.74	0.47	100	167	PEAK	3	15540.00	41.92	54.00	-12.08	24.98	38.40	22.81	44.74	0.47	100	167	Average
	Peak	Freq	Level	Limit	Line Margin	Read	Ant	Cable	Preamp	Aux	APos	TPos	Remark																																																																																																																							
	MHz	dBuV/m	dBuV/m	dB	dBuV	dB/m	dB	dB	dB	cm	deg																																																																																																																									
1	10360.00	50.97	68.20	-17.23	34.83	38.60	18.44	41.42	0.52	--	--	PEAK																																																																																																																								
2	15540.00	52.89	74.00	-21.11	35.95	38.40	22.81	44.74	0.47	100	335	PEAK																																																																																																																								
3	15540.00	41.99	54.00	-12.01	25.05	38.40	22.81	44.74	0.47	100	335	Average																																																																																																																								
Peak	Freq	Level	Limit	Line Margin	Read	Ant	Cable	Preamp	Aux	APos	TPos	Remark																																																																																																																								
	MHz	dBuV/m	dBuV/m	dB	dBuV	dB/m	dB	dB	dB	cm	deg																																																																																																																									
1	10360.00	50.68	68.20	-17.52	34.54	38.60	18.44	41.42	0.52	--	--	PEAK																																																																																																																								
2	15540.00	52.16	74.00	-21.84	35.22	38.40	22.81	44.74	0.47	100	167	PEAK																																																																																																																								
3	15540.00	41.92	54.00	-12.08	24.98	38.40	22.81	44.74	0.47	100	167	Average																																																																																																																								



Mode	4	
	Harmonic	
	U-NII-1_5.15-5.25_802.11ac VHT20_CH36_5180MHz	
ANT	1	
Pol.	Horizontal	Vertical
14.47G ~14.5G Avg	<p>Site : 03CH20-HY Condition: AVG_54 3m HF_91200_02360_231030 HORIZONTAL</p>	<p>Site : 03CH20-HY Condition: AVG_54 3m HF_91200_02360_231030 VERTICAL</p>
	<p>Site : 03CH20-HY Condition: AVG_54 3m HF_91200_02360_231030 HORIZONTAL</p>	<p>Site : 03CH20-HY Condition: AVG_54 3m HF_91200_02360_231030 VERTICAL</p>



Mode	5																																																																																	
	Band Edge - L																																																																																	
	U-NII-1_5.15-5.25_802.11ac VHT20_CH44_5220MHz																																																																																	
ANT	1																																																																																	
Pol.	Horizontal	Fundamental																																																																																
Peak	 <p>Site : 03CH20-HY Condition: PEAK_BE_74 3m HF_91200_02360_231030 HORIZONTAL : RBW:1000.000kHz VBW:3000.000kHz SWT:Auto</p> <table border="1"> <thead> <tr> <th>Limit</th> <th>Read</th> <th>Ant</th> <th>Cable</th> <th>Preamp</th> <th>Aux</th> <th>APos</th> <th>TPos</th> <th>Remark</th> </tr> <tr> <th>Freq</th> <th>Level</th> <th>Line</th> <th>Margin</th> <th>Level</th> <th>Factor</th> <th>Loss</th> <th>Factor</th> <th>Factor</th> </tr> <tr> <th>MHz</th> <th>dBuV/m</th> <th>dBuV/m</th> <th>dB</th> <th>dBuV</th> <th>dB/m</th> <th>dB</th> <th>dB</th> <th>cm</th> </tr> </thead> <tbody> <tr> <td>1</td> <td>5036.72</td> <td>48.98</td> <td>74.00</td> <td>-25.02</td> <td>40.77</td> <td>33.10</td> <td>12.81</td> <td>37.70</td> <td>0.00</td> <td>121</td> <td>5</td> <td>PEAK</td> </tr> </tbody> </table>	Limit	Read	Ant	Cable	Preamp	Aux	APos	TPos	Remark	Freq	Level	Line	Margin	Level	Factor	Loss	Factor	Factor	MHz	dBuV/m	dBuV/m	dB	dBuV	dB/m	dB	dB	cm	1	5036.72	48.98	74.00	-25.02	40.77	33.10	12.81	37.70	0.00	121	5	PEAK	 <p>Site : 03CH20-HY Condition: PEAK(UNII) 3m HF_91200_02360_231030 HORIZONTAL : RBW:1000.000kHz VBW:3000.000kHz SWT:Auto</p> <table border="1"> <thead> <tr> <th>Limit</th> <th>Read</th> <th>Ant</th> <th>Cable</th> <th>Preamp</th> <th>Aux</th> <th>APos</th> <th>TPos</th> <th>Remark</th> </tr> <tr> <th>Freq</th> <th>Level</th> <th>Line</th> <th>Margin</th> <th>Level</th> <th>Factor</th> <th>Loss</th> <th>Factor</th> <th>Factor</th> </tr> <tr> <th>MHz</th> <th>dBuV/m</th> <th>dBuV/m</th> <th>dB</th> <th>dBuV</th> <th>dB/m</th> <th>dB</th> <th>dB</th> <th>cm</th> </tr> </thead> <tbody> <tr> <td>1</td> <td>5220.00</td> <td>101.10</td> <td>-----</td> <td>-----</td> <td>93.00</td> <td>32.94</td> <td>12.99</td> <td>37.83</td> <td>0.00</td> <td>121</td> <td>5</td> <td>PEAK</td> </tr> </tbody> </table>	Limit	Read	Ant	Cable	Preamp	Aux	APos	TPos	Remark	Freq	Level	Line	Margin	Level	Factor	Loss	Factor	Factor	MHz	dBuV/m	dBuV/m	dB	dBuV	dB/m	dB	dB	cm	1	5220.00	101.10	-----	-----	93.00	32.94	12.99	37.83	0.00	121	5	PEAK
Limit	Read	Ant	Cable	Preamp	Aux	APos	TPos	Remark																																																																										
Freq	Level	Line	Margin	Level	Factor	Loss	Factor	Factor																																																																										
MHz	dBuV/m	dBuV/m	dB	dBuV	dB/m	dB	dB	cm																																																																										
1	5036.72	48.98	74.00	-25.02	40.77	33.10	12.81	37.70	0.00	121	5	PEAK																																																																						
Limit	Read	Ant	Cable	Preamp	Aux	APos	TPos	Remark																																																																										
Freq	Level	Line	Margin	Level	Factor	Loss	Factor	Factor																																																																										
MHz	dBuV/m	dBuV/m	dB	dBuV	dB/m	dB	dB	cm																																																																										
1	5220.00	101.10	-----	-----	93.00	32.94	12.99	37.83	0.00	121	5	PEAK																																																																						
Avg	 <p>Site : 03CH20-HY Condition: AVG_BE_54 3m HF_91200_02360_231030 HORIZONTAL : RBW:1000.000kHz VBW:0.820kHz SWT:Auto</p> <table border="1"> <thead> <tr> <th>Limit</th> <th>Read</th> <th>Ant</th> <th>Cable</th> <th>Preamp</th> <th>Aux</th> <th>APos</th> <th>TPos</th> <th>Remark</th> </tr> <tr> <th>Freq</th> <th>Level</th> <th>Line</th> <th>Margin</th> <th>Level</th> <th>Factor</th> <th>Loss</th> <th>Factor</th> <th>Factor</th> </tr> <tr> <th>MHz</th> <th>dBuV/m</th> <th>dBuV/m</th> <th>dB</th> <th>dBuV</th> <th>dB/m</th> <th>dB</th> <th>dB</th> <th>cm</th> </tr> </thead> <tbody> <tr> <td>1</td> <td>5132.80</td> <td>39.30</td> <td>54.00</td> <td>-14.70</td> <td>31.20</td> <td>32.97</td> <td>12.90</td> <td>37.77</td> <td>0.00</td> <td>121</td> <td>5</td> <td>AVERAGE</td> </tr> </tbody> </table>	Limit	Read	Ant	Cable	Preamp	Aux	APos	TPos	Remark	Freq	Level	Line	Margin	Level	Factor	Loss	Factor	Factor	MHz	dBuV/m	dBuV/m	dB	dBuV	dB/m	dB	dB	cm	1	5132.80	39.30	54.00	-14.70	31.20	32.97	12.90	37.77	0.00	121	5	AVERAGE	 <p>Site : 03CH20-HY Condition: AVG_54 3m HF_91200_02360_231030 HORIZONTAL : RBW:1000.000kHz VBW:0.820kHz SWT:Auto</p> <table border="1"> <thead> <tr> <th>Limit</th> <th>Read</th> <th>Ant</th> <th>Cable</th> <th>Preamp</th> <th>Aux</th> <th>APos</th> <th>TPos</th> <th>Remark</th> </tr> <tr> <th>Freq</th> <th>Level</th> <th>Line</th> <th>Margin</th> <th>Level</th> <th>Factor</th> <th>Loss</th> <th>Factor</th> <th>Factor</th> </tr> <tr> <th>MHz</th> <th>dBuV/m</th> <th>dBuV/m</th> <th>dB</th> <th>dBuV</th> <th>dB/m</th> <th>dB</th> <th>dB</th> <th>cm</th> </tr> </thead> <tbody> <tr> <td>1</td> <td>5220.00</td> <td>94.73</td> <td>-----</td> <td>-----</td> <td>86.63</td> <td>32.94</td> <td>12.99</td> <td>37.83</td> <td>0.00</td> <td>121</td> <td>5</td> <td>AVERAGE</td> </tr> </tbody> </table>	Limit	Read	Ant	Cable	Preamp	Aux	APos	TPos	Remark	Freq	Level	Line	Margin	Level	Factor	Loss	Factor	Factor	MHz	dBuV/m	dBuV/m	dB	dBuV	dB/m	dB	dB	cm	1	5220.00	94.73	-----	-----	86.63	32.94	12.99	37.83	0.00	121	5	AVERAGE
Limit	Read	Ant	Cable	Preamp	Aux	APos	TPos	Remark																																																																										
Freq	Level	Line	Margin	Level	Factor	Loss	Factor	Factor																																																																										
MHz	dBuV/m	dBuV/m	dB	dBuV	dB/m	dB	dB	cm																																																																										
1	5132.80	39.30	54.00	-14.70	31.20	32.97	12.90	37.77	0.00	121	5	AVERAGE																																																																						
Limit	Read	Ant	Cable	Preamp	Aux	APos	TPos	Remark																																																																										
Freq	Level	Line	Margin	Level	Factor	Loss	Factor	Factor																																																																										
MHz	dBuV/m	dBuV/m	dB	dBuV	dB/m	dB	dB	cm																																																																										
1	5220.00	94.73	-----	-----	86.63	32.94	12.99	37.83	0.00	121	5	AVERAGE																																																																						



Mode	5																																														
	Band Edge - R																																														
	U-NII-1_5.15-5.25_802.11ac VHT20_CH44_5220MHz																																														
ANT	1																																														
Pol.	Horizontal	Fundamental																																													
Peak	<p>Site : 03CH20-HY Condition: PEAK_BE_74 3m HF_91200_02360_231030 HORIZONTAL : RBW:1000.000kHz VBW:3000.000kHz SMT:Auto</p> <table border="1"> <thead> <tr> <th>Limit</th> <th>Read</th> <th>Ant</th> <th>Cable</th> <th>Preamp</th> <th>Aux</th> <th>APos</th> <th>TPos</th> <th>Remark</th> </tr> <tr> <th>Freq</th> <th>Level</th> <th>Line</th> <th>Margin</th> <th>Level</th> <th>Factor</th> <th>Loss</th> <th>Factor</th> <th>Factor</th> </tr> <tr> <th>MHz</th> <th>dBuV/m</th> <th>dBuV/m</th> <th>dB</th> <th>dBuV</th> <th>dB/m</th> <th>dB</th> <th>dB</th> <th>dB</th> </tr> </thead> <tbody> <tr> <td>1 5392.80</td> <td>47.23</td> <td>74.00</td> <td>-26.77</td> <td>39.22</td> <td>32.71</td> <td>13.25</td> <td>37.95</td> <td>0.00</td> </tr> <tr> <td></td> <td></td> <td></td> <td></td> <td></td> <td></td> <td></td> <td></td> <td>121 5 PEAK</td> </tr> </tbody> </table>	Limit	Read	Ant	Cable	Preamp	Aux	APos	TPos	Remark	Freq	Level	Line	Margin	Level	Factor	Loss	Factor	Factor	MHz	dBuV/m	dBuV/m	dB	dBuV	dB/m	dB	dB	dB	1 5392.80	47.23	74.00	-26.77	39.22	32.71	13.25	37.95	0.00									121 5 PEAK	Blank
Limit	Read	Ant	Cable	Preamp	Aux	APos	TPos	Remark																																							
Freq	Level	Line	Margin	Level	Factor	Loss	Factor	Factor																																							
MHz	dBuV/m	dBuV/m	dB	dBuV	dB/m	dB	dB	dB																																							
1 5392.80	47.23	74.00	-26.77	39.22	32.71	13.25	37.95	0.00																																							
								121 5 PEAK																																							
Avg	<p>Site : 03CH20-HY Condition: AVG_BE_54 3m HF_91200_02360_231030 HORIZONTAL : RBW:1000.000kHz VBW:0.820kHz SMT:Auto</p> <table border="1"> <thead> <tr> <th>Limit</th> <th>Read</th> <th>Ant</th> <th>Cable</th> <th>Preamp</th> <th>Aux</th> <th>APos</th> <th>TPos</th> <th>Remark</th> </tr> <tr> <th>Freq</th> <th>Level</th> <th>Line</th> <th>Margin</th> <th>Level</th> <th>Factor</th> <th>Loss</th> <th>Factor</th> <th>Factor</th> </tr> <tr> <th>MHz</th> <th>dBuV/m</th> <th>dBuV/m</th> <th>dB</th> <th>dBuV</th> <th>dB/m</th> <th>dB</th> <th>dB</th> <th>dB</th> </tr> </thead> <tbody> <tr> <td>1 5355.60</td> <td>37.95</td> <td>54.00</td> <td>-16.05</td> <td>29.90</td> <td>32.79</td> <td>13.19</td> <td>37.93</td> <td>0.00</td> </tr> <tr> <td></td> <td></td> <td></td> <td></td> <td></td> <td></td> <td></td> <td></td> <td>121 5 AVERAGE</td> </tr> </tbody> </table>	Limit	Read	Ant	Cable	Preamp	Aux	APos	TPos	Remark	Freq	Level	Line	Margin	Level	Factor	Loss	Factor	Factor	MHz	dBuV/m	dBuV/m	dB	dBuV	dB/m	dB	dB	dB	1 5355.60	37.95	54.00	-16.05	29.90	32.79	13.19	37.93	0.00									121 5 AVERAGE	Blank
Limit	Read	Ant	Cable	Preamp	Aux	APos	TPos	Remark																																							
Freq	Level	Line	Margin	Level	Factor	Loss	Factor	Factor																																							
MHz	dBuV/m	dBuV/m	dB	dBuV	dB/m	dB	dB	dB																																							
1 5355.60	37.95	54.00	-16.05	29.90	32.79	13.19	37.93	0.00																																							
								121 5 AVERAGE																																							



Mode	5																																																																																			
	Band Edge - L																																																																																			
	U-NII-1_5.15-5.25_802.11ac VHT20_CH44_5220MHz																																																																																			
ANT	1																																																																																			
Pol.	Vertical	Fundamental																																																																																		
Peak	<p>Site : 03CH20-HY Condition: PEAK_BE_74 3m HF_91200_02360_231030 VERTICAL : RBW:1000.000kHz VBW:3000.000kHz SWT:Auto</p> <table border="1"> <thead> <tr> <th>Limit</th> <th>Read</th> <th>Ant</th> <th>Cable</th> <th>Preamp</th> <th>Aux</th> <th>APos</th> <th>TPos</th> <th>Remark</th> </tr> <tr> <th>Freq</th> <th>Level</th> <th>Line</th> <th>Margin</th> <th>Level</th> <th>Factor</th> <th>Loss</th> <th>Factor</th> <th>Factor</th> </tr> <tr> <th>MHz</th> <th>dBuV/m</th> <th>dBuV/m</th> <th>dB</th> <th>dBuV</th> <th>dB/m</th> <th>dB</th> <th>dB</th> <th>cm</th> <th>deg</th> </tr> </thead> <tbody> <tr> <td>1</td> <td>5132.22</td> <td>48.22</td> <td>74.00</td> <td>-25.78</td> <td>40.12</td> <td>32.97</td> <td>12.90</td> <td>37.77</td> <td>0.00</td> <td>102</td> <td>344</td> <td>PEAK</td> </tr> </tbody> </table>	Limit	Read	Ant	Cable	Preamp	Aux	APos	TPos	Remark	Freq	Level	Line	Margin	Level	Factor	Loss	Factor	Factor	MHz	dBuV/m	dBuV/m	dB	dBuV	dB/m	dB	dB	cm	deg	1	5132.22	48.22	74.00	-25.78	40.12	32.97	12.90	37.77	0.00	102	344	PEAK	<p>Site : 03CH20-HY Condition: PEAK(UNII) 3m HF_91200_02360_231030 VERTICAL : RBW:1000.000kHz VBW:3000.000kHz SWT:Auto</p> <table border="1"> <thead> <tr> <th>Limit</th> <th>Read</th> <th>Ant</th> <th>Cable</th> <th>Preamp</th> <th>Aux</th> <th>APos</th> <th>TPos</th> <th>Remark</th> </tr> <tr> <th>Freq</th> <th>Level</th> <th>Line</th> <th>Margin</th> <th>Level</th> <th>Factor</th> <th>Loss</th> <th>Factor</th> <th>Factor</th> </tr> <tr> <th>MHz</th> <th>dBuV/m</th> <th>dBuV/m</th> <th>dB</th> <th>dBuV</th> <th>dB/m</th> <th>dB</th> <th>dB</th> <th>cm</th> <th>deg</th> </tr> </thead> <tbody> <tr> <td>1</td> <td>5220.00</td> <td>94.26</td> <td>-----</td> <td>-----</td> <td>86.16</td> <td>32.94</td> <td>12.99</td> <td>37.83</td> <td>0.00</td> <td>102</td> <td>344</td> <td>PEAK</td> </tr> </tbody> </table>	Limit	Read	Ant	Cable	Preamp	Aux	APos	TPos	Remark	Freq	Level	Line	Margin	Level	Factor	Loss	Factor	Factor	MHz	dBuV/m	dBuV/m	dB	dBuV	dB/m	dB	dB	cm	deg	1	5220.00	94.26	-----	-----	86.16	32.94	12.99	37.83	0.00	102	344	PEAK
	Limit	Read	Ant	Cable	Preamp	Aux	APos	TPos	Remark																																																																											
Freq	Level	Line	Margin	Level	Factor	Loss	Factor	Factor																																																																												
MHz	dBuV/m	dBuV/m	dB	dBuV	dB/m	dB	dB	cm	deg																																																																											
1	5132.22	48.22	74.00	-25.78	40.12	32.97	12.90	37.77	0.00	102	344	PEAK																																																																								
Limit	Read	Ant	Cable	Preamp	Aux	APos	TPos	Remark																																																																												
Freq	Level	Line	Margin	Level	Factor	Loss	Factor	Factor																																																																												
MHz	dBuV/m	dBuV/m	dB	dBuV	dB/m	dB	dB	cm	deg																																																																											
1	5220.00	94.26	-----	-----	86.16	32.94	12.99	37.83	0.00	102	344	PEAK																																																																								
Avg	<p>Site : 03CH20-HY Condition: AVG_BE_54 3m HF_91200_02360_231030 VERTICAL : RBW:1000.000kHz VBW:0.820kHz SWT:Auto</p> <table border="1"> <thead> <tr> <th>Limit</th> <th>Read</th> <th>Ant</th> <th>Cable</th> <th>Preamp</th> <th>Aux</th> <th>APos</th> <th>TPos</th> <th>Remark</th> </tr> <tr> <th>Freq</th> <th>Level</th> <th>Line</th> <th>Margin</th> <th>Level</th> <th>Factor</th> <th>Loss</th> <th>Factor</th> <th>Factor</th> </tr> <tr> <th>MHz</th> <th>dBuV/m</th> <th>dBuV/m</th> <th>dB</th> <th>dBuV</th> <th>dB/m</th> <th>dB</th> <th>dB</th> <th>cm</th> <th>deg</th> </tr> </thead> <tbody> <tr> <td>1</td> <td>5089.54</td> <td>38.86</td> <td>54.00</td> <td>-15.14</td> <td>30.63</td> <td>33.10</td> <td>12.86</td> <td>37.73</td> <td>0.00</td> <td>102</td> <td>344</td> <td>AVERAGE</td> </tr> </tbody> </table>	Limit	Read	Ant	Cable	Preamp	Aux	APos	TPos	Remark	Freq	Level	Line	Margin	Level	Factor	Loss	Factor	Factor	MHz	dBuV/m	dBuV/m	dB	dBuV	dB/m	dB	dB	cm	deg	1	5089.54	38.86	54.00	-15.14	30.63	33.10	12.86	37.73	0.00	102	344	AVERAGE	<p>Site : 03CH20-HY Condition: AVG_54 3m HF_91200_02360_231030 VERTICAL : RBW:1000.000kHz VBW:0.820kHz SWT:Auto</p> <table border="1"> <thead> <tr> <th>Limit</th> <th>Read</th> <th>Ant</th> <th>Cable</th> <th>Preamp</th> <th>Aux</th> <th>APos</th> <th>TPos</th> <th>Remark</th> </tr> <tr> <th>Freq</th> <th>Level</th> <th>Line</th> <th>Margin</th> <th>Level</th> <th>Factor</th> <th>Loss</th> <th>Factor</th> <th>Factor</th> </tr> <tr> <th>MHz</th> <th>dBuV/m</th> <th>dBuV/m</th> <th>dB</th> <th>dBuV</th> <th>dB/m</th> <th>dB</th> <th>dB</th> <th>cm</th> <th>deg</th> </tr> </thead> <tbody> <tr> <td>1</td> <td>5220.00</td> <td>87.88</td> <td>-----</td> <td>-----</td> <td>79.76</td> <td>32.95</td> <td>13.00</td> <td>37.83</td> <td>0.00</td> <td>102</td> <td>344</td> <td>AVERAGE</td> </tr> </tbody> </table>	Limit	Read	Ant	Cable	Preamp	Aux	APos	TPos	Remark	Freq	Level	Line	Margin	Level	Factor	Loss	Factor	Factor	MHz	dBuV/m	dBuV/m	dB	dBuV	dB/m	dB	dB	cm	deg	1	5220.00	87.88	-----	-----	79.76	32.95	13.00	37.83	0.00	102	344	AVERAGE
Limit	Read	Ant	Cable	Preamp	Aux	APos	TPos	Remark																																																																												
Freq	Level	Line	Margin	Level	Factor	Loss	Factor	Factor																																																																												
MHz	dBuV/m	dBuV/m	dB	dBuV	dB/m	dB	dB	cm	deg																																																																											
1	5089.54	38.86	54.00	-15.14	30.63	33.10	12.86	37.73	0.00	102	344	AVERAGE																																																																								
Limit	Read	Ant	Cable	Preamp	Aux	APos	TPos	Remark																																																																												
Freq	Level	Line	Margin	Level	Factor	Loss	Factor	Factor																																																																												
MHz	dBuV/m	dBuV/m	dB	dBuV	dB/m	dB	dB	cm	deg																																																																											
1	5220.00	87.88	-----	-----	79.76	32.95	13.00	37.83	0.00	102	344	AVERAGE																																																																								



Mode	5																																									
	Band Edge - R																																									
	U-NII-1_5.15-5.25_802.11ac VHT20_CH44_5220MHz																																									
ANT	1																																									
Pol.	Vertical	Fundamental																																								
Peak	<p>Site : 03CH20-HY Condition: PEAK_BE_74 3m HF_91200_02360_231030 VERTICAL : RBW:1000.000kHz VBW:3000.000kHz SMT:Auto</p> <table border="1"> <thead> <tr> <th>Limit</th> <th>Read</th> <th>Ant</th> <th>Cable</th> <th>Preamp</th> <th>Aux</th> <th>APos</th> <th>TPos</th> <th>Remark</th> </tr> <tr> <th>Freq</th> <th>Level</th> <th>Line</th> <th>Margin</th> <th>Level</th> <th>Factor</th> <th>Loss</th> <th>Factor</th> <th>Factor</th> </tr> <tr> <th>MHz</th> <th>dBuV/m</th> <th>dBuV/m</th> <th>dB</th> <th>dBuV</th> <th>dB/m</th> <th>dB</th> <th>dB</th> <th>cm</th> </tr> </thead> <tbody> <tr> <td>1</td> <td>5363.76</td> <td>47.61</td> <td>74.00</td> <td>-26.39</td> <td>39.56</td> <td>32.77</td> <td>13.21</td> <td>37.93</td> <td>0.00</td> <td>102</td> <td>344</td> <td>PEAK</td> </tr> </tbody> </table>	Limit	Read	Ant	Cable	Preamp	Aux	APos	TPos	Remark	Freq	Level	Line	Margin	Level	Factor	Loss	Factor	Factor	MHz	dBuV/m	dBuV/m	dB	dBuV	dB/m	dB	dB	cm	1	5363.76	47.61	74.00	-26.39	39.56	32.77	13.21	37.93	0.00	102	344	PEAK	Blank
Limit	Read	Ant	Cable	Preamp	Aux	APos	TPos	Remark																																		
Freq	Level	Line	Margin	Level	Factor	Loss	Factor	Factor																																		
MHz	dBuV/m	dBuV/m	dB	dBuV	dB/m	dB	dB	cm																																		
1	5363.76	47.61	74.00	-26.39	39.56	32.77	13.21	37.93	0.00	102	344	PEAK																														
Avg	<p>Site : 03CH20-HY Condition: AVG_BE_54 3m HF_91200_02360_231030 VERTICAL : RBW:1000.000kHz VBW:0.820kHz SMT:Auto</p> <table border="1"> <thead> <tr> <th>Limit</th> <th>Read</th> <th>Ant</th> <th>Cable</th> <th>Preamp</th> <th>Aux</th> <th>APos</th> <th>TPos</th> <th>Remark</th> </tr> <tr> <th>Freq</th> <th>Level</th> <th>Line</th> <th>Margin</th> <th>Level</th> <th>Factor</th> <th>Loss</th> <th>Factor</th> <th>Factor</th> </tr> <tr> <th>MHz</th> <th>dBuV/m</th> <th>dBuV/m</th> <th>dB</th> <th>dBuV</th> <th>dB/m</th> <th>dB</th> <th>dB</th> <th>cm</th> </tr> </thead> <tbody> <tr> <td>1</td> <td>5450.32</td> <td>36.95</td> <td>54.00</td> <td>-17.05</td> <td>28.02</td> <td>32.00</td> <td>13.33</td> <td>30.00</td> <td>0.00</td> <td>102</td> <td>344</td> <td>AVERAGE</td> </tr> </tbody> </table>	Limit	Read	Ant	Cable	Preamp	Aux	APos	TPos	Remark	Freq	Level	Line	Margin	Level	Factor	Loss	Factor	Factor	MHz	dBuV/m	dBuV/m	dB	dBuV	dB/m	dB	dB	cm	1	5450.32	36.95	54.00	-17.05	28.02	32.00	13.33	30.00	0.00	102	344	AVERAGE	Blank
Limit	Read	Ant	Cable	Preamp	Aux	APos	TPos	Remark																																		
Freq	Level	Line	Margin	Level	Factor	Loss	Factor	Factor																																		
MHz	dBuV/m	dBuV/m	dB	dBuV	dB/m	dB	dB	cm																																		
1	5450.32	36.95	54.00	-17.05	28.02	32.00	13.33	30.00	0.00	102	344	AVERAGE																														



Mode	5																																																																																																																																			
	Harmonic																																																																																																																																			
	U-NII-1_5.15-5.25_802.11ac VHT20_CH44_5220MHz																																																																																																																																			
ANT	1																																																																																																																																			
Pol.	Horizontal	Vertical																																																																																																																																		
Peak Avg	<p>Site : 03CH20-HY Condition: PEAK(UNII) 3m HF_91200_02360_231030 HORIZONTAL</p> <table border="1"> <thead> <tr> <th>Peak</th> <th>Freq</th> <th>Level</th> <th>Limit</th> <th>Line Margin</th> <th>Read</th> <th>Ant</th> <th>Cable</th> <th>Preamp</th> <th>Aux</th> <th>APos</th> <th>TPos</th> <th>Remark</th> </tr> <tr> <th></th> <th>MHz</th> <th>dBuV/m</th> <th>dBuV/m</th> <th>dB</th> <th>dBuV</th> <th>dB/m</th> <th>dB</th> <th>dB</th> <th>dB</th> <th>cm</th> <th>deg</th> <th></th> </tr> </thead> <tbody> <tr> <td>1</td> <td>10440.00</td> <td>50.39</td> <td>68.20</td> <td>-17.81</td> <td>34.24</td> <td>38.60</td> <td>18.51</td> <td>41.47</td> <td>0.51</td> <td>--</td> <td>--</td> <td>PEAK</td> </tr> <tr> <td>2</td> <td>15660.00</td> <td>52.19</td> <td>74.00</td> <td>-21.81</td> <td>35.31</td> <td>38.12</td> <td>22.91</td> <td>44.62</td> <td>0.47</td> <td>200</td> <td>277</td> <td>PEAK</td> </tr> <tr> <td>3</td> <td>15660.00</td> <td>42.02</td> <td>54.00</td> <td>-11.98</td> <td>25.14</td> <td>38.12</td> <td>22.91</td> <td>44.62</td> <td>0.47</td> <td>200</td> <td>277</td> <td>Average</td> </tr> </tbody> </table>	Peak	Freq	Level	Limit	Line Margin	Read	Ant	Cable	Preamp	Aux	APos	TPos	Remark		MHz	dBuV/m	dBuV/m	dB	dBuV	dB/m	dB	dB	dB	cm	deg		1	10440.00	50.39	68.20	-17.81	34.24	38.60	18.51	41.47	0.51	--	--	PEAK	2	15660.00	52.19	74.00	-21.81	35.31	38.12	22.91	44.62	0.47	200	277	PEAK	3	15660.00	42.02	54.00	-11.98	25.14	38.12	22.91	44.62	0.47	200	277	Average	<p>Site : 03CH20-HY Condition: PEAK(UNII) 3m HF_91200_02360_231030 VERTICAL</p> <table border="1"> <thead> <tr> <th>Peak</th> <th>Freq</th> <th>Level</th> <th>Limit</th> <th>Line Margin</th> <th>Read</th> <th>Ant</th> <th>Cable</th> <th>Preamp</th> <th>Aux</th> <th>APos</th> <th>TPos</th> <th>Remark</th> </tr> <tr> <th></th> <th>MHz</th> <th>dBuV/m</th> <th>dBuV/m</th> <th>dB</th> <th>dBuV</th> <th>dB/m</th> <th>dB</th> <th>dB</th> <th>dB</th> <th>cm</th> <th>deg</th> <th></th> </tr> </thead> <tbody> <tr> <td>1</td> <td>10440.00</td> <td>49.83</td> <td>68.20</td> <td>-18.37</td> <td>33.68</td> <td>38.60</td> <td>18.51</td> <td>41.47</td> <td>0.51</td> <td>--</td> <td>--</td> <td>PEAK</td> </tr> <tr> <td>2</td> <td>15660.00</td> <td>51.35</td> <td>74.00</td> <td>-22.65</td> <td>34.47</td> <td>38.12</td> <td>22.91</td> <td>44.62</td> <td>0.47</td> <td>100</td> <td>195</td> <td>PEAK</td> </tr> <tr> <td>3</td> <td>15660.00</td> <td>41.91</td> <td>54.00</td> <td>-12.09</td> <td>25.03</td> <td>38.12</td> <td>22.91</td> <td>44.62</td> <td>0.47</td> <td>100</td> <td>195</td> <td>Average</td> </tr> </tbody> </table>	Peak	Freq	Level	Limit	Line Margin	Read	Ant	Cable	Preamp	Aux	APos	TPos	Remark		MHz	dBuV/m	dBuV/m	dB	dBuV	dB/m	dB	dB	dB	cm	deg		1	10440.00	49.83	68.20	-18.37	33.68	38.60	18.51	41.47	0.51	--	--	PEAK	2	15660.00	51.35	74.00	-22.65	34.47	38.12	22.91	44.62	0.47	100	195	PEAK	3	15660.00	41.91	54.00	-12.09	25.03	38.12	22.91	44.62	0.47	100	195	Average
	Peak	Freq	Level	Limit	Line Margin	Read	Ant	Cable	Preamp	Aux	APos	TPos	Remark																																																																																																																							
	MHz	dBuV/m	dBuV/m	dB	dBuV	dB/m	dB	dB	dB	cm	deg																																																																																																																									
1	10440.00	50.39	68.20	-17.81	34.24	38.60	18.51	41.47	0.51	--	--	PEAK																																																																																																																								
2	15660.00	52.19	74.00	-21.81	35.31	38.12	22.91	44.62	0.47	200	277	PEAK																																																																																																																								
3	15660.00	42.02	54.00	-11.98	25.14	38.12	22.91	44.62	0.47	200	277	Average																																																																																																																								
Peak	Freq	Level	Limit	Line Margin	Read	Ant	Cable	Preamp	Aux	APos	TPos	Remark																																																																																																																								
	MHz	dBuV/m	dBuV/m	dB	dBuV	dB/m	dB	dB	dB	cm	deg																																																																																																																									
1	10440.00	49.83	68.20	-18.37	33.68	38.60	18.51	41.47	0.51	--	--	PEAK																																																																																																																								
2	15660.00	51.35	74.00	-22.65	34.47	38.12	22.91	44.62	0.47	100	195	PEAK																																																																																																																								
3	15660.00	41.91	54.00	-12.09	25.03	38.12	22.91	44.62	0.47	100	195	Average																																																																																																																								





	5	
<b>Mode</b>	<b>Harmonic</b>	
	<b>U-NII-1_5.15-5.25_802.11ac VHT20_CH44_5220MHz</b>	
<b>ANT</b>	1	
<b>Pol.</b>	<b>Horizontal</b>	<b>Vertical</b>
<b>14.47G</b> <b>~14.5G</b> <b>Avg</b>	<p>Site : 03CH20-HY Condition: AVG_54 3m HF_91200_02360_231030 HORIZONTAL</p>	<p>Site : 03CH20-HY Condition: AVG_54 3m HF_91200_02360_231030 VERTICAL</p>
	<p>Site : 03CH20-HY Condition: AVG_54 3m HF_91200_02360_231030 HORIZONTAL</p>	<p>Site : 03CH20-HY Condition: AVG_54 3m HF_91200_02360_231030 VERTICAL</p>



Mode	6																																																																																			
	Band Edge - L																																																																																			
	U-NII-1_5.15-5.25_802.11ac VHT20_CH48_5240MHz																																																																																			
ANT	1																																																																																			
Pol.	Horizontal	Fundamental																																																																																		
Peak	<p>Site : 03CH20-HY Condition: PEAK_BE_74 3m HF_91200_02360_231030 HORIZONTAL : RBW:1000.000kHz VBW:3000.000kHz SWT:Auto</p> <table border="1"> <thead> <tr> <th>Limit</th> <th>Read</th> <th>Ant</th> <th>Cable</th> <th>Preamp</th> <th>Aux</th> <th>APos</th> <th>TPos</th> <th>Remark</th> </tr> <tr> <th>Freq</th> <th>Level</th> <th>Line</th> <th>Margin</th> <th>Level</th> <th>Factor</th> <th>Loss</th> <th>Factor</th> <th>Factor</th> </tr> <tr> <th>MHz</th> <th>dBuV/m</th> <th>dBuV/m</th> <th>dB</th> <th>dBuV</th> <th>dB/m</th> <th>dB</th> <th>dB</th> <th>cm</th> <th>deg</th> </tr> </thead> <tbody> <tr> <td>1</td> <td>5101.28</td> <td>48.93</td> <td>74.00</td> <td>-25.07</td> <td>40.71</td> <td>33.09</td> <td>12.87</td> <td>37.74</td> <td>0.00</td> <td>100</td> <td>5</td> <td>PEAK</td> </tr> </tbody> </table>	Limit	Read	Ant	Cable	Preamp	Aux	APos	TPos	Remark	Freq	Level	Line	Margin	Level	Factor	Loss	Factor	Factor	MHz	dBuV/m	dBuV/m	dB	dBuV	dB/m	dB	dB	cm	deg	1	5101.28	48.93	74.00	-25.07	40.71	33.09	12.87	37.74	0.00	100	5	PEAK	<p>Site : 03CH20-HY Condition: PEAK(UNII) 3m HF_91200_02360_231030 HORIZONTAL : RBW:1000.000kHz VBW:3000.000kHz SWT:Auto</p> <table border="1"> <thead> <tr> <th>Limit</th> <th>Read</th> <th>Ant</th> <th>Cable</th> <th>Preamp</th> <th>Aux</th> <th>APos</th> <th>TPos</th> <th>Remark</th> </tr> <tr> <th>Freq</th> <th>Level</th> <th>Line</th> <th>Margin</th> <th>Level</th> <th>Factor</th> <th>Loss</th> <th>Factor</th> <th>Factor</th> </tr> <tr> <th>MHz</th> <th>dBuV/m</th> <th>dBuV/m</th> <th>dB</th> <th>dBuV</th> <th>dB/m</th> <th>dB</th> <th>dB</th> <th>cm</th> <th>deg</th> </tr> </thead> <tbody> <tr> <td>1</td> <td>5240.00</td> <td>102.47</td> <td>-----</td> <td>-----</td> <td>94.31</td> <td>32.98</td> <td>13.02</td> <td>37.84</td> <td>0.00</td> <td>100</td> <td>5</td> <td>PEAK</td> </tr> </tbody> </table>	Limit	Read	Ant	Cable	Preamp	Aux	APos	TPos	Remark	Freq	Level	Line	Margin	Level	Factor	Loss	Factor	Factor	MHz	dBuV/m	dBuV/m	dB	dBuV	dB/m	dB	dB	cm	deg	1	5240.00	102.47	-----	-----	94.31	32.98	13.02	37.84	0.00	100	5	PEAK
Limit	Read	Ant	Cable	Preamp	Aux	APos	TPos	Remark																																																																												
Freq	Level	Line	Margin	Level	Factor	Loss	Factor	Factor																																																																												
MHz	dBuV/m	dBuV/m	dB	dBuV	dB/m	dB	dB	cm	deg																																																																											
1	5101.28	48.93	74.00	-25.07	40.71	33.09	12.87	37.74	0.00	100	5	PEAK																																																																								
Limit	Read	Ant	Cable	Preamp	Aux	APos	TPos	Remark																																																																												
Freq	Level	Line	Margin	Level	Factor	Loss	Factor	Factor																																																																												
MHz	dBuV/m	dBuV/m	dB	dBuV	dB/m	dB	dB	cm	deg																																																																											
1	5240.00	102.47	-----	-----	94.31	32.98	13.02	37.84	0.00	100	5	PEAK																																																																								
Avg	<p>Site : 03CH20-HY Condition: AVG_BE_54 3m HF_91200_02360_231030 HORIZONTAL : RBW:1000.000kHz VBW:0.820kHz SWT:Auto</p> <table border="1"> <thead> <tr> <th>Limit</th> <th>Read</th> <th>Ant</th> <th>Cable</th> <th>Preamp</th> <th>Aux</th> <th>APos</th> <th>TPos</th> <th>Remark</th> </tr> <tr> <th>Freq</th> <th>Level</th> <th>Line</th> <th>Margin</th> <th>Level</th> <th>Factor</th> <th>Loss</th> <th>Factor</th> <th>Factor</th> </tr> <tr> <th>MHz</th> <th>dBuV/m</th> <th>dBuV/m</th> <th>dB</th> <th>dBuV</th> <th>dB/m</th> <th>dB</th> <th>dB</th> <th>cm</th> <th>deg</th> </tr> </thead> <tbody> <tr> <td>1</td> <td>5146.80</td> <td>39.24</td> <td>54.00</td> <td>-14.76</td> <td>31.20</td> <td>32.91</td> <td>12.91</td> <td>37.78</td> <td>0.00</td> <td>100</td> <td>5</td> <td>AVERAGE</td> </tr> </tbody> </table>	Limit	Read	Ant	Cable	Preamp	Aux	APos	TPos	Remark	Freq	Level	Line	Margin	Level	Factor	Loss	Factor	Factor	MHz	dBuV/m	dBuV/m	dB	dBuV	dB/m	dB	dB	cm	deg	1	5146.80	39.24	54.00	-14.76	31.20	32.91	12.91	37.78	0.00	100	5	AVERAGE	<p>Site : 03CH20-HY Condition: AVG_54 3m HF_91200_02360_231030 HORIZONTAL : RBW:1000.000kHz VBW:0.820kHz SWT:Auto</p> <table border="1"> <thead> <tr> <th>Limit</th> <th>Read</th> <th>Ant</th> <th>Cable</th> <th>Preamp</th> <th>Aux</th> <th>APos</th> <th>TPos</th> <th>Remark</th> </tr> <tr> <th>Freq</th> <th>Level</th> <th>Line</th> <th>Margin</th> <th>Level</th> <th>Factor</th> <th>Loss</th> <th>Factor</th> <th>Factor</th> </tr> <tr> <th>MHz</th> <th>dBuV/m</th> <th>dBuV/m</th> <th>dB</th> <th>dBuV</th> <th>dB/m</th> <th>dB</th> <th>dB</th> <th>cm</th> <th>deg</th> </tr> </thead> <tbody> <tr> <td>1</td> <td>5240.00</td> <td>95.27</td> <td>-----</td> <td>-----</td> <td>87.11</td> <td>32.98</td> <td>13.02</td> <td>37.84</td> <td>0.00</td> <td>100</td> <td>5</td> <td>AVERAGE</td> </tr> </tbody> </table>	Limit	Read	Ant	Cable	Preamp	Aux	APos	TPos	Remark	Freq	Level	Line	Margin	Level	Factor	Loss	Factor	Factor	MHz	dBuV/m	dBuV/m	dB	dBuV	dB/m	dB	dB	cm	deg	1	5240.00	95.27	-----	-----	87.11	32.98	13.02	37.84	0.00	100	5	AVERAGE
Limit	Read	Ant	Cable	Preamp	Aux	APos	TPos	Remark																																																																												
Freq	Level	Line	Margin	Level	Factor	Loss	Factor	Factor																																																																												
MHz	dBuV/m	dBuV/m	dB	dBuV	dB/m	dB	dB	cm	deg																																																																											
1	5146.80	39.24	54.00	-14.76	31.20	32.91	12.91	37.78	0.00	100	5	AVERAGE																																																																								
Limit	Read	Ant	Cable	Preamp	Aux	APos	TPos	Remark																																																																												
Freq	Level	Line	Margin	Level	Factor	Loss	Factor	Factor																																																																												
MHz	dBuV/m	dBuV/m	dB	dBuV	dB/m	dB	dB	cm	deg																																																																											
1	5240.00	95.27	-----	-----	87.11	32.98	13.02	37.84	0.00	100	5	AVERAGE																																																																								

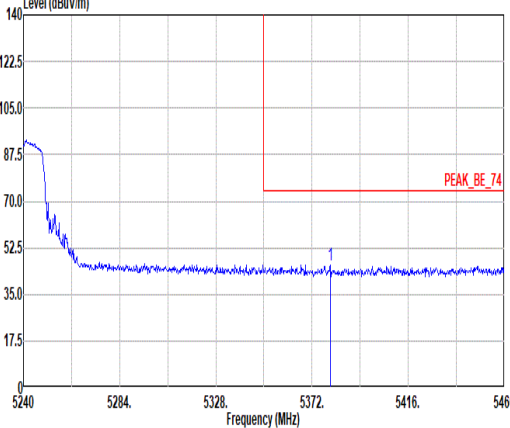
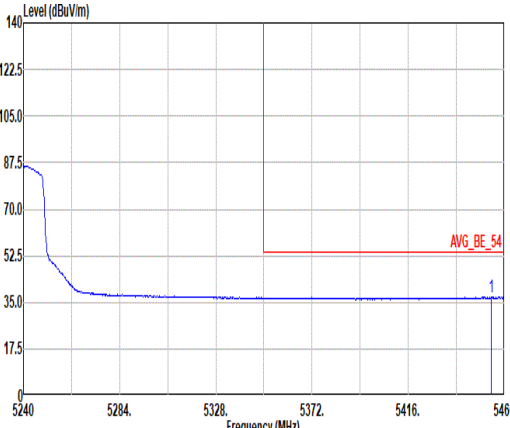


Mode	6																																								
	Band Edge - R																																								
	U-NII-1_5.15-5.25_802.11ac VHT20_CH48_5240MHz																																								
ANT	1																																								
Pol.	Horizontal	Fundamental																																							
Peak	<p>Site : 03CH20-HY Condition: PEAK_BE_74 3m HF_91200_02360_231030 HORIZONTAL : RBW:1000.000kHz VBW:3000.000kHz SMT:Auto</p> <table border="1"> <thead> <tr> <th>Limit</th> <th>Read</th> <th>Ant</th> <th>Cable</th> <th>Preamp</th> <th>Aux</th> <th>APos</th> <th>TPos</th> <th>Remark</th> </tr> <tr> <th>Freq</th> <th>Level</th> <th>Line</th> <th>Margin</th> <th>Level</th> <th>Factor</th> <th>Loss</th> <th>Factor</th> <th>Factor</th> </tr> <tr> <th>MHz</th> <th>dBuV/m</th> <th>dBuV/m</th> <th>dB</th> <th>dBuV</th> <th>dB/m</th> <th>dB</th> <th>dB</th> <th>cm</th> <th>deg</th> </tr> </thead> <tbody> <tr> <td>1 5355.50</td> <td>48.16</td> <td>74.00</td> <td>-25.84</td> <td>40.11</td> <td>32.79</td> <td>13.19</td> <td>37.93</td> <td>0.00</td> <td>100</td> <td>5 PEAK</td> </tr> </tbody> </table>	Limit	Read	Ant	Cable	Preamp	Aux	APos	TPos	Remark	Freq	Level	Line	Margin	Level	Factor	Loss	Factor	Factor	MHz	dBuV/m	dBuV/m	dB	dBuV	dB/m	dB	dB	cm	deg	1 5355.50	48.16	74.00	-25.84	40.11	32.79	13.19	37.93	0.00	100	5 PEAK	Blank
Limit	Read	Ant	Cable	Preamp	Aux	APos	TPos	Remark																																	
Freq	Level	Line	Margin	Level	Factor	Loss	Factor	Factor																																	
MHz	dBuV/m	dBuV/m	dB	dBuV	dB/m	dB	dB	cm	deg																																
1 5355.50	48.16	74.00	-25.84	40.11	32.79	13.19	37.93	0.00	100	5 PEAK																															
Avg	<p>Site : 03CH20-HY Condition: AVG_BE_54 3m HF_91200_02360_231030 HORIZONTAL : RBW:1000.000kHz VBW:0.820kHz SMT:Auto</p> <table border="1"> <thead> <tr> <th>Limit</th> <th>Read</th> <th>Ant</th> <th>Cable</th> <th>Preamp</th> <th>Aux</th> <th>APos</th> <th>TPos</th> <th>Remark</th> </tr> <tr> <th>Freq</th> <th>Level</th> <th>Line</th> <th>Margin</th> <th>Level</th> <th>Factor</th> <th>Loss</th> <th>Factor</th> <th>Factor</th> </tr> <tr> <th>MHz</th> <th>dBuV/m</th> <th>dBuV/m</th> <th>dB</th> <th>dBuV</th> <th>dB/m</th> <th>dB</th> <th>dB</th> <th>cm</th> <th>deg</th> </tr> </thead> <tbody> <tr> <td>1 5350.66</td> <td>38.17</td> <td>54.00</td> <td>-15.83</td> <td>30.10</td> <td>32.00</td> <td>13.19</td> <td>37.92</td> <td>0.00</td> <td>100</td> <td>5 AVERAGE</td> </tr> </tbody> </table>	Limit	Read	Ant	Cable	Preamp	Aux	APos	TPos	Remark	Freq	Level	Line	Margin	Level	Factor	Loss	Factor	Factor	MHz	dBuV/m	dBuV/m	dB	dBuV	dB/m	dB	dB	cm	deg	1 5350.66	38.17	54.00	-15.83	30.10	32.00	13.19	37.92	0.00	100	5 AVERAGE	Blank
Limit	Read	Ant	Cable	Preamp	Aux	APos	TPos	Remark																																	
Freq	Level	Line	Margin	Level	Factor	Loss	Factor	Factor																																	
MHz	dBuV/m	dBuV/m	dB	dBuV	dB/m	dB	dB	cm	deg																																
1 5350.66	38.17	54.00	-15.83	30.10	32.00	13.19	37.92	0.00	100	5 AVERAGE																															



Mode	6																																																																																			
	Band Edge - L																																																																																			
	U-NII-1_5.15-5.25_802.11ac VHT20_CH48_5240MHz																																																																																			
ANT	1																																																																																			
Pol.	Vertical	Fundamental																																																																																		
Peak	<p>Site : 03CH20-HY Condition: PEAK_BE_74 3m HF_91200_02360_231030 VERTICAL : RBW:1000.000kHz VBW:3000.000kHz SWT:Auto</p> <table border="1"> <thead> <tr> <th>Limit</th> <th>Read</th> <th>Ant</th> <th>Cable</th> <th>Preamp</th> <th>Aux</th> <th>APos</th> <th>TPos</th> <th>Remark</th> </tr> <tr> <th>Freq</th> <th>Level</th> <th>Line Margin</th> <th>Level Factor</th> <th>Loss Factor</th> <th>Factor</th> <th></th> <th></th> <th></th> </tr> <tr> <th>MHz</th> <th>dBuV/m</th> <th>dBuV/m</th> <th>dB</th> <th>dBuV</th> <th>dB/m</th> <th>dB</th> <th>dB</th> <th>cm</th> <th>deg</th> </tr> </thead> <tbody> <tr> <td>1</td> <td>5100.80</td> <td>48.06</td> <td>74.00</td> <td>-25.94</td> <td>39.83</td> <td>33.10</td> <td>12.87</td> <td>37.74</td> <td>0.00</td> <td>111</td> <td>345</td> <td>PEAK</td> </tr> </tbody> </table>	Limit	Read	Ant	Cable	Preamp	Aux	APos	TPos	Remark	Freq	Level	Line Margin	Level Factor	Loss Factor	Factor				MHz	dBuV/m	dBuV/m	dB	dBuV	dB/m	dB	dB	cm	deg	1	5100.80	48.06	74.00	-25.94	39.83	33.10	12.87	37.74	0.00	111	345	PEAK	<p>Site : 03CH20-HY Condition: PEAK(UNII) 3m HF_91200_02360_231030 VERTICAL : RBW:1000.000kHz VBW:3000.000kHz SWT:Auto</p> <table border="1"> <thead> <tr> <th>Limit</th> <th>Read</th> <th>Ant</th> <th>Cable</th> <th>Preamp</th> <th>Aux</th> <th>APos</th> <th>TPos</th> <th>Remark</th> </tr> <tr> <th>Freq</th> <th>Level</th> <th>Line Margin</th> <th>Level Factor</th> <th>Loss Factor</th> <th>Factor</th> <th></th> <th></th> <th></th> </tr> <tr> <th>MHz</th> <th>dBuV/m</th> <th>dBuV/m</th> <th>dB</th> <th>dBuV</th> <th>dB/m</th> <th>dB</th> <th>dB</th> <th>cm</th> <th>deg</th> </tr> </thead> <tbody> <tr> <td>1</td> <td>5240.00</td> <td>94.41</td> <td>-----</td> <td>-----</td> <td>86.25</td> <td>32.98</td> <td>13.02</td> <td>37.84</td> <td>0.00</td> <td>111</td> <td>345</td> <td>PEAK</td> </tr> </tbody> </table>	Limit	Read	Ant	Cable	Preamp	Aux	APos	TPos	Remark	Freq	Level	Line Margin	Level Factor	Loss Factor	Factor				MHz	dBuV/m	dBuV/m	dB	dBuV	dB/m	dB	dB	cm	deg	1	5240.00	94.41	-----	-----	86.25	32.98	13.02	37.84	0.00	111	345	PEAK
	Limit	Read	Ant	Cable	Preamp	Aux	APos	TPos	Remark																																																																											
Freq	Level	Line Margin	Level Factor	Loss Factor	Factor																																																																															
MHz	dBuV/m	dBuV/m	dB	dBuV	dB/m	dB	dB	cm	deg																																																																											
1	5100.80	48.06	74.00	-25.94	39.83	33.10	12.87	37.74	0.00	111	345	PEAK																																																																								
Limit	Read	Ant	Cable	Preamp	Aux	APos	TPos	Remark																																																																												
Freq	Level	Line Margin	Level Factor	Loss Factor	Factor																																																																															
MHz	dBuV/m	dBuV/m	dB	dBuV	dB/m	dB	dB	cm	deg																																																																											
1	5240.00	94.41	-----	-----	86.25	32.98	13.02	37.84	0.00	111	345	PEAK																																																																								
Avg	<p>Site : 03CH20-HY Condition: AVG_BE_54 3m HF_91200_02360_231030 VERTICAL : RBW:1000.000kHz VBW:0.820kHz SWT:Auto</p> <table border="1"> <thead> <tr> <th>Limit</th> <th>Read</th> <th>Ant</th> <th>Cable</th> <th>Preamp</th> <th>Aux</th> <th>APos</th> <th>TPos</th> <th>Remark</th> </tr> <tr> <th>Freq</th> <th>Level</th> <th>Line Margin</th> <th>Level Factor</th> <th>Loss Factor</th> <th>Factor</th> <th></th> <th></th> <th></th> </tr> <tr> <th>MHz</th> <th>dBuV/m</th> <th>dBuV/m</th> <th>dB</th> <th>dBuV</th> <th>dB/m</th> <th>dB</th> <th>dB</th> <th>cm</th> <th>deg</th> </tr> </thead> <tbody> <tr> <td>1</td> <td>5089.52</td> <td>38.77</td> <td>54.00</td> <td>-15.23</td> <td>30.54</td> <td>33.10</td> <td>12.86</td> <td>37.73</td> <td>0.00</td> <td>111</td> <td>345</td> <td>AVERAGE</td> </tr> </tbody> </table>	Limit	Read	Ant	Cable	Preamp	Aux	APos	TPos	Remark	Freq	Level	Line Margin	Level Factor	Loss Factor	Factor				MHz	dBuV/m	dBuV/m	dB	dBuV	dB/m	dB	dB	cm	deg	1	5089.52	38.77	54.00	-15.23	30.54	33.10	12.86	37.73	0.00	111	345	AVERAGE	<p>Site : 03CH20-HY Condition: AVG_54 3m HF_91200_02360_231030 VERTICAL : RBW:1000.000kHz VBW:0.820kHz SWT:Auto</p> <table border="1"> <thead> <tr> <th>Limit</th> <th>Read</th> <th>Ant</th> <th>Cable</th> <th>Preamp</th> <th>Aux</th> <th>APos</th> <th>TPos</th> <th>Remark</th> </tr> <tr> <th>Freq</th> <th>Level</th> <th>Line Margin</th> <th>Level Factor</th> <th>Loss Factor</th> <th>Factor</th> <th></th> <th></th> <th></th> </tr> <tr> <th>MHz</th> <th>dBuV/m</th> <th>dBuV/m</th> <th>dB</th> <th>dBuV</th> <th>dB/m</th> <th>dB</th> <th>dB</th> <th>cm</th> <th>deg</th> </tr> </thead> <tbody> <tr> <td>1</td> <td>5240.00</td> <td>87.92</td> <td>-----</td> <td>-----</td> <td>79.76</td> <td>32.98</td> <td>13.02</td> <td>37.84</td> <td>0.00</td> <td>111</td> <td>345</td> <td>AVERAGE</td> </tr> </tbody> </table>	Limit	Read	Ant	Cable	Preamp	Aux	APos	TPos	Remark	Freq	Level	Line Margin	Level Factor	Loss Factor	Factor				MHz	dBuV/m	dBuV/m	dB	dBuV	dB/m	dB	dB	cm	deg	1	5240.00	87.92	-----	-----	79.76	32.98	13.02	37.84	0.00	111	345	AVERAGE
Limit	Read	Ant	Cable	Preamp	Aux	APos	TPos	Remark																																																																												
Freq	Level	Line Margin	Level Factor	Loss Factor	Factor																																																																															
MHz	dBuV/m	dBuV/m	dB	dBuV	dB/m	dB	dB	cm	deg																																																																											
1	5089.52	38.77	54.00	-15.23	30.54	33.10	12.86	37.73	0.00	111	345	AVERAGE																																																																								
Limit	Read	Ant	Cable	Preamp	Aux	APos	TPos	Remark																																																																												
Freq	Level	Line Margin	Level Factor	Loss Factor	Factor																																																																															
MHz	dBuV/m	dBuV/m	dB	dBuV	dB/m	dB	dB	cm	deg																																																																											
1	5240.00	87.92	-----	-----	79.76	32.98	13.02	37.84	0.00	111	345	AVERAGE																																																																								



	<b>6</b>																																							
<b>Mode</b>	<b>Band Edge - R</b>																																							
	<b>U-NII-1_5.15-5.25_802.11ac VHT20_CH48_5240MHz</b>																																							
<b>ANT</b>	<b>1</b>																																							
<b>Pol.</b>	<b>Vertical</b>	<b>Fundamental</b>																																						
<b>Peak</b>	 <p>Site : 03CH20-HY Condition: PEAK_BE_74 3m HF_91200_02360_231030 VERTICAL : RBW:1000.000kHz VBW:3000.000kHz SMT:Auto</p> <table border="1"> <thead> <tr> <th>Limit</th> <th>Read</th> <th>Ant</th> <th>Cable</th> <th>Preamp</th> <th>Aux</th> <th>APos</th> <th>TPos</th> <th>Remark</th> </tr> <tr> <th>Freq</th> <th>Level</th> <th>Line</th> <th>Margin</th> <th>Level</th> <th>Factor</th> <th>Loss</th> <th>Factor</th> <th>Factor</th> </tr> <tr> <th>MHz</th> <th>dBuV/m</th> <th>dBuV/m</th> <th>dB</th> <th>dBuV</th> <th>dB/m</th> <th>dB</th> <th>dB</th> <th>cm</th> <th>deg</th> </tr> </thead> <tbody> <tr> <td>1 5380.36</td> <td>46.12</td> <td>74.00</td> <td>-27.88</td> <td>38.09</td> <td>32.74</td> <td>13.23</td> <td>37.94</td> <td>0.00</td> <td>111 345 PEAK</td> </tr> </tbody> </table>	Limit	Read	Ant	Cable	Preamp	Aux	APos	TPos	Remark	Freq	Level	Line	Margin	Level	Factor	Loss	Factor	Factor	MHz	dBuV/m	dBuV/m	dB	dBuV	dB/m	dB	dB	cm	deg	1 5380.36	46.12	74.00	-27.88	38.09	32.74	13.23	37.94	0.00	111 345 PEAK	<b>Blank</b>
Limit	Read	Ant	Cable	Preamp	Aux	APos	TPos	Remark																																
Freq	Level	Line	Margin	Level	Factor	Loss	Factor	Factor																																
MHz	dBuV/m	dBuV/m	dB	dBuV	dB/m	dB	dB	cm	deg																															
1 5380.36	46.12	74.00	-27.88	38.09	32.74	13.23	37.94	0.00	111 345 PEAK																															
<b>Avg</b>	 <p>Site : 03CH20-HY Condition: AVG_BE_54 3m HF_91200_02360_231030 VERTICAL : RBW:1000.000kHz VBW:0.820kHz SMT:Auto</p> <table border="1"> <thead> <tr> <th>Limit</th> <th>Read</th> <th>Ant</th> <th>Cable</th> <th>Preamp</th> <th>Aux</th> <th>APos</th> <th>TPos</th> <th>Remark</th> </tr> <tr> <th>Freq</th> <th>Level</th> <th>Line</th> <th>Margin</th> <th>Level</th> <th>Factor</th> <th>Loss</th> <th>Factor</th> <th>Factor</th> </tr> <tr> <th>MHz</th> <th>dBuV/m</th> <th>dBuV/m</th> <th>dB</th> <th>dBuV</th> <th>dB/m</th> <th>dB</th> <th>dB</th> <th>cm</th> <th>deg</th> </tr> </thead> <tbody> <tr> <td>1 5453.84</td> <td>36.99</td> <td>54.00</td> <td>-17.01</td> <td>28.87</td> <td>32.80</td> <td>13.32</td> <td>38.00</td> <td>0.00</td> <td>111 345 AVERAGE</td> </tr> </tbody> </table>	Limit	Read	Ant	Cable	Preamp	Aux	APos	TPos	Remark	Freq	Level	Line	Margin	Level	Factor	Loss	Factor	Factor	MHz	dBuV/m	dBuV/m	dB	dBuV	dB/m	dB	dB	cm	deg	1 5453.84	36.99	54.00	-17.01	28.87	32.80	13.32	38.00	0.00	111 345 AVERAGE	<b>Blank</b>
Limit	Read	Ant	Cable	Preamp	Aux	APos	TPos	Remark																																
Freq	Level	Line	Margin	Level	Factor	Loss	Factor	Factor																																
MHz	dBuV/m	dBuV/m	dB	dBuV	dB/m	dB	dB	cm	deg																															
1 5453.84	36.99	54.00	-17.01	28.87	32.80	13.32	38.00	0.00	111 345 AVERAGE																															



Mode	6																																																																																																																																			
	Harmonic																																																																																																																																			
	U-NII-1_5.15-5.25_802.11ac VHT20_CH48_5240MHz																																																																																																																																			
ANT	1																																																																																																																																			
Pol.	Horizontal	Vertical																																																																																																																																		
Peak Avg	<p>Site : 03CH20-HY Condition: PEAK(UNII) 3m HF_91200_02360_231030 HORIZONTAL</p> <table border="1"> <thead> <tr> <th>Peak</th> <th>Freq</th> <th>Level</th> <th>Limit</th> <th>Line Margin</th> <th>Read</th> <th>Ant</th> <th>Cable</th> <th>Preamp</th> <th>Aux</th> <th>APos</th> <th>TPos</th> <th>Remark</th> </tr> <tr> <th></th> <th>MHz</th> <th>dBuV/m</th> <th>dBuV/m</th> <th>dB</th> <th>dBuV</th> <th>dB/m</th> <th>dB</th> <th>dB</th> <th>dB</th> <th>cm</th> <th>deg</th> <th></th> </tr> </thead> <tbody> <tr> <td>1</td> <td>10480.00</td> <td>50.88</td> <td>68.20</td> <td>-17.32</td> <td>34.71</td> <td>38.60</td> <td>18.55</td> <td>41.49</td> <td>0.51</td> <td>--</td> <td>--</td> <td>PEAK</td> </tr> <tr> <td>2</td> <td>15720.00</td> <td>51.24</td> <td>74.00</td> <td>-22.76</td> <td>34.21</td> <td>38.16</td> <td>22.96</td> <td>44.56</td> <td>0.47</td> <td>300</td> <td>41</td> <td>PEAK</td> </tr> <tr> <td>3</td> <td>15720.00</td> <td>41.95</td> <td>54.00</td> <td>-12.05</td> <td>24.92</td> <td>38.16</td> <td>22.96</td> <td>44.56</td> <td>0.47</td> <td>300</td> <td>41</td> <td>Average</td> </tr> </tbody> </table>	Peak	Freq	Level	Limit	Line Margin	Read	Ant	Cable	Preamp	Aux	APos	TPos	Remark		MHz	dBuV/m	dBuV/m	dB	dBuV	dB/m	dB	dB	dB	cm	deg		1	10480.00	50.88	68.20	-17.32	34.71	38.60	18.55	41.49	0.51	--	--	PEAK	2	15720.00	51.24	74.00	-22.76	34.21	38.16	22.96	44.56	0.47	300	41	PEAK	3	15720.00	41.95	54.00	-12.05	24.92	38.16	22.96	44.56	0.47	300	41	Average	<p>Site : 03CH20-HY Condition: PEAK(UNII) 3m HF_91200_02360_231030 VERTICAL</p> <table border="1"> <thead> <tr> <th>Peak</th> <th>Freq</th> <th>Level</th> <th>Limit</th> <th>Line Margin</th> <th>Read</th> <th>Ant</th> <th>Cable</th> <th>Preamp</th> <th>Aux</th> <th>APos</th> <th>TPos</th> <th>Remark</th> </tr> <tr> <th></th> <th>MHz</th> <th>dBuV/m</th> <th>dBuV/m</th> <th>dB</th> <th>dBuV</th> <th>dB/m</th> <th>dB</th> <th>dB</th> <th>dB</th> <th>cm</th> <th>deg</th> <th></th> </tr> </thead> <tbody> <tr> <td>1</td> <td>10480.00</td> <td>51.67</td> <td>68.20</td> <td>-16.53</td> <td>35.50</td> <td>38.60</td> <td>18.55</td> <td>41.49</td> <td>0.51</td> <td>--</td> <td>--</td> <td>PEAK</td> </tr> <tr> <td>2</td> <td>15720.00</td> <td>51.14</td> <td>74.00</td> <td>-22.86</td> <td>34.11</td> <td>38.16</td> <td>22.96</td> <td>44.56</td> <td>0.47</td> <td>300</td> <td>58</td> <td>PEAK</td> </tr> <tr> <td>3</td> <td>15720.00</td> <td>42.04</td> <td>54.00</td> <td>-11.96</td> <td>25.01</td> <td>38.16</td> <td>22.96</td> <td>44.56</td> <td>0.47</td> <td>300</td> <td>58</td> <td>Average</td> </tr> </tbody> </table>	Peak	Freq	Level	Limit	Line Margin	Read	Ant	Cable	Preamp	Aux	APos	TPos	Remark		MHz	dBuV/m	dBuV/m	dB	dBuV	dB/m	dB	dB	dB	cm	deg		1	10480.00	51.67	68.20	-16.53	35.50	38.60	18.55	41.49	0.51	--	--	PEAK	2	15720.00	51.14	74.00	-22.86	34.11	38.16	22.96	44.56	0.47	300	58	PEAK	3	15720.00	42.04	54.00	-11.96	25.01	38.16	22.96	44.56	0.47	300	58	Average
	Peak	Freq	Level	Limit	Line Margin	Read	Ant	Cable	Preamp	Aux	APos	TPos	Remark																																																																																																																							
	MHz	dBuV/m	dBuV/m	dB	dBuV	dB/m	dB	dB	dB	cm	deg																																																																																																																									
1	10480.00	50.88	68.20	-17.32	34.71	38.60	18.55	41.49	0.51	--	--	PEAK																																																																																																																								
2	15720.00	51.24	74.00	-22.76	34.21	38.16	22.96	44.56	0.47	300	41	PEAK																																																																																																																								
3	15720.00	41.95	54.00	-12.05	24.92	38.16	22.96	44.56	0.47	300	41	Average																																																																																																																								
Peak	Freq	Level	Limit	Line Margin	Read	Ant	Cable	Preamp	Aux	APos	TPos	Remark																																																																																																																								
	MHz	dBuV/m	dBuV/m	dB	dBuV	dB/m	dB	dB	dB	cm	deg																																																																																																																									
1	10480.00	51.67	68.20	-16.53	35.50	38.60	18.55	41.49	0.51	--	--	PEAK																																																																																																																								
2	15720.00	51.14	74.00	-22.86	34.11	38.16	22.96	44.56	0.47	300	58	PEAK																																																																																																																								
3	15720.00	42.04	54.00	-11.96	25.01	38.16	22.96	44.56	0.47	300	58	Average																																																																																																																								



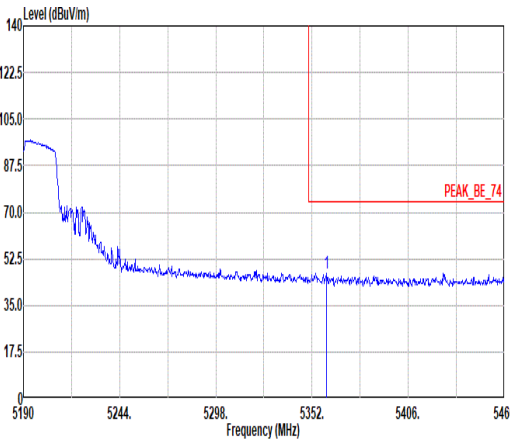
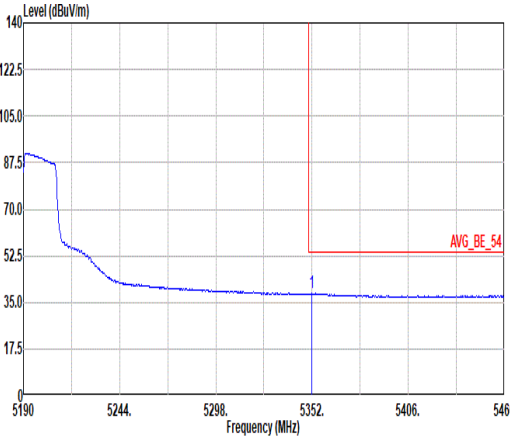
	<b>6</b>	
<b>Mode</b>	<b>Harmonic</b>	
	<b>U-NII-1_5.15-5.25_802.11ac VHT20_CH48_5240MHz</b>	
<b>ANT</b>	<b>1</b>	
<b>Pol.</b>	<b>Horizontal</b>	<b>Vertical</b>
<b>14.47G</b> <b>~14.5G</b> <b>Avg</b>	<p>Site : 03CH20-HY Condition: AVG_54 3m HF_91200_02360_231030 HORIZONTAL</p>	<p>Site : 03CH20-HY Condition: AVG_54 3m HF_91200_02360_231030 VERTICAL</p>
	<p>Site : 03CH20-HY Condition: AVG_54 3m HF_91200_02360_231030 HORIZONTAL</p>	<p>Site : 03CH20-HY Condition: AVG_54 3m HF_91200_02360_231030 VERTICAL</p>



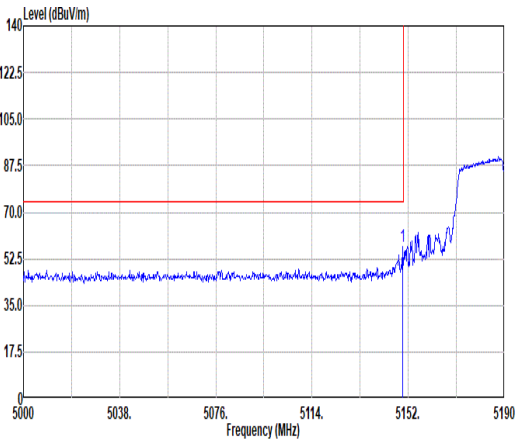
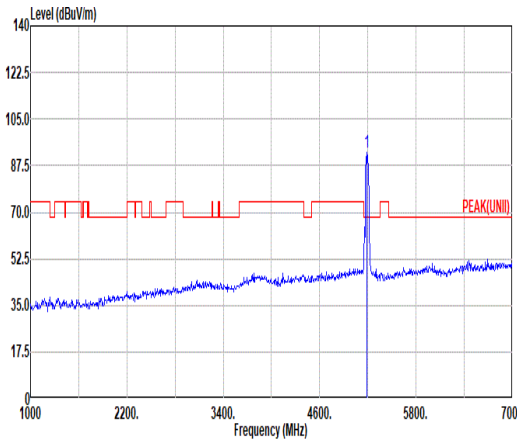
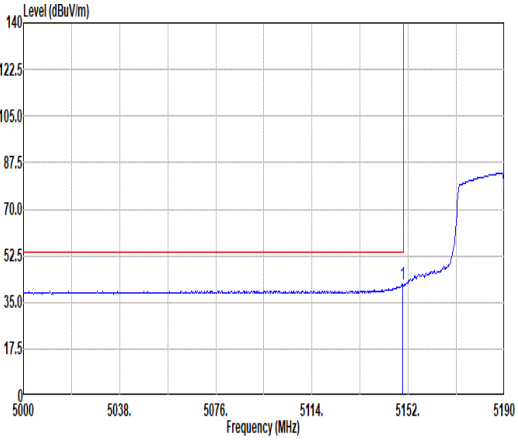
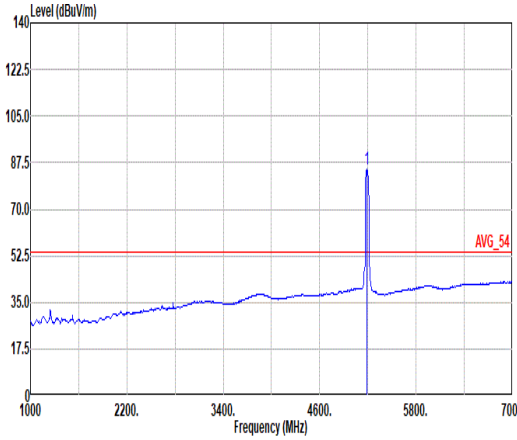
Mode	7																																																																																			
	Band Edge - L																																																																																			
	U-NII-1_5.15-5.25_802.11ac VHT40_CH38_5190MHz																																																																																			
ANT	1																																																																																			
Pol.	Horizontal	Fundamental																																																																																		
Peak	<p>Site : 03CH20-HY Condition: PEAK_BE_74 3m HF_91200_02360_231030 HORIZONTAL : RBW:1000.000kHz VBW:3000.000kHz SWT:Auto</p> <table border="1"> <thead> <tr> <th>Limit</th> <th>Read</th> <th>Ant</th> <th>Cable</th> <th>Preamp</th> <th>Aux</th> <th>APos</th> <th>TPos</th> <th>Remark</th> </tr> <tr> <th>Freq</th> <th>Level</th> <th>Line</th> <th>Margin</th> <th>Level</th> <th>Factor</th> <th>Loss</th> <th>Factor</th> <th>Factor</th> </tr> <tr> <th>MHz</th> <th>dBuV/m</th> <th>dBuV/m</th> <th>dB</th> <th>dBuV</th> <th>dB/m</th> <th>dB</th> <th>dB</th> <th>cm</th> <th>deg</th> </tr> </thead> <tbody> <tr> <td>1</td> <td>5148.01</td> <td>58.78</td> <td>74.00</td> <td>-15.22</td> <td>50.74</td> <td>32.91</td> <td>12.91</td> <td>37.78</td> <td>0.00</td> <td>111</td> <td>6</td> <td>PEAK</td> </tr> </tbody> </table>	Limit	Read	Ant	Cable	Preamp	Aux	APos	TPos	Remark	Freq	Level	Line	Margin	Level	Factor	Loss	Factor	Factor	MHz	dBuV/m	dBuV/m	dB	dBuV	dB/m	dB	dB	cm	deg	1	5148.01	58.78	74.00	-15.22	50.74	32.91	12.91	37.78	0.00	111	6	PEAK	<p>Site : 03CH20-HY Condition: PEAK(UNII) 3m HF_91200_02360_231030 HORIZONTAL : RBW:1000.000kHz VBW:3000.000kHz SWT:Auto</p> <table border="1"> <thead> <tr> <th>Limit</th> <th>Read</th> <th>Ant</th> <th>Cable</th> <th>Preamp</th> <th>Aux</th> <th>APos</th> <th>TPos</th> <th>Remark</th> </tr> <tr> <th>Freq</th> <th>Level</th> <th>Line</th> <th>Margin</th> <th>Level</th> <th>Factor</th> <th>Loss</th> <th>Factor</th> <th>Factor</th> </tr> <tr> <th>MHz</th> <th>dBuV/m</th> <th>dBuV/m</th> <th>dB</th> <th>dBuV</th> <th>dB/m</th> <th>dB</th> <th>dB</th> <th>cm</th> <th>deg</th> </tr> </thead> <tbody> <tr> <td>1</td> <td>5190.00</td> <td>99.48</td> <td>-----</td> <td>-----</td> <td>91.44</td> <td>32.90</td> <td>12.95</td> <td>37.81</td> <td>0.00</td> <td>111</td> <td>6</td> <td>PEAK</td> </tr> </tbody> </table>	Limit	Read	Ant	Cable	Preamp	Aux	APos	TPos	Remark	Freq	Level	Line	Margin	Level	Factor	Loss	Factor	Factor	MHz	dBuV/m	dBuV/m	dB	dBuV	dB/m	dB	dB	cm	deg	1	5190.00	99.48	-----	-----	91.44	32.90	12.95	37.81	0.00	111	6	PEAK
	Limit	Read	Ant	Cable	Preamp	Aux	APos	TPos	Remark																																																																											
Freq	Level	Line	Margin	Level	Factor	Loss	Factor	Factor																																																																												
MHz	dBuV/m	dBuV/m	dB	dBuV	dB/m	dB	dB	cm	deg																																																																											
1	5148.01	58.78	74.00	-15.22	50.74	32.91	12.91	37.78	0.00	111	6	PEAK																																																																								
Limit	Read	Ant	Cable	Preamp	Aux	APos	TPos	Remark																																																																												
Freq	Level	Line	Margin	Level	Factor	Loss	Factor	Factor																																																																												
MHz	dBuV/m	dBuV/m	dB	dBuV	dB/m	dB	dB	cm	deg																																																																											
1	5190.00	99.48	-----	-----	91.44	32.90	12.95	37.81	0.00	111	6	PEAK																																																																								
Avg	<p>Site : 03CH20-HY Condition: AVG_BE_54 3m HF_91200_02360_231030 HORIZONTAL : RBW:1000.000kHz VBW:1.600kHz SWT:Auto</p> <table border="1"> <thead> <tr> <th>Limit</th> <th>Read</th> <th>Ant</th> <th>Cable</th> <th>Preamp</th> <th>Aux</th> <th>APos</th> <th>TPos</th> <th>Remark</th> </tr> <tr> <th>Freq</th> <th>Level</th> <th>Line</th> <th>Margin</th> <th>Level</th> <th>Factor</th> <th>Loss</th> <th>Factor</th> <th>Factor</th> </tr> <tr> <th>MHz</th> <th>dBuV/m</th> <th>dBuV/m</th> <th>dB</th> <th>dBuV</th> <th>dB/m</th> <th>dB</th> <th>dB</th> <th>cm</th> <th>deg</th> </tr> </thead> <tbody> <tr> <td>1</td> <td>5149.53</td> <td>46.48</td> <td>54.00</td> <td>-7.52</td> <td>38.45</td> <td>32.90</td> <td>12.91</td> <td>37.78</td> <td>0.00</td> <td>111</td> <td>6</td> <td>AVERAGE</td> </tr> </tbody> </table>	Limit	Read	Ant	Cable	Preamp	Aux	APos	TPos	Remark	Freq	Level	Line	Margin	Level	Factor	Loss	Factor	Factor	MHz	dBuV/m	dBuV/m	dB	dBuV	dB/m	dB	dB	cm	deg	1	5149.53	46.48	54.00	-7.52	38.45	32.90	12.91	37.78	0.00	111	6	AVERAGE	<p>Site : 03CH20-HY Condition: AVG_54 3m HF_91200_02360_231030 HORIZONTAL : RBW:1000.000kHz VBW:1.600kHz SWT:Auto</p> <table border="1"> <thead> <tr> <th>Limit</th> <th>Read</th> <th>Ant</th> <th>Cable</th> <th>Preamp</th> <th>Aux</th> <th>APos</th> <th>TPos</th> <th>Remark</th> </tr> <tr> <th>Freq</th> <th>Level</th> <th>Line</th> <th>Margin</th> <th>Level</th> <th>Factor</th> <th>Loss</th> <th>Factor</th> <th>Factor</th> </tr> <tr> <th>MHz</th> <th>dBuV/m</th> <th>dBuV/m</th> <th>dB</th> <th>dBuV</th> <th>dB/m</th> <th>dB</th> <th>dB</th> <th>cm</th> <th>deg</th> </tr> </thead> <tbody> <tr> <td>1</td> <td>5190.00</td> <td>92.23</td> <td>-----</td> <td>-----</td> <td>84.19</td> <td>32.90</td> <td>12.95</td> <td>37.81</td> <td>0.00</td> <td>111</td> <td>6</td> <td>AVERAGE</td> </tr> </tbody> </table>	Limit	Read	Ant	Cable	Preamp	Aux	APos	TPos	Remark	Freq	Level	Line	Margin	Level	Factor	Loss	Factor	Factor	MHz	dBuV/m	dBuV/m	dB	dBuV	dB/m	dB	dB	cm	deg	1	5190.00	92.23	-----	-----	84.19	32.90	12.95	37.81	0.00	111	6	AVERAGE
Limit	Read	Ant	Cable	Preamp	Aux	APos	TPos	Remark																																																																												
Freq	Level	Line	Margin	Level	Factor	Loss	Factor	Factor																																																																												
MHz	dBuV/m	dBuV/m	dB	dBuV	dB/m	dB	dB	cm	deg																																																																											
1	5149.53	46.48	54.00	-7.52	38.45	32.90	12.91	37.78	0.00	111	6	AVERAGE																																																																								
Limit	Read	Ant	Cable	Preamp	Aux	APos	TPos	Remark																																																																												
Freq	Level	Line	Margin	Level	Factor	Loss	Factor	Factor																																																																												
MHz	dBuV/m	dBuV/m	dB	dBuV	dB/m	dB	dB	cm	deg																																																																											
1	5190.00	92.23	-----	-----	84.19	32.90	12.95	37.81	0.00	111	6	AVERAGE																																																																								





	7																																								
Mode	Band Edge - R																																								
	U-NII-1_5.15-5.25_802.11ac VHT40_CH38_5190MHz																																								
ANT	1																																								
Pol.	Horizontal	Fundamental																																							
Peak	 <p>Site : 03CH20-HY Condition: PEAK_BE_74 3m HF_91200_02360_231030 HORIZONTAL : RBW:1000.000kHz VBW:3000.000kHz SMT:Auto</p> <table border="1"> <thead> <tr> <th>Limit</th> <th>Read</th> <th>Ant</th> <th>Cable</th> <th>Preamp</th> <th>Aux</th> <th>APos</th> <th>TPos</th> <th>Remark</th> </tr> <tr> <th>Freq</th> <th>Level</th> <th>Line</th> <th>Margin</th> <th>Level</th> <th>Factor</th> <th>Loss</th> <th>Factor</th> <th>Factor</th> </tr> <tr> <th>MHz</th> <th>dBuV/m</th> <th>dBuV/m</th> <th>dB</th> <th>dBuV</th> <th>dB/m</th> <th>dB</th> <th>dB</th> <th>cm</th> <th>deg</th> </tr> </thead> <tbody> <tr> <td>1 5360.10</td> <td>47.21</td> <td>74.00</td> <td>-26.79</td> <td>39.16</td> <td>32.78</td> <td>13.20</td> <td>37.93</td> <td>0.00</td> <td>111</td> <td>6 PEAK</td> </tr> </tbody> </table>	Limit	Read	Ant	Cable	Preamp	Aux	APos	TPos	Remark	Freq	Level	Line	Margin	Level	Factor	Loss	Factor	Factor	MHz	dBuV/m	dBuV/m	dB	dBuV	dB/m	dB	dB	cm	deg	1 5360.10	47.21	74.00	-26.79	39.16	32.78	13.20	37.93	0.00	111	6 PEAK	Blank
Limit	Read	Ant	Cable	Preamp	Aux	APos	TPos	Remark																																	
Freq	Level	Line	Margin	Level	Factor	Loss	Factor	Factor																																	
MHz	dBuV/m	dBuV/m	dB	dBuV	dB/m	dB	dB	cm	deg																																
1 5360.10	47.21	74.00	-26.79	39.16	32.78	13.20	37.93	0.00	111	6 PEAK																															
Avg	 <p>Site : 03CH20-HY Condition: AVG_BE_54 3m HF_91200_02360_231030 HORIZONTAL : RBW:1000.000kHz VBW:1.000kHz SMT:Auto</p> <table border="1"> <thead> <tr> <th>Limit</th> <th>Read</th> <th>Ant</th> <th>Cable</th> <th>Preamp</th> <th>Aux</th> <th>APos</th> <th>TPos</th> <th>Remark</th> </tr> <tr> <th>Freq</th> <th>Level</th> <th>Line</th> <th>Margin</th> <th>Level</th> <th>Factor</th> <th>Loss</th> <th>Factor</th> <th>Factor</th> </tr> <tr> <th>MHz</th> <th>dBuV/m</th> <th>dBuV/m</th> <th>dB</th> <th>dBuV</th> <th>dB/m</th> <th>dB</th> <th>dB</th> <th>cm</th> <th>deg</th> </tr> </thead> <tbody> <tr> <td>1 5351.73</td> <td>38.31</td> <td>54.00</td> <td>-15.69</td> <td>30.24</td> <td>32.80</td> <td>13.19</td> <td>37.92</td> <td>0.00</td> <td>111</td> <td>6 AVERAGE</td> </tr> </tbody> </table>	Limit	Read	Ant	Cable	Preamp	Aux	APos	TPos	Remark	Freq	Level	Line	Margin	Level	Factor	Loss	Factor	Factor	MHz	dBuV/m	dBuV/m	dB	dBuV	dB/m	dB	dB	cm	deg	1 5351.73	38.31	54.00	-15.69	30.24	32.80	13.19	37.92	0.00	111	6 AVERAGE	Blank
Limit	Read	Ant	Cable	Preamp	Aux	APos	TPos	Remark																																	
Freq	Level	Line	Margin	Level	Factor	Loss	Factor	Factor																																	
MHz	dBuV/m	dBuV/m	dB	dBuV	dB/m	dB	dB	cm	deg																																
1 5351.73	38.31	54.00	-15.69	30.24	32.80	13.19	37.92	0.00	111	6 AVERAGE																															



Mode	7																																																																																			
	Band Edge - L																																																																																			
	U-NII-1_5.15-5.25_802.11ac VHT40_CH38_5190MHz																																																																																			
ANT	1																																																																																			
Pol.	Vertical	Fundamental																																																																																		
Peak	 <p>Level (dBuV/m)</p> <p>Frequency (MHz)</p> <p>Site : 03CH20-HY Condition: PEAK_BE_74 3m HF_91200_02360_231030 VERTICAL : RBW:1000.000kHz VBW:3000.000kHz SWT:Auto</p> <table border="1"> <thead> <tr> <th>Limit</th> <th>Read</th> <th>Ant</th> <th>Cable</th> <th>Preamp</th> <th>Aux</th> <th>APos</th> <th>TPos</th> <th>Remark</th> </tr> <tr> <th>Freq</th> <th>Level</th> <th>Line Margin</th> <th>Level Factor</th> <th>Loss Factor</th> <th>Loss Factor</th> <th>Factor</th> <th>Factor</th> <th></th> </tr> <tr> <th>MHz</th> <th>dBuV/m</th> <th>dBuV/m</th> <th>dB</th> <th>dBuV</th> <th>dB/m</th> <th>dB</th> <th>dB</th> <th>cm</th> <th>deg</th> </tr> </thead> <tbody> <tr> <td>1</td> <td>5149.72</td> <td>57.03</td> <td>74.00</td> <td>-16.97</td> <td>49.00</td> <td>32.90</td> <td>12.91</td> <td>37.78</td> <td>0.00</td> <td>300</td> <td>61</td> <td>PEAK</td> </tr> </tbody> </table>	Limit	Read	Ant	Cable	Preamp	Aux	APos	TPos	Remark	Freq	Level	Line Margin	Level Factor	Loss Factor	Loss Factor	Factor	Factor		MHz	dBuV/m	dBuV/m	dB	dBuV	dB/m	dB	dB	cm	deg	1	5149.72	57.03	74.00	-16.97	49.00	32.90	12.91	37.78	0.00	300	61	PEAK	 <p>Level (dBuV/m)</p> <p>Frequency (MHz)</p> <p>Site : 03CH20-HY Condition: PEAK(UNII) 3m HF_91200_02360_231030 VERTICAL : RBW:1000.000kHz VBW:3000.000kHz SWT:Auto</p> <table border="1"> <thead> <tr> <th>Limit</th> <th>Read</th> <th>Ant</th> <th>Cable</th> <th>Preamp</th> <th>Aux</th> <th>APos</th> <th>TPos</th> <th>Remark</th> </tr> <tr> <th>Freq</th> <th>Level</th> <th>Line Margin</th> <th>Level Factor</th> <th>Loss Factor</th> <th>Loss Factor</th> <th>Factor</th> <th>Factor</th> <th></th> </tr> <tr> <th>MHz</th> <th>dBuV/m</th> <th>dBuV/m</th> <th>dB</th> <th>dBuV</th> <th>dB/m</th> <th>dB</th> <th>dB</th> <th>cm</th> <th>deg</th> </tr> </thead> <tbody> <tr> <td>1</td> <td>5190.00</td> <td>92.41</td> <td>-----</td> <td>-----</td> <td>84.37</td> <td>32.90</td> <td>12.95</td> <td>37.81</td> <td>0.00</td> <td>300</td> <td>61</td> <td>PEAK</td> </tr> </tbody> </table>	Limit	Read	Ant	Cable	Preamp	Aux	APos	TPos	Remark	Freq	Level	Line Margin	Level Factor	Loss Factor	Loss Factor	Factor	Factor		MHz	dBuV/m	dBuV/m	dB	dBuV	dB/m	dB	dB	cm	deg	1	5190.00	92.41	-----	-----	84.37	32.90	12.95	37.81	0.00	300	61	PEAK
	Limit	Read	Ant	Cable	Preamp	Aux	APos	TPos	Remark																																																																											
Freq	Level	Line Margin	Level Factor	Loss Factor	Loss Factor	Factor	Factor																																																																													
MHz	dBuV/m	dBuV/m	dB	dBuV	dB/m	dB	dB	cm	deg																																																																											
1	5149.72	57.03	74.00	-16.97	49.00	32.90	12.91	37.78	0.00	300	61	PEAK																																																																								
Limit	Read	Ant	Cable	Preamp	Aux	APos	TPos	Remark																																																																												
Freq	Level	Line Margin	Level Factor	Loss Factor	Loss Factor	Factor	Factor																																																																													
MHz	dBuV/m	dBuV/m	dB	dBuV	dB/m	dB	dB	cm	deg																																																																											
1	5190.00	92.41	-----	-----	84.37	32.90	12.95	37.81	0.00	300	61	PEAK																																																																								
Avg	 <p>Level (dBuV/m)</p> <p>Frequency (MHz)</p> <p>Site : 03CH20-HY Condition: AVG_BE_54 3m HF_91200_02360_231030 VERTICAL : RBW:1000.000kHz VBW:1.600kHz SWT:Auto</p> <table border="1"> <thead> <tr> <th>Limit</th> <th>Read</th> <th>Ant</th> <th>Cable</th> <th>Preamp</th> <th>Aux</th> <th>APos</th> <th>TPos</th> <th>Remark</th> </tr> <tr> <th>Freq</th> <th>Level</th> <th>Line Margin</th> <th>Level Factor</th> <th>Loss Factor</th> <th>Loss Factor</th> <th>Factor</th> <th>Factor</th> <th></th> </tr> <tr> <th>MHz</th> <th>dBuV/m</th> <th>dBuV/m</th> <th>dB</th> <th>dBuV</th> <th>dB/m</th> <th>dB</th> <th>dB</th> <th>cm</th> <th>deg</th> </tr> </thead> <tbody> <tr> <td>1</td> <td>5149.72</td> <td>41.80</td> <td>54.00</td> <td>-12.20</td> <td>33.77</td> <td>32.90</td> <td>12.91</td> <td>37.78</td> <td>0.00</td> <td>300</td> <td>61</td> <td>AVERAGE</td> </tr> </tbody> </table>	Limit	Read	Ant	Cable	Preamp	Aux	APos	TPos	Remark	Freq	Level	Line Margin	Level Factor	Loss Factor	Loss Factor	Factor	Factor		MHz	dBuV/m	dBuV/m	dB	dBuV	dB/m	dB	dB	cm	deg	1	5149.72	41.80	54.00	-12.20	33.77	32.90	12.91	37.78	0.00	300	61	AVERAGE	 <p>Level (dBuV/m)</p> <p>Frequency (MHz)</p> <p>Site : 03CH20-HY Condition: AVG_54 3m HF_91200_02360_231030 VERTICAL : RBW:1000.000kHz VBW:1.600kHz SWT:Auto</p> <table border="1"> <thead> <tr> <th>Limit</th> <th>Read</th> <th>Ant</th> <th>Cable</th> <th>Preamp</th> <th>Aux</th> <th>APos</th> <th>TPos</th> <th>Remark</th> </tr> <tr> <th>Freq</th> <th>Level</th> <th>Line Margin</th> <th>Level Factor</th> <th>Loss Factor</th> <th>Loss Factor</th> <th>Factor</th> <th>Factor</th> <th></th> </tr> <tr> <th>MHz</th> <th>dBuV/m</th> <th>dBuV/m</th> <th>dB</th> <th>dBuV</th> <th>dB/m</th> <th>dB</th> <th>dB</th> <th>cm</th> <th>deg</th> </tr> </thead> <tbody> <tr> <td>1</td> <td>5190.00</td> <td>85.12</td> <td>-----</td> <td>-----</td> <td>77.00</td> <td>32.90</td> <td>12.95</td> <td>37.81</td> <td>0.00</td> <td>300</td> <td>61</td> <td>AVERAGE</td> </tr> </tbody> </table>	Limit	Read	Ant	Cable	Preamp	Aux	APos	TPos	Remark	Freq	Level	Line Margin	Level Factor	Loss Factor	Loss Factor	Factor	Factor		MHz	dBuV/m	dBuV/m	dB	dBuV	dB/m	dB	dB	cm	deg	1	5190.00	85.12	-----	-----	77.00	32.90	12.95	37.81	0.00	300	61	AVERAGE
Limit	Read	Ant	Cable	Preamp	Aux	APos	TPos	Remark																																																																												
Freq	Level	Line Margin	Level Factor	Loss Factor	Loss Factor	Factor	Factor																																																																													
MHz	dBuV/m	dBuV/m	dB	dBuV	dB/m	dB	dB	cm	deg																																																																											
1	5149.72	41.80	54.00	-12.20	33.77	32.90	12.91	37.78	0.00	300	61	AVERAGE																																																																								
Limit	Read	Ant	Cable	Preamp	Aux	APos	TPos	Remark																																																																												
Freq	Level	Line Margin	Level Factor	Loss Factor	Loss Factor	Factor	Factor																																																																													
MHz	dBuV/m	dBuV/m	dB	dBuV	dB/m	dB	dB	cm	deg																																																																											
1	5190.00	85.12	-----	-----	77.00	32.90	12.95	37.81	0.00	300	61	AVERAGE																																																																								



Mode	7																																							
	Band Edge - R																																							
	U-NII-1_5.15-5.25_802.11ac VHT40_CH38_5190MHz																																							
ANT	1																																							
Pol.	Vertical	Fundamental																																						
Peak	<p>Site : 03CH20-HY Condition: PEAK_BE_74 3m HF_91200_02360_231030 VERTICAL : RBW:1000.000kHz VBW:3000.000kHz SMT:Auto</p> <table border="1"> <thead> <tr> <th>Limit</th> <th>Read</th> <th>Ant</th> <th>Cable</th> <th>Preamp</th> <th>Aux</th> <th>APos</th> <th>TPos</th> <th>Remark</th> </tr> <tr> <th>Freq</th> <th>Level</th> <th>Line</th> <th>Margin</th> <th>Level</th> <th>Factor</th> <th>Loss</th> <th>Factor</th> <th>Factor</th> </tr> <tr> <th>MHz</th> <th>dBuV/m</th> <th>dBuV/m</th> <th>dB</th> <th>dBuV</th> <th>dB/m</th> <th>dB</th> <th>dB</th> <th>cm</th> <th>deg</th> </tr> </thead> <tbody> <tr> <td>1 5406.33</td> <td>45.84</td> <td>74.00</td> <td>-28.16</td> <td>37.84</td> <td>32.70</td> <td>13.26</td> <td>37.96</td> <td>0.00</td> <td>300 61 PEAK</td> </tr> </tbody> </table>	Limit	Read	Ant	Cable	Preamp	Aux	APos	TPos	Remark	Freq	Level	Line	Margin	Level	Factor	Loss	Factor	Factor	MHz	dBuV/m	dBuV/m	dB	dBuV	dB/m	dB	dB	cm	deg	1 5406.33	45.84	74.00	-28.16	37.84	32.70	13.26	37.96	0.00	300 61 PEAK	Blank
Limit	Read	Ant	Cable	Preamp	Aux	APos	TPos	Remark																																
Freq	Level	Line	Margin	Level	Factor	Loss	Factor	Factor																																
MHz	dBuV/m	dBuV/m	dB	dBuV	dB/m	dB	dB	cm	deg																															
1 5406.33	45.84	74.00	-28.16	37.84	32.70	13.26	37.96	0.00	300 61 PEAK																															
Avg	<p>Site : 03CH20-HY Condition: AVG_BE_54 3m HF_91200_02360_231030 VERTICAL : RBW:1000.000kHz VBW:1.000kHz SMT:Auto</p> <table border="1"> <thead> <tr> <th>Limit</th> <th>Read</th> <th>Ant</th> <th>Cable</th> <th>Preamp</th> <th>Aux</th> <th>APos</th> <th>TPos</th> <th>Remark</th> </tr> <tr> <th>Freq</th> <th>Level</th> <th>Line</th> <th>Margin</th> <th>Level</th> <th>Factor</th> <th>Loss</th> <th>Factor</th> <th>Factor</th> </tr> <tr> <th>MHz</th> <th>dBuV/m</th> <th>dBuV/m</th> <th>dB</th> <th>dBuV</th> <th>dB/m</th> <th>dB</th> <th>dB</th> <th>cm</th> <th>deg</th> </tr> </thead> <tbody> <tr> <td>1 5460.00</td> <td>37.45</td> <td>54.00</td> <td>-16.55</td> <td>29.32</td> <td>32.00</td> <td>13.33</td> <td>38.00</td> <td>0.00</td> <td>300 61 AVERAGE</td> </tr> </tbody> </table>	Limit	Read	Ant	Cable	Preamp	Aux	APos	TPos	Remark	Freq	Level	Line	Margin	Level	Factor	Loss	Factor	Factor	MHz	dBuV/m	dBuV/m	dB	dBuV	dB/m	dB	dB	cm	deg	1 5460.00	37.45	54.00	-16.55	29.32	32.00	13.33	38.00	0.00	300 61 AVERAGE	Blank
Limit	Read	Ant	Cable	Preamp	Aux	APos	TPos	Remark																																
Freq	Level	Line	Margin	Level	Factor	Loss	Factor	Factor																																
MHz	dBuV/m	dBuV/m	dB	dBuV	dB/m	dB	dB	cm	deg																															
1 5460.00	37.45	54.00	-16.55	29.32	32.00	13.33	38.00	0.00	300 61 AVERAGE																															



Mode	7																																																																																																																									
	Harmonic																																																																																																																									
	U-NII-1_5.15-5.25_802.11ac VHT40_CH38_5190MHz																																																																																																																									
ANT	1																																																																																																																									
Pol.	Horizontal	Vertical																																																																																																																								
Peak Avg	<p>Site : 03CH20-HY Condition: PEAK(UNII) 3m HF_91200_02360_231030 HORIZONTAL</p> <table border="1"> <thead> <tr> <th>Peak</th> <th>Freq</th> <th>Level</th> <th>Limit</th> <th>Read</th> <th>Ant</th> <th>Cable</th> <th>Preamp</th> <th>Aux</th> <th>APos</th> <th>TPos</th> <th>Remark</th> </tr> <tr> <th></th> <th>MHz</th> <th>dBuV/m</th> <th>dBuV/m</th> <th>dB</th> <th>dBuV</th> <th>dB/m</th> <th>dB</th> <th>dB</th> <th>dB</th> <th>cm</th> <th>deg</th> </tr> </thead> <tbody> <tr> <td>1</td> <td>10380.00</td> <td>50.71</td> <td>68.20</td> <td>-17.49</td> <td>34.58</td> <td>38.60</td> <td>18.45</td> <td>41.43</td> <td>0.51</td> <td>--</td> <td>-- PEAK</td> </tr> <tr> <td>2</td> <td>15570.00</td> <td>52.09</td> <td>74.00</td> <td>-21.91</td> <td>35.13</td> <td>38.36</td> <td>22.84</td> <td>44.71</td> <td>0.47</td> <td>200</td> <td>33 PEAK</td> </tr> <tr> <td>3</td> <td>15570.00</td> <td>42.24</td> <td>54.00</td> <td>-11.76</td> <td>25.28</td> <td>38.36</td> <td>22.84</td> <td>44.71</td> <td>0.47</td> <td>200</td> <td>33 Average</td> </tr> </tbody> </table>	Peak	Freq	Level	Limit	Read	Ant	Cable	Preamp	Aux	APos	TPos	Remark		MHz	dBuV/m	dBuV/m	dB	dBuV	dB/m	dB	dB	dB	cm	deg	1	10380.00	50.71	68.20	-17.49	34.58	38.60	18.45	41.43	0.51	--	-- PEAK	2	15570.00	52.09	74.00	-21.91	35.13	38.36	22.84	44.71	0.47	200	33 PEAK	3	15570.00	42.24	54.00	-11.76	25.28	38.36	22.84	44.71	0.47	200	33 Average	<p>Site : 03CH20-HY Condition: PEAK(UNII) 3m HF_91200_02360_231030 VERTICAL</p> <table border="1"> <thead> <tr> <th>Peak</th> <th>Freq</th> <th>Level</th> <th>Limit</th> <th>Read</th> <th>Ant</th> <th>Cable</th> <th>Preamp</th> <th>Aux</th> <th>APos</th> <th>TPos</th> <th>Remark</th> </tr> <tr> <th></th> <th>MHz</th> <th>dBuV/m</th> <th>dBuV/m</th> <th>dB</th> <th>dBuV</th> <th>dB/m</th> <th>dB</th> <th>dB</th> <th>dB</th> <th>cm</th> <th>deg</th> </tr> </thead> <tbody> <tr> <td>1</td> <td>10380.00</td> <td>51.50</td> <td>68.20</td> <td>-16.70</td> <td>35.37</td> <td>38.60</td> <td>18.45</td> <td>41.43</td> <td>0.51</td> <td>--</td> <td>-- PEAK</td> </tr> <tr> <td>2</td> <td>15570.00</td> <td>51.78</td> <td>74.00</td> <td>-22.22</td> <td>34.82</td> <td>38.36</td> <td>22.84</td> <td>44.71</td> <td>0.47</td> <td>400</td> <td>310 PEAK</td> </tr> <tr> <td>3</td> <td>15570.00</td> <td>42.31</td> <td>54.00</td> <td>-11.69</td> <td>25.35</td> <td>38.36</td> <td>22.84</td> <td>44.71</td> <td>0.47</td> <td>400</td> <td>310 Average</td> </tr> </tbody> </table>	Peak	Freq	Level	Limit	Read	Ant	Cable	Preamp	Aux	APos	TPos	Remark		MHz	dBuV/m	dBuV/m	dB	dBuV	dB/m	dB	dB	dB	cm	deg	1	10380.00	51.50	68.20	-16.70	35.37	38.60	18.45	41.43	0.51	--	-- PEAK	2	15570.00	51.78	74.00	-22.22	34.82	38.36	22.84	44.71	0.47	400	310 PEAK	3	15570.00	42.31	54.00	-11.69	25.35	38.36	22.84	44.71	0.47	400	310 Average
	Peak	Freq	Level	Limit	Read	Ant	Cable	Preamp	Aux	APos	TPos	Remark																																																																																																														
	MHz	dBuV/m	dBuV/m	dB	dBuV	dB/m	dB	dB	dB	cm	deg																																																																																																															
1	10380.00	50.71	68.20	-17.49	34.58	38.60	18.45	41.43	0.51	--	-- PEAK																																																																																																															
2	15570.00	52.09	74.00	-21.91	35.13	38.36	22.84	44.71	0.47	200	33 PEAK																																																																																																															
3	15570.00	42.24	54.00	-11.76	25.28	38.36	22.84	44.71	0.47	200	33 Average																																																																																																															
Peak	Freq	Level	Limit	Read	Ant	Cable	Preamp	Aux	APos	TPos	Remark																																																																																																															
	MHz	dBuV/m	dBuV/m	dB	dBuV	dB/m	dB	dB	dB	cm	deg																																																																																																															
1	10380.00	51.50	68.20	-16.70	35.37	38.60	18.45	41.43	0.51	--	-- PEAK																																																																																																															
2	15570.00	51.78	74.00	-22.22	34.82	38.36	22.84	44.71	0.47	400	310 PEAK																																																																																																															
3	15570.00	42.31	54.00	-11.69	25.35	38.36	22.84	44.71	0.47	400	310 Average																																																																																																															



	7	
<b>Mode</b>	<b>Harmonic</b>	
	<b>U-NII-1_5.15-5.25_802.11ac VHT40_CH38_5190MHz</b>	
<b>ANT</b>	1	
<b>Pol.</b>	<b>Horizontal</b>	<b>Vertical</b>
<b>14.47G ~14.5G Avg</b>	<p>Site : 03CH20-HY Condition: AVG_54 3m HF_91200_02360_231030 HORIZONTAL</p>	<p>Site : 03CH20-HY Condition: AVG_54 3m HF_91200_02360_231030 VERTICAL</p>
<b>17.7G ~18G Avg</b>	<p>Site : 03CH20-HY Condition: AVG_54 3m HF_91200_02360_231030 HORIZONTAL</p>	<p>Site : 03CH20-HY Condition: AVG_54 3m HF_91200_02360_231030 VERTICAL</p>

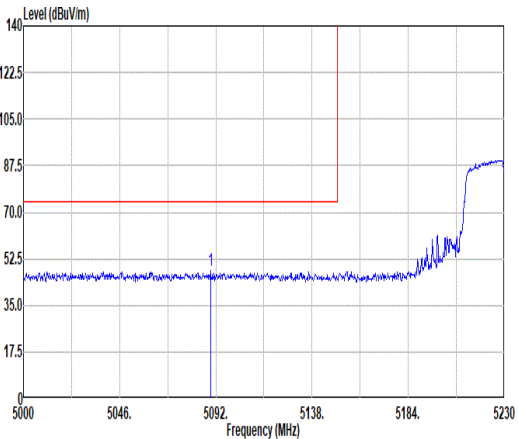
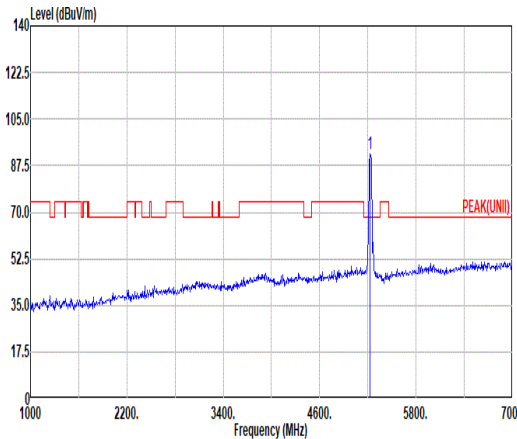
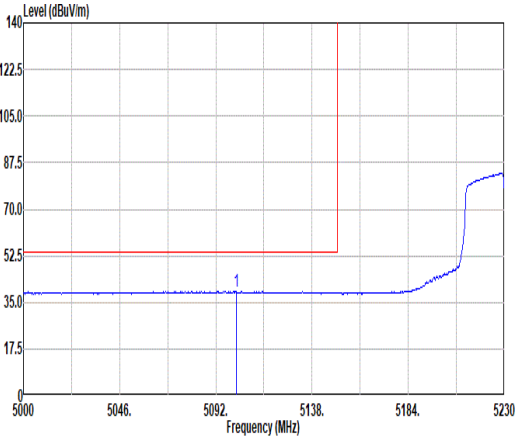
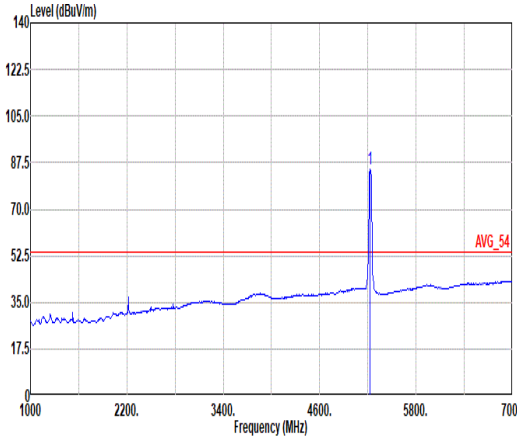


Mode	8																																																																																			
	Band Edge - L																																																																																			
	U-NII-1_5.15-5.25_802.11ac VHT40_CH46_5230MHz																																																																																			
ANT	1																																																																																			
Pol.	Horizontal	Fundamental																																																																																		
Peak	<p>Site : 03CH20-HY Condition: PEAK_BE_74 3m HF_91200_02360_231030 HORIZONTAL : RBW:1000.000kHz VBW:3000.000kHz SWT:Auto</p> <table border="1"> <thead> <tr> <th>Limit</th> <th>Read</th> <th>Ant</th> <th>Cable</th> <th>Preamp</th> <th>Aux</th> <th>APos</th> <th>TPos</th> <th>Remark</th> </tr> <tr> <th>Freq</th> <th>Level</th> <th>Line Margin</th> <th>Level Factor</th> <th>Loss Factor</th> <th>Factor</th> <th></th> <th></th> <th></th> </tr> <tr> <th>MHz</th> <th>dBuV/m</th> <th>dBuV/m</th> <th>dB</th> <th>dBuV</th> <th>dB/m</th> <th>dB</th> <th>dB</th> <th>cm</th> <th>deg</th> </tr> </thead> <tbody> <tr> <td>1</td> <td>5092.92</td> <td>49.42</td> <td>74.00</td> <td>-24.58</td> <td>41.20</td> <td>33.10</td> <td>12.86</td> <td>37.74</td> <td>0.00</td> <td>100</td> <td>5</td> <td>PEAK</td> </tr> </tbody> </table>	Limit	Read	Ant	Cable	Preamp	Aux	APos	TPos	Remark	Freq	Level	Line Margin	Level Factor	Loss Factor	Factor				MHz	dBuV/m	dBuV/m	dB	dBuV	dB/m	dB	dB	cm	deg	1	5092.92	49.42	74.00	-24.58	41.20	33.10	12.86	37.74	0.00	100	5	PEAK	<p>Site : 03CH20-HY Condition: PEAK(UNII) 3m HF_91200_02360_231030 HORIZONTAL : RBW:1000.000kHz VBW:3000.000kHz SWT:Auto</p> <table border="1"> <thead> <tr> <th>Limit</th> <th>Read</th> <th>Ant</th> <th>Cable</th> <th>Preamp</th> <th>Aux</th> <th>APos</th> <th>TPos</th> <th>Remark</th> </tr> <tr> <th>Freq</th> <th>Level</th> <th>Line Margin</th> <th>Level Factor</th> <th>Loss Factor</th> <th>Factor</th> <th></th> <th></th> <th></th> </tr> <tr> <th>MHz</th> <th>dBuV/m</th> <th>dBuV/m</th> <th>dB</th> <th>dBuV</th> <th>dB/m</th> <th>dB</th> <th>dB</th> <th>cm</th> <th>deg</th> </tr> </thead> <tbody> <tr> <td>1</td> <td>5230.00</td> <td>98.00</td> <td>-----</td> <td>-----</td> <td>89.87</td> <td>32.96</td> <td>13.01</td> <td>37.84</td> <td>0.00</td> <td>100</td> <td>5</td> <td>PEAK</td> </tr> </tbody> </table>	Limit	Read	Ant	Cable	Preamp	Aux	APos	TPos	Remark	Freq	Level	Line Margin	Level Factor	Loss Factor	Factor				MHz	dBuV/m	dBuV/m	dB	dBuV	dB/m	dB	dB	cm	deg	1	5230.00	98.00	-----	-----	89.87	32.96	13.01	37.84	0.00	100	5	PEAK
	Limit	Read	Ant	Cable	Preamp	Aux	APos	TPos	Remark																																																																											
Freq	Level	Line Margin	Level Factor	Loss Factor	Factor																																																																															
MHz	dBuV/m	dBuV/m	dB	dBuV	dB/m	dB	dB	cm	deg																																																																											
1	5092.92	49.42	74.00	-24.58	41.20	33.10	12.86	37.74	0.00	100	5	PEAK																																																																								
Limit	Read	Ant	Cable	Preamp	Aux	APos	TPos	Remark																																																																												
Freq	Level	Line Margin	Level Factor	Loss Factor	Factor																																																																															
MHz	dBuV/m	dBuV/m	dB	dBuV	dB/m	dB	dB	cm	deg																																																																											
1	5230.00	98.00	-----	-----	89.87	32.96	13.01	37.84	0.00	100	5	PEAK																																																																								
Avg	<p>Site : 03CH20-HY Condition: AVG_BE_54 3m HF_91200_02360_231030 HORIZONTAL : RBW:1000.000kHz VBW:1.600kHz SWT:Auto</p> <table border="1"> <thead> <tr> <th>Limit</th> <th>Read</th> <th>Ant</th> <th>Cable</th> <th>Preamp</th> <th>Aux</th> <th>APos</th> <th>TPos</th> <th>Remark</th> </tr> <tr> <th>Freq</th> <th>Level</th> <th>Line Margin</th> <th>Level Factor</th> <th>Loss Factor</th> <th>Factor</th> <th></th> <th></th> <th></th> </tr> <tr> <th>MHz</th> <th>dBuV/m</th> <th>dBuV/m</th> <th>dB</th> <th>dBuV</th> <th>dB/m</th> <th>dB</th> <th>dB</th> <th>cm</th> <th>deg</th> </tr> </thead> <tbody> <tr> <td>1</td> <td>5147.20</td> <td>39.74</td> <td>54.00</td> <td>-14.26</td> <td>31.70</td> <td>32.91</td> <td>12.91</td> <td>37.78</td> <td>0.00</td> <td>100</td> <td>5</td> <td>AVERAGE</td> </tr> </tbody> </table>	Limit	Read	Ant	Cable	Preamp	Aux	APos	TPos	Remark	Freq	Level	Line Margin	Level Factor	Loss Factor	Factor				MHz	dBuV/m	dBuV/m	dB	dBuV	dB/m	dB	dB	cm	deg	1	5147.20	39.74	54.00	-14.26	31.70	32.91	12.91	37.78	0.00	100	5	AVERAGE	<p>Site : 03CH20-HY Condition: AVG_54 3m HF_91200_02360_231030 HORIZONTAL : RBW:1000.000kHz VBW:1.600kHz SWT:Auto</p> <table border="1"> <thead> <tr> <th>Limit</th> <th>Read</th> <th>Ant</th> <th>Cable</th> <th>Preamp</th> <th>Aux</th> <th>APos</th> <th>TPos</th> <th>Remark</th> </tr> <tr> <th>Freq</th> <th>Level</th> <th>Line Margin</th> <th>Level Factor</th> <th>Loss Factor</th> <th>Factor</th> <th></th> <th></th> <th></th> </tr> <tr> <th>MHz</th> <th>dBuV/m</th> <th>dBuV/m</th> <th>dB</th> <th>dBuV</th> <th>dB/m</th> <th>dB</th> <th>dB</th> <th>cm</th> <th>deg</th> </tr> </thead> <tbody> <tr> <td>1</td> <td>5230.00</td> <td>92.00</td> <td>-----</td> <td>-----</td> <td>83.87</td> <td>32.96</td> <td>13.01</td> <td>37.84</td> <td>0.00</td> <td>100</td> <td>5</td> <td>AVERAGE</td> </tr> </tbody> </table>	Limit	Read	Ant	Cable	Preamp	Aux	APos	TPos	Remark	Freq	Level	Line Margin	Level Factor	Loss Factor	Factor				MHz	dBuV/m	dBuV/m	dB	dBuV	dB/m	dB	dB	cm	deg	1	5230.00	92.00	-----	-----	83.87	32.96	13.01	37.84	0.00	100	5	AVERAGE
Limit	Read	Ant	Cable	Preamp	Aux	APos	TPos	Remark																																																																												
Freq	Level	Line Margin	Level Factor	Loss Factor	Factor																																																																															
MHz	dBuV/m	dBuV/m	dB	dBuV	dB/m	dB	dB	cm	deg																																																																											
1	5147.20	39.74	54.00	-14.26	31.70	32.91	12.91	37.78	0.00	100	5	AVERAGE																																																																								
Limit	Read	Ant	Cable	Preamp	Aux	APos	TPos	Remark																																																																												
Freq	Level	Line Margin	Level Factor	Loss Factor	Factor																																																																															
MHz	dBuV/m	dBuV/m	dB	dBuV	dB/m	dB	dB	cm	deg																																																																											
1	5230.00	92.00	-----	-----	83.87	32.96	13.01	37.84	0.00	100	5	AVERAGE																																																																								



Mode	8																																								
	Band Edge - R																																								
	U-NII-1_5.15-5.25_802.11ac VHT40_CH46_5230MHz																																								
ANT	1																																								
Pol.	Horizontal	Fundamental																																							
Peak	<p>Site : 03CH20-HY Condition: PEAK_BE_74 3m HF_91200_02360_231030 HORIZONTAL : RBW:1000.000kHz VBW:3000.000kHz SMT:Auto</p> <table border="1"> <thead> <tr> <th>Limit</th> <th>Read</th> <th>Ant</th> <th>Cable</th> <th>Preamp</th> <th>Aux</th> <th>APos</th> <th>TPos</th> <th>Remark</th> </tr> <tr> <th>Freq</th> <th>Level</th> <th>Line</th> <th>Margin</th> <th>Level</th> <th>Factor</th> <th>Loss</th> <th>Factor</th> <th>Factor</th> </tr> <tr> <th>MHz</th> <th>dBuV/m</th> <th>dBuV/m</th> <th>dB</th> <th>dBuV</th> <th>dB/m</th> <th>dB</th> <th>dB</th> <th>cm</th> <th>deg</th> </tr> </thead> <tbody> <tr> <td>1 5368.00</td> <td>46.65</td> <td>74.00</td> <td>-27.35</td> <td>38.61</td> <td>32.76</td> <td>13.21</td> <td>37.93</td> <td>0.00</td> <td>100</td> <td>5 PEAK</td> </tr> </tbody> </table>	Limit	Read	Ant	Cable	Preamp	Aux	APos	TPos	Remark	Freq	Level	Line	Margin	Level	Factor	Loss	Factor	Factor	MHz	dBuV/m	dBuV/m	dB	dBuV	dB/m	dB	dB	cm	deg	1 5368.00	46.65	74.00	-27.35	38.61	32.76	13.21	37.93	0.00	100	5 PEAK	Blank
Limit	Read	Ant	Cable	Preamp	Aux	APos	TPos	Remark																																	
Freq	Level	Line	Margin	Level	Factor	Loss	Factor	Factor																																	
MHz	dBuV/m	dBuV/m	dB	dBuV	dB/m	dB	dB	cm	deg																																
1 5368.00	46.65	74.00	-27.35	38.61	32.76	13.21	37.93	0.00	100	5 PEAK																															
Avg	<p>Site : 03CH20-HY Condition: AVG_BE_54 3m HF_91200_02360_231030 HORIZONTAL : RBW:1000.000kHz VBW:1.000kHz SMT:Auto</p> <table border="1"> <thead> <tr> <th>Limit</th> <th>Read</th> <th>Ant</th> <th>Cable</th> <th>Preamp</th> <th>Aux</th> <th>APos</th> <th>TPos</th> <th>Remark</th> </tr> <tr> <th>Freq</th> <th>Level</th> <th>Line</th> <th>Margin</th> <th>Level</th> <th>Factor</th> <th>Loss</th> <th>Factor</th> <th>Factor</th> </tr> <tr> <th>MHz</th> <th>dBuV/m</th> <th>dBuV/m</th> <th>dB</th> <th>dBuV</th> <th>dB/m</th> <th>dB</th> <th>dB</th> <th>cm</th> <th>deg</th> </tr> </thead> <tbody> <tr> <td>1 5352.36</td> <td>38.45</td> <td>54.00</td> <td>-15.55</td> <td>30.38</td> <td>32.00</td> <td>13.19</td> <td>37.92</td> <td>0.00</td> <td>100</td> <td>5 AVERAGE</td> </tr> </tbody> </table>	Limit	Read	Ant	Cable	Preamp	Aux	APos	TPos	Remark	Freq	Level	Line	Margin	Level	Factor	Loss	Factor	Factor	MHz	dBuV/m	dBuV/m	dB	dBuV	dB/m	dB	dB	cm	deg	1 5352.36	38.45	54.00	-15.55	30.38	32.00	13.19	37.92	0.00	100	5 AVERAGE	Blank
Limit	Read	Ant	Cable	Preamp	Aux	APos	TPos	Remark																																	
Freq	Level	Line	Margin	Level	Factor	Loss	Factor	Factor																																	
MHz	dBuV/m	dBuV/m	dB	dBuV	dB/m	dB	dB	cm	deg																																
1 5352.36	38.45	54.00	-15.55	30.38	32.00	13.19	37.92	0.00	100	5 AVERAGE																															



Mode	8																																																																																			
	Band Edge - L																																																																																			
	U-NII-1_5.15-5.25_802.11ac VHT40_CH46_5230MHz																																																																																			
ANT	1																																																																																			
Pol.	Vertical	Fundamental																																																																																		
Peak	 <p>Level (dBuV/m) vs Frequency (MHz) plot for Vertical Peak. The plot shows a signal level rising from approximately 40 dBuV/m at 5000 MHz to about 80 dBuV/m at 5230 MHz. A red horizontal line is drawn at approximately 75 dBuV/m. A peak is visible at 5092 MHz.</p> <p>Site : 03CH20-HY Condition: PEAK_BE_74 3m HF_91200_02360_231030 VERTICAL : RBW:1000.000kHz VBW:3000.000kHz SWT:Auto</p> <table border="1"> <thead> <tr> <th>Limit</th> <th>Read</th> <th>Ant</th> <th>Cable</th> <th>Preamp</th> <th>Aux</th> <th>APos</th> <th>TPos</th> <th>Remark</th> </tr> <tr> <th>Freq</th> <th>Level</th> <th>Line</th> <th>Margin</th> <th>Level</th> <th>Factor</th> <th>Loss</th> <th>Factor</th> <th>Factor</th> </tr> <tr> <th>MHz</th> <th>dBuV/m</th> <th>dBuV/m</th> <th>dB</th> <th>dBuV</th> <th>dB/m</th> <th>dB</th> <th>dB</th> <th>cm</th> <th>deg</th> </tr> </thead> <tbody> <tr> <td>1</td> <td>5089.47</td> <td>47.90</td> <td>74.00</td> <td>-26.10</td> <td>39.68</td> <td>33.10</td> <td>12.85</td> <td>37.73</td> <td>0.00</td> <td>400</td> <td>72</td> <td>PEAK</td> </tr> </tbody> </table>	Limit	Read	Ant	Cable	Preamp	Aux	APos	TPos	Remark	Freq	Level	Line	Margin	Level	Factor	Loss	Factor	Factor	MHz	dBuV/m	dBuV/m	dB	dBuV	dB/m	dB	dB	cm	deg	1	5089.47	47.90	74.00	-26.10	39.68	33.10	12.85	37.73	0.00	400	72	PEAK	 <p>Level (dBuV/m) vs Frequency (MHz) plot for Fundamental Peak. The plot shows a signal level rising from approximately 40 dBuV/m at 1000 MHz to about 80 dBuV/m at 5230 MHz. A red horizontal line is drawn at approximately 75 dBuV/m. A peak is visible at 5230 MHz.</p> <p>Site : 03CH20-HY Condition: PEAK(UNII) 3m HF_91200_02360_231030 VERTICAL : RBW:1000.000kHz VBW:3000.000kHz SWT:Auto</p> <table border="1"> <thead> <tr> <th>Limit</th> <th>Read</th> <th>Ant</th> <th>Cable</th> <th>Preamp</th> <th>Aux</th> <th>APos</th> <th>TPos</th> <th>Remark</th> </tr> <tr> <th>Freq</th> <th>Level</th> <th>Line</th> <th>Margin</th> <th>Level</th> <th>Factor</th> <th>Loss</th> <th>Factor</th> <th>Factor</th> </tr> <tr> <th>MHz</th> <th>dBuV/m</th> <th>dBuV/m</th> <th>dB</th> <th>dBuV</th> <th>dB/m</th> <th>dB</th> <th>dB</th> <th>cm</th> <th>deg</th> </tr> </thead> <tbody> <tr> <td>1</td> <td>5230.00</td> <td>91.77</td> <td>-----</td> <td>-----</td> <td>83.64</td> <td>32.96</td> <td>13.01</td> <td>37.84</td> <td>0.00</td> <td>400</td> <td>72</td> <td>PEAK</td> </tr> </tbody> </table>	Limit	Read	Ant	Cable	Preamp	Aux	APos	TPos	Remark	Freq	Level	Line	Margin	Level	Factor	Loss	Factor	Factor	MHz	dBuV/m	dBuV/m	dB	dBuV	dB/m	dB	dB	cm	deg	1	5230.00	91.77	-----	-----	83.64	32.96	13.01	37.84	0.00	400	72	PEAK
	Limit	Read	Ant	Cable	Preamp	Aux	APos	TPos	Remark																																																																											
Freq	Level	Line	Margin	Level	Factor	Loss	Factor	Factor																																																																												
MHz	dBuV/m	dBuV/m	dB	dBuV	dB/m	dB	dB	cm	deg																																																																											
1	5089.47	47.90	74.00	-26.10	39.68	33.10	12.85	37.73	0.00	400	72	PEAK																																																																								
Limit	Read	Ant	Cable	Preamp	Aux	APos	TPos	Remark																																																																												
Freq	Level	Line	Margin	Level	Factor	Loss	Factor	Factor																																																																												
MHz	dBuV/m	dBuV/m	dB	dBuV	dB/m	dB	dB	cm	deg																																																																											
1	5230.00	91.77	-----	-----	83.64	32.96	13.01	37.84	0.00	400	72	PEAK																																																																								
Avg	 <p>Level (dBuV/m) vs Frequency (MHz) plot for Vertical Average. The plot shows a signal level rising from approximately 40 dBuV/m at 5000 MHz to about 80 dBuV/m at 5230 MHz. A red horizontal line is drawn at approximately 55 dBuV/m. A peak is visible at 5101.89 MHz.</p> <p>Site : 03CH20-HY Condition: AVG_BE_54 3m HF_91200_02360_231030 VERTICAL : RBW:1000.000kHz VBW:1.600kHz SWT:Auto</p> <table border="1"> <thead> <tr> <th>Limit</th> <th>Read</th> <th>Ant</th> <th>Cable</th> <th>Preamp</th> <th>Aux</th> <th>APos</th> <th>TPos</th> <th>Remark</th> </tr> <tr> <th>Freq</th> <th>Level</th> <th>Line</th> <th>Margin</th> <th>Level</th> <th>Factor</th> <th>Loss</th> <th>Factor</th> <th>Factor</th> </tr> <tr> <th>MHz</th> <th>dBuV/m</th> <th>dBuV/m</th> <th>dB</th> <th>dBuV</th> <th>dB/m</th> <th>dB</th> <th>dB</th> <th>cm</th> <th>deg</th> </tr> </thead> <tbody> <tr> <td>1</td> <td>5101.89</td> <td>39.08</td> <td>54.00</td> <td>-14.92</td> <td>30.86</td> <td>33.09</td> <td>12.87</td> <td>37.74</td> <td>0.00</td> <td>400</td> <td>72</td> <td>AVERAGE</td> </tr> </tbody> </table>	Limit	Read	Ant	Cable	Preamp	Aux	APos	TPos	Remark	Freq	Level	Line	Margin	Level	Factor	Loss	Factor	Factor	MHz	dBuV/m	dBuV/m	dB	dBuV	dB/m	dB	dB	cm	deg	1	5101.89	39.08	54.00	-14.92	30.86	33.09	12.87	37.74	0.00	400	72	AVERAGE	 <p>Level (dBuV/m) vs Frequency (MHz) plot for Fundamental Average. The plot shows a signal level rising from approximately 40 dBuV/m at 1000 MHz to about 80 dBuV/m at 5230 MHz. A red horizontal line is drawn at approximately 55 dBuV/m. A peak is visible at 5230 MHz.</p> <p>Site : 03CH20-HY Condition: AVG_54 3m HF_91200_02360_231030 VERTICAL : RBW:1000.000kHz VBW:1.600kHz SWT:Auto</p> <table border="1"> <thead> <tr> <th>Limit</th> <th>Read</th> <th>Ant</th> <th>Cable</th> <th>Preamp</th> <th>Aux</th> <th>APos</th> <th>TPos</th> <th>Remark</th> </tr> <tr> <th>Freq</th> <th>Level</th> <th>Line</th> <th>Margin</th> <th>Level</th> <th>Factor</th> <th>Loss</th> <th>Factor</th> <th>Factor</th> </tr> <tr> <th>MHz</th> <th>dBuV/m</th> <th>dBuV/m</th> <th>dB</th> <th>dBuV</th> <th>dB/m</th> <th>dB</th> <th>dB</th> <th>cm</th> <th>deg</th> </tr> </thead> <tbody> <tr> <td>1</td> <td>5230.00</td> <td>84.83</td> <td>-----</td> <td>-----</td> <td>76.70</td> <td>32.96</td> <td>13.01</td> <td>37.84</td> <td>0.00</td> <td>400</td> <td>72</td> <td>AVERAGE</td> </tr> </tbody> </table>	Limit	Read	Ant	Cable	Preamp	Aux	APos	TPos	Remark	Freq	Level	Line	Margin	Level	Factor	Loss	Factor	Factor	MHz	dBuV/m	dBuV/m	dB	dBuV	dB/m	dB	dB	cm	deg	1	5230.00	84.83	-----	-----	76.70	32.96	13.01	37.84	0.00	400	72	AVERAGE
Limit	Read	Ant	Cable	Preamp	Aux	APos	TPos	Remark																																																																												
Freq	Level	Line	Margin	Level	Factor	Loss	Factor	Factor																																																																												
MHz	dBuV/m	dBuV/m	dB	dBuV	dB/m	dB	dB	cm	deg																																																																											
1	5101.89	39.08	54.00	-14.92	30.86	33.09	12.87	37.74	0.00	400	72	AVERAGE																																																																								
Limit	Read	Ant	Cable	Preamp	Aux	APos	TPos	Remark																																																																												
Freq	Level	Line	Margin	Level	Factor	Loss	Factor	Factor																																																																												
MHz	dBuV/m	dBuV/m	dB	dBuV	dB/m	dB	dB	cm	deg																																																																											
1	5230.00	84.83	-----	-----	76.70	32.96	13.01	37.84	0.00	400	72	AVERAGE																																																																								





Mode	8																																							
	Band Edge - R																																							
	U-NII-1_5.15-5.25_802.11ac VHT40_CH46_5230MHz																																							
ANT	1																																							
Pol.	Vertical	Fundamental																																						
Peak	<p>Site : 03CH20-HY Condition: PEAK_BE_74 3m HF_91200_02360_231030 VERTICAL : RBW:1000.000kHz VBW:3000.000kHz SMT:Auto</p> <table border="1"> <thead> <tr> <th>Limit</th> <th>Read</th> <th>Ant</th> <th>Cable</th> <th>Preamp</th> <th>Aux</th> <th>APos</th> <th>TPos</th> <th>Remark</th> </tr> <tr> <th>Freq</th> <th>Level</th> <th>Line</th> <th>Margin</th> <th>Level</th> <th>Factor</th> <th>Loss</th> <th>Factor</th> <th>Factor</th> </tr> <tr> <th>MHz</th> <th>dBuV/m</th> <th>dBuV/m</th> <th>dB</th> <th>dBuV</th> <th>dB/m</th> <th>dB</th> <th>dB</th> <th>cm</th> <th>deg</th> </tr> </thead> <tbody> <tr> <td>1 5440.91</td> <td>46.82</td> <td>74.00</td> <td>-27.18</td> <td>38.72</td> <td>32.78</td> <td>13.31</td> <td>37.99</td> <td>0.00</td> <td>400 72 PEAK</td> </tr> </tbody> </table>	Limit	Read	Ant	Cable	Preamp	Aux	APos	TPos	Remark	Freq	Level	Line	Margin	Level	Factor	Loss	Factor	Factor	MHz	dBuV/m	dBuV/m	dB	dBuV	dB/m	dB	dB	cm	deg	1 5440.91	46.82	74.00	-27.18	38.72	32.78	13.31	37.99	0.00	400 72 PEAK	Blank
Limit	Read	Ant	Cable	Preamp	Aux	APos	TPos	Remark																																
Freq	Level	Line	Margin	Level	Factor	Loss	Factor	Factor																																
MHz	dBuV/m	dBuV/m	dB	dBuV	dB/m	dB	dB	cm	deg																															
1 5440.91	46.82	74.00	-27.18	38.72	32.78	13.31	37.99	0.00	400 72 PEAK																															
Avg	<p>Site : 03CH20-HY Condition: AVG_BE_54 3m HF_91200_02360_231030 VERTICAL : RBW:1000.000kHz VBW:1.000kHz SMT:Auto</p> <table border="1"> <thead> <tr> <th>Limit</th> <th>Read</th> <th>Ant</th> <th>Cable</th> <th>Preamp</th> <th>Aux</th> <th>APos</th> <th>TPos</th> <th>Remark</th> </tr> <tr> <th>Freq</th> <th>Level</th> <th>Line</th> <th>Margin</th> <th>Level</th> <th>Factor</th> <th>Loss</th> <th>Factor</th> <th>Factor</th> </tr> <tr> <th>MHz</th> <th>dBuV/m</th> <th>dBuV/m</th> <th>dB</th> <th>dBuV</th> <th>dB/m</th> <th>dB</th> <th>dB</th> <th>cm</th> <th>deg</th> </tr> </thead> <tbody> <tr> <td>1 5440.22</td> <td>37.26</td> <td>54.00</td> <td>-16.74</td> <td>29.16</td> <td>32.78</td> <td>13.31</td> <td>37.99</td> <td>0.00</td> <td>400 72 AVERAGE</td> </tr> </tbody> </table>	Limit	Read	Ant	Cable	Preamp	Aux	APos	TPos	Remark	Freq	Level	Line	Margin	Level	Factor	Loss	Factor	Factor	MHz	dBuV/m	dBuV/m	dB	dBuV	dB/m	dB	dB	cm	deg	1 5440.22	37.26	54.00	-16.74	29.16	32.78	13.31	37.99	0.00	400 72 AVERAGE	Blank
Limit	Read	Ant	Cable	Preamp	Aux	APos	TPos	Remark																																
Freq	Level	Line	Margin	Level	Factor	Loss	Factor	Factor																																
MHz	dBuV/m	dBuV/m	dB	dBuV	dB/m	dB	dB	cm	deg																															
1 5440.22	37.26	54.00	-16.74	29.16	32.78	13.31	37.99	0.00	400 72 AVERAGE																															

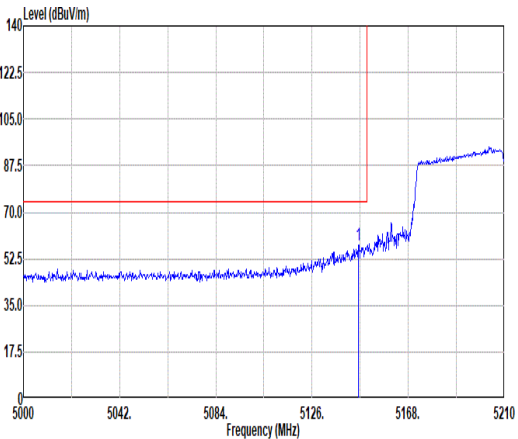
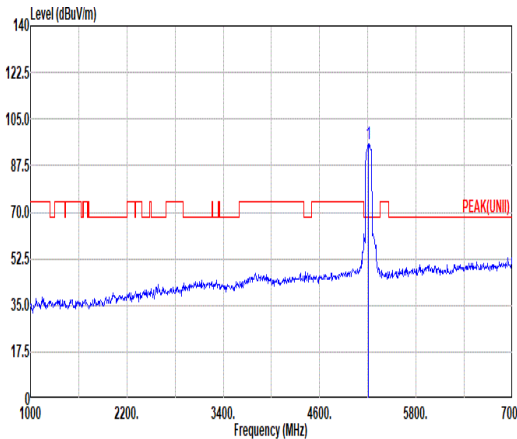
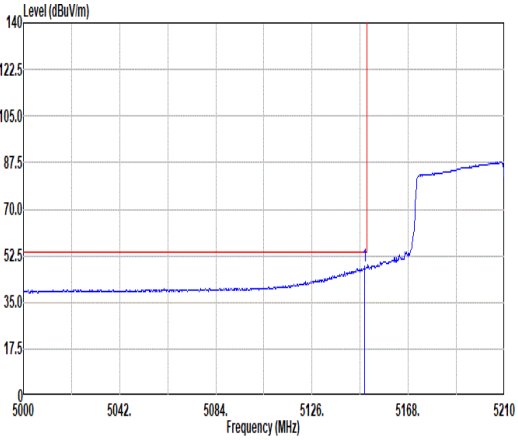
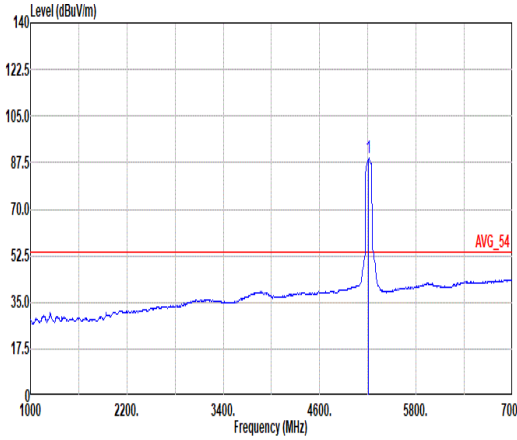


Mode	8																																																																																																																									
	Harmonic																																																																																																																									
	U-NII-1_5.15-5.25_802.11ac VHT40_CH46_5230MHz																																																																																																																									
ANT	1																																																																																																																									
Pol.	Horizontal	Vertical																																																																																																																								
Peak Avg	<p>Site : 03CH20-HY Condition: PEAK(UNII) 3m HF_91200_02360_231030 HORIZONTAL</p> <table border="1"> <thead> <tr> <th>Peak</th> <th>Freq</th> <th>Level</th> <th>Limit</th> <th>Read</th> <th>Ant</th> <th>Cable</th> <th>Preamp</th> <th>Aux</th> <th>APos</th> <th>TPos</th> <th>Remark</th> </tr> <tr> <th></th> <th>MHz</th> <th>dBuV/m</th> <th>dBuV/m</th> <th>dB</th> <th>dBuV</th> <th>dB/m</th> <th>dB</th> <th>dB</th> <th>dB</th> <th>cm</th> <th>deg</th> </tr> </thead> <tbody> <tr> <td>1</td> <td>10460.00</td> <td>50.52</td> <td>68.20</td> <td>-17.68</td> <td>34.36</td> <td>38.60</td> <td>18.53</td> <td>41.48</td> <td>0.51</td> <td>--</td> <td>-- PEAK</td> </tr> <tr> <td>2</td> <td>15690.00</td> <td>52.16</td> <td>74.00</td> <td>-21.84</td> <td>35.16</td> <td>38.18</td> <td>22.94</td> <td>44.59</td> <td>0.47</td> <td>400</td> <td>289 PEAK</td> </tr> <tr> <td>3</td> <td>15690.00</td> <td>42.20</td> <td>54.00</td> <td>-11.80</td> <td>25.20</td> <td>38.18</td> <td>22.94</td> <td>44.59</td> <td>0.47</td> <td>400</td> <td>289 Average</td> </tr> </tbody> </table>	Peak	Freq	Level	Limit	Read	Ant	Cable	Preamp	Aux	APos	TPos	Remark		MHz	dBuV/m	dBuV/m	dB	dBuV	dB/m	dB	dB	dB	cm	deg	1	10460.00	50.52	68.20	-17.68	34.36	38.60	18.53	41.48	0.51	--	-- PEAK	2	15690.00	52.16	74.00	-21.84	35.16	38.18	22.94	44.59	0.47	400	289 PEAK	3	15690.00	42.20	54.00	-11.80	25.20	38.18	22.94	44.59	0.47	400	289 Average	<p>Site : 03CH20-HY Condition: PEAK(UNII) 3m HF_91200_02360_231030 VERTICAL</p> <table border="1"> <thead> <tr> <th>Peak</th> <th>Freq</th> <th>Level</th> <th>Limit</th> <th>Read</th> <th>Ant</th> <th>Cable</th> <th>Preamp</th> <th>Aux</th> <th>APos</th> <th>TPos</th> <th>Remark</th> </tr> <tr> <th></th> <th>MHz</th> <th>dBuV/m</th> <th>dBuV/m</th> <th>dB</th> <th>dBuV</th> <th>dB/m</th> <th>dB</th> <th>dB</th> <th>dB</th> <th>cm</th> <th>deg</th> </tr> </thead> <tbody> <tr> <td>1</td> <td>10460.00</td> <td>51.02</td> <td>68.20</td> <td>-17.18</td> <td>34.86</td> <td>38.60</td> <td>18.53</td> <td>41.48</td> <td>0.51</td> <td>--</td> <td>-- PEAK</td> </tr> <tr> <td>2</td> <td>15690.00</td> <td>51.52</td> <td>74.00</td> <td>-22.48</td> <td>34.52</td> <td>38.18</td> <td>22.94</td> <td>44.59</td> <td>0.47</td> <td>300</td> <td>31 PEAK</td> </tr> <tr> <td>3</td> <td>15690.00</td> <td>42.33</td> <td>54.00</td> <td>-11.67</td> <td>25.33</td> <td>38.18</td> <td>22.94</td> <td>44.59</td> <td>0.47</td> <td>300</td> <td>31 Average</td> </tr> </tbody> </table>	Peak	Freq	Level	Limit	Read	Ant	Cable	Preamp	Aux	APos	TPos	Remark		MHz	dBuV/m	dBuV/m	dB	dBuV	dB/m	dB	dB	dB	cm	deg	1	10460.00	51.02	68.20	-17.18	34.86	38.60	18.53	41.48	0.51	--	-- PEAK	2	15690.00	51.52	74.00	-22.48	34.52	38.18	22.94	44.59	0.47	300	31 PEAK	3	15690.00	42.33	54.00	-11.67	25.33	38.18	22.94	44.59	0.47	300	31 Average
	Peak	Freq	Level	Limit	Read	Ant	Cable	Preamp	Aux	APos	TPos	Remark																																																																																																														
	MHz	dBuV/m	dBuV/m	dB	dBuV	dB/m	dB	dB	dB	cm	deg																																																																																																															
1	10460.00	50.52	68.20	-17.68	34.36	38.60	18.53	41.48	0.51	--	-- PEAK																																																																																																															
2	15690.00	52.16	74.00	-21.84	35.16	38.18	22.94	44.59	0.47	400	289 PEAK																																																																																																															
3	15690.00	42.20	54.00	-11.80	25.20	38.18	22.94	44.59	0.47	400	289 Average																																																																																																															
Peak	Freq	Level	Limit	Read	Ant	Cable	Preamp	Aux	APos	TPos	Remark																																																																																																															
	MHz	dBuV/m	dBuV/m	dB	dBuV	dB/m	dB	dB	dB	cm	deg																																																																																																															
1	10460.00	51.02	68.20	-17.18	34.86	38.60	18.53	41.48	0.51	--	-- PEAK																																																																																																															
2	15690.00	51.52	74.00	-22.48	34.52	38.18	22.94	44.59	0.47	300	31 PEAK																																																																																																															
3	15690.00	42.33	54.00	-11.67	25.33	38.18	22.94	44.59	0.47	300	31 Average																																																																																																															



	<b>8</b>	
<b>Mode</b>	<b>Harmonic</b>	
	<b>U-NII-1_5.15-5.25_802.11ac VHT40_CH46_5230MHz</b>	
<b>ANT</b>	<b>1</b>	
<b>Pol.</b>	<b>Horizontal</b>	<b>Vertical</b>
<b>14.47G</b> <b>~14.5G</b> <b>Avg</b>	<p>Site : 03CH20-HY Condition: AVG_54 3m HF_91200_02360_231030 HORIZONTAL</p>	<p>Site : 03CH20-HY Condition: AVG_54 3m HF_91200_02360_231030 VERTICAL</p>
	<p>Site : 03CH20-HY Condition: AVG_54 3m HF_91200_02360_231030 HORIZONTAL</p>	<p>Site : 03CH20-HY Condition: AVG_54 3m HF_91200_02360_231030 VERTICAL</p>

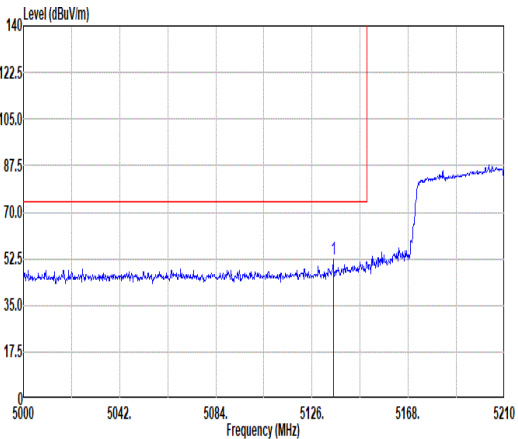
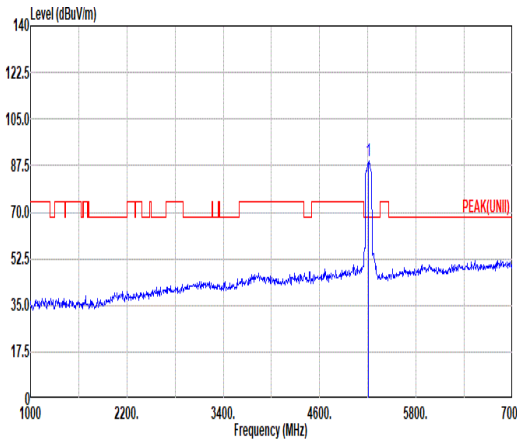
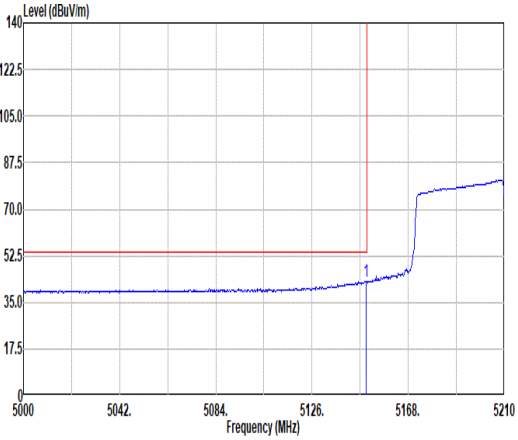
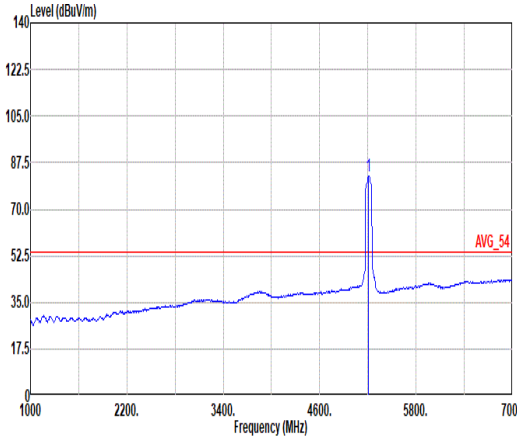


Mode	9																																																																																			
	Band Edge - L																																																																																			
	U-NII-1_5.15-5.25_802.11ac VHT80_CH42_5210MHz																																																																																			
ANT	1																																																																																			
Pol.	Horizontal	Fundamental																																																																																		
Peak	 <p>Site : 03CH20-HY Condition: PEAK_BE_74 3m HF_91200_02360_231030 HORIZONTAL : RBW:1000.000kHz VBW:3000.000kHz SMT:Auto</p> <table border="1"> <thead> <tr> <th>Limit</th> <th>Read</th> <th>Ant</th> <th>Cable</th> <th>Preamp</th> <th>Aux</th> <th>APos</th> <th>TPos</th> <th>Remark</th> </tr> <tr> <th>Freq</th> <th>Level</th> <th>Line Margin</th> <th>Level Factor</th> <th>Loss Factor</th> <th>Factor</th> <th></th> <th></th> <th></th> </tr> <tr> <th>MHz</th> <th>dBuV/m</th> <th>dBuV/m</th> <th>dB</th> <th>dBuV</th> <th>dB/m</th> <th>dB</th> <th>dB</th> <th>cm</th> <th>deg</th> </tr> </thead> <tbody> <tr> <td>1</td> <td>5146.37</td> <td>57.71</td> <td>74.00</td> <td>-16.29</td> <td>49.67</td> <td>32.91</td> <td>12.91</td> <td>37.78</td> <td>0.00</td> <td>100</td> <td>12</td> <td>PEAK</td> </tr> </tbody> </table>	Limit	Read	Ant	Cable	Preamp	Aux	APos	TPos	Remark	Freq	Level	Line Margin	Level Factor	Loss Factor	Factor				MHz	dBuV/m	dBuV/m	dB	dBuV	dB/m	dB	dB	cm	deg	1	5146.37	57.71	74.00	-16.29	49.67	32.91	12.91	37.78	0.00	100	12	PEAK	 <p>Site : 03CH20-HY Condition: PEAK(UNII) 3m HF_91200_02360_231030 HORIZONTAL : RBW:1000.000kHz VBW:3000.000kHz SMT:Auto</p> <table border="1"> <thead> <tr> <th>Limit</th> <th>Read</th> <th>Ant</th> <th>Cable</th> <th>Preamp</th> <th>Aux</th> <th>APos</th> <th>TPos</th> <th>Remark</th> </tr> <tr> <th>Freq</th> <th>Level</th> <th>Line Margin</th> <th>Level Factor</th> <th>Loss Factor</th> <th>Factor</th> <th></th> <th></th> <th></th> </tr> <tr> <th>MHz</th> <th>dBuV/m</th> <th>dBuV/m</th> <th>dB</th> <th>dBuV</th> <th>dB/m</th> <th>dB</th> <th>dB</th> <th>cm</th> <th>deg</th> </tr> </thead> <tbody> <tr> <td>1</td> <td>5210.00</td> <td>95.86</td> <td>-----</td> <td>-----</td> <td>87.76</td> <td>32.94</td> <td>12.99</td> <td>37.83</td> <td>0.00</td> <td>100</td> <td>12</td> <td>PEAK</td> </tr> </tbody> </table>	Limit	Read	Ant	Cable	Preamp	Aux	APos	TPos	Remark	Freq	Level	Line Margin	Level Factor	Loss Factor	Factor				MHz	dBuV/m	dBuV/m	dB	dBuV	dB/m	dB	dB	cm	deg	1	5210.00	95.86	-----	-----	87.76	32.94	12.99	37.83	0.00	100	12	PEAK
Limit	Read	Ant	Cable	Preamp	Aux	APos	TPos	Remark																																																																												
Freq	Level	Line Margin	Level Factor	Loss Factor	Factor																																																																															
MHz	dBuV/m	dBuV/m	dB	dBuV	dB/m	dB	dB	cm	deg																																																																											
1	5146.37	57.71	74.00	-16.29	49.67	32.91	12.91	37.78	0.00	100	12	PEAK																																																																								
Limit	Read	Ant	Cable	Preamp	Aux	APos	TPos	Remark																																																																												
Freq	Level	Line Margin	Level Factor	Loss Factor	Factor																																																																															
MHz	dBuV/m	dBuV/m	dB	dBuV	dB/m	dB	dB	cm	deg																																																																											
1	5210.00	95.86	-----	-----	87.76	32.94	12.99	37.83	0.00	100	12	PEAK																																																																								
Avg	 <p>Site : 03CH20-HY Condition: AVG_BE_54 3m HF_91200_02360_231030 HORIZONTAL : RBW:1000.000kHz VBW:3.300kHz SMT:Auto</p> <table border="1"> <thead> <tr> <th>Limit</th> <th>Read</th> <th>Ant</th> <th>Cable</th> <th>Preamp</th> <th>Aux</th> <th>APos</th> <th>TPos</th> <th>Remark</th> </tr> <tr> <th>Freq</th> <th>Level</th> <th>Line Margin</th> <th>Level Factor</th> <th>Loss Factor</th> <th>Factor</th> <th></th> <th></th> <th></th> </tr> <tr> <th>MHz</th> <th>dBuV/m</th> <th>dBuV/m</th> <th>dB</th> <th>dBuV</th> <th>dB/m</th> <th>dB</th> <th>dB</th> <th>cm</th> <th>deg</th> </tr> </thead> <tbody> <tr> <td>1</td> <td>5149.10</td> <td>48.65</td> <td>54.00</td> <td>-5.35</td> <td>40.62</td> <td>32.90</td> <td>12.91</td> <td>37.78</td> <td>0.00</td> <td>100</td> <td>12</td> <td>AVERAGE</td> </tr> </tbody> </table>	Limit	Read	Ant	Cable	Preamp	Aux	APos	TPos	Remark	Freq	Level	Line Margin	Level Factor	Loss Factor	Factor				MHz	dBuV/m	dBuV/m	dB	dBuV	dB/m	dB	dB	cm	deg	1	5149.10	48.65	54.00	-5.35	40.62	32.90	12.91	37.78	0.00	100	12	AVERAGE	 <p>Site : 03CH20-HY Condition: AVG_54 3m HF_91200_02360_231030 HORIZONTAL : RBW:1000.000kHz VBW:3.300kHz SMT:Auto</p> <table border="1"> <thead> <tr> <th>Limit</th> <th>Read</th> <th>Ant</th> <th>Cable</th> <th>Preamp</th> <th>Aux</th> <th>APos</th> <th>TPos</th> <th>Remark</th> </tr> <tr> <th>Freq</th> <th>Level</th> <th>Line Margin</th> <th>Level Factor</th> <th>Loss Factor</th> <th>Factor</th> <th></th> <th></th> <th></th> </tr> <tr> <th>MHz</th> <th>dBuV/m</th> <th>dBuV/m</th> <th>dB</th> <th>dBuV</th> <th>dB/m</th> <th>dB</th> <th>dB</th> <th>cm</th> <th>deg</th> </tr> </thead> <tbody> <tr> <td>1</td> <td>5210.00</td> <td>89.16</td> <td>-----</td> <td>-----</td> <td>81.00</td> <td>32.92</td> <td>12.90</td> <td>37.82</td> <td>0.00</td> <td>100</td> <td>12</td> <td>AVERAGE</td> </tr> </tbody> </table>	Limit	Read	Ant	Cable	Preamp	Aux	APos	TPos	Remark	Freq	Level	Line Margin	Level Factor	Loss Factor	Factor				MHz	dBuV/m	dBuV/m	dB	dBuV	dB/m	dB	dB	cm	deg	1	5210.00	89.16	-----	-----	81.00	32.92	12.90	37.82	0.00	100	12	AVERAGE
Limit	Read	Ant	Cable	Preamp	Aux	APos	TPos	Remark																																																																												
Freq	Level	Line Margin	Level Factor	Loss Factor	Factor																																																																															
MHz	dBuV/m	dBuV/m	dB	dBuV	dB/m	dB	dB	cm	deg																																																																											
1	5149.10	48.65	54.00	-5.35	40.62	32.90	12.91	37.78	0.00	100	12	AVERAGE																																																																								
Limit	Read	Ant	Cable	Preamp	Aux	APos	TPos	Remark																																																																												
Freq	Level	Line Margin	Level Factor	Loss Factor	Factor																																																																															
MHz	dBuV/m	dBuV/m	dB	dBuV	dB/m	dB	dB	cm	deg																																																																											
1	5210.00	89.16	-----	-----	81.00	32.92	12.90	37.82	0.00	100	12	AVERAGE																																																																								



	<b>9</b>																																								
<b>Mode</b>	<b>Band Edge - R</b>																																								
	<b>U-NII-1_5.15-5.25_802.11ac VHT80_CH42_5210MHz</b>																																								
<b>ANT</b>	<b>1</b>																																								
<b>Pol.</b>	<b>Horizontal</b>	<b>Fundamental</b>																																							
<b>Peak</b>	<p>Site : 03CH20-HY          Condition: PEAK_BE_74 3m HF_91200_02360_231030 HORIZONTAL          : RBW:1000.000kHz VBW:3000.000kHz SMT:Auto</p> <table border="1"> <thead> <tr> <th>Limit</th> <th>Read</th> <th>Ant</th> <th>Cable</th> <th>Preamp</th> <th>Aux</th> <th>APos</th> <th>TPos</th> <th>Remark</th> </tr> <tr> <th>Freq</th> <th>Level</th> <th>Line</th> <th>Margin</th> <th>Level</th> <th>Factor</th> <th>Loss</th> <th>Factor</th> <th>Factor</th> </tr> <tr> <th>MHz</th> <th>dBuV/m</th> <th>dBuV/m</th> <th>dB</th> <th>dBuV</th> <th>dB/m</th> <th>dB</th> <th>dB</th> <th>cm</th> <th>deg</th> </tr> </thead> <tbody> <tr> <td>1 5389.50</td> <td>47.18</td> <td>74.00</td> <td>-26.82</td> <td>39.17</td> <td>32.72</td> <td>13.24</td> <td>37.95</td> <td>0.00</td> <td>100</td> <td>12 PEAK</td> </tr> </tbody> </table>	Limit	Read	Ant	Cable	Preamp	Aux	APos	TPos	Remark	Freq	Level	Line	Margin	Level	Factor	Loss	Factor	Factor	MHz	dBuV/m	dBuV/m	dB	dBuV	dB/m	dB	dB	cm	deg	1 5389.50	47.18	74.00	-26.82	39.17	32.72	13.24	37.95	0.00	100	12 PEAK	<b>Blank</b>
Limit	Read	Ant	Cable	Preamp	Aux	APos	TPos	Remark																																	
Freq	Level	Line	Margin	Level	Factor	Loss	Factor	Factor																																	
MHz	dBuV/m	dBuV/m	dB	dBuV	dB/m	dB	dB	cm	deg																																
1 5389.50	47.18	74.00	-26.82	39.17	32.72	13.24	37.95	0.00	100	12 PEAK																															
<b>Avg</b>	<p>Site : 03CH20-HY          Condition: AVG_BE_54 3m HF_91200_02360_231030 HORIZONTAL          : RBW:1000.000kHz VBW:3.300kHz SMT:Auto</p> <table border="1"> <thead> <tr> <th>Limit</th> <th>Read</th> <th>Ant</th> <th>Cable</th> <th>Preamp</th> <th>Aux</th> <th>APos</th> <th>TPos</th> <th>Remark</th> </tr> <tr> <th>Freq</th> <th>Level</th> <th>Line</th> <th>Margin</th> <th>Level</th> <th>Factor</th> <th>Loss</th> <th>Factor</th> <th>Factor</th> </tr> <tr> <th>MHz</th> <th>dBuV/m</th> <th>dBuV/m</th> <th>dB</th> <th>dBuV</th> <th>dB/m</th> <th>dB</th> <th>dB</th> <th>cm</th> <th>deg</th> </tr> </thead> <tbody> <tr> <td>1 5353.50</td> <td>39.17</td> <td>54.00</td> <td>-14.83</td> <td>31.11</td> <td>32.79</td> <td>13.19</td> <td>37.92</td> <td>0.00</td> <td>100</td> <td>12 AVERAGE</td> </tr> </tbody> </table>	Limit	Read	Ant	Cable	Preamp	Aux	APos	TPos	Remark	Freq	Level	Line	Margin	Level	Factor	Loss	Factor	Factor	MHz	dBuV/m	dBuV/m	dB	dBuV	dB/m	dB	dB	cm	deg	1 5353.50	39.17	54.00	-14.83	31.11	32.79	13.19	37.92	0.00	100	12 AVERAGE	<b>Blank</b>
Limit	Read	Ant	Cable	Preamp	Aux	APos	TPos	Remark																																	
Freq	Level	Line	Margin	Level	Factor	Loss	Factor	Factor																																	
MHz	dBuV/m	dBuV/m	dB	dBuV	dB/m	dB	dB	cm	deg																																
1 5353.50	39.17	54.00	-14.83	31.11	32.79	13.19	37.92	0.00	100	12 AVERAGE																															



Mode	9																																																																																			
	Band Edge - L																																																																																			
	U-NII-1_5.15-5.25_802.11ac VHT80_CH42_5210MHz																																																																																			
ANT	1																																																																																			
Pol.	Vertical	Fundamental																																																																																		
Peak	 <p>Site : 03CH20-HY Condition: PEAK_BE_74 3m HF_91200_02360_231030 VERTICAL : RBW:1000.000kHz VBW:3000.000kHz SWT:Auto</p> <table border="1"> <thead> <tr> <th>Limit</th> <th>Read</th> <th>Ant</th> <th>Cable</th> <th>Preamp</th> <th>Aux</th> <th>APos</th> <th>TPos</th> <th>Remark</th> </tr> <tr> <th>Freq</th> <th>Level</th> <th>Line Margin</th> <th>Level Factor</th> <th>Loss Factor</th> <th>Loss Factor</th> <th>Factor</th> <th>Factor</th> <th></th> </tr> <tr> <th>MHz</th> <th>dBuV/m</th> <th>dBuV/m</th> <th>dB</th> <th>dBuV</th> <th>dB/m</th> <th>dB</th> <th>dB</th> <th>cm</th> <th>deg</th> </tr> </thead> <tbody> <tr> <td>1</td> <td>5135.24</td> <td>52.17</td> <td>74.00</td> <td>-21.83</td> <td>44.08</td> <td>32.96</td> <td>12.90</td> <td>37.77</td> <td>0.00</td> <td>100</td> <td>343</td> <td>PEAK</td> </tr> </tbody> </table>	Limit	Read	Ant	Cable	Preamp	Aux	APos	TPos	Remark	Freq	Level	Line Margin	Level Factor	Loss Factor	Loss Factor	Factor	Factor		MHz	dBuV/m	dBuV/m	dB	dBuV	dB/m	dB	dB	cm	deg	1	5135.24	52.17	74.00	-21.83	44.08	32.96	12.90	37.77	0.00	100	343	PEAK	 <p>Site : 03CH20-HY Condition: PEAK(UNII) 3m HF_91200_02360_231030 VERTICAL : RBW:1000.000kHz VBW:3000.000kHz SWT:Auto</p> <table border="1"> <thead> <tr> <th>Limit</th> <th>Read</th> <th>Ant</th> <th>Cable</th> <th>Preamp</th> <th>Aux</th> <th>APos</th> <th>TPos</th> <th>Remark</th> </tr> <tr> <th>Freq</th> <th>Level</th> <th>Line Margin</th> <th>Level Factor</th> <th>Loss Factor</th> <th>Loss Factor</th> <th>Factor</th> <th>Factor</th> <th></th> </tr> <tr> <th>MHz</th> <th>dBuV/m</th> <th>dBuV/m</th> <th>dB</th> <th>dBuV</th> <th>dB/m</th> <th>dB</th> <th>dB</th> <th>cm</th> <th>deg</th> </tr> </thead> <tbody> <tr> <td>1</td> <td>5210.00</td> <td>89.22</td> <td>-----</td> <td>-----</td> <td>81.12</td> <td>32.94</td> <td>12.99</td> <td>37.83</td> <td>0.00</td> <td>100</td> <td>343</td> <td>PEAK</td> </tr> </tbody> </table>	Limit	Read	Ant	Cable	Preamp	Aux	APos	TPos	Remark	Freq	Level	Line Margin	Level Factor	Loss Factor	Loss Factor	Factor	Factor		MHz	dBuV/m	dBuV/m	dB	dBuV	dB/m	dB	dB	cm	deg	1	5210.00	89.22	-----	-----	81.12	32.94	12.99	37.83	0.00	100	343	PEAK
	Limit	Read	Ant	Cable	Preamp	Aux	APos	TPos	Remark																																																																											
Freq	Level	Line Margin	Level Factor	Loss Factor	Loss Factor	Factor	Factor																																																																													
MHz	dBuV/m	dBuV/m	dB	dBuV	dB/m	dB	dB	cm	deg																																																																											
1	5135.24	52.17	74.00	-21.83	44.08	32.96	12.90	37.77	0.00	100	343	PEAK																																																																								
Limit	Read	Ant	Cable	Preamp	Aux	APos	TPos	Remark																																																																												
Freq	Level	Line Margin	Level Factor	Loss Factor	Loss Factor	Factor	Factor																																																																													
MHz	dBuV/m	dBuV/m	dB	dBuV	dB/m	dB	dB	cm	deg																																																																											
1	5210.00	89.22	-----	-----	81.12	32.94	12.99	37.83	0.00	100	343	PEAK																																																																								
Avg	 <p>Site : 03CH20-HY Condition: AVG_BE_54 3m HF_91200_02360_231030 VERTICAL : RBW:1000.000kHz VBW:3.300kHz SWT:Auto</p> <table border="1"> <thead> <tr> <th>Limit</th> <th>Read</th> <th>Ant</th> <th>Cable</th> <th>Preamp</th> <th>Aux</th> <th>APos</th> <th>TPos</th> <th>Remark</th> </tr> <tr> <th>Freq</th> <th>Level</th> <th>Line Margin</th> <th>Level Factor</th> <th>Loss Factor</th> <th>Loss Factor</th> <th>Factor</th> <th>Factor</th> <th></th> </tr> <tr> <th>MHz</th> <th>dBuV/m</th> <th>dBuV/m</th> <th>dB</th> <th>dBuV</th> <th>dB/m</th> <th>dB</th> <th>dB</th> <th>cm</th> <th>deg</th> </tr> </thead> <tbody> <tr> <td>1</td> <td>5149.52</td> <td>42.97</td> <td>54.00</td> <td>-11.03</td> <td>34.94</td> <td>32.90</td> <td>12.91</td> <td>37.78</td> <td>0.00</td> <td>100</td> <td>343</td> <td>AVERAGE</td> </tr> </tbody> </table>	Limit	Read	Ant	Cable	Preamp	Aux	APos	TPos	Remark	Freq	Level	Line Margin	Level Factor	Loss Factor	Loss Factor	Factor	Factor		MHz	dBuV/m	dBuV/m	dB	dBuV	dB/m	dB	dB	cm	deg	1	5149.52	42.97	54.00	-11.03	34.94	32.90	12.91	37.78	0.00	100	343	AVERAGE	 <p>Site : 03CH20-HY Condition: AVG_54 3m HF_91200_02360_231030 VERTICAL : RBW:1000.000kHz VBW:3.300kHz SWT:Auto</p> <table border="1"> <thead> <tr> <th>Limit</th> <th>Read</th> <th>Ant</th> <th>Cable</th> <th>Preamp</th> <th>Aux</th> <th>APos</th> <th>TPos</th> <th>Remark</th> </tr> <tr> <th>Freq</th> <th>Level</th> <th>Line Margin</th> <th>Level Factor</th> <th>Loss Factor</th> <th>Loss Factor</th> <th>Factor</th> <th>Factor</th> <th></th> </tr> <tr> <th>MHz</th> <th>dBuV/m</th> <th>dBuV/m</th> <th>dB</th> <th>dBuV</th> <th>dB/m</th> <th>dB</th> <th>dB</th> <th>cm</th> <th>deg</th> </tr> </thead> <tbody> <tr> <td>1</td> <td>5210.00</td> <td>82.58</td> <td>-----</td> <td>-----</td> <td>74.50</td> <td>32.92</td> <td>12.90</td> <td>37.82</td> <td>0.00</td> <td>100</td> <td>343</td> <td>AVERAGE</td> </tr> </tbody> </table>	Limit	Read	Ant	Cable	Preamp	Aux	APos	TPos	Remark	Freq	Level	Line Margin	Level Factor	Loss Factor	Loss Factor	Factor	Factor		MHz	dBuV/m	dBuV/m	dB	dBuV	dB/m	dB	dB	cm	deg	1	5210.00	82.58	-----	-----	74.50	32.92	12.90	37.82	0.00	100	343	AVERAGE
Limit	Read	Ant	Cable	Preamp	Aux	APos	TPos	Remark																																																																												
Freq	Level	Line Margin	Level Factor	Loss Factor	Loss Factor	Factor	Factor																																																																													
MHz	dBuV/m	dBuV/m	dB	dBuV	dB/m	dB	dB	cm	deg																																																																											
1	5149.52	42.97	54.00	-11.03	34.94	32.90	12.91	37.78	0.00	100	343	AVERAGE																																																																								
Limit	Read	Ant	Cable	Preamp	Aux	APos	TPos	Remark																																																																												
Freq	Level	Line Margin	Level Factor	Loss Factor	Loss Factor	Factor	Factor																																																																													
MHz	dBuV/m	dBuV/m	dB	dBuV	dB/m	dB	dB	cm	deg																																																																											
1	5210.00	82.58	-----	-----	74.50	32.92	12.90	37.82	0.00	100	343	AVERAGE																																																																								



Mode	9																																									
	Band Edge - R																																									
	U-NII-1_5.15-5.25_802.11ac VHT80_CH42_5210MHz																																									
ANT	1																																									
Pol.	Vertical	Fundamental																																								
Peak	<p>Site : 03CH20-HY Condition: PEAK_BE_74 3m HF_91200_02360_231030 VERTICAL : RBW:1000.000kHz VBW:3000.000kHz SMT:Auto</p> <table border="1"> <thead> <tr> <th>Limit</th> <th>Read</th> <th>Ant</th> <th>Cable</th> <th>Preamp</th> <th>Aux</th> <th>APos</th> <th>TPos</th> <th>Remark</th> </tr> <tr> <th>Freq</th> <th>Level</th> <th>Line</th> <th>Margin</th> <th>Level</th> <th>Factor</th> <th>Loss</th> <th>Factor</th> <th>Factor</th> </tr> <tr> <th>MHz</th> <th>dBuV/m</th> <th>dBuV/m</th> <th>dB</th> <th>dBuV</th> <th>dB/m</th> <th>dB</th> <th>dB</th> <th>dB</th> </tr> </thead> <tbody> <tr> <td>1</td> <td>5386.75</td> <td>46.34</td> <td>74.00</td> <td>-27.66</td> <td>38.32</td> <td>32.73</td> <td>13.24</td> <td>37.95</td> <td>0.00</td> <td>100</td> <td>343</td> <td>PEAK</td> </tr> </tbody> </table>	Limit	Read	Ant	Cable	Preamp	Aux	APos	TPos	Remark	Freq	Level	Line	Margin	Level	Factor	Loss	Factor	Factor	MHz	dBuV/m	dBuV/m	dB	dBuV	dB/m	dB	dB	dB	1	5386.75	46.34	74.00	-27.66	38.32	32.73	13.24	37.95	0.00	100	343	PEAK	Blank
Limit	Read	Ant	Cable	Preamp	Aux	APos	TPos	Remark																																		
Freq	Level	Line	Margin	Level	Factor	Loss	Factor	Factor																																		
MHz	dBuV/m	dBuV/m	dB	dBuV	dB/m	dB	dB	dB																																		
1	5386.75	46.34	74.00	-27.66	38.32	32.73	13.24	37.95	0.00	100	343	PEAK																														
Avg	<p>Site : 03CH20-HY Condition: AVG_BE_54 3m HF_91200_02360_231030 VERTICAL : RBW:1000.000kHz VBW:3.300kHz SMT:Auto</p> <table border="1"> <thead> <tr> <th>Limit</th> <th>Read</th> <th>Ant</th> <th>Cable</th> <th>Preamp</th> <th>Aux</th> <th>APos</th> <th>TPos</th> <th>Remark</th> </tr> <tr> <th>Freq</th> <th>Level</th> <th>Line</th> <th>Margin</th> <th>Level</th> <th>Factor</th> <th>Loss</th> <th>Factor</th> <th>Factor</th> </tr> <tr> <th>MHz</th> <th>dBuV/m</th> <th>dBuV/m</th> <th>dB</th> <th>dBuV</th> <th>dB/m</th> <th>dB</th> <th>dB</th> <th>dB</th> </tr> </thead> <tbody> <tr> <td>1</td> <td>5394.75</td> <td>37.96</td> <td>54.00</td> <td>-16.04</td> <td>29.95</td> <td>32.71</td> <td>13.25</td> <td>37.95</td> <td>0.00</td> <td>100</td> <td>343</td> <td>AVERAGE</td> </tr> </tbody> </table>	Limit	Read	Ant	Cable	Preamp	Aux	APos	TPos	Remark	Freq	Level	Line	Margin	Level	Factor	Loss	Factor	Factor	MHz	dBuV/m	dBuV/m	dB	dBuV	dB/m	dB	dB	dB	1	5394.75	37.96	54.00	-16.04	29.95	32.71	13.25	37.95	0.00	100	343	AVERAGE	Blank
Limit	Read	Ant	Cable	Preamp	Aux	APos	TPos	Remark																																		
Freq	Level	Line	Margin	Level	Factor	Loss	Factor	Factor																																		
MHz	dBuV/m	dBuV/m	dB	dBuV	dB/m	dB	dB	dB																																		
1	5394.75	37.96	54.00	-16.04	29.95	32.71	13.25	37.95	0.00	100	343	AVERAGE																														



Mode	9																																																																																																																									
	Harmonic																																																																																																																									
	U-NII-1_5.15-5.25_802.11ac VHT80_CH42_5210MHz																																																																																																																									
ANT	1																																																																																																																									
Pol.	Horizontal	Vertical																																																																																																																								
Peak Avg	<p>Site : 03CH20-HY Condition: PEAK(UNII) 3m HF_91200_02360_231030 HORIZONTAL</p> <table border="1"> <thead> <tr> <th>Peak</th> <th>Freq</th> <th>Level</th> <th>Limit</th> <th>Read</th> <th>Ant</th> <th>Cable</th> <th>Preamp</th> <th>Aux</th> <th>APos</th> <th>TPos</th> <th>Remark</th> </tr> <tr> <th></th> <th>MHz</th> <th>dBuV/m</th> <th>dBuV/m</th> <th>dB</th> <th>dBuV</th> <th>dB/m</th> <th>dB</th> <th>dB</th> <th>dB</th> <th>cm</th> <th>deg</th> </tr> </thead> <tbody> <tr> <td>1</td> <td>10420.00</td> <td>51.90</td> <td>68.20</td> <td>-16.30</td> <td>35.75</td> <td>38.60</td> <td>18.49</td> <td>41.45</td> <td>0.51</td> <td>--</td> <td>-- PEAK</td> </tr> <tr> <td>2</td> <td>15630.00</td> <td>52.04</td> <td>74.00</td> <td>-21.96</td> <td>35.15</td> <td>38.18</td> <td>22.89</td> <td>44.65</td> <td>0.47</td> <td>100</td> <td>288 PEAK</td> </tr> <tr> <td>3</td> <td>15630.00</td> <td>42.80</td> <td>54.00</td> <td>-11.20</td> <td>25.91</td> <td>38.18</td> <td>22.89</td> <td>44.65</td> <td>0.47</td> <td>100</td> <td>288 Average</td> </tr> </tbody> </table>	Peak	Freq	Level	Limit	Read	Ant	Cable	Preamp	Aux	APos	TPos	Remark		MHz	dBuV/m	dBuV/m	dB	dBuV	dB/m	dB	dB	dB	cm	deg	1	10420.00	51.90	68.20	-16.30	35.75	38.60	18.49	41.45	0.51	--	-- PEAK	2	15630.00	52.04	74.00	-21.96	35.15	38.18	22.89	44.65	0.47	100	288 PEAK	3	15630.00	42.80	54.00	-11.20	25.91	38.18	22.89	44.65	0.47	100	288 Average	<p>Site : 03CH20-HY Condition: PEAK(UNII) 3m HF_91200_02360_231030 VERTICAL</p> <table border="1"> <thead> <tr> <th>Peak</th> <th>Freq</th> <th>Level</th> <th>Limit</th> <th>Read</th> <th>Ant</th> <th>Cable</th> <th>Preamp</th> <th>Aux</th> <th>APos</th> <th>TPos</th> <th>Remark</th> </tr> <tr> <th></th> <th>MHz</th> <th>dBuV/m</th> <th>dBuV/m</th> <th>dB</th> <th>dBuV</th> <th>dB/m</th> <th>dB</th> <th>dB</th> <th>dB</th> <th>cm</th> <th>deg</th> </tr> </thead> <tbody> <tr> <td>1</td> <td>10420.00</td> <td>51.10</td> <td>68.20</td> <td>-17.10</td> <td>34.95</td> <td>38.60</td> <td>18.49</td> <td>41.45</td> <td>0.51</td> <td>--</td> <td>-- PEAK</td> </tr> <tr> <td>2</td> <td>15630.00</td> <td>52.02</td> <td>74.00</td> <td>-21.98</td> <td>35.13</td> <td>38.18</td> <td>22.89</td> <td>44.65</td> <td>0.47</td> <td>200</td> <td>35 PEAK</td> </tr> <tr> <td>3</td> <td>15630.00</td> <td>42.83</td> <td>54.00</td> <td>-11.17</td> <td>25.94</td> <td>38.18</td> <td>22.89</td> <td>44.65</td> <td>0.47</td> <td>200</td> <td>35 Average</td> </tr> </tbody> </table>	Peak	Freq	Level	Limit	Read	Ant	Cable	Preamp	Aux	APos	TPos	Remark		MHz	dBuV/m	dBuV/m	dB	dBuV	dB/m	dB	dB	dB	cm	deg	1	10420.00	51.10	68.20	-17.10	34.95	38.60	18.49	41.45	0.51	--	-- PEAK	2	15630.00	52.02	74.00	-21.98	35.13	38.18	22.89	44.65	0.47	200	35 PEAK	3	15630.00	42.83	54.00	-11.17	25.94	38.18	22.89	44.65	0.47	200	35 Average
	Peak	Freq	Level	Limit	Read	Ant	Cable	Preamp	Aux	APos	TPos	Remark																																																																																																														
	MHz	dBuV/m	dBuV/m	dB	dBuV	dB/m	dB	dB	dB	cm	deg																																																																																																															
1	10420.00	51.90	68.20	-16.30	35.75	38.60	18.49	41.45	0.51	--	-- PEAK																																																																																																															
2	15630.00	52.04	74.00	-21.96	35.15	38.18	22.89	44.65	0.47	100	288 PEAK																																																																																																															
3	15630.00	42.80	54.00	-11.20	25.91	38.18	22.89	44.65	0.47	100	288 Average																																																																																																															
Peak	Freq	Level	Limit	Read	Ant	Cable	Preamp	Aux	APos	TPos	Remark																																																																																																															
	MHz	dBuV/m	dBuV/m	dB	dBuV	dB/m	dB	dB	dB	cm	deg																																																																																																															
1	10420.00	51.10	68.20	-17.10	34.95	38.60	18.49	41.45	0.51	--	-- PEAK																																																																																																															
2	15630.00	52.02	74.00	-21.98	35.13	38.18	22.89	44.65	0.47	200	35 PEAK																																																																																																															
3	15630.00	42.83	54.00	-11.17	25.94	38.18	22.89	44.65	0.47	200	35 Average																																																																																																															





	<b>9</b>	
<b>Mode</b>	<b>Harmonic</b>	
	<b>U-NII-1_5.15-5.25_802.11ac VHT80_CH42_5210MHz</b>	
<b>ANT</b>	<b>1</b>	
<b>Pol.</b>	<b>Horizontal</b>	<b>Vertical</b>
<b>14.47G ~14.5G Avg</b>	<p>Site : 03CH20-HY Condition: AVG_54 3m HF_91200_02360_231030 HORIZONTAL</p>	<p>Site : 03CH20-HY Condition: AVG_54 3m HF_91200_02360_231030 VERTICAL</p>
<b>17.7G ~18G Avg</b>	<p>Site : 03CH20-HY Condition: AVG_54 3m HF_91200_02360_231030 HORIZONTAL</p>	<p>Site : 03CH20-HY Condition: AVG_54 3m HF_91200_02360_231030 VERTICAL</p>

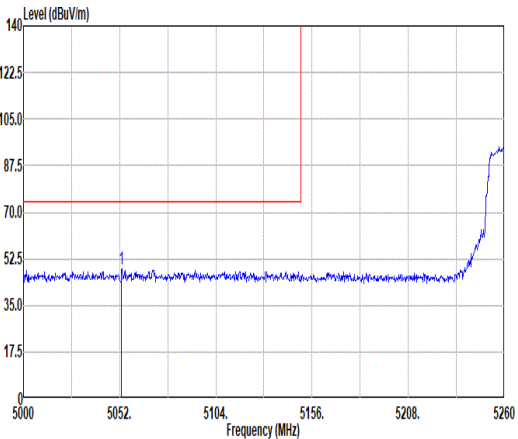
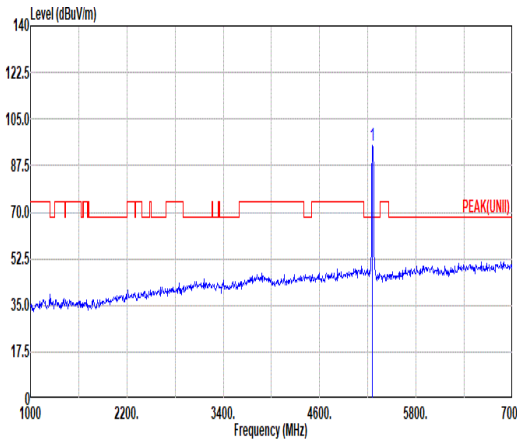
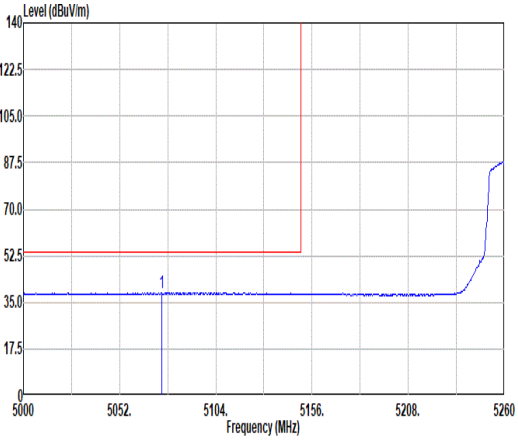
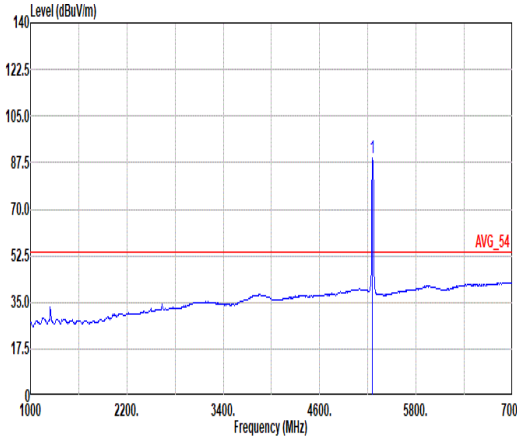


Mode	10																																																																																			
	Band Edge - L																																																																																			
	U-NII-2A_5.25-5.35_802.11a_CH52_5260MHz																																																																																			
ANT	1																																																																																			
Pol.	Horizontal	Fundamental																																																																																		
Peak	<p>Site : 03CH20-HY Condition: PEAK_BE_74 3m HF_91200_02360_231030 HORIZONTAL : RBW:1000.000kHz VBW:3000.000kHz SWT:Auto</p> <table border="1"> <thead> <tr> <th>Limit</th> <th>Read</th> <th>Ant</th> <th>Cable</th> <th>Preamp</th> <th>Aux</th> <th>APos</th> <th>TPos</th> <th>Remark</th> </tr> <tr> <th>Freq</th> <th>Level</th> <th>Line</th> <th>Margin</th> <th>Level</th> <th>Factor</th> <th>Loss</th> <th>Factor</th> <th>Factor</th> </tr> <tr> <th>MHz</th> <th>dBuV/m</th> <th>dBuV/m</th> <th>dB</th> <th>dBuV</th> <th>dB/m</th> <th>dB</th> <th>dB</th> <th>cm</th> <th>deg</th> </tr> </thead> <tbody> <tr> <td>1</td> <td>5092.56</td> <td>49.09</td> <td>74.00</td> <td>-24.91</td> <td>40.87</td> <td>33.10</td> <td>12.86</td> <td>37.74</td> <td>0.00</td> <td>109</td> <td>5</td> <td>PEAK</td> </tr> </tbody> </table>	Limit	Read	Ant	Cable	Preamp	Aux	APos	TPos	Remark	Freq	Level	Line	Margin	Level	Factor	Loss	Factor	Factor	MHz	dBuV/m	dBuV/m	dB	dBuV	dB/m	dB	dB	cm	deg	1	5092.56	49.09	74.00	-24.91	40.87	33.10	12.86	37.74	0.00	109	5	PEAK	<p>Site : 03CH20-HY Condition: PEAK(UNII) 3m HF_91200_02360_231030 HORIZONTAL : RBW:1000.000kHz VBW:3000.000kHz SWT:Auto</p> <table border="1"> <thead> <tr> <th>Limit</th> <th>Read</th> <th>Ant</th> <th>Cable</th> <th>Preamp</th> <th>Aux</th> <th>APos</th> <th>TPos</th> <th>Remark</th> </tr> <tr> <th>Freq</th> <th>Level</th> <th>Line</th> <th>Margin</th> <th>Level</th> <th>Factor</th> <th>Loss</th> <th>Factor</th> <th>Factor</th> </tr> <tr> <th>MHz</th> <th>dBuV/m</th> <th>dBuV/m</th> <th>dB</th> <th>dBuV</th> <th>dB/m</th> <th>dB</th> <th>dB</th> <th>cm</th> <th>deg</th> </tr> </thead> <tbody> <tr> <td>1</td> <td>5260.00</td> <td>102.87</td> <td>-----</td> <td>-----</td> <td>94.70</td> <td>32.98</td> <td>13.05</td> <td>37.86</td> <td>0.00</td> <td>109</td> <td>5</td> <td>PEAK</td> </tr> </tbody> </table>	Limit	Read	Ant	Cable	Preamp	Aux	APos	TPos	Remark	Freq	Level	Line	Margin	Level	Factor	Loss	Factor	Factor	MHz	dBuV/m	dBuV/m	dB	dBuV	dB/m	dB	dB	cm	deg	1	5260.00	102.87	-----	-----	94.70	32.98	13.05	37.86	0.00	109	5	PEAK
	Limit	Read	Ant	Cable	Preamp	Aux	APos	TPos	Remark																																																																											
Freq	Level	Line	Margin	Level	Factor	Loss	Factor	Factor																																																																												
MHz	dBuV/m	dBuV/m	dB	dBuV	dB/m	dB	dB	cm	deg																																																																											
1	5092.56	49.09	74.00	-24.91	40.87	33.10	12.86	37.74	0.00	109	5	PEAK																																																																								
Limit	Read	Ant	Cable	Preamp	Aux	APos	TPos	Remark																																																																												
Freq	Level	Line	Margin	Level	Factor	Loss	Factor	Factor																																																																												
MHz	dBuV/m	dBuV/m	dB	dBuV	dB/m	dB	dB	cm	deg																																																																											
1	5260.00	102.87	-----	-----	94.70	32.98	13.05	37.86	0.00	109	5	PEAK																																																																								
Avg	<p>Site : 03CH20-HY Condition: AVG_BE_54 3m HF_91200_02360_231030 HORIZONTAL : RBW:1000.000kHz VBW:0.750kHz SWT:Auto</p> <table border="1"> <thead> <tr> <th>Limit</th> <th>Read</th> <th>Ant</th> <th>Cable</th> <th>Preamp</th> <th>Aux</th> <th>APos</th> <th>TPos</th> <th>Remark</th> </tr> <tr> <th>Freq</th> <th>Level</th> <th>Line</th> <th>Margin</th> <th>Level</th> <th>Factor</th> <th>Loss</th> <th>Factor</th> <th>Factor</th> </tr> <tr> <th>MHz</th> <th>dBuV/m</th> <th>dBuV/m</th> <th>dB</th> <th>dBuV</th> <th>dB/m</th> <th>dB</th> <th>dB</th> <th>cm</th> <th>deg</th> </tr> </thead> <tbody> <tr> <td>1</td> <td>5093.86</td> <td>38.84</td> <td>54.00</td> <td>-15.16</td> <td>30.62</td> <td>33.10</td> <td>12.86</td> <td>37.74</td> <td>0.00</td> <td>109</td> <td>5</td> <td>AVERAGE</td> </tr> </tbody> </table>	Limit	Read	Ant	Cable	Preamp	Aux	APos	TPos	Remark	Freq	Level	Line	Margin	Level	Factor	Loss	Factor	Factor	MHz	dBuV/m	dBuV/m	dB	dBuV	dB/m	dB	dB	cm	deg	1	5093.86	38.84	54.00	-15.16	30.62	33.10	12.86	37.74	0.00	109	5	AVERAGE	<p>Site : 03CH20-HY Condition: AVG_54 3m HF_91200_02360_231030 HORIZONTAL : RBW:1000.000kHz VBW:0.750kHz SWT:Auto</p> <table border="1"> <thead> <tr> <th>Limit</th> <th>Read</th> <th>Ant</th> <th>Cable</th> <th>Preamp</th> <th>Aux</th> <th>APos</th> <th>TPos</th> <th>Remark</th> </tr> <tr> <th>Freq</th> <th>Level</th> <th>Line</th> <th>Margin</th> <th>Level</th> <th>Factor</th> <th>Loss</th> <th>Factor</th> <th>Factor</th> </tr> <tr> <th>MHz</th> <th>dBuV/m</th> <th>dBuV/m</th> <th>dB</th> <th>dBuV</th> <th>dB/m</th> <th>dB</th> <th>dB</th> <th>cm</th> <th>deg</th> </tr> </thead> <tbody> <tr> <td>1</td> <td>5260.00</td> <td>95.93</td> <td>-----</td> <td>-----</td> <td>87.76</td> <td>32.98</td> <td>13.05</td> <td>37.86</td> <td>0.00</td> <td>109</td> <td>5</td> <td>AVERAGE</td> </tr> </tbody> </table>	Limit	Read	Ant	Cable	Preamp	Aux	APos	TPos	Remark	Freq	Level	Line	Margin	Level	Factor	Loss	Factor	Factor	MHz	dBuV/m	dBuV/m	dB	dBuV	dB/m	dB	dB	cm	deg	1	5260.00	95.93	-----	-----	87.76	32.98	13.05	37.86	0.00	109	5	AVERAGE
Limit	Read	Ant	Cable	Preamp	Aux	APos	TPos	Remark																																																																												
Freq	Level	Line	Margin	Level	Factor	Loss	Factor	Factor																																																																												
MHz	dBuV/m	dBuV/m	dB	dBuV	dB/m	dB	dB	cm	deg																																																																											
1	5093.86	38.84	54.00	-15.16	30.62	33.10	12.86	37.74	0.00	109	5	AVERAGE																																																																								
Limit	Read	Ant	Cable	Preamp	Aux	APos	TPos	Remark																																																																												
Freq	Level	Line	Margin	Level	Factor	Loss	Factor	Factor																																																																												
MHz	dBuV/m	dBuV/m	dB	dBuV	dB/m	dB	dB	cm	deg																																																																											
1	5260.00	95.93	-----	-----	87.76	32.98	13.05	37.86	0.00	109	5	AVERAGE																																																																								



Mode	10																																																																
	Band Edge - R																																																																
	U-NII-2A_5.25-5.35_802.11a_CH52_5260MHz																																																																
ANT	1																																																																
Pol.	Horizontal	Fundamental																																																															
Peak	<p>Site : 03CH20-HY Condition: PEAK_BE_74 3m HF_91200_02360_231030 HORIZONTAL : RBW:1000.000kHz VBW:3000.000kHz SMT:Auto</p> <table border="1"> <thead> <tr> <th>Limit</th> <th>Read</th> <th>Ant</th> <th>Cable</th> <th>Preamp</th> <th>Aux</th> <th>APos</th> <th>TPos</th> <th>Remark</th> </tr> <tr> <th>Freq</th> <th>Level</th> <th>Line</th> <th>Margin</th> <th>Level</th> <th>Factor</th> <th>Loss</th> <th>Factor</th> <th>Factor</th> </tr> <tr> <th>MHz</th> <th>dBuV/m</th> <th>dBuV/m</th> <th>dB</th> <th>dBuV</th> <th>dB/m</th> <th>dB</th> <th>dB</th> <th>cm</th> </tr> </thead> <tbody> <tr> <td>1 5354.00</td> <td>47.22</td> <td>74.00</td> <td>-26.78</td> <td>39.16</td> <td>32.79</td> <td>13.19</td> <td>37.92</td> <td>0.00</td> </tr> <tr> <td></td> <td></td> <td></td> <td></td> <td></td> <td></td> <td></td> <td></td> <td>109</td> </tr> <tr> <td></td> <td></td> <td></td> <td></td> <td></td> <td></td> <td></td> <td></td> <td>5</td> </tr> <tr> <td></td> <td></td> <td></td> <td></td> <td></td> <td></td> <td></td> <td></td> <td>PEAK</td> </tr> </tbody> </table>	Limit	Read	Ant	Cable	Preamp	Aux	APos	TPos	Remark	Freq	Level	Line	Margin	Level	Factor	Loss	Factor	Factor	MHz	dBuV/m	dBuV/m	dB	dBuV	dB/m	dB	dB	cm	1 5354.00	47.22	74.00	-26.78	39.16	32.79	13.19	37.92	0.00									109									5									PEAK	Blank
Limit	Read	Ant	Cable	Preamp	Aux	APos	TPos	Remark																																																									
Freq	Level	Line	Margin	Level	Factor	Loss	Factor	Factor																																																									
MHz	dBuV/m	dBuV/m	dB	dBuV	dB/m	dB	dB	cm																																																									
1 5354.00	47.22	74.00	-26.78	39.16	32.79	13.19	37.92	0.00																																																									
								109																																																									
								5																																																									
								PEAK																																																									
Avg	<p>Site : 03CH20-HY Condition: AVG_BE_54 3m HF_91200_02360_231030 HORIZONTAL : RBW:1000.000kHz VBW:0.750kHz SMT:Auto</p> <table border="1"> <thead> <tr> <th>Limit</th> <th>Read</th> <th>Ant</th> <th>Cable</th> <th>Preamp</th> <th>Aux</th> <th>APos</th> <th>TPos</th> <th>Remark</th> </tr> <tr> <th>Freq</th> <th>Level</th> <th>Line</th> <th>Margin</th> <th>Level</th> <th>Factor</th> <th>Loss</th> <th>Factor</th> <th>Factor</th> </tr> <tr> <th>MHz</th> <th>dBuV/m</th> <th>dBuV/m</th> <th>dB</th> <th>dBuV</th> <th>dB/m</th> <th>dB</th> <th>dB</th> <th>cm</th> </tr> </thead> <tbody> <tr> <td>1 5351.00</td> <td>38.08</td> <td>54.00</td> <td>-15.92</td> <td>30.01</td> <td>32.00</td> <td>13.19</td> <td>37.92</td> <td>0.00</td> </tr> <tr> <td></td> <td></td> <td></td> <td></td> <td></td> <td></td> <td></td> <td></td> <td>109</td> </tr> <tr> <td></td> <td></td> <td></td> <td></td> <td></td> <td></td> <td></td> <td></td> <td>5</td> </tr> <tr> <td></td> <td></td> <td></td> <td></td> <td></td> <td></td> <td></td> <td></td> <td>AVERAGE</td> </tr> </tbody> </table>	Limit	Read	Ant	Cable	Preamp	Aux	APos	TPos	Remark	Freq	Level	Line	Margin	Level	Factor	Loss	Factor	Factor	MHz	dBuV/m	dBuV/m	dB	dBuV	dB/m	dB	dB	cm	1 5351.00	38.08	54.00	-15.92	30.01	32.00	13.19	37.92	0.00									109									5									AVERAGE	Blank
Limit	Read	Ant	Cable	Preamp	Aux	APos	TPos	Remark																																																									
Freq	Level	Line	Margin	Level	Factor	Loss	Factor	Factor																																																									
MHz	dBuV/m	dBuV/m	dB	dBuV	dB/m	dB	dB	cm																																																									
1 5351.00	38.08	54.00	-15.92	30.01	32.00	13.19	37.92	0.00																																																									
								109																																																									
								5																																																									
								AVERAGE																																																									



Mode	10																																																																																			
	Band Edge - L																																																																																			
	U-NII-2A_5.25-5.35_802.11a_CH52_5260MHz																																																																																			
ANT	1																																																																																			
Pol.	Vertical	Fundamental																																																																																		
Peak	 <p>Level (dBuV/m)</p> <p>Frequency (MHz)</p> <p>Site : 03CH20-HY Condition: PEAK_BE_74 3m HF_91200_02360_231030 VERTICAL : RBW:1000.000kHz VBW:3000.000kHz SWT:Auto</p> <table border="1"> <thead> <tr> <th>Limit</th> <th>Read</th> <th>Ant</th> <th>Cable</th> <th>Preamp</th> <th>Aux</th> <th>APos</th> <th>TPos</th> <th>Remark</th> </tr> <tr> <th>Freq</th> <th>Level</th> <th>Line</th> <th>Margin</th> <th>Level</th> <th>Factor</th> <th>Loss</th> <th>Factor</th> <th>Factor</th> </tr> <tr> <th>MHz</th> <th>dBuV/m</th> <th>dBuV/m</th> <th>dB</th> <th>dBuV</th> <th>dB/m</th> <th>dB</th> <th>dB</th> <th>cm</th> <th>deg</th> </tr> </thead> <tbody> <tr> <td>1</td> <td>5053.04</td> <td>48.53</td> <td>74.00</td> <td>-25.47</td> <td>40.32</td> <td>33.10</td> <td>12.82</td> <td>37.71</td> <td>0.00</td> <td>388</td> <td>53</td> <td>PEAK</td> </tr> </tbody> </table>	Limit	Read	Ant	Cable	Preamp	Aux	APos	TPos	Remark	Freq	Level	Line	Margin	Level	Factor	Loss	Factor	Factor	MHz	dBuV/m	dBuV/m	dB	dBuV	dB/m	dB	dB	cm	deg	1	5053.04	48.53	74.00	-25.47	40.32	33.10	12.82	37.71	0.00	388	53	PEAK	 <p>Level (dBuV/m)</p> <p>Frequency (MHz)</p> <p>Site : 03CH20-HY Condition: PEAK(UNII) 3m HF_91200_02360_231030 VERTICAL : RBW:1000.000kHz VBW:3000.000kHz SWT:Auto</p> <table border="1"> <thead> <tr> <th>Limit</th> <th>Read</th> <th>Ant</th> <th>Cable</th> <th>Preamp</th> <th>Aux</th> <th>APos</th> <th>TPos</th> <th>Remark</th> </tr> <tr> <th>Freq</th> <th>Level</th> <th>Line</th> <th>Margin</th> <th>Level</th> <th>Factor</th> <th>Loss</th> <th>Factor</th> <th>Factor</th> </tr> <tr> <th>MHz</th> <th>dBuV/m</th> <th>dBuV/m</th> <th>dB</th> <th>dBuV</th> <th>dB/m</th> <th>dB</th> <th>dB</th> <th>cm</th> <th>deg</th> </tr> </thead> <tbody> <tr> <td>1</td> <td>5260.00</td> <td>95.12</td> <td>-----</td> <td>-----</td> <td>86.95</td> <td>32.98</td> <td>13.05</td> <td>37.86</td> <td>0.00</td> <td>388</td> <td>53</td> <td>PEAK</td> </tr> </tbody> </table>	Limit	Read	Ant	Cable	Preamp	Aux	APos	TPos	Remark	Freq	Level	Line	Margin	Level	Factor	Loss	Factor	Factor	MHz	dBuV/m	dBuV/m	dB	dBuV	dB/m	dB	dB	cm	deg	1	5260.00	95.12	-----	-----	86.95	32.98	13.05	37.86	0.00	388	53	PEAK
	Limit	Read	Ant	Cable	Preamp	Aux	APos	TPos	Remark																																																																											
Freq	Level	Line	Margin	Level	Factor	Loss	Factor	Factor																																																																												
MHz	dBuV/m	dBuV/m	dB	dBuV	dB/m	dB	dB	cm	deg																																																																											
1	5053.04	48.53	74.00	-25.47	40.32	33.10	12.82	37.71	0.00	388	53	PEAK																																																																								
Limit	Read	Ant	Cable	Preamp	Aux	APos	TPos	Remark																																																																												
Freq	Level	Line	Margin	Level	Factor	Loss	Factor	Factor																																																																												
MHz	dBuV/m	dBuV/m	dB	dBuV	dB/m	dB	dB	cm	deg																																																																											
1	5260.00	95.12	-----	-----	86.95	32.98	13.05	37.86	0.00	388	53	PEAK																																																																								
Avg	 <p>Level (dBuV/m)</p> <p>Frequency (MHz)</p> <p>Site : 03CH20-HY Condition: AVG_BE_54 3m HF_91200_02360_231030 VERTICAL : RBW:1000.000kHz VBW:0.750kHz SWT:Auto</p> <table border="1"> <thead> <tr> <th>Limit</th> <th>Read</th> <th>Ant</th> <th>Cable</th> <th>Preamp</th> <th>Aux</th> <th>APos</th> <th>TPos</th> <th>Remark</th> </tr> <tr> <th>Freq</th> <th>Level</th> <th>Line</th> <th>Margin</th> <th>Level</th> <th>Factor</th> <th>Loss</th> <th>Factor</th> <th>Factor</th> </tr> <tr> <th>MHz</th> <th>dBuV/m</th> <th>dBuV/m</th> <th>dB</th> <th>dBuV</th> <th>dB/m</th> <th>dB</th> <th>dB</th> <th>cm</th> <th>deg</th> </tr> </thead> <tbody> <tr> <td>1</td> <td>5074.62</td> <td>38.52</td> <td>54.00</td> <td>-15.48</td> <td>30.30</td> <td>33.10</td> <td>12.84</td> <td>37.72</td> <td>0.00</td> <td>388</td> <td>53</td> <td>AVERAGE</td> </tr> </tbody> </table>	Limit	Read	Ant	Cable	Preamp	Aux	APos	TPos	Remark	Freq	Level	Line	Margin	Level	Factor	Loss	Factor	Factor	MHz	dBuV/m	dBuV/m	dB	dBuV	dB/m	dB	dB	cm	deg	1	5074.62	38.52	54.00	-15.48	30.30	33.10	12.84	37.72	0.00	388	53	AVERAGE	 <p>Level (dBuV/m)</p> <p>Frequency (MHz)</p> <p>Site : 03CH20-HY Condition: AVG_54 3m HF_91200_02360_231030 VERTICAL : RBW:1000.000kHz VBW:0.750kHz SWT:Auto</p> <table border="1"> <thead> <tr> <th>Limit</th> <th>Read</th> <th>Ant</th> <th>Cable</th> <th>Preamp</th> <th>Aux</th> <th>APos</th> <th>TPos</th> <th>Remark</th> </tr> <tr> <th>Freq</th> <th>Level</th> <th>Line</th> <th>Margin</th> <th>Level</th> <th>Factor</th> <th>Loss</th> <th>Factor</th> <th>Factor</th> </tr> <tr> <th>MHz</th> <th>dBuV/m</th> <th>dBuV/m</th> <th>dB</th> <th>dBuV</th> <th>dB/m</th> <th>dB</th> <th>dB</th> <th>cm</th> <th>deg</th> </tr> </thead> <tbody> <tr> <td>1</td> <td>5260.00</td> <td>89.00</td> <td>-----</td> <td>-----</td> <td>80.91</td> <td>32.98</td> <td>13.05</td> <td>37.86</td> <td>0.00</td> <td>388</td> <td>53</td> <td>AVERAGE</td> </tr> </tbody> </table>	Limit	Read	Ant	Cable	Preamp	Aux	APos	TPos	Remark	Freq	Level	Line	Margin	Level	Factor	Loss	Factor	Factor	MHz	dBuV/m	dBuV/m	dB	dBuV	dB/m	dB	dB	cm	deg	1	5260.00	89.00	-----	-----	80.91	32.98	13.05	37.86	0.00	388	53	AVERAGE
Limit	Read	Ant	Cable	Preamp	Aux	APos	TPos	Remark																																																																												
Freq	Level	Line	Margin	Level	Factor	Loss	Factor	Factor																																																																												
MHz	dBuV/m	dBuV/m	dB	dBuV	dB/m	dB	dB	cm	deg																																																																											
1	5074.62	38.52	54.00	-15.48	30.30	33.10	12.84	37.72	0.00	388	53	AVERAGE																																																																								
Limit	Read	Ant	Cable	Preamp	Aux	APos	TPos	Remark																																																																												
Freq	Level	Line	Margin	Level	Factor	Loss	Factor	Factor																																																																												
MHz	dBuV/m	dBuV/m	dB	dBuV	dB/m	dB	dB	cm	deg																																																																											
1	5260.00	89.00	-----	-----	80.91	32.98	13.05	37.86	0.00	388	53	AVERAGE																																																																								



Mode	10																																														
	Band Edge - R																																														
	U-NII-2A_5.25-5.35_802.11a_CH52_5260MHz																																														
ANT	1																																														
Pol.	Vertical	Fundamental																																													
Peak	<p>Site : 03CH20-HY Condition: PEAK_BE_74 3m HF_91200_02360_231030 VERTICAL : RBW:1000.000kHz VBW:3000.000kHz SMT:Auto</p> <table border="1"> <thead> <tr> <th>Limit</th> <th>Read</th> <th>Ant</th> <th>Cable</th> <th>Preamp</th> <th>Aux</th> <th>APos</th> <th>TPos</th> <th>Remark</th> </tr> <tr> <th>Freq</th> <th>Level</th> <th>Line</th> <th>Margin</th> <th>Level</th> <th>Factor</th> <th>Loss</th> <th>Factor</th> <th>Factor</th> </tr> <tr> <th>MHz</th> <th>dBuV/m</th> <th>dBuV/m</th> <th>dB</th> <th>dBuV</th> <th>dB/m</th> <th>dB</th> <th>dB</th> <th>cm</th> </tr> </thead> <tbody> <tr> <td>1 5381.40</td> <td>46.10</td> <td>74.00</td> <td>-27.90</td> <td>38.07</td> <td>32.74</td> <td>13.23</td> <td>37.94</td> <td>0.00</td> </tr> <tr> <td></td> <td></td> <td></td> <td></td> <td></td> <td></td> <td></td> <td></td> <td>388 53 PEAK</td> </tr> </tbody> </table>	Limit	Read	Ant	Cable	Preamp	Aux	APos	TPos	Remark	Freq	Level	Line	Margin	Level	Factor	Loss	Factor	Factor	MHz	dBuV/m	dBuV/m	dB	dBuV	dB/m	dB	dB	cm	1 5381.40	46.10	74.00	-27.90	38.07	32.74	13.23	37.94	0.00									388 53 PEAK	Blank
Limit	Read	Ant	Cable	Preamp	Aux	APos	TPos	Remark																																							
Freq	Level	Line	Margin	Level	Factor	Loss	Factor	Factor																																							
MHz	dBuV/m	dBuV/m	dB	dBuV	dB/m	dB	dB	cm																																							
1 5381.40	46.10	74.00	-27.90	38.07	32.74	13.23	37.94	0.00																																							
								388 53 PEAK																																							
Avg	<p>Site : 03CH20-HY Condition: AVG_BE_54 3m HF_91200_02360_231030 VERTICAL : RBW:1000.000kHz VBW:0.750kHz SMT:Auto</p> <table border="1"> <thead> <tr> <th>Limit</th> <th>Read</th> <th>Ant</th> <th>Cable</th> <th>Preamp</th> <th>Aux</th> <th>APos</th> <th>TPos</th> <th>Remark</th> </tr> <tr> <th>Freq</th> <th>Level</th> <th>Line</th> <th>Margin</th> <th>Level</th> <th>Factor</th> <th>Loss</th> <th>Factor</th> <th>Factor</th> </tr> <tr> <th>MHz</th> <th>dBuV/m</th> <th>dBuV/m</th> <th>dB</th> <th>dBuV</th> <th>dB/m</th> <th>dB</th> <th>dB</th> <th>cm</th> </tr> </thead> <tbody> <tr> <td>1 5459.60</td> <td>36.80</td> <td>54.00</td> <td>-17.20</td> <td>28.67</td> <td>32.80</td> <td>13.33</td> <td>38.00</td> <td>0.00</td> </tr> <tr> <td></td> <td></td> <td></td> <td></td> <td></td> <td></td> <td></td> <td></td> <td>388 53 AVERAGE</td> </tr> </tbody> </table>	Limit	Read	Ant	Cable	Preamp	Aux	APos	TPos	Remark	Freq	Level	Line	Margin	Level	Factor	Loss	Factor	Factor	MHz	dBuV/m	dBuV/m	dB	dBuV	dB/m	dB	dB	cm	1 5459.60	36.80	54.00	-17.20	28.67	32.80	13.33	38.00	0.00									388 53 AVERAGE	Blank
Limit	Read	Ant	Cable	Preamp	Aux	APos	TPos	Remark																																							
Freq	Level	Line	Margin	Level	Factor	Loss	Factor	Factor																																							
MHz	dBuV/m	dBuV/m	dB	dBuV	dB/m	dB	dB	cm																																							
1 5459.60	36.80	54.00	-17.20	28.67	32.80	13.33	38.00	0.00																																							
								388 53 AVERAGE																																							



Mode	10																																																																																																																															
	Harmonic																																																																																																																															
	U-NII-2A_5.25-5.35_802.11a_CH52_5260MHz																																																																																																																															
ANT	1																																																																																																																															
Pol.	Horizontal	Vertical																																																																																																																														
Peak Avg	<p>Site : 03CH20-HY Condition: PEAK(UNII) 3m HF_91200_02360_231030 HORIZONTAL</p> <table border="1"> <thead> <tr> <th>Peak</th> <th>Freq</th> <th>Level</th> <th>Limit</th> <th>Read</th> <th>Ant</th> <th>Cable</th> <th>Preamp</th> <th>Aux</th> <th>APos</th> <th>TPos</th> <th>Remark</th> </tr> <tr> <th>1</th> <th>MHz</th> <th>dBuV/m</th> <th>dBuV/m</th> <th>dB</th> <th>dBuV</th> <th>dB/m</th> <th>dB</th> <th>dB</th> <th>dB</th> <th>cm</th> <th>deg</th> </tr> </thead> <tbody> <tr> <td>1</td> <td>10520.00</td> <td>50.98</td> <td>68.20</td> <td>-17.22</td> <td>34.76</td> <td>38.64</td> <td>18.59</td> <td>41.52</td> <td>0.51</td> <td>--</td> <td>--</td> <td>PEAK</td> </tr> <tr> <td>2</td> <td>15780.00</td> <td>51.29</td> <td>74.00</td> <td>-22.71</td> <td>34.32</td> <td>37.98</td> <td>23.02</td> <td>44.49</td> <td>0.46</td> <td>200</td> <td>53</td> <td>PEAK</td> </tr> <tr> <td>3</td> <td>15780.00</td> <td>41.92</td> <td>54.00</td> <td>-12.08</td> <td>24.95</td> <td>37.98</td> <td>23.02</td> <td>44.49</td> <td>0.46</td> <td>200</td> <td>53</td> <td>Average</td> </tr> </tbody> </table>	Peak	Freq	Level	Limit	Read	Ant	Cable	Preamp	Aux	APos	TPos	Remark	1	MHz	dBuV/m	dBuV/m	dB	dBuV	dB/m	dB	dB	dB	cm	deg	1	10520.00	50.98	68.20	-17.22	34.76	38.64	18.59	41.52	0.51	--	--	PEAK	2	15780.00	51.29	74.00	-22.71	34.32	37.98	23.02	44.49	0.46	200	53	PEAK	3	15780.00	41.92	54.00	-12.08	24.95	37.98	23.02	44.49	0.46	200	53	Average	<p>Site : 03CH20-HY Condition: PEAK(UNII) 3m HF_91200_02360_231030 VERTICAL</p> <table border="1"> <thead> <tr> <th>Peak</th> <th>Freq</th> <th>Level</th> <th>Limit</th> <th>Read</th> <th>Ant</th> <th>Cable</th> <th>Preamp</th> <th>Aux</th> <th>APos</th> <th>TPos</th> <th>Remark</th> </tr> <tr> <th>1</th> <th>MHz</th> <th>dBuV/m</th> <th>dBuV/m</th> <th>dB</th> <th>dBuV</th> <th>dB/m</th> <th>dB</th> <th>dB</th> <th>dB</th> <th>cm</th> <th>deg</th> </tr> </thead> <tbody> <tr> <td>1</td> <td>10520.00</td> <td>50.72</td> <td>68.20</td> <td>-17.48</td> <td>34.58</td> <td>38.64</td> <td>18.59</td> <td>41.52</td> <td>0.51</td> <td>--</td> <td>--</td> <td>PEAK</td> </tr> <tr> <td>2</td> <td>15780.00</td> <td>52.00</td> <td>74.00</td> <td>-21.92</td> <td>35.11</td> <td>37.98</td> <td>23.02</td> <td>44.49</td> <td>0.46</td> <td>100</td> <td>162</td> <td>PEAK</td> </tr> <tr> <td>3</td> <td>15780.00</td> <td>41.93</td> <td>54.00</td> <td>-12.07</td> <td>24.96</td> <td>37.98</td> <td>23.02</td> <td>44.49</td> <td>0.46</td> <td>100</td> <td>162</td> <td>Average</td> </tr> </tbody> </table>	Peak	Freq	Level	Limit	Read	Ant	Cable	Preamp	Aux	APos	TPos	Remark	1	MHz	dBuV/m	dBuV/m	dB	dBuV	dB/m	dB	dB	dB	cm	deg	1	10520.00	50.72	68.20	-17.48	34.58	38.64	18.59	41.52	0.51	--	--	PEAK	2	15780.00	52.00	74.00	-21.92	35.11	37.98	23.02	44.49	0.46	100	162	PEAK	3	15780.00	41.93	54.00	-12.07	24.96	37.98	23.02	44.49	0.46	100	162	Average
	Peak	Freq	Level	Limit	Read	Ant	Cable	Preamp	Aux	APos	TPos	Remark																																																																																																																				
1	MHz	dBuV/m	dBuV/m	dB	dBuV	dB/m	dB	dB	dB	cm	deg																																																																																																																					
1	10520.00	50.98	68.20	-17.22	34.76	38.64	18.59	41.52	0.51	--	--	PEAK																																																																																																																				
2	15780.00	51.29	74.00	-22.71	34.32	37.98	23.02	44.49	0.46	200	53	PEAK																																																																																																																				
3	15780.00	41.92	54.00	-12.08	24.95	37.98	23.02	44.49	0.46	200	53	Average																																																																																																																				
Peak	Freq	Level	Limit	Read	Ant	Cable	Preamp	Aux	APos	TPos	Remark																																																																																																																					
1	MHz	dBuV/m	dBuV/m	dB	dBuV	dB/m	dB	dB	dB	cm	deg																																																																																																																					
1	10520.00	50.72	68.20	-17.48	34.58	38.64	18.59	41.52	0.51	--	--	PEAK																																																																																																																				
2	15780.00	52.00	74.00	-21.92	35.11	37.98	23.02	44.49	0.46	100	162	PEAK																																																																																																																				
3	15780.00	41.93	54.00	-12.07	24.96	37.98	23.02	44.49	0.46	100	162	Average																																																																																																																				



	<b>10</b>	
<b>Mode</b>	<b>Harmonic</b>	
	<b>U-NII-2A_5.25-5.35_802.11a_CH52_5260MHz</b>	
<b>ANT</b>	<b>1</b>	
<b>Pol.</b>	<b>Horizontal</b>	<b>Vertical</b>
<b>14.47G</b> <b>~14.5G</b> <b>Avg</b>	<p>Site : 03CH20-HY Condition: AVG_54 3m HF_91280_02360_231030 HORIZONTAL</p>	<p>Site : 03CH20-HY Condition: AVG_54 3m HF_91280_02360_231030 VERTICAL</p>
	<p>Site : 03CH20-HY Condition: AVG_54 3m HF_91280_02360_231030 HORIZONTAL</p>	<p>Site : 03CH20-HY Condition: AVG_54 3m HF_91280_02360_231030 VERTICAL</p>



Mode	11																																																																																	
	Band Edge - L																																																																																	
	U-NII-2A_5.25-5.35_802.11a_CH60_5300MHz																																																																																	
ANT	1																																																																																	
Pol.	Horizontal	Fundamental																																																																																
Peak	<p>Site : 03CH20-HY Condition: PEAK_BE_74 3m HF_91200_02360_231030 HORIZONTAL : RBW:1000.000kHz VBW:3000.000kHz SWT:Auto</p> <table border="1"> <thead> <tr> <th>Limit</th> <th>Read</th> <th>Ant</th> <th>Cable</th> <th>Preamp</th> <th>Aux</th> <th>APos</th> <th>TPos</th> <th>Remark</th> </tr> <tr> <th>Freq</th> <th>Level</th> <th>Line</th> <th>Margin</th> <th>Level</th> <th>Factor</th> <th>Loss</th> <th>Factor</th> <th>Factor</th> </tr> <tr> <th>MHz</th> <th>dBuV/m</th> <th>dBuV/m</th> <th>dB</th> <th>dBuV</th> <th>dB/m</th> <th>dB</th> <th>dB</th> <th>cm</th> </tr> </thead> <tbody> <tr> <td>1</td> <td>5118.80</td> <td>50.02</td> <td>74.00</td> <td>-23.98</td> <td>41.88</td> <td>33.02</td> <td>12.88</td> <td>37.76</td> <td>0.00</td> <td>104</td> <td>5</td> <td>PEAK</td> </tr> </tbody> </table>	Limit	Read	Ant	Cable	Preamp	Aux	APos	TPos	Remark	Freq	Level	Line	Margin	Level	Factor	Loss	Factor	Factor	MHz	dBuV/m	dBuV/m	dB	dBuV	dB/m	dB	dB	cm	1	5118.80	50.02	74.00	-23.98	41.88	33.02	12.88	37.76	0.00	104	5	PEAK	<p>Site : 03CH20-HY Condition: PEAK(UNII) 3m HF_91200_02360_231030 HORIZONTAL : RBW:1000.000kHz VBW:3000.000kHz SWT:Auto</p> <table border="1"> <thead> <tr> <th>Limit</th> <th>Read</th> <th>Ant</th> <th>Cable</th> <th>Preamp</th> <th>Aux</th> <th>APos</th> <th>TPos</th> <th>Remark</th> </tr> <tr> <th>Freq</th> <th>Level</th> <th>Line</th> <th>Margin</th> <th>Level</th> <th>Factor</th> <th>Loss</th> <th>Factor</th> <th>Factor</th> </tr> <tr> <th>MHz</th> <th>dBuV/m</th> <th>dBuV/m</th> <th>dB</th> <th>dBuV</th> <th>dB/m</th> <th>dB</th> <th>dB</th> <th>cm</th> </tr> </thead> <tbody> <tr> <td>1</td> <td>5300.00</td> <td>102.27</td> <td>-----</td> <td>-----</td> <td>94.15</td> <td>32.90</td> <td>13.11</td> <td>37.89</td> <td>0.00</td> <td>104</td> <td>5</td> <td>PEAK</td> </tr> </tbody> </table>	Limit	Read	Ant	Cable	Preamp	Aux	APos	TPos	Remark	Freq	Level	Line	Margin	Level	Factor	Loss	Factor	Factor	MHz	dBuV/m	dBuV/m	dB	dBuV	dB/m	dB	dB	cm	1	5300.00	102.27	-----	-----	94.15	32.90	13.11	37.89	0.00	104	5	PEAK
	Limit	Read	Ant	Cable	Preamp	Aux	APos	TPos	Remark																																																																									
Freq	Level	Line	Margin	Level	Factor	Loss	Factor	Factor																																																																										
MHz	dBuV/m	dBuV/m	dB	dBuV	dB/m	dB	dB	cm																																																																										
1	5118.80	50.02	74.00	-23.98	41.88	33.02	12.88	37.76	0.00	104	5	PEAK																																																																						
Limit	Read	Ant	Cable	Preamp	Aux	APos	TPos	Remark																																																																										
Freq	Level	Line	Margin	Level	Factor	Loss	Factor	Factor																																																																										
MHz	dBuV/m	dBuV/m	dB	dBuV	dB/m	dB	dB	cm																																																																										
1	5300.00	102.27	-----	-----	94.15	32.90	13.11	37.89	0.00	104	5	PEAK																																																																						
Avg	<p>Site : 03CH20-HY Condition: AVG_BE_54 3m HF_91200_02360_231030 HORIZONTAL : RBW:1000.000kHz VBW:0.750kHz SWT:Auto</p> <table border="1"> <thead> <tr> <th>Limit</th> <th>Read</th> <th>Ant</th> <th>Cable</th> <th>Preamp</th> <th>Aux</th> <th>APos</th> <th>TPos</th> <th>Remark</th> </tr> <tr> <th>Freq</th> <th>Level</th> <th>Line</th> <th>Margin</th> <th>Level</th> <th>Factor</th> <th>Loss</th> <th>Factor</th> <th>Factor</th> </tr> <tr> <th>MHz</th> <th>dBuV/m</th> <th>dBuV/m</th> <th>dB</th> <th>dBuV</th> <th>dB/m</th> <th>dB</th> <th>dB</th> <th>cm</th> </tr> </thead> <tbody> <tr> <td>1</td> <td>5000.10</td> <td>38.85</td> <td>54.00</td> <td>-15.15</td> <td>30.63</td> <td>33.10</td> <td>12.85</td> <td>37.73</td> <td>0.00</td> <td>104</td> <td>5</td> <td>AVERAGE</td> </tr> </tbody> </table>	Limit	Read	Ant	Cable	Preamp	Aux	APos	TPos	Remark	Freq	Level	Line	Margin	Level	Factor	Loss	Factor	Factor	MHz	dBuV/m	dBuV/m	dB	dBuV	dB/m	dB	dB	cm	1	5000.10	38.85	54.00	-15.15	30.63	33.10	12.85	37.73	0.00	104	5	AVERAGE	<p>Site : 03CH20-HY Condition: AVG_54 3m HF_91200_02360_231030 HORIZONTAL : RBW:1000.000kHz VBW:0.750kHz SWT:Auto</p> <table border="1"> <thead> <tr> <th>Limit</th> <th>Read</th> <th>Ant</th> <th>Cable</th> <th>Preamp</th> <th>Aux</th> <th>APos</th> <th>TPos</th> <th>Remark</th> </tr> <tr> <th>Freq</th> <th>Level</th> <th>Line</th> <th>Margin</th> <th>Level</th> <th>Factor</th> <th>Loss</th> <th>Factor</th> <th>Factor</th> </tr> <tr> <th>MHz</th> <th>dBuV/m</th> <th>dBuV/m</th> <th>dB</th> <th>dBuV</th> <th>dB/m</th> <th>dB</th> <th>dB</th> <th>cm</th> </tr> </thead> <tbody> <tr> <td>1</td> <td>5300.00</td> <td>95.60</td> <td>-----</td> <td>-----</td> <td>87.47</td> <td>32.91</td> <td>13.10</td> <td>37.88</td> <td>0.00</td> <td>104</td> <td>5</td> <td>AVERAGE</td> </tr> </tbody> </table>	Limit	Read	Ant	Cable	Preamp	Aux	APos	TPos	Remark	Freq	Level	Line	Margin	Level	Factor	Loss	Factor	Factor	MHz	dBuV/m	dBuV/m	dB	dBuV	dB/m	dB	dB	cm	1	5300.00	95.60	-----	-----	87.47	32.91	13.10	37.88	0.00	104	5	AVERAGE
Limit	Read	Ant	Cable	Preamp	Aux	APos	TPos	Remark																																																																										
Freq	Level	Line	Margin	Level	Factor	Loss	Factor	Factor																																																																										
MHz	dBuV/m	dBuV/m	dB	dBuV	dB/m	dB	dB	cm																																																																										
1	5000.10	38.85	54.00	-15.15	30.63	33.10	12.85	37.73	0.00	104	5	AVERAGE																																																																						
Limit	Read	Ant	Cable	Preamp	Aux	APos	TPos	Remark																																																																										
Freq	Level	Line	Margin	Level	Factor	Loss	Factor	Factor																																																																										
MHz	dBuV/m	dBuV/m	dB	dBuV	dB/m	dB	dB	cm																																																																										
1	5300.00	95.60	-----	-----	87.47	32.91	13.10	37.88	0.00	104	5	AVERAGE																																																																						





	<b>11</b>																																																																
<b>Mode</b>	<b>Band Edge - R</b>																																																																
<b>ANT</b>	<b>1</b>																																																																
<b>Pol.</b>	<b>Horizontal</b>	<b>Fundamental</b>																																																															
<b>Peak</b>	<p>Site : 03CH20-HY          Condition: PEAK_BE_74 3m HF_91200_02360_231030 HORIZONTAL          : RBW:1000.000kHz VBW:3000.000kHz SMT:Auto</p> <table border="1"> <thead> <tr> <th>Limit</th> <th>Read</th> <th>Ant</th> <th>Cable</th> <th>Preamp</th> <th>Aux</th> <th>APos</th> <th>TPos</th> <th>Remark</th> </tr> <tr> <th>Freq</th> <th>Level</th> <th>Line</th> <th>Margin</th> <th>Level</th> <th>Factor</th> <th>Loss</th> <th>Factor</th> <th>Factor</th> </tr> <tr> <th>MHz</th> <th>dBuV/m</th> <th>dBuV/m</th> <th>dB</th> <th>dBuV</th> <th>dB/m</th> <th>dB</th> <th>dB</th> <th>cm</th> </tr> </thead> <tbody> <tr> <td>1 5355.84</td> <td>48.20</td> <td>74.00</td> <td>-25.80</td> <td>40.15</td> <td>32.79</td> <td>13.19</td> <td>37.93</td> <td>0.00</td> </tr> <tr> <td></td> <td></td> <td></td> <td></td> <td></td> <td></td> <td></td> <td></td> <td>104</td> </tr> <tr> <td></td> <td></td> <td></td> <td></td> <td></td> <td></td> <td></td> <td></td> <td>5</td> </tr> <tr> <td></td> <td></td> <td></td> <td></td> <td></td> <td></td> <td></td> <td></td> <td>PEAK</td> </tr> </tbody> </table>	Limit	Read	Ant	Cable	Preamp	Aux	APos	TPos	Remark	Freq	Level	Line	Margin	Level	Factor	Loss	Factor	Factor	MHz	dBuV/m	dBuV/m	dB	dBuV	dB/m	dB	dB	cm	1 5355.84	48.20	74.00	-25.80	40.15	32.79	13.19	37.93	0.00									104									5									PEAK	<b>Blank</b>
Limit	Read	Ant	Cable	Preamp	Aux	APos	TPos	Remark																																																									
Freq	Level	Line	Margin	Level	Factor	Loss	Factor	Factor																																																									
MHz	dBuV/m	dBuV/m	dB	dBuV	dB/m	dB	dB	cm																																																									
1 5355.84	48.20	74.00	-25.80	40.15	32.79	13.19	37.93	0.00																																																									
								104																																																									
								5																																																									
								PEAK																																																									
<b>Avg</b>	<p>Site : 03CH20-HY          Condition: AVG_BE_54 3m HF_91200_02360_231030 HORIZONTAL          : RBW:1000.000kHz VBW:0.750kHz SMT:Auto</p> <table border="1"> <thead> <tr> <th>Limit</th> <th>Read</th> <th>Ant</th> <th>Cable</th> <th>Preamp</th> <th>Aux</th> <th>APos</th> <th>TPos</th> <th>Remark</th> </tr> <tr> <th>Freq</th> <th>Level</th> <th>Line</th> <th>Margin</th> <th>Level</th> <th>Factor</th> <th>Loss</th> <th>Factor</th> <th>Factor</th> </tr> <tr> <th>MHz</th> <th>dBuV/m</th> <th>dBuV/m</th> <th>dB</th> <th>dBuV</th> <th>dB/m</th> <th>dB</th> <th>dB</th> <th>cm</th> </tr> </thead> <tbody> <tr> <td>1 5350.80</td> <td>38.92</td> <td>54.00</td> <td>-15.08</td> <td>30.85</td> <td>32.80</td> <td>13.19</td> <td>37.92</td> <td>0.00</td> </tr> <tr> <td></td> <td></td> <td></td> <td></td> <td></td> <td></td> <td></td> <td></td> <td>104</td> </tr> <tr> <td></td> <td></td> <td></td> <td></td> <td></td> <td></td> <td></td> <td></td> <td>5</td> </tr> <tr> <td></td> <td></td> <td></td> <td></td> <td></td> <td></td> <td></td> <td></td> <td>AVERAGE</td> </tr> </tbody> </table>	Limit	Read	Ant	Cable	Preamp	Aux	APos	TPos	Remark	Freq	Level	Line	Margin	Level	Factor	Loss	Factor	Factor	MHz	dBuV/m	dBuV/m	dB	dBuV	dB/m	dB	dB	cm	1 5350.80	38.92	54.00	-15.08	30.85	32.80	13.19	37.92	0.00									104									5									AVERAGE	<b>Blank</b>
Limit	Read	Ant	Cable	Preamp	Aux	APos	TPos	Remark																																																									
Freq	Level	Line	Margin	Level	Factor	Loss	Factor	Factor																																																									
MHz	dBuV/m	dBuV/m	dB	dBuV	dB/m	dB	dB	cm																																																									
1 5350.80	38.92	54.00	-15.08	30.85	32.80	13.19	37.92	0.00																																																									
								104																																																									
								5																																																									
								AVERAGE																																																									



Mode	11																																																																																			
	Band Edge - L																																																																																			
	U-NII-2A_5.25-5.35_802.11a_CH60_5300MHz																																																																																			
ANT	1																																																																																			
Pol.	Vertical	Fundamental																																																																																		
Peak	<p>Site : 03CH20-HY Condition: PEAK_BE_74 3m HF_91200_02360_231030 VERTICAL : RBW:1000.000kHz VBW:3000.000kHz SWT:Auto</p> <table border="1"> <thead> <tr> <th>Limit</th> <th>Read</th> <th>Ant</th> <th>Cable</th> <th>Preamp</th> <th>Aux</th> <th>APos</th> <th>TPos</th> <th>Remark</th> </tr> <tr> <th>Freq</th> <th>Level</th> <th>Line</th> <th>Margin</th> <th>Level</th> <th>Factor</th> <th>Loss</th> <th>Factor</th> <th>Factor</th> </tr> <tr> <th>MHz</th> <th>dBuV/m</th> <th>dBuV/m</th> <th>dB</th> <th>dBuV</th> <th>dB/m</th> <th>dB</th> <th>dB</th> <th>cm</th> <th>deg</th> </tr> </thead> <tbody> <tr> <td>1</td> <td>5080.40</td> <td>49.43</td> <td>74.00</td> <td>-24.57</td> <td>41.21</td> <td>33.10</td> <td>12.85</td> <td>37.73</td> <td>0.00</td> <td>378</td> <td>43</td> <td>PEAK</td> </tr> </tbody> </table>	Limit	Read	Ant	Cable	Preamp	Aux	APos	TPos	Remark	Freq	Level	Line	Margin	Level	Factor	Loss	Factor	Factor	MHz	dBuV/m	dBuV/m	dB	dBuV	dB/m	dB	dB	cm	deg	1	5080.40	49.43	74.00	-24.57	41.21	33.10	12.85	37.73	0.00	378	43	PEAK	<p>Site : 03CH20-HY Condition: PEAK(UNII) 3m HF_91200_02360_231030 VERTICAL : RBW:1000.000kHz VBW:3000.000kHz SWT:Auto</p> <table border="1"> <thead> <tr> <th>Limit</th> <th>Read</th> <th>Ant</th> <th>Cable</th> <th>Preamp</th> <th>Aux</th> <th>APos</th> <th>TPos</th> <th>Remark</th> </tr> <tr> <th>Freq</th> <th>Level</th> <th>Line</th> <th>Margin</th> <th>Level</th> <th>Factor</th> <th>Loss</th> <th>Factor</th> <th>Factor</th> </tr> <tr> <th>MHz</th> <th>dBuV/m</th> <th>dBuV/m</th> <th>dB</th> <th>dBuV</th> <th>dB/m</th> <th>dB</th> <th>dB</th> <th>cm</th> <th>deg</th> </tr> </thead> <tbody> <tr> <td>1</td> <td>5300.00</td> <td>95.71</td> <td>-----</td> <td>-----</td> <td>87.58</td> <td>32.91</td> <td>13.10</td> <td>37.88</td> <td>0.00</td> <td>378</td> <td>43</td> <td>PEAK</td> </tr> </tbody> </table>	Limit	Read	Ant	Cable	Preamp	Aux	APos	TPos	Remark	Freq	Level	Line	Margin	Level	Factor	Loss	Factor	Factor	MHz	dBuV/m	dBuV/m	dB	dBuV	dB/m	dB	dB	cm	deg	1	5300.00	95.71	-----	-----	87.58	32.91	13.10	37.88	0.00	378	43	PEAK
	Limit	Read	Ant	Cable	Preamp	Aux	APos	TPos	Remark																																																																											
Freq	Level	Line	Margin	Level	Factor	Loss	Factor	Factor																																																																												
MHz	dBuV/m	dBuV/m	dB	dBuV	dB/m	dB	dB	cm	deg																																																																											
1	5080.40	49.43	74.00	-24.57	41.21	33.10	12.85	37.73	0.00	378	43	PEAK																																																																								
Limit	Read	Ant	Cable	Preamp	Aux	APos	TPos	Remark																																																																												
Freq	Level	Line	Margin	Level	Factor	Loss	Factor	Factor																																																																												
MHz	dBuV/m	dBuV/m	dB	dBuV	dB/m	dB	dB	cm	deg																																																																											
1	5300.00	95.71	-----	-----	87.58	32.91	13.10	37.88	0.00	378	43	PEAK																																																																								
Avg	<p>Site : 03CH20-HY Condition: AVG_BE_54 3m HF_91200_02360_231030 VERTICAL : RBW:1000.000kHz VBW:0.750kHz SWT:Auto</p> <table border="1"> <thead> <tr> <th>Limit</th> <th>Read</th> <th>Ant</th> <th>Cable</th> <th>Preamp</th> <th>Aux</th> <th>APos</th> <th>TPos</th> <th>Remark</th> </tr> <tr> <th>Freq</th> <th>Level</th> <th>Line</th> <th>Margin</th> <th>Level</th> <th>Factor</th> <th>Loss</th> <th>Factor</th> <th>Factor</th> </tr> <tr> <th>MHz</th> <th>dBuV/m</th> <th>dBuV/m</th> <th>dB</th> <th>dBuV</th> <th>dB/m</th> <th>dB</th> <th>dB</th> <th>cm</th> <th>deg</th> </tr> </thead> <tbody> <tr> <td>1</td> <td>5071.70</td> <td>38.78</td> <td>54.00</td> <td>-15.22</td> <td>30.56</td> <td>33.10</td> <td>12.84</td> <td>37.72</td> <td>0.00</td> <td>378</td> <td>43</td> <td>AVERAGE</td> </tr> </tbody> </table>	Limit	Read	Ant	Cable	Preamp	Aux	APos	TPos	Remark	Freq	Level	Line	Margin	Level	Factor	Loss	Factor	Factor	MHz	dBuV/m	dBuV/m	dB	dBuV	dB/m	dB	dB	cm	deg	1	5071.70	38.78	54.00	-15.22	30.56	33.10	12.84	37.72	0.00	378	43	AVERAGE	<p>Site : 03CH20-HY Condition: AVG_54 3m HF_91200_02360_231030 VERTICAL : RBW:1000.000kHz VBW:0.750kHz SWT:Auto</p> <table border="1"> <thead> <tr> <th>Limit</th> <th>Read</th> <th>Ant</th> <th>Cable</th> <th>Preamp</th> <th>Aux</th> <th>APos</th> <th>TPos</th> <th>Remark</th> </tr> <tr> <th>Freq</th> <th>Level</th> <th>Line</th> <th>Margin</th> <th>Level</th> <th>Factor</th> <th>Loss</th> <th>Factor</th> <th>Factor</th> </tr> <tr> <th>MHz</th> <th>dBuV/m</th> <th>dBuV/m</th> <th>dB</th> <th>dBuV</th> <th>dB/m</th> <th>dB</th> <th>dB</th> <th>cm</th> <th>deg</th> </tr> </thead> <tbody> <tr> <td>1</td> <td>5300.00</td> <td>89.01</td> <td>-----</td> <td>-----</td> <td>80.89</td> <td>32.90</td> <td>13.11</td> <td>37.89</td> <td>0.00</td> <td>378</td> <td>43</td> <td>AVERAGE</td> </tr> </tbody> </table>	Limit	Read	Ant	Cable	Preamp	Aux	APos	TPos	Remark	Freq	Level	Line	Margin	Level	Factor	Loss	Factor	Factor	MHz	dBuV/m	dBuV/m	dB	dBuV	dB/m	dB	dB	cm	deg	1	5300.00	89.01	-----	-----	80.89	32.90	13.11	37.89	0.00	378	43	AVERAGE
Limit	Read	Ant	Cable	Preamp	Aux	APos	TPos	Remark																																																																												
Freq	Level	Line	Margin	Level	Factor	Loss	Factor	Factor																																																																												
MHz	dBuV/m	dBuV/m	dB	dBuV	dB/m	dB	dB	cm	deg																																																																											
1	5071.70	38.78	54.00	-15.22	30.56	33.10	12.84	37.72	0.00	378	43	AVERAGE																																																																								
Limit	Read	Ant	Cable	Preamp	Aux	APos	TPos	Remark																																																																												
Freq	Level	Line	Margin	Level	Factor	Loss	Factor	Factor																																																																												
MHz	dBuV/m	dBuV/m	dB	dBuV	dB/m	dB	dB	cm	deg																																																																											
1	5300.00	89.01	-----	-----	80.89	32.90	13.11	37.89	0.00	378	43	AVERAGE																																																																								



	<b>11</b>																																								
<b>Mode</b>	<b>Band Edge - R</b>																																								
	<b>U-NII-2A_5.25-5.35_802.11a_CH60_5300MHz</b>																																								
<b>ANT</b>	<b>1</b>																																								
<b>Pol.</b>	<b>Vertical</b>	<b>Fundamental</b>																																							
<b>Peak</b>	<p>Site : 03CH20-HY Condition: PEAK_BE_74 3m HF_91200_02360_231030 VERTICAL : RBW:1000.000kHz VBW:3000.000kHz SMT:Auto</p> <table border="1"> <thead> <tr> <th>Limit</th> <th>Read</th> <th>Ant</th> <th>Cable</th> <th>Preamp</th> <th>Aux</th> <th>APos</th> <th>TPos</th> <th>Remark</th> </tr> <tr> <th>Freq</th> <th>Level</th> <th>Line</th> <th>Margin</th> <th>Level</th> <th>Factor</th> <th>Loss</th> <th>Factor</th> <th>Factor</th> </tr> <tr> <th>MHz</th> <th>dBuV/m</th> <th>dBuV/m</th> <th>dB</th> <th>dBuV</th> <th>dB/m</th> <th>dB</th> <th>dB</th> <th>cm</th> <th>deg</th> </tr> </thead> <tbody> <tr> <td>1 5441.92</td> <td>46.02</td> <td>74.00</td> <td>-27.98</td> <td>37.92</td> <td>32.78</td> <td>13.31</td> <td>37.99</td> <td>0.00</td> <td>378</td> <td>43 PEAK</td> </tr> </tbody> </table>	Limit	Read	Ant	Cable	Preamp	Aux	APos	TPos	Remark	Freq	Level	Line	Margin	Level	Factor	Loss	Factor	Factor	MHz	dBuV/m	dBuV/m	dB	dBuV	dB/m	dB	dB	cm	deg	1 5441.92	46.02	74.00	-27.98	37.92	32.78	13.31	37.99	0.00	378	43 PEAK	<b>Blank</b>
Limit	Read	Ant	Cable	Preamp	Aux	APos	TPos	Remark																																	
Freq	Level	Line	Margin	Level	Factor	Loss	Factor	Factor																																	
MHz	dBuV/m	dBuV/m	dB	dBuV	dB/m	dB	dB	cm	deg																																
1 5441.92	46.02	74.00	-27.98	37.92	32.78	13.31	37.99	0.00	378	43 PEAK																															
<b>Avg</b>	<p>Site : 03CH20-HY Condition: AVG_BE_54 3m HF_91200_02360_231030 VERTICAL : RBW:1000.000kHz VBW:0.750kHz SMT:Auto</p> <table border="1"> <thead> <tr> <th>Limit</th> <th>Read</th> <th>Ant</th> <th>Cable</th> <th>Preamp</th> <th>Aux</th> <th>APos</th> <th>TPos</th> <th>Remark</th> </tr> <tr> <th>Freq</th> <th>Level</th> <th>Line</th> <th>Margin</th> <th>Level</th> <th>Factor</th> <th>Loss</th> <th>Factor</th> <th>Factor</th> </tr> <tr> <th>MHz</th> <th>dBuV/m</th> <th>dBuV/m</th> <th>dB</th> <th>dBuV</th> <th>dB/m</th> <th>dB</th> <th>dB</th> <th>cm</th> <th>deg</th> </tr> </thead> <tbody> <tr> <td>1 5450.80</td> <td>36.84</td> <td>54.00</td> <td>-17.16</td> <td>28.71</td> <td>32.80</td> <td>13.33</td> <td>38.00</td> <td>0.00</td> <td>378</td> <td>43 AVERAGE</td> </tr> </tbody> </table>	Limit	Read	Ant	Cable	Preamp	Aux	APos	TPos	Remark	Freq	Level	Line	Margin	Level	Factor	Loss	Factor	Factor	MHz	dBuV/m	dBuV/m	dB	dBuV	dB/m	dB	dB	cm	deg	1 5450.80	36.84	54.00	-17.16	28.71	32.80	13.33	38.00	0.00	378	43 AVERAGE	<b>Blank</b>
Limit	Read	Ant	Cable	Preamp	Aux	APos	TPos	Remark																																	
Freq	Level	Line	Margin	Level	Factor	Loss	Factor	Factor																																	
MHz	dBuV/m	dBuV/m	dB	dBuV	dB/m	dB	dB	cm	deg																																
1 5450.80	36.84	54.00	-17.16	28.71	32.80	13.33	38.00	0.00	378	43 AVERAGE																															

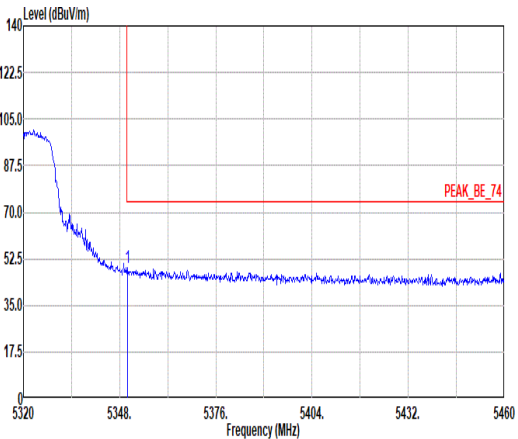
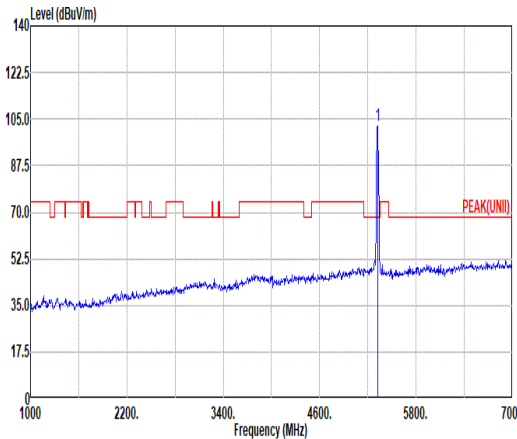
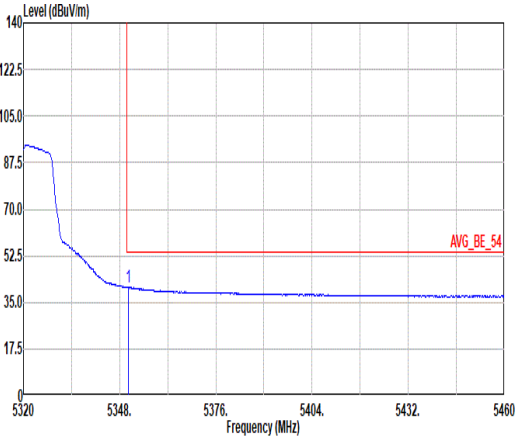
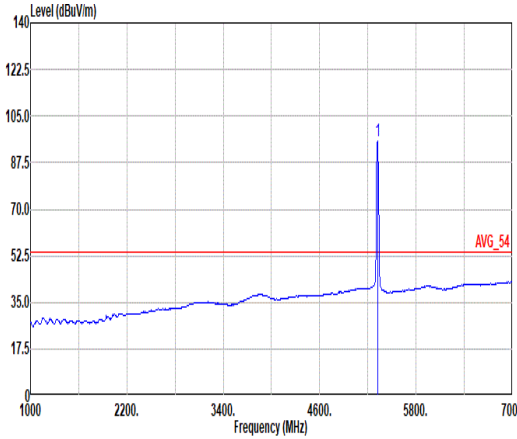


Mode	11																																																																																																																																																															
	Harmonic																																																																																																																																																															
	U-NII-2A_5.25-5.35_802.11a_CH60_5300MHz																																																																																																																																																															
ANT	1																																																																																																																																																															
Pol.	Horizontal	Vertical																																																																																																																																																														
Peak Avg	<p>Site : 03CH20-HY Condition: PEAK(UNII) 3m HF_91200_02360_231030 HORIZONTAL</p> <table border="1"> <thead> <tr> <th></th> <th>Limit</th> <th>Read</th> <th>Ant</th> <th>Cable</th> <th>Preamp</th> <th>Aux</th> <th>APos</th> <th>TPos</th> <th>Remark</th> </tr> <tr> <th>Freq</th> <th>Level</th> <th>Line Margin</th> <th>Level</th> <th>Factor</th> <th>Loss Factor</th> <th>Factor</th> <th></th> <th></th> <th></th> </tr> <tr> <th></th> <th>MHz</th> <th>dBuV/m</th> <th>dBuV/m</th> <th>dB</th> <th>dBuV</th> <th>dB/m</th> <th>dB</th> <th>dB</th> <th>cm</th> <th>deg</th> </tr> </thead> <tbody> <tr> <td>1</td> <td>10600.00</td> <td>51.18</td> <td>74.00</td> <td>-22.82</td> <td>34.69</td> <td>38.90</td> <td>18.67</td> <td>41.59</td> <td>0.51</td> <td>100</td> <td>275 PEAK</td> </tr> <tr> <td>2</td> <td>10600.00</td> <td>41.38</td> <td>54.00</td> <td>-12.62</td> <td>24.89</td> <td>38.90</td> <td>18.67</td> <td>41.59</td> <td>0.51</td> <td>100</td> <td>275 Average</td> </tr> <tr> <td>3</td> <td>15900.00</td> <td>51.01</td> <td>74.00</td> <td>-22.99</td> <td>33.00</td> <td>38.00</td> <td>23.12</td> <td>44.37</td> <td>0.46</td> <td>200</td> <td>151 PEAK</td> </tr> <tr> <td>4</td> <td>15900.00</td> <td>42.02</td> <td>54.00</td> <td>-11.98</td> <td>24.81</td> <td>38.00</td> <td>23.12</td> <td>44.37</td> <td>0.46</td> <td>200</td> <td>151 Average</td> </tr> </tbody> </table>		Limit	Read	Ant	Cable	Preamp	Aux	APos	TPos	Remark	Freq	Level	Line Margin	Level	Factor	Loss Factor	Factor					MHz	dBuV/m	dBuV/m	dB	dBuV	dB/m	dB	dB	cm	deg	1	10600.00	51.18	74.00	-22.82	34.69	38.90	18.67	41.59	0.51	100	275 PEAK	2	10600.00	41.38	54.00	-12.62	24.89	38.90	18.67	41.59	0.51	100	275 Average	3	15900.00	51.01	74.00	-22.99	33.00	38.00	23.12	44.37	0.46	200	151 PEAK	4	15900.00	42.02	54.00	-11.98	24.81	38.00	23.12	44.37	0.46	200	151 Average	<p>Site : 03CH20-HY Condition: PEAK(UNII) 3m HF_91200_02360_231030 VERTICAL</p> <table border="1"> <thead> <tr> <th></th> <th>Limit</th> <th>Read</th> <th>Ant</th> <th>Cable</th> <th>Preamp</th> <th>Aux</th> <th>APos</th> <th>TPos</th> <th>Remark</th> </tr> <tr> <th>Freq</th> <th>Level</th> <th>Line Margin</th> <th>Level</th> <th>Factor</th> <th>Loss Factor</th> <th>Factor</th> <th></th> <th></th> <th></th> </tr> <tr> <th></th> <th>MHz</th> <th>dBuV/m</th> <th>dBuV/m</th> <th>dB</th> <th>dBuV</th> <th>dB/m</th> <th>dB</th> <th>dB</th> <th>cm</th> <th>deg</th> </tr> </thead> <tbody> <tr> <td>1</td> <td>10600.00</td> <td>50.98</td> <td>74.00</td> <td>-23.02</td> <td>34.49</td> <td>38.90</td> <td>18.67</td> <td>41.59</td> <td>0.51</td> <td>400</td> <td>297 PEAK</td> </tr> <tr> <td>2</td> <td>10600.00</td> <td>41.47</td> <td>54.00</td> <td>-12.53</td> <td>24.98</td> <td>38.90</td> <td>18.67</td> <td>41.59</td> <td>0.51</td> <td>400</td> <td>297 Average</td> </tr> <tr> <td>3</td> <td>15900.00</td> <td>52.10</td> <td>74.00</td> <td>-21.90</td> <td>34.89</td> <td>38.00</td> <td>23.12</td> <td>44.37</td> <td>0.46</td> <td>100</td> <td>70 PEAK</td> </tr> <tr> <td>4</td> <td>15900.00</td> <td>42.05</td> <td>54.00</td> <td>-11.95</td> <td>24.84</td> <td>38.00</td> <td>23.12</td> <td>44.37</td> <td>0.46</td> <td>100</td> <td>70 Average</td> </tr> </tbody> </table>		Limit	Read	Ant	Cable	Preamp	Aux	APos	TPos	Remark	Freq	Level	Line Margin	Level	Factor	Loss Factor	Factor					MHz	dBuV/m	dBuV/m	dB	dBuV	dB/m	dB	dB	cm	deg	1	10600.00	50.98	74.00	-23.02	34.49	38.90	18.67	41.59	0.51	400	297 PEAK	2	10600.00	41.47	54.00	-12.53	24.98	38.90	18.67	41.59	0.51	400	297 Average	3	15900.00	52.10	74.00	-21.90	34.89	38.00	23.12	44.37	0.46	100	70 PEAK	4	15900.00	42.05	54.00	-11.95	24.84	38.00	23.12	44.37	0.46	100	70 Average
		Limit	Read	Ant	Cable	Preamp	Aux	APos	TPos	Remark																																																																																																																																																						
Freq	Level	Line Margin	Level	Factor	Loss Factor	Factor																																																																																																																																																										
	MHz	dBuV/m	dBuV/m	dB	dBuV	dB/m	dB	dB	cm	deg																																																																																																																																																						
1	10600.00	51.18	74.00	-22.82	34.69	38.90	18.67	41.59	0.51	100	275 PEAK																																																																																																																																																					
2	10600.00	41.38	54.00	-12.62	24.89	38.90	18.67	41.59	0.51	100	275 Average																																																																																																																																																					
3	15900.00	51.01	74.00	-22.99	33.00	38.00	23.12	44.37	0.46	200	151 PEAK																																																																																																																																																					
4	15900.00	42.02	54.00	-11.98	24.81	38.00	23.12	44.37	0.46	200	151 Average																																																																																																																																																					
	Limit	Read	Ant	Cable	Preamp	Aux	APos	TPos	Remark																																																																																																																																																							
Freq	Level	Line Margin	Level	Factor	Loss Factor	Factor																																																																																																																																																										
	MHz	dBuV/m	dBuV/m	dB	dBuV	dB/m	dB	dB	cm	deg																																																																																																																																																						
1	10600.00	50.98	74.00	-23.02	34.49	38.90	18.67	41.59	0.51	400	297 PEAK																																																																																																																																																					
2	10600.00	41.47	54.00	-12.53	24.98	38.90	18.67	41.59	0.51	400	297 Average																																																																																																																																																					
3	15900.00	52.10	74.00	-21.90	34.89	38.00	23.12	44.37	0.46	100	70 PEAK																																																																																																																																																					
4	15900.00	42.05	54.00	-11.95	24.84	38.00	23.12	44.37	0.46	100	70 Average																																																																																																																																																					



	<b>11</b>	
<b>Mode</b>	<b>Harmonic</b>	
	<b>U-NII-2A_5.25-5.35_802.11a_CH60_5300MHz</b>	
<b>ANT</b>	<b>1</b>	
<b>Pol.</b>	<b>Horizontal</b>	<b>Vertical</b>
<b>14.47G</b> <b>~14.5G</b> <b>Avg</b>	<p>Site : 03CH20-HY Condition: AVG_54 3m HF_91200_02360_231030 HORIZONTAL</p>	<p>Site : 03CH20-HY Condition: AVG_54 3m HF_91200_02360_231030 VERTICAL</p>
	<p>Site : 03CH20-HY Condition: AVG_54 3m HF_91200_02360_231030 HORIZONTAL</p>	<p>Site : 03CH20-HY Condition: AVG_54 3m HF_91200_02360_231030 VERTICAL</p>



	12																																																																																			
Mode	Band Edge																																																																																			
	U-NII-2A_5.25-5.35_802.11a_CH64_5320MHz																																																																																			
ANT	1																																																																																			
Pol.	Horizontal	Fundamental																																																																																		
Peak	 <p>Level (dBuV/m) vs Frequency (MHz) plot showing a peak at 5348 MHz. A red horizontal line indicates the limit at 74.00 dBuV/m. The plot is labeled 'PEAK_BE_74'.</p> <p>Site : 03CH20-HY Condition: PEAK_BE_74 3m HF_91200_02360_231030 HORIZONTAL : RBW:1000.000kHz VBW:3000.000kHz SWT:Auto</p> <table border="1"> <thead> <tr> <th>Limit</th> <th>Read</th> <th>Ant</th> <th>Cable</th> <th>Preamp</th> <th>Aux</th> <th>APos</th> <th>TPos</th> <th>Remark</th> </tr> <tr> <th>Freq</th> <th>Level</th> <th>Line</th> <th>Margin</th> <th>Level</th> <th>Factor</th> <th>Loss</th> <th>Factor</th> <th>Factor</th> </tr> <tr> <th>MHz</th> <th>dBuV/m</th> <th>dBuV/m</th> <th>dB</th> <th>dBuV</th> <th>dB/m</th> <th>dB</th> <th>dB</th> <th>cm</th> <th>deg</th> </tr> </thead> <tbody> <tr> <td>1</td> <td>5350.24</td> <td>48.93</td> <td>74.00</td> <td>-25.07</td> <td>40.06</td> <td>32.80</td> <td>13.19</td> <td>37.92</td> <td>0.00</td> <td>102</td> <td>4</td> <td>PEAK</td> </tr> </tbody> </table>	Limit	Read	Ant	Cable	Preamp	Aux	APos	TPos	Remark	Freq	Level	Line	Margin	Level	Factor	Loss	Factor	Factor	MHz	dBuV/m	dBuV/m	dB	dBuV	dB/m	dB	dB	cm	deg	1	5350.24	48.93	74.00	-25.07	40.06	32.80	13.19	37.92	0.00	102	4	PEAK	 <p>Level (dBuV/m) vs Frequency (MHz) plot showing a peak at 5320 MHz. A red horizontal line indicates the limit at 102.36 dBuV/m. The plot is labeled 'PEAK(UNI)'.</p> <p>Site : 03CH20-HY Condition: PEAK(UNI) 3m HF_91200_02360_231030 HORIZONTAL : RBW:1000.000kHz VBW:3000.000kHz SWT:Auto</p> <table border="1"> <thead> <tr> <th>Limit</th> <th>Read</th> <th>Ant</th> <th>Cable</th> <th>Preamp</th> <th>Aux</th> <th>APos</th> <th>TPos</th> <th>Remark</th> </tr> <tr> <th>Freq</th> <th>Level</th> <th>Line</th> <th>Margin</th> <th>Level</th> <th>Factor</th> <th>Loss</th> <th>Factor</th> <th>Factor</th> </tr> <tr> <th>MHz</th> <th>dBuV/m</th> <th>dBuV/m</th> <th>dB</th> <th>dBuV</th> <th>dB/m</th> <th>dB</th> <th>dB</th> <th>cm</th> <th>deg</th> </tr> </thead> <tbody> <tr> <td>1</td> <td>5320.00</td> <td>102.36</td> <td>-----</td> <td>-----</td> <td>94.26</td> <td>32.86</td> <td>13.14</td> <td>37.90</td> <td>0.00</td> <td>102</td> <td>4</td> <td>PEAK</td> </tr> </tbody> </table>	Limit	Read	Ant	Cable	Preamp	Aux	APos	TPos	Remark	Freq	Level	Line	Margin	Level	Factor	Loss	Factor	Factor	MHz	dBuV/m	dBuV/m	dB	dBuV	dB/m	dB	dB	cm	deg	1	5320.00	102.36	-----	-----	94.26	32.86	13.14	37.90	0.00	102	4	PEAK
	Limit	Read	Ant	Cable	Preamp	Aux	APos	TPos	Remark																																																																											
Freq	Level	Line	Margin	Level	Factor	Loss	Factor	Factor																																																																												
MHz	dBuV/m	dBuV/m	dB	dBuV	dB/m	dB	dB	cm	deg																																																																											
1	5350.24	48.93	74.00	-25.07	40.06	32.80	13.19	37.92	0.00	102	4	PEAK																																																																								
Limit	Read	Ant	Cable	Preamp	Aux	APos	TPos	Remark																																																																												
Freq	Level	Line	Margin	Level	Factor	Loss	Factor	Factor																																																																												
MHz	dBuV/m	dBuV/m	dB	dBuV	dB/m	dB	dB	cm	deg																																																																											
1	5320.00	102.36	-----	-----	94.26	32.86	13.14	37.90	0.00	102	4	PEAK																																																																								
Avg	 <p>Level (dBuV/m) vs Frequency (MHz) plot showing an average level at 5350 MHz. A red horizontal line indicates the limit at 54.00 dBuV/m. The plot is labeled 'AVG_BE_54'.</p> <p>Site : 03CH20-HY Condition: AVG_BE_54 3m HF_91200_02360_231030 HORIZONTAL : RBW:1000.000kHz VBW:0.750kHz SWT:Auto</p> <table border="1"> <thead> <tr> <th>Limit</th> <th>Read</th> <th>Ant</th> <th>Cable</th> <th>Preamp</th> <th>Aux</th> <th>APos</th> <th>TPos</th> <th>Remark</th> </tr> <tr> <th>Freq</th> <th>Level</th> <th>Line</th> <th>Margin</th> <th>Level</th> <th>Factor</th> <th>Loss</th> <th>Factor</th> <th>Factor</th> </tr> <tr> <th>MHz</th> <th>dBuV/m</th> <th>dBuV/m</th> <th>dB</th> <th>dBuV</th> <th>dB/m</th> <th>dB</th> <th>dB</th> <th>cm</th> <th>deg</th> </tr> </thead> <tbody> <tr> <td>1</td> <td>5350.52</td> <td>40.73</td> <td>54.00</td> <td>-13.27</td> <td>32.66</td> <td>32.80</td> <td>13.19</td> <td>37.92</td> <td>0.00</td> <td>102</td> <td>4</td> <td>AVERAGE</td> </tr> </tbody> </table>	Limit	Read	Ant	Cable	Preamp	Aux	APos	TPos	Remark	Freq	Level	Line	Margin	Level	Factor	Loss	Factor	Factor	MHz	dBuV/m	dBuV/m	dB	dBuV	dB/m	dB	dB	cm	deg	1	5350.52	40.73	54.00	-13.27	32.66	32.80	13.19	37.92	0.00	102	4	AVERAGE	 <p>Level (dBuV/m) vs Frequency (MHz) plot showing an average level at 5320 MHz. A red horizontal line indicates the limit at 95.50 dBuV/m. The plot is labeled 'AVG_54'.</p> <p>Site : 03CH20-HY Condition: AVG_54 3m HF_91200_02360_231030 HORIZONTAL : RBW:1000.000kHz VBW:0.750kHz SWT:Auto</p> <table border="1"> <thead> <tr> <th>Limit</th> <th>Read</th> <th>Ant</th> <th>Cable</th> <th>Preamp</th> <th>Aux</th> <th>APos</th> <th>TPos</th> <th>Remark</th> </tr> <tr> <th>Freq</th> <th>Level</th> <th>Line</th> <th>Margin</th> <th>Level</th> <th>Factor</th> <th>Loss</th> <th>Factor</th> <th>Factor</th> </tr> <tr> <th>MHz</th> <th>dBuV/m</th> <th>dBuV/m</th> <th>dB</th> <th>dBuV</th> <th>dB/m</th> <th>dB</th> <th>dB</th> <th>cm</th> <th>deg</th> </tr> </thead> <tbody> <tr> <td>1</td> <td>5320.00</td> <td>95.50</td> <td>-----</td> <td>-----</td> <td>87.48</td> <td>32.86</td> <td>13.14</td> <td>37.90</td> <td>0.00</td> <td>102</td> <td>4</td> <td>AVERAGE</td> </tr> </tbody> </table>	Limit	Read	Ant	Cable	Preamp	Aux	APos	TPos	Remark	Freq	Level	Line	Margin	Level	Factor	Loss	Factor	Factor	MHz	dBuV/m	dBuV/m	dB	dBuV	dB/m	dB	dB	cm	deg	1	5320.00	95.50	-----	-----	87.48	32.86	13.14	37.90	0.00	102	4	AVERAGE
	Limit	Read	Ant	Cable	Preamp	Aux	APos	TPos	Remark																																																																											
Freq	Level	Line	Margin	Level	Factor	Loss	Factor	Factor																																																																												
MHz	dBuV/m	dBuV/m	dB	dBuV	dB/m	dB	dB	cm	deg																																																																											
1	5350.52	40.73	54.00	-13.27	32.66	32.80	13.19	37.92	0.00	102	4	AVERAGE																																																																								
Limit	Read	Ant	Cable	Preamp	Aux	APos	TPos	Remark																																																																												
Freq	Level	Line	Margin	Level	Factor	Loss	Factor	Factor																																																																												
MHz	dBuV/m	dBuV/m	dB	dBuV	dB/m	dB	dB	cm	deg																																																																											
1	5320.00	95.50	-----	-----	87.48	32.86	13.14	37.90	0.00	102	4	AVERAGE																																																																								



Mode	12																																																																																	
	Band Edge																																																																																	
	U-NII-2A_5.25-5.35_802.11a_CH64_5320MHz																																																																																	
ANT	1																																																																																	
Pol.	Vertical	Fundamental																																																																																
Peak	<p>Site : 03CH20-HY Condition: PEAK_BE_74 3m HF_91200_02360_231030 VERTICAL : RBW:1000.000kHz VBW:3000.000kHz SWT:Auto</p> <table border="1"> <thead> <tr> <th>Limit</th> <th>Read</th> <th>Ant</th> <th>Cable</th> <th>Preamp</th> <th>Aux</th> <th>APos</th> <th>TPos</th> <th>Remark</th> </tr> <tr> <th>Freq</th> <th>Level</th> <th>Line</th> <th>Margin</th> <th>Level</th> <th>Factor</th> <th>Loss</th> <th>Factor</th> <th>Factor</th> </tr> <tr> <th>MHz</th> <th>dBuV/m</th> <th>dBuV/m</th> <th>dB</th> <th>dBuV</th> <th>dB/m</th> <th>dB</th> <th>dB</th> <th>cm</th> </tr> </thead> <tbody> <tr> <td>1</td> <td>5351.50</td> <td>46.83</td> <td>74.00</td> <td>-27.17</td> <td>38.76</td> <td>32.80</td> <td>13.19</td> <td>37.92</td> <td>0.00</td> <td>349</td> <td>50</td> <td>PEAK</td> </tr> </tbody> </table>	Limit	Read	Ant	Cable	Preamp	Aux	APos	TPos	Remark	Freq	Level	Line	Margin	Level	Factor	Loss	Factor	Factor	MHz	dBuV/m	dBuV/m	dB	dBuV	dB/m	dB	dB	cm	1	5351.50	46.83	74.00	-27.17	38.76	32.80	13.19	37.92	0.00	349	50	PEAK	<p>Site : 03CH20-HY Condition: PEAK(UNII) 3m HF_91200_02360_231030 VERTICAL : RBW:1000.000kHz VBW:3000.000kHz SWT:Auto</p> <table border="1"> <thead> <tr> <th>Limit</th> <th>Read</th> <th>Ant</th> <th>Cable</th> <th>Preamp</th> <th>Aux</th> <th>APos</th> <th>TPos</th> <th>Remark</th> </tr> <tr> <th>Freq</th> <th>Level</th> <th>Line</th> <th>Margin</th> <th>Level</th> <th>Factor</th> <th>Loss</th> <th>Factor</th> <th>Factor</th> </tr> <tr> <th>MHz</th> <th>dBuV/m</th> <th>dBuV/m</th> <th>dB</th> <th>dBuV</th> <th>dB/m</th> <th>dB</th> <th>dB</th> <th>cm</th> </tr> </thead> <tbody> <tr> <td>1</td> <td>5320.00</td> <td>94.28</td> <td>-----</td> <td>-----</td> <td>86.18</td> <td>32.86</td> <td>13.14</td> <td>37.90</td> <td>0.00</td> <td>349</td> <td>50</td> <td>PEAK</td> </tr> </tbody> </table>	Limit	Read	Ant	Cable	Preamp	Aux	APos	TPos	Remark	Freq	Level	Line	Margin	Level	Factor	Loss	Factor	Factor	MHz	dBuV/m	dBuV/m	dB	dBuV	dB/m	dB	dB	cm	1	5320.00	94.28	-----	-----	86.18	32.86	13.14	37.90	0.00	349	50	PEAK
	Limit	Read	Ant	Cable	Preamp	Aux	APos	TPos	Remark																																																																									
Freq	Level	Line	Margin	Level	Factor	Loss	Factor	Factor																																																																										
MHz	dBuV/m	dBuV/m	dB	dBuV	dB/m	dB	dB	cm																																																																										
1	5351.50	46.83	74.00	-27.17	38.76	32.80	13.19	37.92	0.00	349	50	PEAK																																																																						
Limit	Read	Ant	Cable	Preamp	Aux	APos	TPos	Remark																																																																										
Freq	Level	Line	Margin	Level	Factor	Loss	Factor	Factor																																																																										
MHz	dBuV/m	dBuV/m	dB	dBuV	dB/m	dB	dB	cm																																																																										
1	5320.00	94.28	-----	-----	86.18	32.86	13.14	37.90	0.00	349	50	PEAK																																																																						
Avg	<p>Site : 03CH20-HY Condition: AVG_BE_54 3m HF_91200_02360_231030 VERTICAL : RBW:1000.000kHz VBW:0.750kHz SWT:Auto</p> <table border="1"> <thead> <tr> <th>Limit</th> <th>Read</th> <th>Ant</th> <th>Cable</th> <th>Preamp</th> <th>Aux</th> <th>APos</th> <th>TPos</th> <th>Remark</th> </tr> <tr> <th>Freq</th> <th>Level</th> <th>Line</th> <th>Margin</th> <th>Level</th> <th>Factor</th> <th>Loss</th> <th>Factor</th> <th>Factor</th> </tr> <tr> <th>MHz</th> <th>dBuV/m</th> <th>dBuV/m</th> <th>dB</th> <th>dBuV</th> <th>dB/m</th> <th>dB</th> <th>dB</th> <th>cm</th> </tr> </thead> <tbody> <tr> <td>1</td> <td>5350.66</td> <td>37.68</td> <td>54.00</td> <td>-16.32</td> <td>29.61</td> <td>32.80</td> <td>13.19</td> <td>37.92</td> <td>0.00</td> <td>349</td> <td>50</td> <td>AVERAGE</td> </tr> </tbody> </table>	Limit	Read	Ant	Cable	Preamp	Aux	APos	TPos	Remark	Freq	Level	Line	Margin	Level	Factor	Loss	Factor	Factor	MHz	dBuV/m	dBuV/m	dB	dBuV	dB/m	dB	dB	cm	1	5350.66	37.68	54.00	-16.32	29.61	32.80	13.19	37.92	0.00	349	50	AVERAGE	<p>Site : 03CH20-HY Condition: AVG_54 3m HF_91200_02360_231030 VERTICAL : RBW:1000.000kHz VBW:0.750kHz SWT:Auto</p> <table border="1"> <thead> <tr> <th>Limit</th> <th>Read</th> <th>Ant</th> <th>Cable</th> <th>Preamp</th> <th>Aux</th> <th>APos</th> <th>TPos</th> <th>Remark</th> </tr> <tr> <th>Freq</th> <th>Level</th> <th>Line</th> <th>Margin</th> <th>Level</th> <th>Factor</th> <th>Loss</th> <th>Factor</th> <th>Factor</th> </tr> <tr> <th>MHz</th> <th>dBuV/m</th> <th>dBuV/m</th> <th>dB</th> <th>dBuV</th> <th>dB/m</th> <th>dB</th> <th>dB</th> <th>cm</th> </tr> </thead> <tbody> <tr> <td>1</td> <td>5320.00</td> <td>87.43</td> <td>-----</td> <td>-----</td> <td>79.33</td> <td>32.86</td> <td>13.14</td> <td>37.90</td> <td>0.00</td> <td>349</td> <td>50</td> <td>AVERAGE</td> </tr> </tbody> </table>	Limit	Read	Ant	Cable	Preamp	Aux	APos	TPos	Remark	Freq	Level	Line	Margin	Level	Factor	Loss	Factor	Factor	MHz	dBuV/m	dBuV/m	dB	dBuV	dB/m	dB	dB	cm	1	5320.00	87.43	-----	-----	79.33	32.86	13.14	37.90	0.00	349	50	AVERAGE
	Limit	Read	Ant	Cable	Preamp	Aux	APos	TPos	Remark																																																																									
Freq	Level	Line	Margin	Level	Factor	Loss	Factor	Factor																																																																										
MHz	dBuV/m	dBuV/m	dB	dBuV	dB/m	dB	dB	cm																																																																										
1	5350.66	37.68	54.00	-16.32	29.61	32.80	13.19	37.92	0.00	349	50	AVERAGE																																																																						
Limit	Read	Ant	Cable	Preamp	Aux	APos	TPos	Remark																																																																										
Freq	Level	Line	Margin	Level	Factor	Loss	Factor	Factor																																																																										
MHz	dBuV/m	dBuV/m	dB	dBuV	dB/m	dB	dB	cm																																																																										
1	5320.00	87.43	-----	-----	79.33	32.86	13.14	37.90	0.00	349	50	AVERAGE																																																																						



Mode	12																																																																																																																																																													
	Harmonic																																																																																																																																																													
	U-NII-2A_5.25-5.35_802.11a_CH64_5320MHz																																																																																																																																																													
ANT	1																																																																																																																																																													
Pol.	Horizontal	Vertical																																																																																																																																																												
Peak Avg	<p>Site : 03CH20-HY Condition: PEAK(UNII) 3m HF_91200_02360_231030 HORIZONTAL</p> <table border="1"> <thead> <tr> <th>Peak</th> <th>Freq</th> <th>Level</th> <th>Limit</th> <th>Line Margin</th> <th>Read</th> <th>Ant</th> <th>Cable</th> <th>Preamp</th> <th>Aux</th> <th>APos</th> <th>TPos</th> <th>Remark</th> </tr> <tr> <th>1</th> <th>MHz</th> <th>dBuV/m</th> <th>dBuV/m</th> <th>dB</th> <th>dBuV</th> <th>dB/m</th> <th>dB</th> <th>dB</th> <th>dB</th> <th>cm</th> <th>deg</th> <th></th> </tr> </thead> <tbody> <tr> <td>1</td> <td>10640.00</td> <td>50.91</td> <td>74.00</td> <td>-23.09</td> <td>34.36</td> <td>38.98</td> <td>18.70</td> <td>41.63</td> <td>0.50</td> <td>300</td> <td>197</td> <td>PEAK</td> </tr> <tr> <td>2</td> <td>10640.00</td> <td>41.37</td> <td>54.00</td> <td>-12.63</td> <td>24.82</td> <td>38.98</td> <td>18.70</td> <td>41.63</td> <td>0.50</td> <td>300</td> <td>197</td> <td>Average</td> </tr> <tr> <td>3</td> <td>15960.00</td> <td>51.23</td> <td>74.00</td> <td>-22.77</td> <td>33.89</td> <td>38.02</td> <td>23.17</td> <td>44.31</td> <td>0.46</td> <td>400</td> <td>261</td> <td>PEAK</td> </tr> <tr> <td>4</td> <td>15960.00</td> <td>42.09</td> <td>54.00</td> <td>-11.91</td> <td>24.75</td> <td>38.02</td> <td>23.17</td> <td>44.31</td> <td>0.46</td> <td>400</td> <td>261</td> <td>Average</td> </tr> </tbody> </table>	Peak	Freq	Level	Limit	Line Margin	Read	Ant	Cable	Preamp	Aux	APos	TPos	Remark	1	MHz	dBuV/m	dBuV/m	dB	dBuV	dB/m	dB	dB	dB	cm	deg		1	10640.00	50.91	74.00	-23.09	34.36	38.98	18.70	41.63	0.50	300	197	PEAK	2	10640.00	41.37	54.00	-12.63	24.82	38.98	18.70	41.63	0.50	300	197	Average	3	15960.00	51.23	74.00	-22.77	33.89	38.02	23.17	44.31	0.46	400	261	PEAK	4	15960.00	42.09	54.00	-11.91	24.75	38.02	23.17	44.31	0.46	400	261	Average	<p>Site : 03CH20-HY Condition: PEAK(UNII) 3m HF_91200_02360_231030 VERTICAL</p> <table border="1"> <thead> <tr> <th>Peak</th> <th>Freq</th> <th>Level</th> <th>Limit</th> <th>Line Margin</th> <th>Read</th> <th>Ant</th> <th>Cable</th> <th>Preamp</th> <th>Aux</th> <th>APos</th> <th>TPos</th> <th>Remark</th> </tr> <tr> <th>1</th> <th>MHz</th> <th>dBuV/m</th> <th>dBuV/m</th> <th>dB</th> <th>dBuV</th> <th>dB/m</th> <th>dB</th> <th>dB</th> <th>dB</th> <th>cm</th> <th>deg</th> <th></th> </tr> </thead> <tbody> <tr> <td>1</td> <td>10640.00</td> <td>51.02</td> <td>74.00</td> <td>-22.98</td> <td>34.47</td> <td>38.98</td> <td>18.70</td> <td>41.63</td> <td>0.50</td> <td>200</td> <td>91</td> <td>PEAK</td> </tr> <tr> <td>2</td> <td>10640.00</td> <td>41.39</td> <td>54.00</td> <td>-12.61</td> <td>24.84</td> <td>38.98</td> <td>18.70</td> <td>41.63</td> <td>0.50</td> <td>200</td> <td>91</td> <td>Average</td> </tr> <tr> <td>3</td> <td>15960.00</td> <td>51.00</td> <td>74.00</td> <td>-23.00</td> <td>33.66</td> <td>38.02</td> <td>23.17</td> <td>44.31</td> <td>0.46</td> <td>100</td> <td>76</td> <td>PEAK</td> </tr> <tr> <td>4</td> <td>15960.00</td> <td>42.13</td> <td>54.00</td> <td>-11.87</td> <td>24.79</td> <td>38.02</td> <td>23.17</td> <td>44.31</td> <td>0.46</td> <td>100</td> <td>76</td> <td>Average</td> </tr> </tbody> </table>	Peak	Freq	Level	Limit	Line Margin	Read	Ant	Cable	Preamp	Aux	APos	TPos	Remark	1	MHz	dBuV/m	dBuV/m	dB	dBuV	dB/m	dB	dB	dB	cm	deg		1	10640.00	51.02	74.00	-22.98	34.47	38.98	18.70	41.63	0.50	200	91	PEAK	2	10640.00	41.39	54.00	-12.61	24.84	38.98	18.70	41.63	0.50	200	91	Average	3	15960.00	51.00	74.00	-23.00	33.66	38.02	23.17	44.31	0.46	100	76	PEAK	4	15960.00	42.13	54.00	-11.87	24.79	38.02	23.17	44.31	0.46	100	76	Average
	Peak	Freq	Level	Limit	Line Margin	Read	Ant	Cable	Preamp	Aux	APos	TPos	Remark																																																																																																																																																	
1	MHz	dBuV/m	dBuV/m	dB	dBuV	dB/m	dB	dB	dB	cm	deg																																																																																																																																																			
1	10640.00	50.91	74.00	-23.09	34.36	38.98	18.70	41.63	0.50	300	197	PEAK																																																																																																																																																		
2	10640.00	41.37	54.00	-12.63	24.82	38.98	18.70	41.63	0.50	300	197	Average																																																																																																																																																		
3	15960.00	51.23	74.00	-22.77	33.89	38.02	23.17	44.31	0.46	400	261	PEAK																																																																																																																																																		
4	15960.00	42.09	54.00	-11.91	24.75	38.02	23.17	44.31	0.46	400	261	Average																																																																																																																																																		
Peak	Freq	Level	Limit	Line Margin	Read	Ant	Cable	Preamp	Aux	APos	TPos	Remark																																																																																																																																																		
1	MHz	dBuV/m	dBuV/m	dB	dBuV	dB/m	dB	dB	dB	cm	deg																																																																																																																																																			
1	10640.00	51.02	74.00	-22.98	34.47	38.98	18.70	41.63	0.50	200	91	PEAK																																																																																																																																																		
2	10640.00	41.39	54.00	-12.61	24.84	38.98	18.70	41.63	0.50	200	91	Average																																																																																																																																																		
3	15960.00	51.00	74.00	-23.00	33.66	38.02	23.17	44.31	0.46	100	76	PEAK																																																																																																																																																		
4	15960.00	42.13	54.00	-11.87	24.79	38.02	23.17	44.31	0.46	100	76	Average																																																																																																																																																		





	12	
<b>Mode</b>	<b>Harmonic</b>	
	<b>U-NII-2A_5.25-5.35_802.11a_CH64_5320MHz</b>	
<b>ANT</b>	<b>1</b>	
<b>Pol.</b>	<b>Horizontal</b>	<b>Vertical</b>
<b>14.47G</b> <b>~14.5G</b> <b>Avg</b>	<p>Site : 03CH20-HY Condition: AVG_54 3m HF_91200_02360_231030 HORIZONTAL</p>	<p>Site : 03CH20-HY Condition: AVG_54 3m HF_91200_02360_231030 VERTICAL</p>
<b>17.7G</b> <b>~18G</b> <b>Avg</b>	<p>Site : 03CH20-HY Condition: AVG_54 3m HF_91200_02360_231030 HORIZONTAL</p>	<p>Site : 03CH20-HY Condition: AVG_54 3m HF_91200_02360_231030 VERTICAL</p>