



FCC RADIO TEST REPORT

FCC ID : HLZA24006
Equipment : Tablet PC
Brand Name : acer
Model Name : A24006
Marketing Name : Acer Iconia Tab A11, A11-11
Applicant : Acer Incorporated
8F., No. 88, Sec. 1, Xintai 5th Rd., Xizhi Dist.,
New Taipei City 22181, Taiwan (R.O.C)
Manufacturer : Acer Incorporated
8F., No. 88, Sec. 1, Xintai 5th Rd., Xizhi Dist.,
New Taipei City 22181, Taiwan (R.O.C)
Standard : FCC Part 15 Subpart E §15.407

The product was received on Sep. 18, 2024 and testing was performed from Sep. 26, 2024 to Nov. 05, 2024. We, Sporton International Inc. Wensan Laboratory, would like to declare that the tested sample has been evaluated in accordance with the test procedures and has been in compliance with the applicable technical standards.

The test results in this report apply exclusively to the tested model / sample. Without written approval from Sporton International Inc. Wensan Laboratory, the test report shall not be reproduced except in full.

Louis Wu

Approved by: Louis Wu

Sporton International Inc. Wensan Laboratory

No.58, Aly. 75, Ln. 564, Wenhua 3rd, Rd., Guishan Dist., Taoyuan City 333010, Taiwan (R.O.C.)



Table of Contents

History of this test report..... 3

Summary of Test Result..... 4

1 General Description 5

 1.1 Product Feature of Equipment Under Test..... 5

 1.2 Modification of EUT 6

 1.3 Testing Location 6

 1.4 Applicable Standards..... 6

2 Test Configuration of Equipment Under Test 7

 2.1 Carrier Frequency and Channel 7

 2.2 Test Mode..... 8

 2.3 Connection Diagram of Test System..... 10

 2.4 Support Unit used in test configuration and system 10

 2.5 EUT Operation Test Setup 11

 2.6 Measurement Results Explanation Example..... 11

3 Test Result 12

 3.1 26dB & 99% Occupied Bandwidth Measurement 12

 3.2 Maximum Conducted Output Power Measurement 13

 3.3 Power Spectral Density Measurement 15

 3.4 Unwanted Emissions Measurement..... 17

 3.5 AC Conducted Emission Measurement..... 22

 3.6 Antenna Requirements..... 24

4 List of Measuring Equipment..... 25

5 Measurement Uncertainty 27

Appendix A. Conducted Test Results

Appendix B. AC Conducted Emission Test Result

Appendix C. Radiated Spurious Emission Test Data

Appendix D. Duty Cycle Plots

Appendix E. Setup Photographs



History of this test report

Report No.	Version	Description	Issue Date
FR491805D	01	Initial issue of report	Nov. 13, 2024



Summary of Test Result

Report Clause	Ref Std. Clause	Test Items	Result (PASS/FAIL)	Remark
3.1	15.403	26dB Bandwidth	Pass	-
3.1	2.1049	99% Occupied Bandwidth	Pass	-
3.2	15.407(a)	Maximum Conducted Output Power	Pass	-
3.3	15.407(a)	Power Spectral Density	Pass	-
3.4	15.407(b)	Unwanted Emissions	Pass	5.27 dB under the limit at 5726.59 MHz
3.5	15.207	AC Conducted Emission	Pass	11.08 dB under the limit at 0.49 MHz
3.6	15.203	Antenna Requirement	Pass	-

Conformity Assessment Condition:

1. The test results (PASS/FAIL) with all measurement uncertainty excluded are presented against the regulation limits or in accordance with the requirements stipulated by the applicant/manufacturer who shall bear all the risks of non-compliance that may potentially occur if measurement uncertainty is taken into account.
2. The measurement uncertainty please refer to each test result in the section "Measurement Uncertainty".

Disclaimer:

The product specifications of the EUT presented in the test report that may affect the test assessments are declared by the manufacturer who shall take full responsibility for the authenticity.

Reviewed by: Avis Chuang

Report Producer: Michelle Chen



1 General Description

1.1 Product Feature of Equipment Under Test

Product Feature	
General Specs Bluetooth, Wi-Fi 2.4GHz 802.11b/g/n/ax, Wi-Fi 5GHz 802.11a/n/ac/ax, and GNSS.	
Antenna Type WLAN: PIFA Antenna Bluetooth: PIFA Antenna GPS / BDS: PIFA Antenna	

Antenna information		
5150 MHz ~ 5250 MHz	Peak Gain (dBi)	1.23
5250 MHz ~ 5350 MHz	Peak Gain (dBi)	2.36
5470 MHz ~ 5725 MHz	Peak Gain (dBi)	1.84

Remark: The EUT's information above is declared by manufacturer. Please refer to Disclaimer in report summary.

SKU LIST				
Model	SKU1_4G+64G	SKU2_4G+64G	SKU3_4G+128G	SKU4_4G+128G
Memory	Gcai/4GB/ GD84D32MJ0-42C2	RYP/4G/ RYPLX4XR2-4G	Gcai/4GB/ GD84D32MJ0-42C2	RYP/4G/ RYPLX4XR2-4G
eMMC	Rayson/64GB/ RS70B64G4S16G	Shichuangyi/64GB/ E64GCYNT1ABE00	Rayson/128GB/RS70BT 7G4S09F	Shichuangyi/128GB/ E128CYNT2ABE00



1.2 Modification of EUT

No modifications made to the EUT during the testing.

1.3 Testing Location

Test Site	Sporton International Inc. Wensan Laboratory
Test Site Location	No.58, Aly. 75, Ln. 564, Wenhua 3rd, Rd., Guishan Dist., Taoyuan City 333010, Taiwan (R.O.C.) TEL: +886-3-327-0868 FAX: +886-3-327-0855
Test Site No.	Sporton Site No. TH05-HY, CO07-HY, 03CH13-HY

Note: The test site complies with ANSI C63.4 2014 requirement.

FCC designation No.: TW3786

1.4 Applicable Standards

According to the specifications declared by the manufacturer, the EUT must comply with the requirements of the following standards:

- ♦ FCC Part 15 Subpart E
- ♦ FCC KDB 789033 D02 General UNII Test Procedures New Rules v02r01.
- ♦ FCC KDB 414788 D01 Radiated Test Site v01r01.
- ♦ ANSI C63.10-2013

Remark:

1. All the test items were validated and recorded in accordance with the standards without any modification during the testing.
2. The TAF code is not including all the FCC KDB listed without accreditation.



2 Test Configuration of Equipment Under Test

- a. The EUT has been associated with peripherals and configuration operated in a manner tended to maximize its emission characteristics in a typical application. Frequency range investigated: conduction emission (150 kHz to 30 MHz) radiation emission (9 kHz to the 10th harmonic of the highest fundamental frequency or to 40 GHz, whichever is lower). For radiated measurement, the measured emission level of the EUT was maximized by rotating the EUT on a turntable, adjusting the orientation of the EUT and EUT antenna in three orthogonal axis (X: flat, Y: portrait, Z: landscape), and adjusting the measurement antenna orientation, following C63.10 exploratory test procedures and only the worst case emissions were reported in this report.
- b. AC power line Conducted Emission was tested under maximum output power.

2.1 Carrier Frequency and Channel

Frequency Band	Channel	Freq. (MHz)	Channel	Freq. (MHz)
5150-5250 MHz Band 1 (U-NII-1)	36	5180	44	5220
	38*	5190	46*	5230
	40	5200	48	5240
	42#	5210		

Frequency Band	Channel	Freq. (MHz)	Channel	Freq. (MHz)
5250-5350 MHz Band 2 (U-NII-2A)	52	5260	60	5300
	54*	5270	62*	5310
	56	5280	64	5320
	58#	5290		

Frequency Band	Channel	Freq. (MHz)	Channel	Freq. (MHz)
5470-5725 MHz Band 3 (U-NII-2C)	100	5500	112	5560
	102*	5510	116	5580
	104	5520	132	5660
	106#	5530	134*	5670
	108	5540	136	5680
	110*	5550	140	5700

Note:

- 1. The above Frequency and Channel with "*" are 802.11n HT40 and 802.11ac VHT40 and 802.11ax HE40.
- 2. The above Frequency and Channel with "#" are 802.11ac VHT80 and 802.11ax HE80.



2.2 Test Mode

The power for 802.11ac mode is smaller than 802.11n mode, so all other conducted and radiated test is covered by 802.11n mode.

The final test modes include the worst data rates for each modulation shown in the table below.

Modulation	Data Rate
802.11a	6 Mbps
802.11n HT20	MCS0
802.11n HT40	MCS0
802.11ac VHT20 (Covered by HT20)	MCS0
802.11ac VHT40 (Covered by HT40)	MCS0
802.11ac VHT80	MCS0
802.11ax HE20	MCS0
802.11ax HE40	MCS0
802.11ax HE80	MCS0

Test Cases	
AC Conducted Emission	Mode 1 : Bluetooth Link + WLAN (5GHz) Link + Earphone + USB Cable (Charging from AC Adapter) for SKU4_4G+128G
Remark: For Radiated Test Cases, the tests were performed with SKU3_4G+128G.	

Ch. #		Band I : 5150-5250 MHz	Band II : 5250-5350 MHz	Band III : 5470-5725MHz
		802.11a	802.11a	802.11a
L	Low	36	52	100
M	Middle	44	60	116
H	High	48	64	140

Ch. #		Band I : 5150-5250 MHz	Band II : 5250-5350 MHz	Band III : 5470-5725MHz
		802.11n HT20	802.11n HT20	802.11n HT20
L	Low	36	52	100
M	Middle	44	60	116
H	High	48	64	140



Ch. #		Band I : 5150-5250 MHz	Band II : 5250-5350 MHz	Band III : 5470-5725MHz
		802.11n HT40	802.11n HT40	802.11n HT40
L	Low	38	54	102
M	Middle	-	-	110
H	High	46	62	134

Ch. #		Band I : 5150-5250 MHz	Band II : 5250-5350 MHz	Band III : 5470-5725MHz
		802.11ac VHT80	802.11ac VHT80	802.11ac VHT80
L	Low	-	-	106
M	Middle	42	58	-
H	High	-	-	-

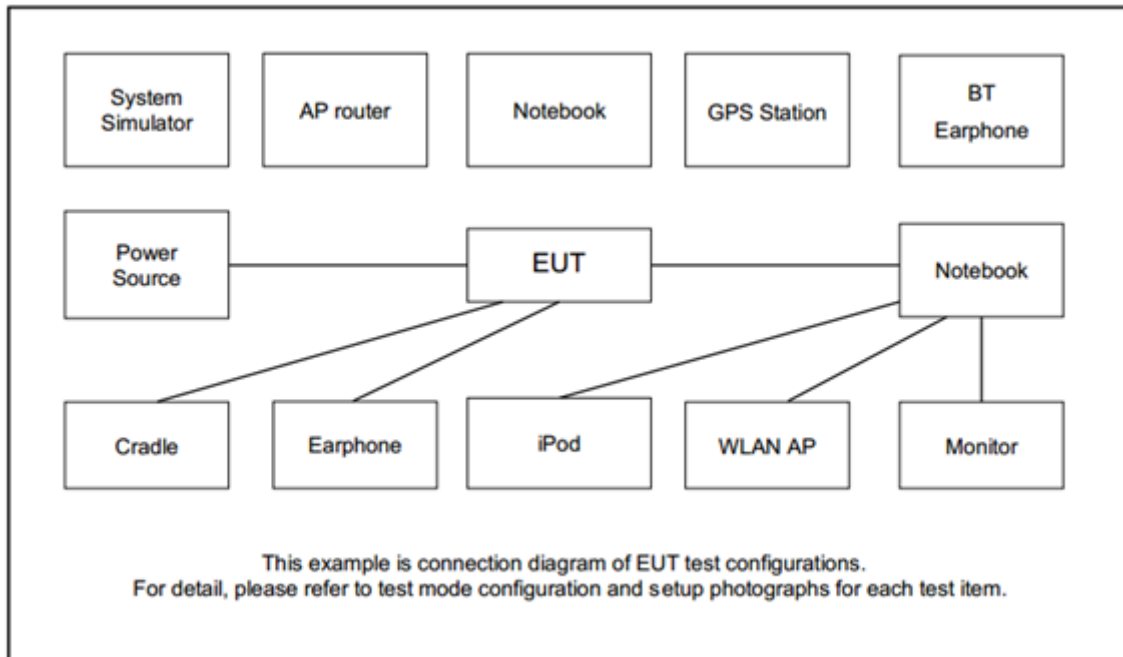
Ch. #		Band I : 5150-5250 MHz	Band II : 5250-5350 MHz	Band III : 5470-5725MHz
		802.11ax HE20	802.11ax HE20	802.11ax HE20
L	Low	36	52	100
M	Middle	44	60	116
H	High	48	64	140

Ch. #		Band I : 5150-5250 MHz	Band II : 5250-5350 MHz	Band III : 5470-5725MHz
		802.11ax HE40	802.11ax HE40	802.11ax HE40
L	Low	38	54	102
M	Middle	-	-	110
H	High	46	62	134

Ch. #		Band I : 5150-5250 MHz	Band II : 5250-5350 MHz	Band III : 5470-5725MHz
		802.11ax HE80	802.11ax HE80	802.11ax HE80
L	Low	-	-	106
M	Middle	42	58	-
H	High	-	-	-

Remark: For radiation spurious emission, the modulation and the data rate picked for testing are determined by the Max. RF conducted power.

2.3 Connection Diagram of Test System



2.4 Support Unit used in test configuration and system

Item	Equipment	Brand Name	Model Name	FCC ID	Data Cable	Power Cord
1.	Bluetooth Earphone	Sony Ericsson	MW600	PY7DDA-2029	N/A	N/A
2.	WLAN AP	Netgear	RAXE500	PY320300508	N/A	Unshielded, 1.8 m
3.	Notebook	DELL	Latitude 3400	FCC DoC	N/A	AC I/P: Unshielded, 1.2 m DC O/P: Shielded, 1.8 m
4.	Earphone + Mic	Samsung	Ecouteur	N/A	Unshielded 1.8m	N/A
5.	SD Card	SanDisk	MicroSD HC	FCC DoC	N/A	N/A
6.	Earphone	SONY	MH750	N/A	Unshielded, 1.2m	N/A



2.5 EUT Operation Test Setup

The RF test items, utility “Android Debug Bridge version 1.0.40” was installed in Notebook which was programmed in order to make the EUT get into the engineering modes to provide channel selection, power level, data rate and the application type and for continuous transmitting signals.

2.6 Measurement Results Explanation Example

For all conducted test items:

The offset level is set in the spectrum analyzer to compensate the RF cable loss and attenuator factor between EUT conducted output port and spectrum analyzer. With the offset compensation, the spectrum analyzer reading level is exactly the EUT RF output level.

Example :

The spectrum analyzer offset is derived from RF cable loss and attenuator factor.

Offset = RF cable loss + attenuator factor.

Following shows an offset computation example with cable loss 4.2 dB and 10 dB attenuator.

$$\begin{aligned} \text{Offset(dB)} &= \text{RF cable loss(dB)} + \text{attenuator factor(dB)}. \\ &= 4.2 + 10 = 14.2 \text{ (dB)} \end{aligned}$$

3 Test Result

3.1 26dB & 99% Occupied Bandwidth Measurement

3.1.1 Description of 26dB & 99% Occupied Bandwidth

This section is for reporting purpose only.

There is no restriction limits for bandwidth.

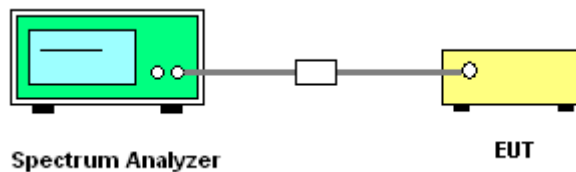
3.1.2 Measuring Instruments

Please refer to the measuring equipment list in this test report.

3.1.3 Test Procedures

1. The testing follows FCC KDB 789033 D02 General UNII Test Procedures New Rules v02r01. Section C) Emission bandwidth
2. Set RBW = approximately 1% of the emission bandwidth.
3. Set the VBW > RBW.
4. Detector = Peak.
5. Trace mode = max hold
6. Measure the maximum width of the emission that is 26 dB down from the peak of the emission. Compare this with the RBW setting of the analyzer. Readjust RBW and repeat measurement as needed until the RBW/EBW ratio is approximately 1%.
7. For 99% Bandwidth Measurement, the spectrum analyzer's resolution bandwidth (RBW) is set 1-5% of the emission bandwidth and set the Video bandwidth (VBW) $\geq 3 * RBW$.
8. Measure and record the results in the test report.

3.1.4 Test Setup



3.1.5 Test Result of 26dB & 99% Occupied Bandwidth

Please refer to Appendix A.



3.2 Maximum Conducted Output Power Measurement

3.2.1 Limit of Maximum Conducted Output Power

<FCC 14-30 CFR 15.407>

For the 5.15–5.25 GHz bands:

■ For mobile and portable client devices in the 5.15–5.25 GHz band, the maximum conducted output power over the frequency band of operation shall not exceed 250 mW. For an indoor access point operating in the band 5.15-5.25 GHz, the maximum conducted output power over the frequency band of operation shall not exceed 1 W.

For the 5.25–5.725 GHz bands:

■ The maximum conducted output power over the frequency bands of operation shall not exceed the lesser of 250 mW or 11 dBm 10 log B, where B is the 26 dB emission bandwidth in megahertz.

If transmitting antennas of directional gain greater than 6 dBi are used, the peak output power shall be reduced by the amount in dB that the directional gain of the antenna exceeds 6 dBi.

Note that U-NII-2 band, devices with a maximum e.i.r.p. greater than 500 mW shall implement TPC in order to have the capability to operate at least 6 dB below the maximum permitted e.i.r.p. of 1 W.

3.2.2 Measuring Instruments

Please refer to the measuring equipment list in this test report.

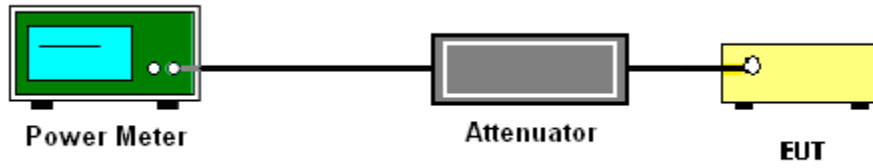
3.2.3 Test Procedures

The testing follows Method PM-G of FCC KDB 789033 D02 General UNII Test Procedures New Rules v02r01.

Method PM-G (Measurement using a gated RF average power meter):

1. Measurement is performed using a wideband RF power meter.
2. The EUT is configured to transmit at its maximum power control level.
3. Measure the average power of the transmitter.
4. Since the measurement is made only during the ON time of the transmitter, no duty cycle correction factor is required.

3.2.4 Test Setup



3.2.5 Test Result of Maximum Conducted Output Power

Please refer to Appendix A.



3.3 Power Spectral Density Measurement

3.3.1 Limit of Power Spectral Density

<FCC 14-30 CFR 15.407>

For the 5.15–5.25 GHz bands:

For mobile and portable client devices in the 5.15–5.25 GHz band, the maximum power spectral density shall not exceed 11 dBm in any 1.0 MHz band. For an indoor access point operating in the band 5.15-5.25 GHz, the maximum power spectral density shall not exceed 17 dBm in any 1.0 MHz band.

For the 5.25–5.725 GHz bands:

The maximum power spectral density shall not exceed 11 dBm in any 1.0 MHz band.

If transmitting antennas of directional gain greater than 6 dBi are used, the peak output power shall be reduced by the amount in dB that the directional gain of the antenna exceeds 6 dBi.

3.3.2 Measuring Instruments

Please refer to the measuring equipment list in this test report.

3.3.3 Test Procedures

The testing follows FCC KDB 789033 D02 General UNII Test Procedures New Rules v02r01.

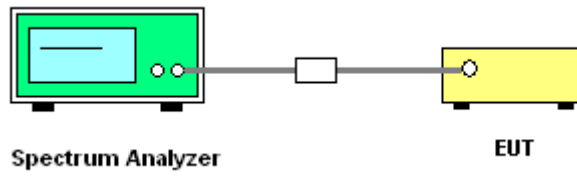
Section F) Maximum power spectral density.

Method SA-3

(power averaging (rms) detection with max hold):

- Set span to encompass the entire emission bandwidth (EBW) of the signal.
 - Set RBW = 1 MHz.
 - Set VBW ≥ 3 MHz.
 - Number of points in sweep ≥ 2 Span / RBW.
 - Sweep time ≤ (number of points in sweep) × T, when duty cycle is less than 98 percent where T is the minimum transmission duration over which the transmitter is on and is transmitting at its maximum power control level for the tested mode of operation.
Detector = power averaging (rms).
 - Trace mode = max hold.
 - Allow max hold to run for at least 60 seconds, or longer as needed to allow the trace to stabilize.
1. The RF output of EUT is connected to the spectrum analyzer by a low loss cable.
 2. Each plot has already offset with cable loss, and attenuator loss. Measure the PPSD and record it.

3.3.4 Test Setup



3.3.5 Test Result of Power Spectral Density

Please refer to Appendix A.



3.4 Unwanted Emissions Measurement

This section is to measure unwanted emissions through radiated measurement for band edge spurious emissions and out of band emissions measurement.

3.4.1 Limit of Unwanted Emissions

(1) For transmitters operating in the 5150-5250 MHz band: all emissions outside of the 5150-5350 MHz band shall not exceed an EIRP of -27dBm/MHz.

For transmitters operating in the 5250-5350 MHz band: all emissions outside of the 5150-5350 MHz band shall not exceed an EIRP of -27 dBm/MHz. Devices operating in the 5250-5350 MHz band that generate emissions in the 5150-5250 MHz band must meet all applicable technical requirements for operation in the 5150-5250 MHz band (including indoor use) or alternatively meet an out-of-band emission EIRP limit of -27 dBm/MHz in the 5150-5250 MHz band.

For transmitters operating in the 5470-5600 MHz and 5650-5725MHz band: all emissions outside of the 5470-5600 MHz and 5650-5725MHz band shall not exceed an EIRP of -27 dBm/MHz.

(2) Unwanted spurious emissions falls in restricted bands shall comply with the general field strength limits as below table:

Frequency (MHz)	Field Strength (microvolts/meter)	Measurement Distance (meters)
0.009 – 0.490	2400/F(kHz)	300
0.490 – 1.705	24000/F(kHz)	30
1.705 – 30.0	30	30
30 – 88	100	3
88 – 216	150	3
216 - 960	200	3
Above 960	500	3

Note: The following formula is used to convert the EIRP to field strength.

$$E = \frac{1000000\sqrt{30P}}{3} \mu\text{V/m, where P is the eirp (Watts)}$$



EIRP (dBm)	Field Strength at 3m (dBμV/m)
- 27	68.3

(3) KDB789033 D02 v02r01 G)2)c)

(i) Sections 15.407(b)(1-3) specifies the unwanted emissions limit for the U-NII-1 and U-NII-2 bands. As specified, emissions above 1000 MHz that are outside of the restricted bands are subject to a peak emission limit of -27 dBm/MHz.

(ii) Section 15.407(b)(4) specifies the unwanted emissions limit for the U-NII-3 band. A band emissions mask is specified in Section 15.407(b)(4)(i). The emission limits are based on the use of a peak detector.

3.4.2 Measuring Instruments

Please refer to the measuring equipment list in this test report.

3.4.3 Test Procedures

1. The testing follows FCC KDB 789033 D02 General UNII Test Procedures New Rules v02r01. Section G) Unwanted emissions measurement.

(1) Procedure for Unwanted Emissions Measurements Below 1000 MHz

- RBW = 120 kHz
- VBW = 300 kHz
- Detector = Peak
- Trace mode = max hold

(2) Procedure for Peak Unwanted Emissions Measurements Above 1000 MHz

- RBW = 1 MHz
- VBW ≥ 3 MHz
- Detector = Peak
- Sweep time = auto
- Trace mode = max hold

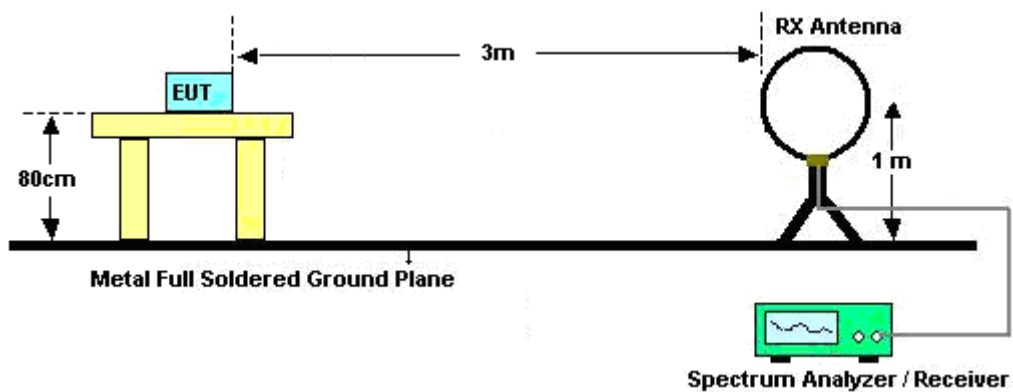
(3) Procedures for Average Unwanted Emissions Measurements Above 1000 MHz

- RBW = 1 MHz
- VBW = 10 Hz, when duty cycle is no less than 98 percent.
- $VBW \geq 1/T$, when duty cycle is less than 98 percent where T is the minimum transmission duration over which the transmitter is on and is transmitting at its maximum power control level for the tested mode of operation.

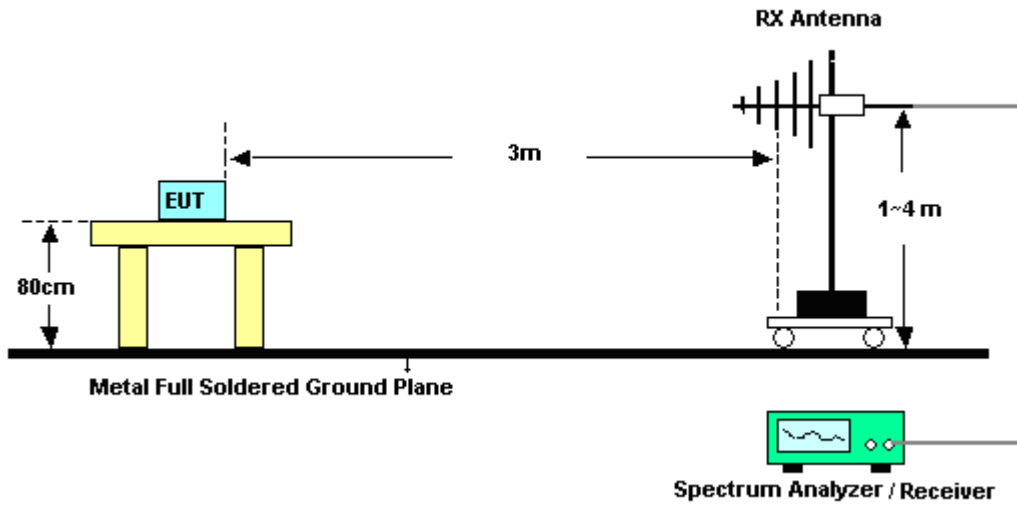
2. The EUT is placed on a turntable with 0.8 meter for frequency below 1 GHz and 1.5 meter for frequency above 1 GHz respectively above ground.
3. The EUT is set 3 meters away from the receiving antenna which is mounted on the top of a variable height antenna tower.
4. The antenna is a broadband antenna and its height is adjusted between one meter and four meters above ground to find the maximum value of the field strength for both horizontal polarization and vertical polarization of the antenna.
5. For each suspected emission, the EUT is arranged to its worst case and then adjust the antenna tower (from 1 m to 4 m) and turntable (from 0 degree to 360 degrees) to find the maximum reading.
6. Radiated testing below 1 GHz is performed by adjusting the antenna tower from 1 m to 4 m and by rotating the turn table from 0 degree to 360 degrees to find the peak maximum hold reading. When there is no suspected emission found and the emission level is with at least 6 dB margin against QP limit line, the position is marked as “-“.
7. Radiated testing above 1 GHz is performed by adjusting the antenna tower from 1 m to 4 m and by rotating the turn table from 0 degree to 360 degrees to find the peak maximum hold reading for scanning all frequencies. When there is no suspected emission found and the harmonic emission level is with at least 6 dB margin against average limit line, the position is marked as “-“.

3.4.4 Test Setup

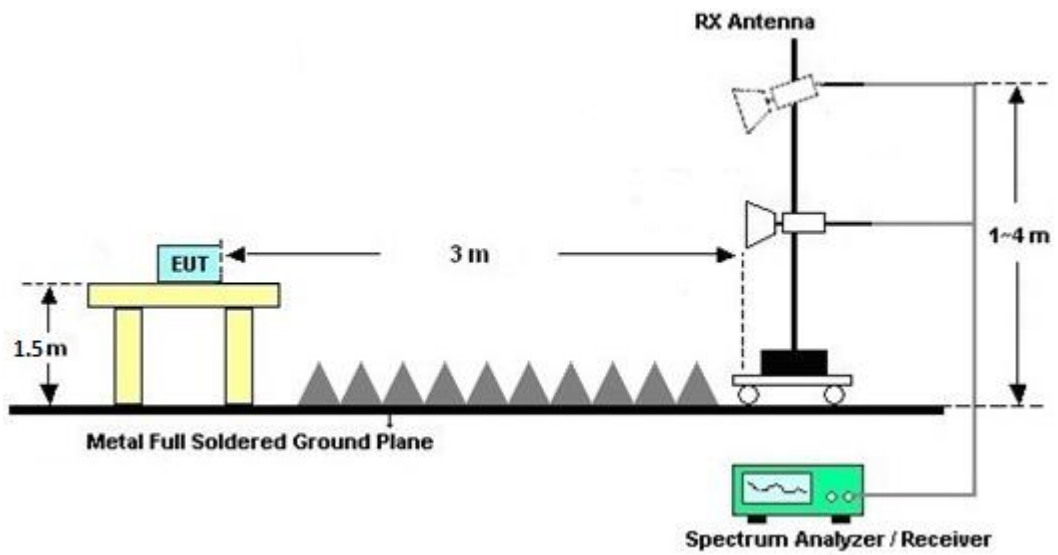
For radiated emissions below 30MHz



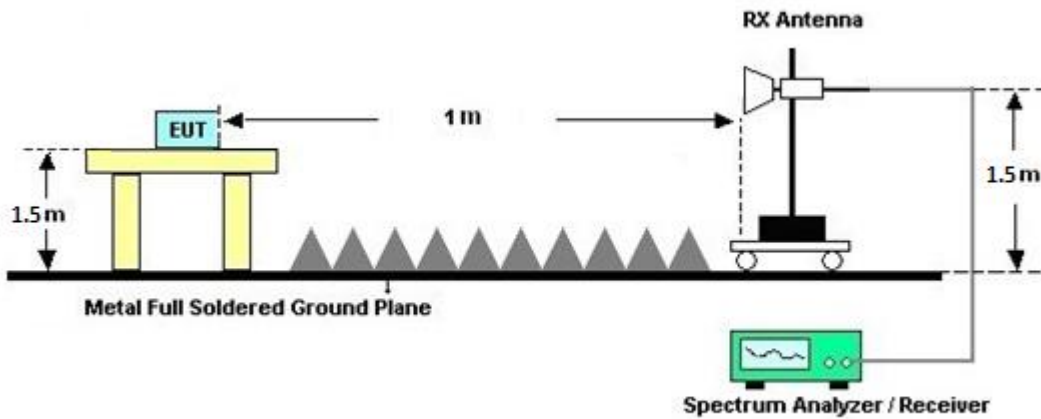
For radiated emissions from 30MHz to 1GHz



For radiated test from 1GHz to 18GHz



For radiated test above 18GHz



3.4.5 Test Results of Radiated Spurious Emissions (9 kHz ~ 30 MHz)

The low frequency, which starts from 9 kHz to 30 MHz, is pre-scanned and the result which is 20 dB lower than the limit line is not reported.

There is adequate comparison measurement of both open-field test site and alternative test site - semi-Anechoic chamber according to 414788 D01 Radiated Test Site v01r01, and the result came out very similar.

3.4.6 Test Result of Radiated Spurious at Band Edges

Please refer to Appendix C.

3.4.7 Duty Cycle

Please refer to Appendix D.

3.4.8 Test Result of Radiated Spurious Emissions (30MHz ~ 10th Harmonic)

Please refer to Appendix C.



3.5 AC Conducted Emission Measurement

3.5.1 Limit of AC Conducted Emission

For equipment that is designed to be connected to the public utility (AC) power line, the radio frequency voltage that is conducted back onto the AC power line on any frequency or frequencies within the band 150 kHz to 30 MHz shall not exceed the limits in the following table.

Frequency of emission (MHz)	Conducted limit (dB μ V)	
	Quasi-peak	Average
0.15-0.5	66 to 56*	56 to 46*
0.5-5	56	46
5-30	60	50

*Decreases with the logarithm of the frequency.

3.5.2 Measuring Instruments

Please refer to the measuring equipment list in this test report.

3.5.3 Test Procedures

1. The EUT is placed 0.4 meter away from the conducting wall of the shielding room, and is kept at least 80 centimeters from any other grounded conducting surface.
2. Connect EUT to the power mains through a line impedance stabilization network (LISN).
3. All the support units are connecting to the other LISN.
4. The LISN provides 50 ohm coupling impedance for the measuring instrument.
5. The FCC states that a 50 ohm, 50 microhenry LISN shall be used.
6. Both Line and Neutral shall be tested in order to find out the maximum conducted emission.
7. The frequency range from 150 kHz to 30 MHz is scanned.
8. Set the test-receiver system to Peak Detect Function and specified bandwidth with Maximum Hold Mode.

3.5.4 Test Setup



3.5.5 Test Result of AC Conducted Emission

Please refer to Appendix B.



3.6 Antenna Requirements

3.6.1 Standard Applicable

An intentional radiator shall be designed to ensure that no antenna other than that furnished by the responsible party shall be used with the device. The use of a permanently attached antenna or of an antenna that uses a unique coupling to the intentional radiator shall be considered sufficient to comply with the provisions of this section. The manufacturer may design the unit so that a broken antenna can be replaced by the user, but the use of a standard antenna jack or electrical connector is prohibited. This requirement does not apply to carrier current devices or to devices operated under the provisions of § 15.211, 15.213, 15.217, 15.219, 15.221, or § 15.236. Further, this requirement does not apply to intentional radiators that must be professionally installed, such as perimeter protection systems and some field disturbance sensors, or to other intentional radiators which, in accordance with § 15.31(d), must be measured at the installation site. However, the installer shall be responsible for ensuring that the proper antenna is employed so that the limits in this part are not exceeded.

3.6.2 Antenna Anti-Replacement Construction

Unique (non-standard) antenna connector.



4 List of Measuring Equipment

Instrument	Brand Name	Model No.	Serial No.	Characteristics	Calibration Date	Test Date	Due Date	Remark
Hygrometer	TECPEL	DTM-303A	TP201996	N/A	Nov. 07, 2023	Oct. 03, 2024~ Oct. 30, 2024	Nov. 06, 2024	Conducted (TH05-HY)
Power Sensor	DARE	RPR3006W	15I00041SNO 10 (NO:248)	10MHz~6GHz	Jan. 10, 2024	Oct. 03, 2024~ Oct. 30, 2024	Jan. 09, 2025	Conducted (TH05-HY)
Signal Analyzer	Rohde & Schwarz	FSV40	101566	10Hz~40GHz	Aug. 23, 2024	Oct. 03, 2024~ Oct. 30, 2024	Aug. 22, 2025	Conducted (TH05-HY)
Switch Control Mainframe	Burgeon	ETF-058	EC1300484 (BOX3)	N/A	May 20, 2024	Oct. 03, 2024~ Oct. 30, 2024	May 19, 2025	Conducted (TH05-HY)
Software	Sporton	BTWIFI_Final_ version_24051 3	N/A	Conducted Other Test Item	N/A	Oct. 03, 2024~ Oct. 30, 2024	N/A	Conducted (TH05-HY)
AC Power Source	ACPOWER	AFC-11003G	F317040033	N/A	N/A	Sep. 26, 2024	N/A	Conduction (CO07-HY)
Software	Rohde & Schwarz	EMC32 V10.30	N/A	N/A	N/A	Sep. 26, 2024	N/A	Conduction (CO07-HY)
Pulse Limiter	SCHWARZBECK	VTSD 9561-F N	9561-F N00373	9kHz-200MHz	Oct. 20, 2023	Sep. 26, 2024	Oct. 19, 2024	Conduction (CO07-HY)
RF Cable	HUBER + SUHNER	RG 214/U	1358175	9kHz~30MHz	Mar. 14, 2024	Sep. 26, 2024	Mar. 13, 2025	Conduction (CO07-HY)
Two-Line V-Network	TESEQ	NNB 51	45051	N/A	Mar. 10, 2024	Sep. 26, 2024	Mar. 09, 2025	Conduction (CO07-HY)
Four-Line V-Network	TESEQ	NNB 52	36122	N/A	Mar. 07, 2024	Sep. 26, 2024	Mar. 06, 2025	Conduction (CO07-HY)
EMI Test Receiver	Rohde & Schwarz	ESC17	100724	9kHz~7GHz	Feb. 20, 2024	Sep. 26, 2024	Feb. 19, 2025	Conduction (CO07-HY)
Loop Antenna	Rohde & Schwarz	HFH2-Z2	100315	9 kHz~30 MHz	Feb. 23, 2024	Oct. 18, 2024~ Nov. 05, 2024	Feb. 22, 2025	Radiation (03CH13-HY)
RF Cable	HUBER + SUHNER	SUCOFLEX 102	803951/2	9k~30M	Mar. 06, 2024	Oct. 18, 2024~ Nov. 05, 2024	Mar. 05, 2025	Radiation (03CH13-HY)
Amplifier	SONOMA	310N	187282	9kHz~1GHz	Dec. 13, 2023	Oct. 18, 2024~ Nov. 05, 2024	Dec. 12, 2024	Radiation (03CH13-HY)
Bilog Antenna	TESEQ	CBL 6111D & 00800N1D01N -06	40103 & 07	30MHz~1GHz	Apr. 12, 2024	Oct. 18, 2024~ Nov. 05, 2024	Apr. 11, 2025	Radiation (03CH13-HY)
EMI Test Receiver	Agilent	N9038A(MXE)	MY53290045	20MHz~8.4GHz	Apr. 17, 2024	Oct. 18, 2024~ Nov. 05, 2024	Apr. 16, 2025	Radiation (03CH13-HY)
Horn Antenna	SCHWARZBECK	BBHA 9120 D	9120D-1326	1GHz~18GHz	Aug. 15, 2024	Oct. 18, 2024~ Nov. 05, 2024	Aug. 14, 2025	Radiation (03CH13-HY)
Preamplifier	MITEQ	AMF-7D-0010 1800-30-10P	1590074	1GHz~18GHz	May 15, 2024	Oct. 18, 2024~ Nov. 05, 2024	May 14, 2025	Radiation (03CH13-HY)
Preamplifier	EM Electronics	EM01G18G	060803	1GHz~18GHz	Jan. 09, 2024	Oct. 18, 2024~ Nov. 05, 2024	Jan. 08, 2025	Radiation (03CH13-HY)
Preamplifier	EMEC	EM18G40G	060801	18GHz~40GHz	May 27, 2024	Oct. 18, 2024~ Nov. 05, 2024	May 26, 2025	Radiation (03CH13-HY)
SHF-EHF Horn Antenna	SCHWARZBECK	BBHA9170	1224	18GHz-40GHz	Jun. 24, 2024	Oct. 18, 2024~ Nov. 05, 2024	Jun. 23, 2025	Radiation (03CH13-HY)
Spectrum Analyzer	Keysight	N9010A	MY55370526	10Hz~44GHz	Jan. 18, 2024	Oct. 18, 2024~ Nov. 05, 2024	Jan. 17, 2025	Radiation (03CH13-HY)



Instrument	Brand Name	Model No.	Serial No.	Characteristics	Calibration Date	Test Date	Due Date	Remark
Filter	Wainwright	WLK4-1000-1530-8000-40SS	SN4	1.53GHz Low Pass Filter	Jun. 13, 2024	Oct. 18, 2024~Nov. 05, 2024	Jun. 12, 2025	Radiation (03CH13-HY)
Filter	Wainwright	WHKX12-2700-3000-18000-60SS	SN2	3GHz High Pass Filter	Jul. 09, 2024	Oct. 18, 2024~Nov. 05, 2024	Jul. 08, 2025	Radiation (03CH13-HY)
Filter	Wainwright	WHKX8-5872.5-6750-18000-40ST	SN5	6.75GHz High Pass Filter	Mar. 08, 2024	Oct. 18, 2024~Nov. 05, 2024	Mar. 07, 2025	Radiation (03CH13-HY)
RF Cable	HUBER + SUHNER	SUCOFLEX 126E	0030/126E	30MHz~18GHz	Feb. 07, 2024	Oct. 18, 2024~Nov. 05, 2024	Feb. 06, 2025	Radiation (03CH13-HY)
RF Cable	HUBER + SUHNER	SUCOFLEX 102	804011/2, 804012/2	18GHz ~40GHz	Jan. 02, 2024	Oct. 18, 2024~Nov. 05, 2024	Jan. 01, 2025	Radiation (03CH13-HY)
RF Cable	HUBER + SUHNER	SUCOFLEX 102	804616/2	30MHz~40GHz	Feb. 07, 2024	Oct. 18, 2024~Nov. 05, 2024	Feb. 06, 2025	Radiation (03CH13-HY)
RF Cable	HUBER + SUHNER	SUCOFLEX 104	MY24961/4	30MHz~18GHz	Jul. 18, 2024	Oct. 18, 2024~Nov. 05, 2024	Jul. 17, 2025	Radiation (03CH13-HY)
Hygrometer	TECPEL	DTM-303A	TP215159	N/A	Sep. 10, 2024	Oct. 18, 2024~Nov. 05, 2024	Sep. 09, 2025	Radiation (03CH13-HY)
Controller	EMEC	EM1000	N/A	Control Turn table & Ant Mast	N/A	Oct. 18, 2024~Nov. 05, 2024	N/A	Radiation (03CH13-HY)
Antenna Mast	EMEC	AM-BS-4500-B	N/A	1m~4m	N/A	Oct. 18, 2024~Nov. 05, 2024	N/A	Radiation (03CH13-HY)
Turn Table	EMEC	TT2000	N/A	0~360 Degree	N/A	Oct. 18, 2024~Nov. 05, 2024	N/A	Radiation (03CH13-HY)
Software	Audix	N/A	RK-001124	N/A	N/A	Oct. 18, 2024~Nov. 05, 2024	N/A	Radiation (03CH13-HY)



5 Measurement Uncertainty

Uncertainty of Conducted Emission Measurement (150kHz ~ 30MHz)

Measuring Uncertainty for a Level of Confidence of 95% ($U = 2Uc(y)$)	3.44 dB
---	---------

Uncertainty of Radiated Emission Measurement (30 MHz ~ 1000 MHz)

Measuring Uncertainty for a Level of Confidence of 95% ($U = 2Uc(y)$)	6.30 dB
---	---------

Uncertainty of Radiated Emission Measurement (1000 MHz ~ 6000 MHz)

Measuring Uncertainty for a Level of Confidence of 95% ($U = 2Uc(y)$)	4.50 dB
---	---------

Uncertainty of Radiated Emission Measurement (6000 MHz ~ 18000 MHz)

Measuring Uncertainty for a Level of Confidence of 95% ($U = 2Uc(y)$)	4.80 dB
---	---------

Uncertainty of Radiated Emission Measurement (18000 MHz ~ 40000 MHz)

Measuring Uncertainty for a Level of Confidence of 95% ($U = 2Uc(y)$)	5.10 dB
---	---------

Appendix A. Test Result of Conducted Test Items

Test Engineer:	Junyu Jhou and Willy Chang	Temperature:	21~25	°C
Test Date:	2024/10/03~2024/10/30	Relative Humidity:	51~54	%

TEST RESULTS DATA
26dB and 99% OBW

U-NII-1 single antenna													
Mod.	Data Rate	N _{TX}	CH.	Freq. (MHz)	99% Bandwidth (MHz)		26 dB Bandwidth (MHz)		IC 99% Bandwidth Power Limit (dBm)		IC 99% Bandwidth EIRP Limit (dBm)		Note
					Ant 1	-	Ant 1	-	Ant 1	-	Ant 1	-	
11a	6Mbps	1	36	5180	17.30	-	26.59	-	-	-	22.38	-	
11a	6Mbps	1	44	5220	17.32	-	27.40	-	-	-	22.38	-	
11a	6Mbps	1	48	5240	17.29	-	26.58	-	-	-	22.38	-	
HT20	MCS0	1	36	5180	18.41	-	27.29	-	-	-	22.65	-	
HT20	MCS0	1	44	5220	18.43	-	27.50	-	-	-	22.66	-	
HT20	MCS0	1	48	5240	18.43	-	27.72	-	-	-	22.65	-	
HT40	MCS0	1	38	5190	37.73	-	49.18	-	-	-	23.01	-	
HT40	MCS0	1	46	5230	37.79	-	49.98	-	-	-	23.01	-	
VHT80	MCS0	1	42	5210	76.26	-	89.15	-	-	-	23.01	-	

TEST RESULTS DATA
Average Power Table

FCC U-NII-1 single antenna												
Mod.	Data Rate	N _{TX}	CH.	Freq. (MHz)	Average Conducted Power (dBm)			FCC Conducted Power Limit (dBm)		DG (dBi)		Pass/Fail
					Ant 1	-	SUM	Ant 1	-	Ant 1	-	
11a	6Mbps	1	36	5180	9.30	-	-	24.00	-	1.23	-	Pass
11a	6Mbps	1	44	5220	9.30	-		24.00	-	1.23	-	Pass
11a	6Mbps	1	48	5240	9.30	-		24.00	-	1.23	-	Pass
HT20	MCS0	1	36	5180	8.50	-		24.00	-	1.23	-	Pass
HT20	MCS0	1	44	5220	8.50	-		24.00	-	1.23	-	Pass
HT20	MCS0	1	48	5240	8.60	-		24.00	-	1.23	-	Pass
HT40	MCS0	1	38	5190	9.00	-		24.00	-	1.23	-	Pass
HT40	MCS0	1	46	5230	9.10	-		24.00	-	1.23	-	Pass
VHT20	MCS0	1	36	5180	8.40	-		24.00	-	1.23	-	Pass
VHT20	MCS0	1	44	5220	8.40	-		24.00	-	1.23	-	Pass
VHT20	MCS0	1	48	5240	8.50	-		24.00	-	1.23	-	Pass
VHT40	MCS0	1	38	5190	8.90	-		24.00	-	1.23	-	Pass
VHT40	MCS0	1	46	5230	9.00	-		24.00	-	1.23	-	Pass
VHT80	MCS0	1	42	5210	8.80	-		24.00	-	1.23	-	Pass

TEST RESULTS DATA
Power Spectral Density

FCC U-NII-1 single antenna													
Mod.	Data Rate	N _{TX}	CH.	Freq. (MHz)	Average Power Density (dBm/MHz)			Average PSD Limit (dBm/MHz)		DG (dBi)			Pass /Fail
					Ant 1	-	SUM	Ant 1	-	Ant 1	-		
11a	6Mbps	1	36	5180	-0.86	-	-	11.00	-	1.23	-	-	Pass
11a	6Mbps	1	44	5220	-0.95	-		11.00	-	1.23	-		Pass
11a	6Mbps	1	48	5240	-0.95	-		11.00	-	1.23	-		Pass
HT20	MCS0	1	36	5180	-1.64	-		11.00	-	1.23	-		Pass
HT20	MCS0	1	44	5220	-1.74	-		11.00	-	1.23	-		Pass
HT20	MCS0	1	48	5240	-1.70	-		11.00	-	1.23	-		Pass
HT40	MCS0	1	38	5190	-4.07	-		11.00	-	1.23	-		Pass
HT40	MCS0	1	46	5230	-4.16	-		11.00	-	1.23	-		Pass
VHT80	MCS0	1	42	5210	-7.44	-	11.00	-	1.23	-	Pass		

TEST RESULTS DATA
26dB and 99% OBW

U-NII-2A single antenna															
Mod.	Data Rate	N _{TX}	CH.	Freq. (MHz)	99% Bandwidth (MHz)		26 dB Bandwidth (MHz)		IC 99% Bandwidth Power Limit (dBm)		IC 99% Bandwidth EIRP Limit (dBm)		FCC 26dB Bandwidth Power Limit (dBm)		Note
					Ant 1	-	Ant 1	-	Ant 1	-	Ant 1	-	Ant 1	-	
11a	6Mbps	1	52	5260	17.32	-	26.59	-	23.38	-	29.38	-	23.98	-	-
11a	6Mbps	1	60	5300	17.30	-	26.08	-	23.38	-	29.38	-	23.98	-	
11a	6Mbps	1	64	5320	17.31	-	25.94	-	23.38	-	29.38	-	23.98	-	
HT20	MCS0	1	52	5260	18.45	-	27.63	-	23.66	-	29.66	-	23.98	-	
HT20	MCS0	1	60	5300	18.41	-	27.31	-	23.65	-	29.65	-	23.98	-	
HT20	MCS0	1	64	5320	18.46	-	27.68	-	23.66	-	29.66	-	23.98	-	
HT40	MCS0	1	54	5270	37.74	-	48.83	-	23.98	-	30.00	-	23.98	-	
HT40	MCS0	1	62	5310	37.66	-	49.54	-	23.98	-	30.00	-	23.98	-	
VHT80	MCS0	1	58	5290	76.29	-	89.41	-	23.98	-	30.00	-	23.98	-	

TEST RESULTS DATA
Average Power Table

FCC U-NII-2A single antenna													
Mod.	Data Rate	N _{TX}	CH.	Freq. (MHz)	Average Conducted Power (dBm)			FCC Conducted Power Limit (dBm)		DG (dBi)		EIRP Power Limit (dBm)	Pass/Fail
					Ant 1	-	SUM	Ant 1	-	Ant 1	-		
11a	6Mbps	1	52	5260	9.70	-	-	23.98	-	2.36	-	26.99	Pass
11a	6Mbps	1	60	5300	10.00	-		23.98	-	2.36	-	26.99	Pass
11a	6Mbps	1	64	5320	10.00	-		23.98	-	2.36	-	26.99	Pass
HT20	MCS0	1	52	5260	9.00	-		23.98	-	2.36	-	26.99	Pass
HT20	MCS0	1	60	5300	9.50	-		23.98	-	2.36	-	26.99	Pass
HT20	MCS0	1	64	5320	9.70	-		23.98	-	2.36	-	26.99	Pass
HT40	MCS0	1	54	5270	9.60	-		23.98	-	2.36	-	26.99	Pass
HT40	MCS0	1	62	5310	10.00	-		23.98	-	2.36	-	26.99	Pass
VHT20	MCS0	1	52	5260	8.90	-		23.98	-	2.36	-	26.99	Pass
VHT20	MCS0	1	60	5300	9.40	-		23.98	-	2.36	-	26.99	Pass
VHT20	MCS0	1	64	5320	9.60	-		23.98	-	2.36	-	26.99	Pass
VHT40	MCS0	1	54	5270	9.50	-		23.98	-	2.36	-	26.99	Pass
VHT40	MCS0	1	62	5310	9.90	-		23.98	-	2.36	-	26.99	Pass
VHT80	MCS0	1	58	5290	9.70	-		23.98	-	2.36	-	26.99	Pass

TEST RESULTS DATA
Power Spectral Density

U-NII-2A single antenna													
Mod.	Data Rate	N _{TX}	CH.	Freq. (MHz)	Average Power Density (dBm/MHz)			Average PSD Limit (dBm/MHz)		DG (dBi)			Pass /Fail
					Ant 1	-	SUM	Ant 1	-	Ant 1	-		
11a	6Mbps	1	52	5260	-0.36	-	-	11.00	-	2.36	-	-	Pass
11a	6Mbps	1	60	5300	0.05	-		11.00	-	2.36	-		Pass
11a	6Mbps	1	64	5320	0.23	-		11.00	-	2.36	-		Pass
HT20	MCS0	1	52	5260	-1.27	-		11.00	-	2.36	-		Pass
HT20	MCS0	1	60	5300	-0.93	-		11.00	-	2.36	-		Pass
HT20	MCS0	1	64	5320	-0.64	-		11.00	-	2.36	-		Pass
HT40	MCS0	1	54	5270	-3.54	-		11.00	-	2.36	-		Pass
HT40	MCS0	1	62	5310	-3.18	-		11.00	-	2.36	-		Pass
VHT80	MCS0	1	58	5290	-6.53	-	11.00	-	2.36	-	Pass		

TEST RESULTS DATA
26dB and 99% OBW

U-NII-2C single antenna																
Mod.	Data Rate	N _{TX}	CH.	Freq. (MHz)	99% Bandwidth In U-NII 2C (MHz)		26 dB Bandwidth In U-NII 2C (MHz)		IC 99% Bandwidth Power Limit (dBm)		IC 99% Bandwidth EIRP Limit (dBm)		FCC 26dB Bandwidth Power Limit (dBm)		6 dB Bandwidth for Straddle Channel (MHz)	
					Ant 1	-	Ant 1	-	Ant 1	-	Ant 1	-	Ant 1	-	Ant 1	-
11a	6Mbps	1	100	5500	17.53	-	27.15	-	23.44	-	29.44	-	23.98	-	----	----
11a	6Mbps	1	116	5580	17.53	-	26.77	-	23.44	-	29.44	-	23.98	-	----	----
11a	6Mbps	1	140	5700	17.61	-	26.38	-	23.46	-	29.46	-	23.98	-	----	----
HT20	MCS0	1	100	5500	18.65	-	28.59	-	23.71	-	29.71	-	23.98	-	----	----
HT20	MCS0	1	116	5580	18.66	-	27.94	-	23.71	-	29.71	-	23.98	-	----	----
HT20	MCS0	1	140	5700	18.71	-	27.85	-	23.72	-	29.72	-	23.98	-	----	----
HT40	MCS0	1	102	5510	38.07	-	49.89	-	23.98	-	30.00	-	23.98	-	----	----
HT40	MCS0	1	110	5550	38.03	-	50.96	-	23.98	-	30.00	-	23.98	-	----	----
HT40	MCS0	1	134	5670	38.26	-	49.89	-	23.98	-	30.00	-	23.98	-	----	----
VHT80	MCS0	1	106	5530	76.44	-	90.18	-	23.98	-	30.00	-	23.98	-	----	----

TEST RESULTS DATA
Average Power Table

FCC U-NII-2C single antenna													
Mod.	Data Rate	N _{TX}	CH.	Freq. (MHz)	Average Conducted Power (dBm)			FCC Conducted Power Limit (dBm)		DG (dBi)		EIRP Power Limit (dBm)	Pass/Fail
					Ant 1	-	SUM	Ant 1	-	Ant 1	-		
11a	6Mbps	1	100	5500	11.00	-	-	23.98	-	1.84	-	26.99	Pass
11a	6Mbps	1	116	5580	10.50	-		23.98	-	1.84	-	26.99	Pass
11a	6Mbps	1	140	5700	8.90	-		23.98	-	1.84	-	26.99	Pass
HT20	MCS0	1	100	5500	10.10	-		23.98	-	1.84	-	26.99	Pass
HT20	MCS0	1	116	5580	9.90	-		23.98	-	1.84	-	26.99	Pass
HT20	MCS0	1	140	5700	6.80	-		23.98	-	1.84	-	26.99	Pass
HT40	MCS0	1	102	5510	11.30	-		23.98	-	1.84	-	26.99	Pass
HT40	MCS0	1	110	5550	11.50	-		23.98	-	1.84	-	26.99	Pass
HT40	MCS0	1	134	5670	9.90	-		23.98	-	1.84	-	26.99	Pass
VHT20	MCS0	1	100	5500	10.00	-		23.98	-	1.84	-	26.99	Pass
VHT20	MCS0	1	116	5580	9.80	-		23.98	-	1.84	-	26.99	Pass
VHT20	MCS0	1	140	5700	8.80	-		23.98	-	1.84	-	26.99	Pass
VHT40	MCS0	1	102	5510	11.20	-		23.98	-	1.84	-	26.99	Pass
VHT40	MCS0	1	110	5550	11.40	-		23.98	-	1.84	-	26.99	Pass
VHT40	MCS0	1	134	5670	9.80	-		23.98	-	1.84	-	26.99	Pass
VHT80	MCS0	1	106	5530	11.50	-		23.98	-	1.84	-	26.99	Pass

TEST RESULTS DATA
Power Spectral Density

U-NII-2C single antenna													
Mod.	Data Rate	N _{TX}	CH.	Freq. (MHz)	Average Power Density (dBm/MHz)			Average PSD Limit (dBm/MHz)		DG (dBi)			Pass /Fail
					Ant 1	-	SUM	Ant 1	-	Ant 1	-		
11a	6Mbps	1	100	5500	0.36	-	-	11.00	-	1.84	-	-	Pass
11a	6Mbps	1	116	5580	-0.08	-		11.00	-	1.84	-		Pass
11a	6Mbps	1	140	5700	-1.66	-		11.00	-	1.84	-		Pass
HT20	MCS0	1	100	5500	-0.36	-		11.00	-	1.84	-		Pass
HT20	MCS0	1	116	5580	-0.89	-		11.00	-	1.84	-		Pass
HT20	MCS0	1	140	5700	-4.37	-		11.00	-	1.84	-		Pass
HT40	MCS0	1	102	5510	-2.24	-		11.00	-	1.84	-		Pass
HT40	MCS0	1	110	5550	-2.04	-		11.00	-	1.84	-		Pass
HT40	MCS0	1	134	5670	-3.84	-		11.00	-	1.84	-		Pass
VHT80	MCS0	1	106	5530	-5.09	-		11.00	-	1.84	-		Pass

TEST RESULTS DATA
26dB and 99% OBW

U-NII-1 single antenna														
Mod.	Data Rate	N _{TX}	CH.	Freq. (MHz)	RU Config	99% Bandwidth (MHz)		26 dB Bandwidth (MHz)		IC 99% Bandwidth Power Limit (dBm)		IC 99% Bandwidth EIRP Limit (dBm)		Note
						Ant 1	-	Ant 1	-	Ant 1	-	Ant 1	-	
HE20	MCS0	1	36	5180	Full	19.31	-	26.82	-	-	-	22.86	-	
HE20	MCS0	1	44	5220	Full	19.30	-	26.78	-	-	-	22.86	-	
HE20	MCS0	1	48	5240	Full	19.29	-	27.23	-	-	-	22.85	-	
HE40	MCS0	1	38	5190	Full	38.62	-	49.15	-	-	-	23.01	-	
HE40	MCS0	1	46	5230	Full	38.63	-	49.30	-	-	-	23.01	-	
HE80	MCS0	1	42	5210	Full	77.55	-	88.26	-	-	-	23.01	-	

TEST RESULTS DATA
Average Power Table

FCC U-NII-1 single antenna														
Mod.	Data Rate	N _{TX}	CH.	Freq. (MHz)	RU Config	Average Conducted Power (dBm)			FCC Conducted Power Limit (dBm)		DG (dBi)			Pass/Fail
						Ant 1	-	SUM	Ant 1	-	Ant 1	-		
HE20	MCS0	1	36	5180	Full	9.20	-	-	24.00	-	1.23	-	-	Pass
HE20	MCS0	1	44	5220	Full	9.10	-		24.00	-	1.23	-		Pass
HE20	MCS0	1	48	5240	Full	9.20	-		24.00	-	1.23	-		Pass
HE40	MCS0	1	38	5190	Full	9.00	-		24.00	-	1.23	-		Pass
HE40	MCS0	1	46	5230	Full	9.00	-		24.00	-	1.23	-		Pass
HE80	MCS0	1	42	5210	Full	8.90	-		24.00	-	1.23	-		Pass

TEST RESULTS DATA
Power Spectral Density

FCC U-NII-1 single antenna													
Mod.	Data Rate	N _{TX}	CH.	Freq. (MHz)	RU Config	Average Power Density (dBm/MHz)			Average PSD Limit (dBm/MHz)		DG (dBi)		Pass /Fail
						Ant 1	-	SUM	Ant 1	-	Ant 1	-	
HE20	MCS0	1	36	5180	Full	-0.94	-	-	11.00	-	1.23	-	Pass
HE20	MCS0	1	44	5220	Full	-1.05	-		11.00	-	1.23	-	Pass
HE20	MCS0	1	48	5240	Full	-0.85	-		11.00	-	1.23	-	Pass
HE40	MCS0	1	38	5190	Full	-3.90	-		11.00	-	1.23	-	Pass
HE40	MCS0	1	46	5230	Full	-3.87	-		11.00	-	1.23	-	Pass
HE80	MCS0	1	42	5210	Full	-7.12	-		11.00	-	1.23	-	Pass

TEST RESULTS DATA
26dB and 99% OBW

U-NII-2A single antenna																
Mod.	Data Rate	N _{TX}	CH.	Freq. (MHz)	RU Config	99% Bandwidth (MHz)		26 dB Bandwidth (MHz)		IC 99% Bandwidth Power Limit (dBm)		IC 99% Bandwidth EIRP Limit (dBm)		FCC 26dB Bandwidth Power Limit (dBm)		Note
						Ant 1	-	Ant 1	-	Ant 1	-	Ant 1	-	Ant 1	-	
HE20	MCS0	1	52	5260	Full	19.33	-	27.26	-	23.86	-	29.86	-	23.98	-	
HE20	MCS0	1	60	5300	Full	19.30	-	27.06	-	23.86	-	29.86	-	23.98	-	
HE20	MCS0	1	64	5320	Full	19.29	-	27.13	-	23.85	-	29.85	-	23.98	-	
HE40	MCS0	1	54	5270	Full	38.70	-	47.52	-	23.98	-	30.00	-	23.98	-	
HE40	MCS0	1	62	5310	Full	38.84	-	48.54	-	23.98	-	30.00	-	23.98	-	
HE80	MCS0	1	58	5290	Full	77.54	-	87.26	-	23.98	-	30.00	-	23.98	-	

TEST RESULTS DATA
Average Power Table

FCC U-NII-2A single antenna														
Mod.	Data Rate	N _{TX}	CH.	Freq. (MHz)	RU Config	Average Conducted Power (dBm)			FCC Conducted Power Limit (dBm)		DG (dBi)		EIRP Power Limit (dBm)	Pass/Fail
						Ant 1	-	SUM	Ant 1	-	Ant 1	-		
HE20	MCS0	1	52	5260	Full	9.70	-	-	23.98	-	2.36	-	26.99	Pass
HE20	MCS0	1	60	5300	Full	9.90	-		23.98	-	2.36	-	26.99	Pass
HE20	MCS0	1	64	5320	Full	10.00	-		23.98	-	2.36	-	26.99	Pass
HE40	MCS0	1	54	5270	Full	9.60	-		23.98	-	2.36	-	26.99	Pass
HE40	MCS0	1	62	5310	Full	10.00	-		23.98	-	2.36	-	26.99	Pass
HE80	MCS0	1	58	5290	Full	9.60	-		23.98	-	2.36	-	26.99	Pass

TEST RESULTS DATA
Power Spectral Density

U-NII-2A single antenna													
Mod.	Data Rate	N _{TX}	CH.	Freq. (MHz)	RU Config	Average Power Density (dBm/MHz)			Average PSD Limit (dBm/MHz)		DG (dBi)		Pass /Fail
						Ant 1	-	SUM	Ant 1	-	Ant 1	-	
HE20	MCS0	1	52	5260	Full	-0.41	-	-	11.00	-	2.36	-	Pass
HE20	MCS0	1	60	5300	Full	-0.12	-		11.00	-	2.36	-	Pass
HE20	MCS0	1	64	5320	Full	0.03	-		11.00	-	2.36	-	Pass
HE40	MCS0	1	54	5270	Full	-3.20	-		11.00	-	2.36	-	Pass
HE40	MCS0	1	62	5310	Full	-2.87	-		11.00	-	2.36	-	Pass
HE80	MCS0	1	58	5290	Full	-6.17	-		11.00	-	2.36	-	Pass

TEST RESULTS DATA
26dB and 99% OBW

U-NII-2C single antenna																	
Mod.	Data Rate	N _{rx}	CH.	Freq. (MHz)	RU Config	99% Bandwidth In U-NII 2C (MHz)		26 dB Bandwidth In U-NII 2C (MHz)		IC 99% Bandwidth Power Limit (dBm)		IC 99% Bandwidth EIRP Limit (dBm)		FCC 26dB Bandwidth Power Limit (dBm)		6 dB Bandwidth for Straddle Channel (MHz)	
						Ant 1	-	Ant 1	-	Ant 1	-	Ant 1	-	Ant 1	-	Ant 1	-
HE20	MCS0	1	100	5500	Full	19.47	-	26.40	-	23.89	-	29.89	-	23.98	-	----	----
HE20	MCS0	1	116	5580	Full	19.46	-	26.89	-	23.89	-	29.89	-	23.98	-	----	----
HE20	MCS0	1	140	5700	Full	19.46	-	26.27	-	23.89	-	29.89	-	23.98	-	----	----
HE40	MCS0	1	102	5510	Full	39.08	-	49.25	-	23.98	-	30.00	-	23.98	-	----	----
HE40	MCS0	1	110	5550	Full	38.86	-	48.96	-	23.98	-	30.00	-	23.98	-	----	----
HE40	MCS0	1	134	5670	Full	38.96	-	50.18	-	23.98	-	30.00	-	23.98	-	----	----
HE80	MCS0	1	106	5530	Full	77.78	-	88.00	-	23.98	-	30.00	-	23.98	-	----	----

TEST RESULTS DATA
Average Power Table

FCC U-NII-2C single antenna														
Mod.	Data Rate	N _{TX}	CH.	Freq. (MHz)	RU Config	Average Conducted Power (dBm)			FCC Conducted Power Limit (dBm)		DG (dBi)		EIRP Power Limit (dBm)	Pass/Fail
						Ant 1	-	SUM	Ant 1	-	Ant 1	-		
HE20	MCS0	1	100	5500	Full	10.90	-	-	23.98	-	1.84	-	26.99	Pass
HE20	MCS0	1	116	5580	Full	10.60	-		23.98	-	1.84	-	26.99	Pass
HE20	MCS0	1	140	5700	Full	9.40	-		23.98	-	1.84	-	26.99	Pass
HE40	MCS0	1	102	5510	Full	11.10	-		23.98	-	1.84	-	26.99	Pass
HE40	MCS0	1	110	5550	Full	11.50	-		23.98	-	1.84	-	26.99	Pass
HE40	MCS0	1	134	5670	Full	9.80	-		23.98	-	1.84	-	26.99	Pass
HE80	MCS0	1	106	5530	Full	11.40	-		23.98	-	1.84	-	26.99	Pass

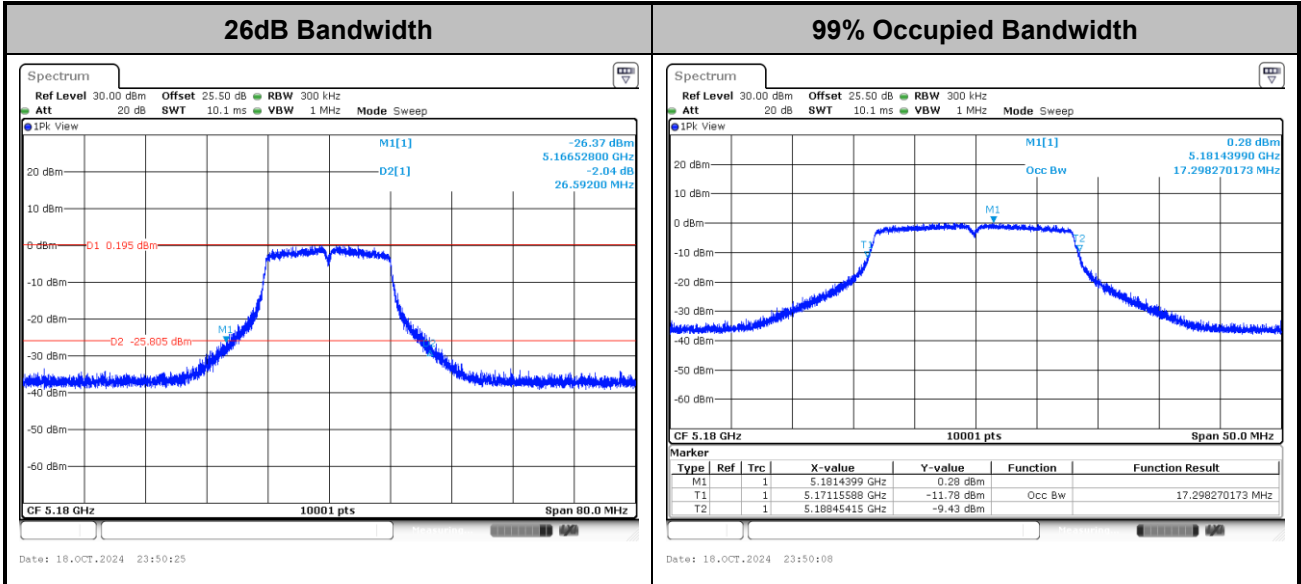
TEST RESULTS DATA
Power Spectral Density

U-NII-2C single antenna														
Mod.	Data Rate	N _{TX}	CH.	Freq. (MHz)	RU Config	Average Power Density (dBm/MHz)			Average PSD Limit (dBm/MHz)		DG (dBi)			Pass /Fail
						Ant 1	-	SUM	Ant 1	-	Ant 1	-		
HE20	MCS0	1	100	5500	Full	0.18	-	-	11.00	-	1.84	-	-	Pass
HE20	MCS0	1	116	5580	Full	-0.29	-		11.00	-	1.84	-		Pass
HE20	MCS0	1	140	5700	Full	-1.39	-		11.00	-	1.84	-		Pass
HE40	MCS0	1	102	5510	Full	-2.38	-		11.00	-	1.84	-		Pass
HE40	MCS0	1	110	5550	Full	-1.84	-		11.00	-	1.84	-		Pass
HE40	MCS0	1	134	5670	Full	-3.91	-		11.00	-	1.84	-		Pass
HE80	MCS0	1	106	5530	Full	-4.99	-		11.00	-	1.84	-		Pass



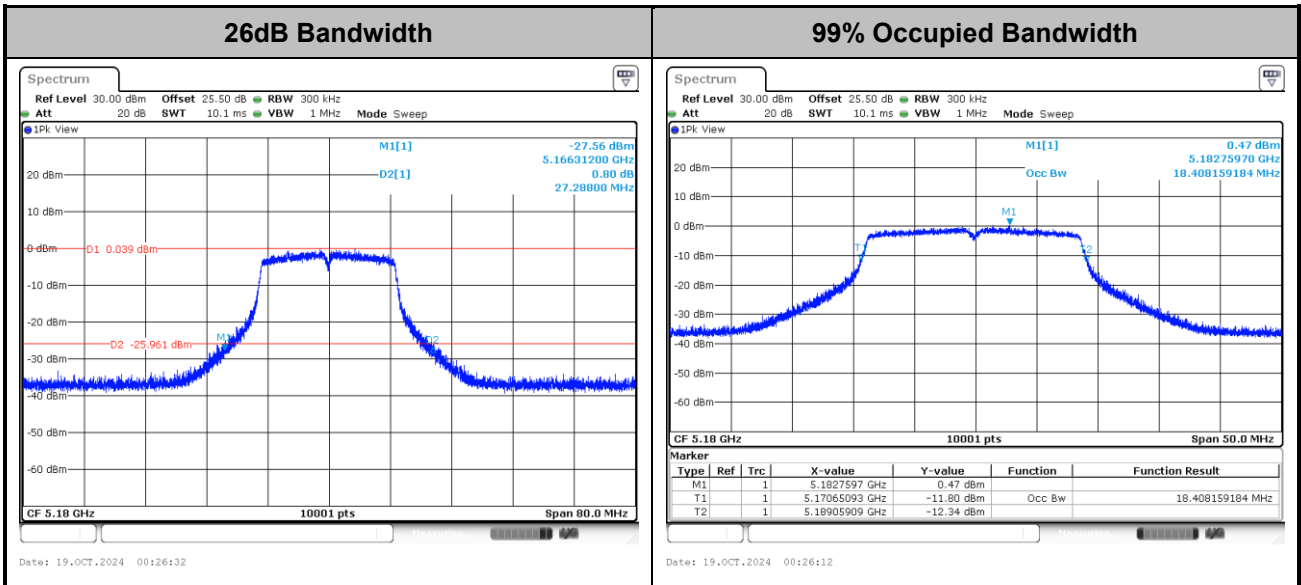
Test Result of 26dB & 99% Occupied Bandwidth

<802.11a>



Note: The occupied channel bandwidth is maintained within the band of operation for all of the modulations.

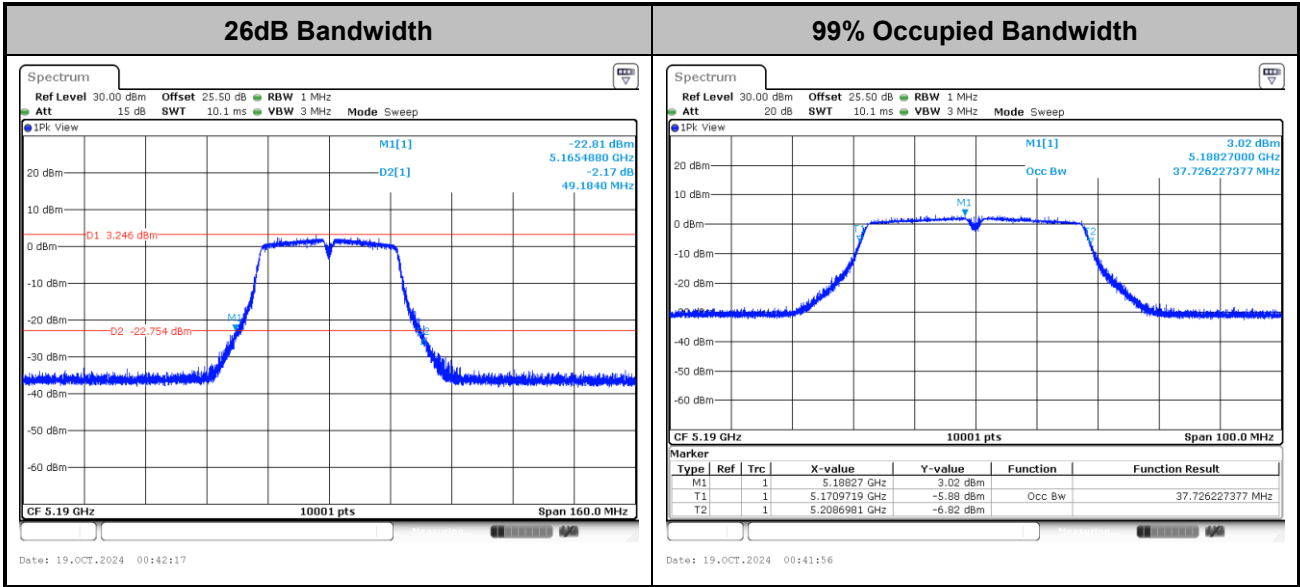
<802.11n HT20>



Note: The occupied channel bandwidth is maintained within the band of operation for all of the modulations.

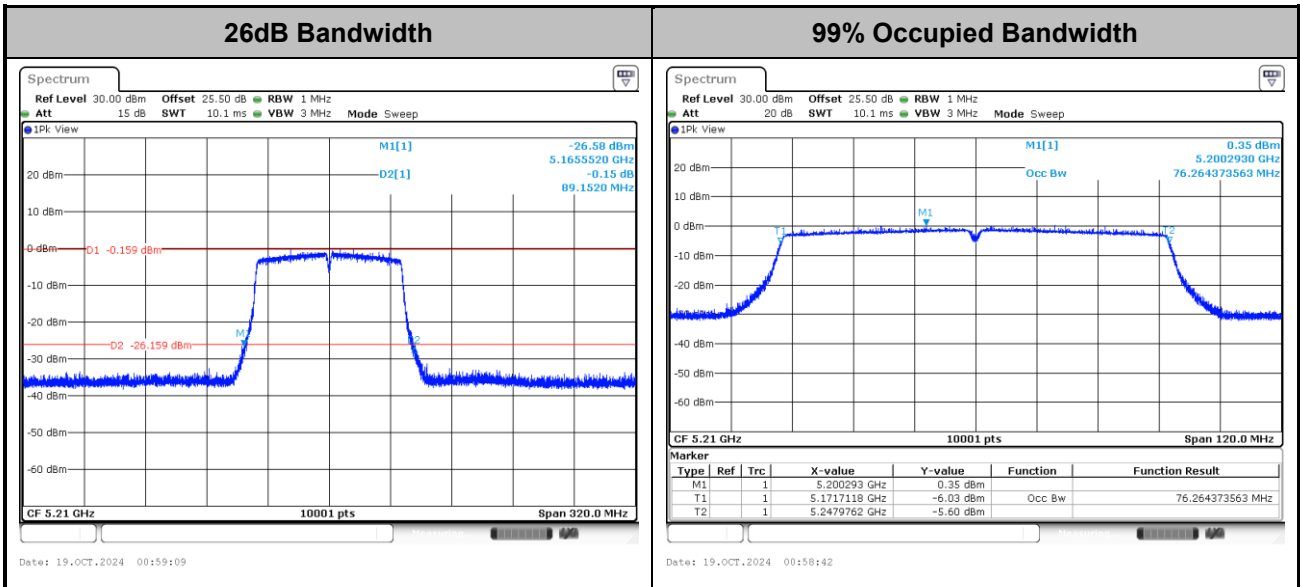


<802.11n HT40>



Note: The occupied channel bandwidth is maintained within the band of operation for all of the modulations.

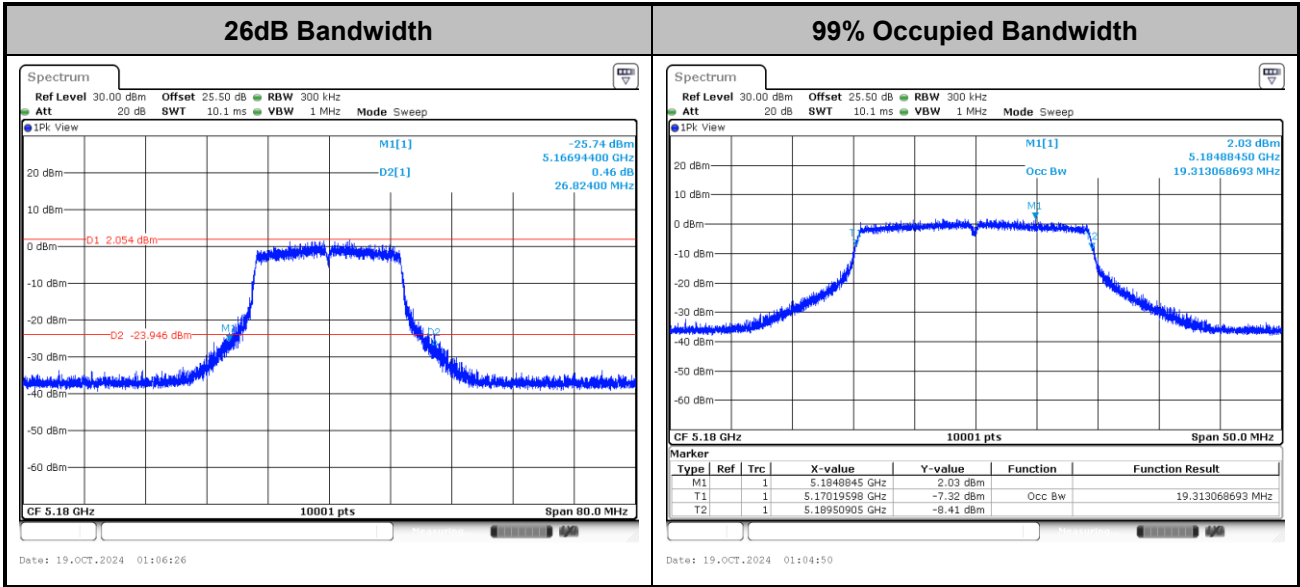
<802.11ac VHT80>



Note: The occupied channel bandwidth is maintained within the band of operation for all of the modulations.

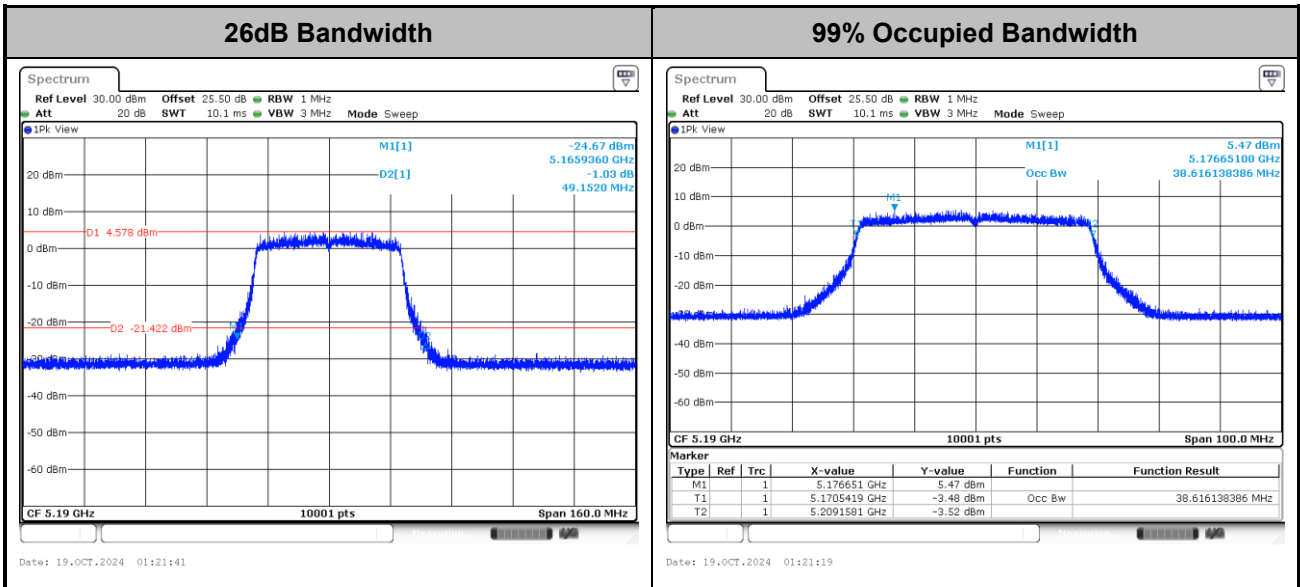


<802.11ax HE20>



Note: The occupied channel bandwidth is maintained within the band of operation for all of the modulations.

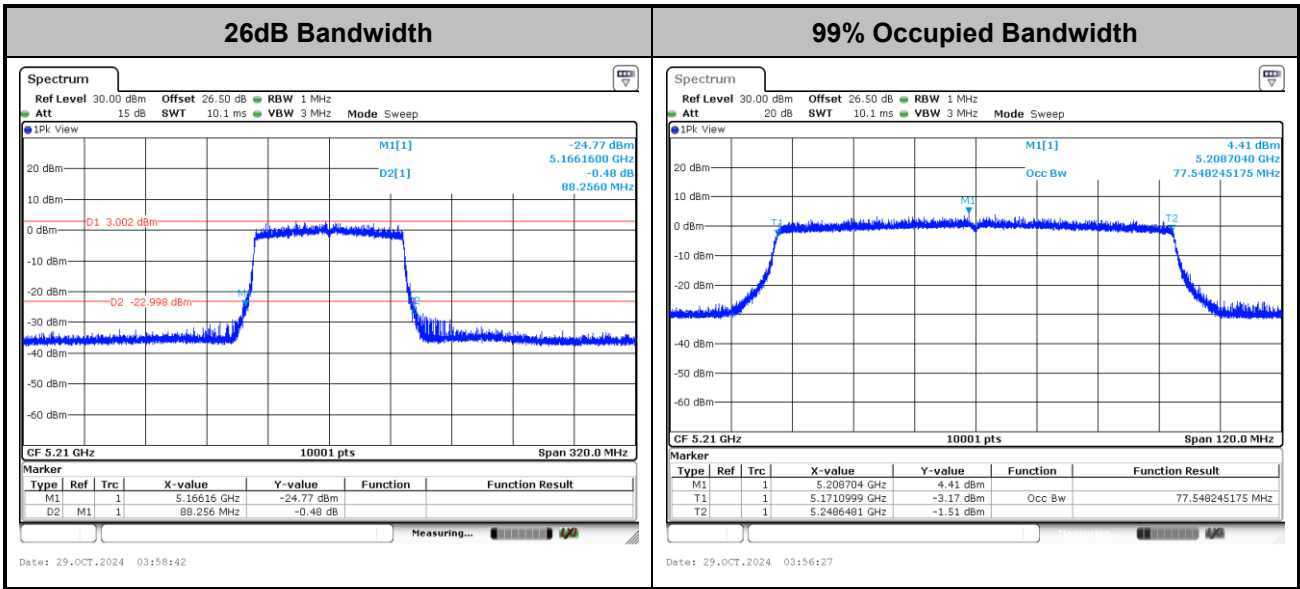
<802.11ax HE40>



Note: The occupied channel bandwidth is maintained within the band of operation for all of the modulations.



<802.11ax HE80>

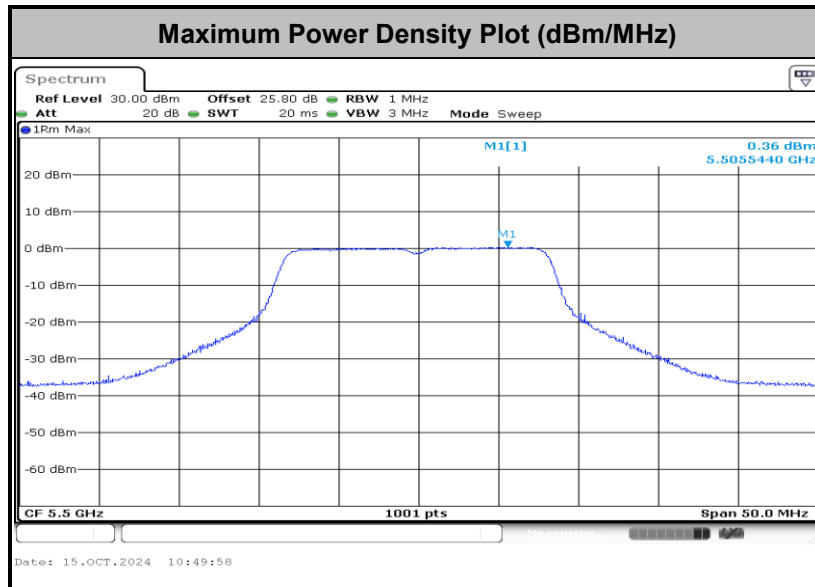


Note: The occupied channel bandwidth is maintained within the band of operation for all of the modulations.

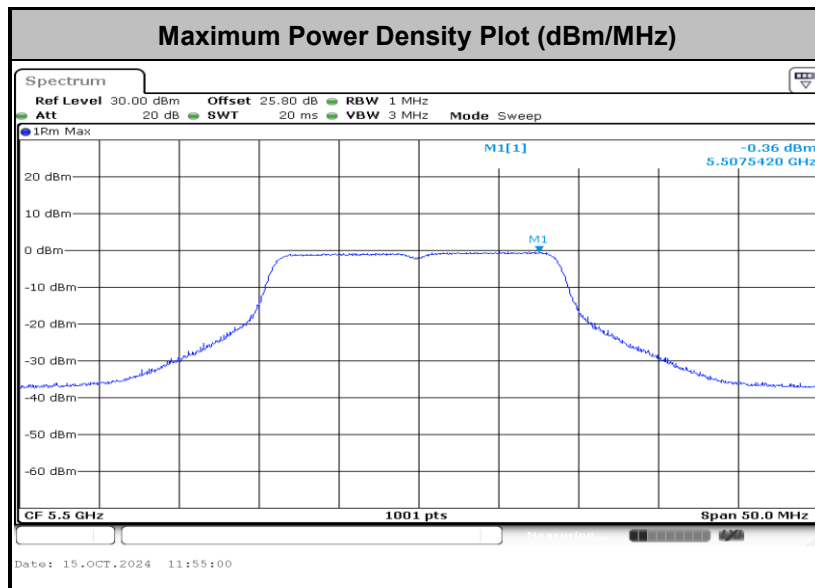


Test Result of Power Spectral Density

<802.11a>

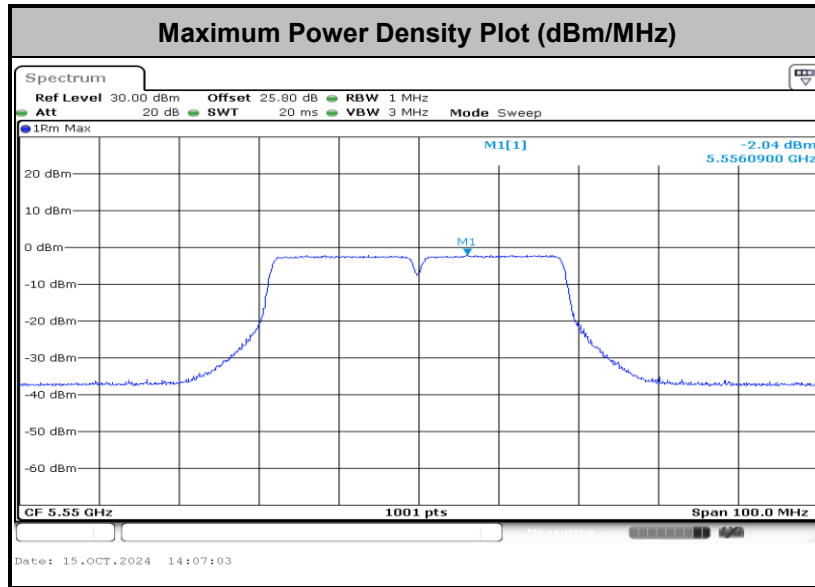


<802.11n HT20>

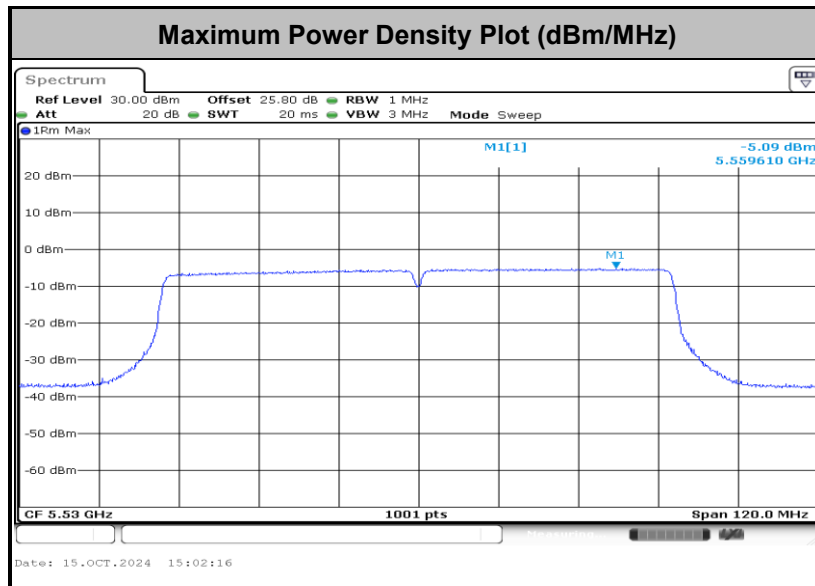




<802.11n HT40>

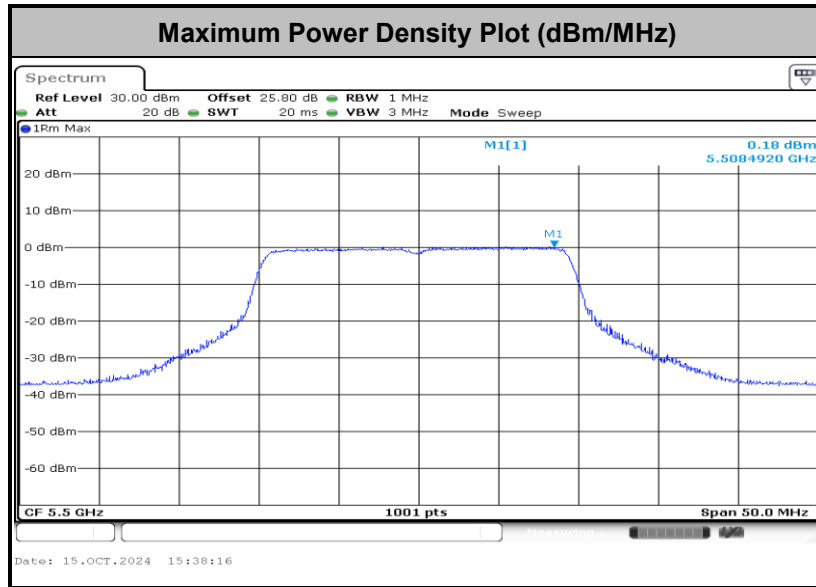


<802.11ac VHT80>

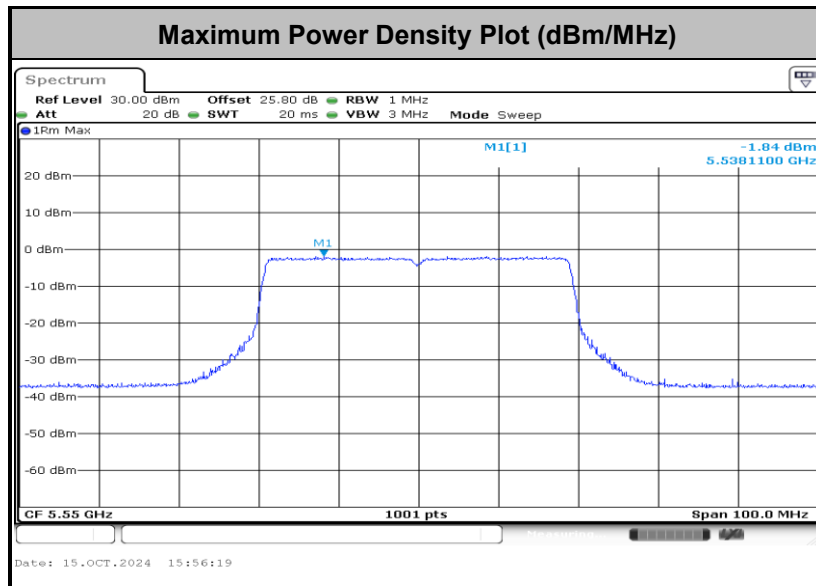




<802.11ax HE20>

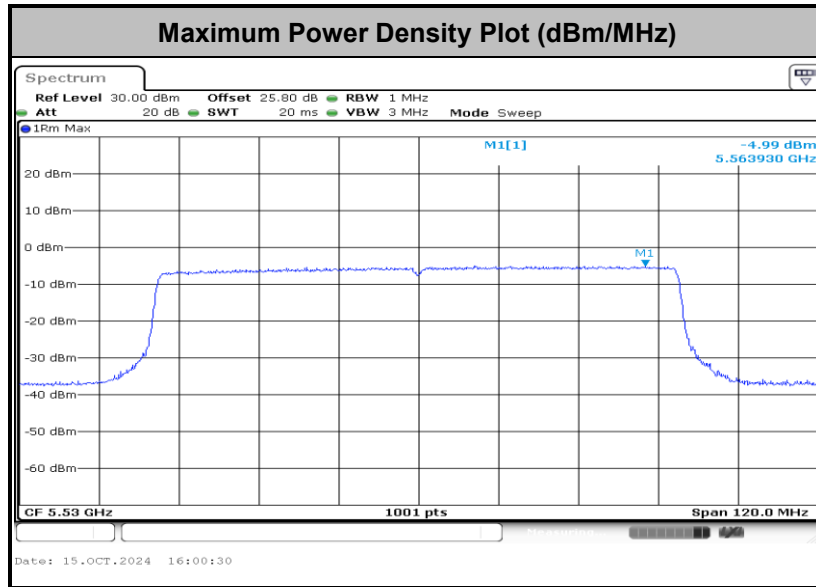


<802.11ax HE40>





<802.11ax HE80>





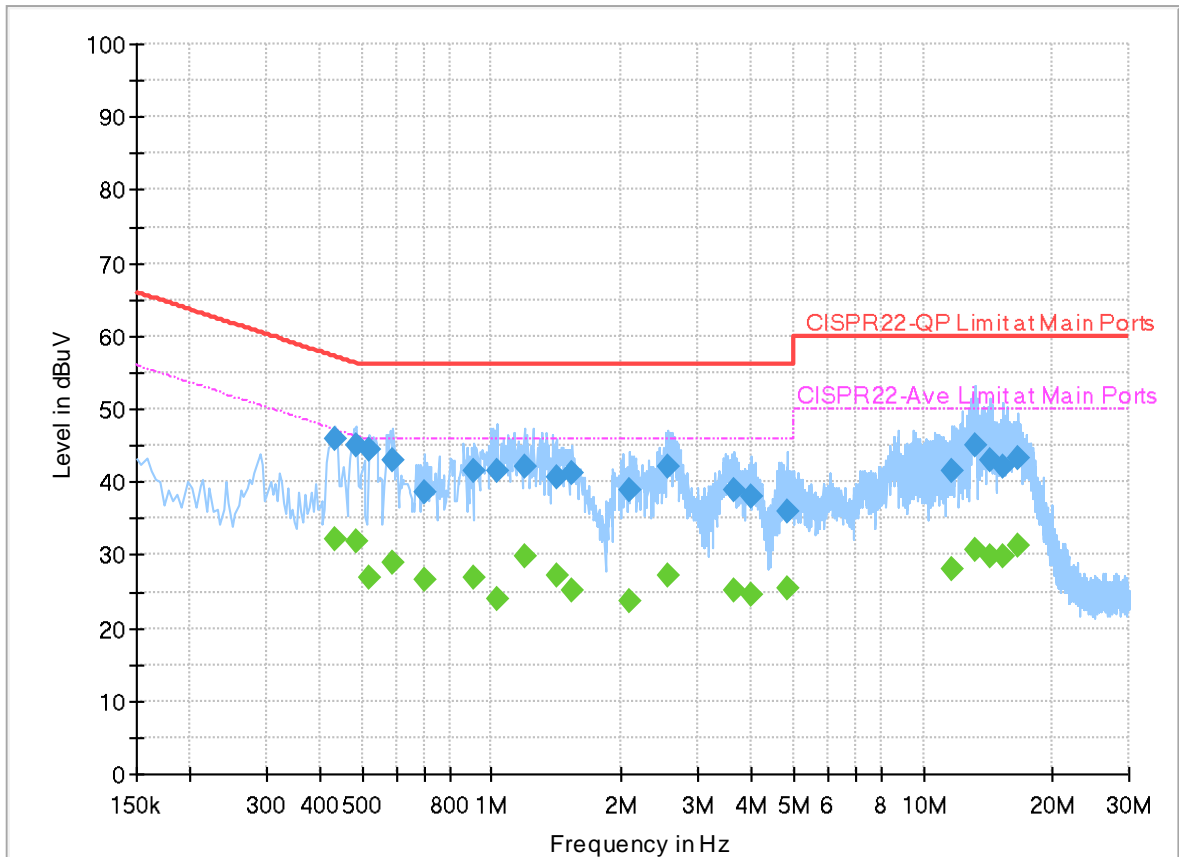
Appendix B. AC Conducted Emission Test Results

Test Engineer :	Louis Chung	Temperature :	23.5~27.3°C
		Relative Humidity :	48.0~62.2%

EUT Information

Report NO : 491805
 Test Mode : Mode 1
 Test Voltage : 120Vac/60Hz
 Phase : Line

Full Spectrum



Final_Result

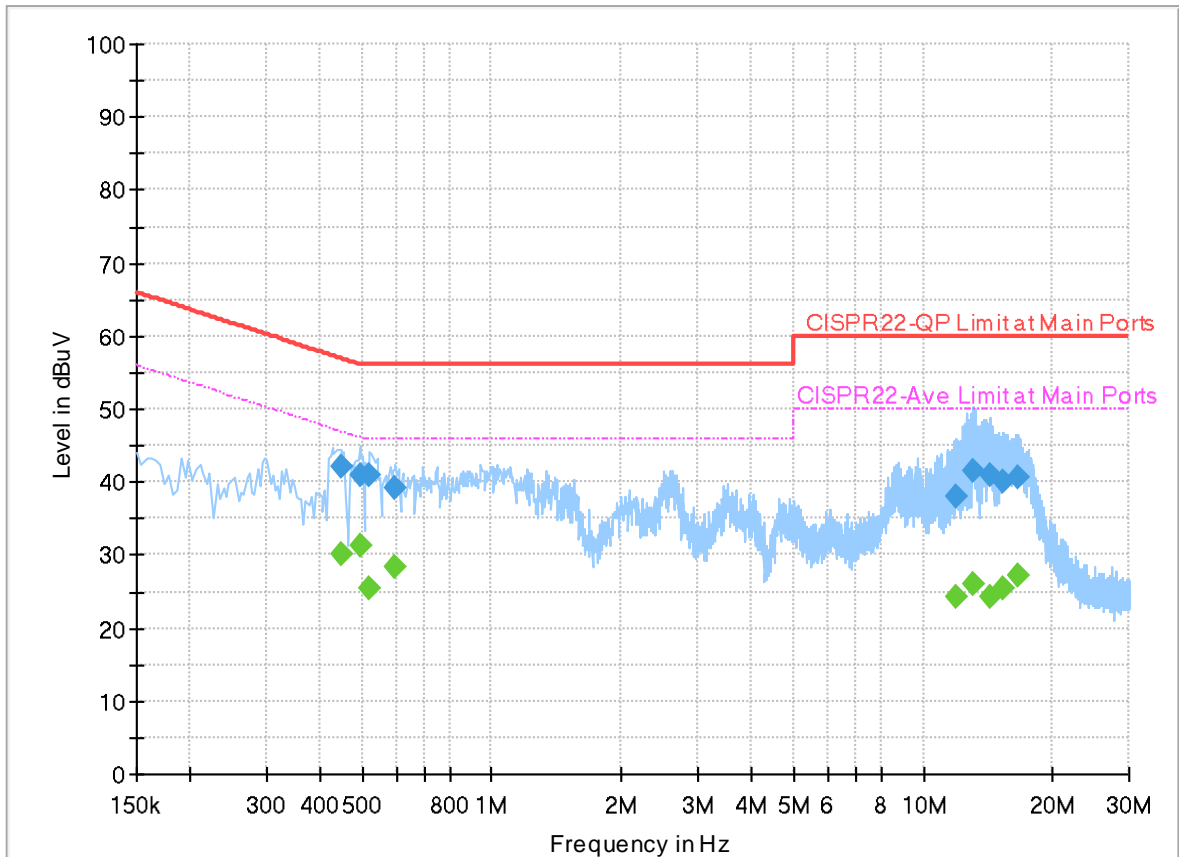
Frequency (MHz)	QuasiPeak (dBuV)	CAverage (dBuV)	Limit (dBuV)	Margin (dB)	Line	PE	Corr. (dB)
0.434000	---	32.25	47.18	14.93	L1	FLO	19.9
0.434000	45.84	---	57.18	11.34	L1	FLO	19.9
0.486000	---	31.78	46.24	14.46	L1	FLO	19.9
0.486000	45.16	---	56.24	11.08	L1	FLO	19.9
0.522000	---	26.78	46.00	19.22	L1	FLO	19.9
0.522000	44.57	---	56.00	11.43	L1	FLO	19.9
0.590000	---	29.05	46.00	16.95	L1	FLO	19.9
0.590000	42.95	---	56.00	13.05	L1	FLO	19.9
0.698000	---	26.59	46.00	19.41	L1	FLO	19.9
0.698000	38.47	---	56.00	17.53	L1	FLO	19.9
0.910000	---	26.96	46.00	19.04	L1	FLO	19.9
0.910000	41.49	---	56.00	14.51	L1	FLO	19.9
1.030000	---	23.85	46.00	22.15	L1	FLO	19.9
1.030000	41.49	---	56.00	14.51	L1	FLO	19.9
1.190000	---	29.82	46.00	16.18	L1	FLO	19.9
1.190000	42.11	---	56.00	13.89	L1	FLO	19.9
1.410000	---	27.07	46.00	18.93	L1	FLO	19.9
1.410000	40.73	---	56.00	15.27	L1	FLO	19.9
1.534000	---	25.29	46.00	20.71	L1	FLO	19.9

1.534000	41.12	---	56.00	14.88	L1	FLO	19.9
2.090000	---	23.70	46.00	22.30	L1	FLO	20.0
2.090000	38.98	---	56.00	17.02	L1	FLO	20.0
2.558000	---	27.30	46.00	18.70	L1	FLO	20.0
2.558000	42.19	---	56.00	13.81	L1	FLO	20.0
3.634000	---	25.23	46.00	20.77	L1	FLO	20.0
3.634000	38.86	---	56.00	17.14	L1	FLO	20.0
4.014000	---	24.61	46.00	21.39	L1	FLO	20.0
4.014000	38.13	---	56.00	17.87	L1	FLO	20.0
4.834000	---	25.33	46.00	20.67	L1	FLO	20.0
4.834000	36.07	---	56.00	19.93	L1	FLO	20.0
11.690000	---	27.95	50.00	22.05	L1	FLO	20.1
11.690000	41.66	---	60.00	18.34	L1	FLO	20.1
13.142000	---	30.66	50.00	19.34	L1	FLO	20.1
13.142000	45.05	---	60.00	14.95	L1	FLO	20.1
14.378000	---	29.89	50.00	20.11	L1	FLO	20.1
14.378000	42.87	---	60.00	17.13	L1	FLO	20.1
15.266000	---	29.68	50.00	20.32	L1	FLO	20.1
15.266000	42.05	---	60.00	17.95	L1	FLO	20.1
16.518000	---	31.16	50.00	18.84	L1	FLO	20.1
16.518000	43.21	---	60.00	16.79	L1	FLO	20.1

EUT Information

Report NO : 491805
 Test Mode : Mode 1
 Test Voltage : 120Vac/60Hz
 Phase : Neutral

Full Spectrum



Final_Result

Frequency (MHz)	QuasiPeak (dBuV)	CAverage (dBuV)	Limit (dBuV)	Margin (dB)	Line	PE	Corr. (dB)
0.446000	---	30.03	46.95	16.92	N	FLO	19.9
0.446000	42.00	---	56.95	14.95	N	FLO	19.9
0.494000	---	31.43	46.10	14.67	N	FLO	19.9
0.494000	41.04	---	56.10	15.06	N	FLO	19.9
0.522000	---	25.32	46.00	20.68	N	FLO	19.9
0.522000	41.05	---	56.00	14.95	N	FLO	19.9
0.598000	---	28.25	46.00	17.75	N	FLO	19.9
0.598000	39.26	---	56.00	16.74	N	FLO	19.9
11.866000	---	24.24	50.00	25.76	N	FLO	20.1
11.866000	38.11	---	60.00	21.89	N	FLO	20.1
13.074000	---	26.09	50.00	23.91	N	FLO	20.1
13.074000	41.64	---	60.00	18.36	N	FLO	20.1
14.326000	---	24.29	50.00	25.71	N	FLO	20.1
14.326000	40.87	---	60.00	19.13	N	FLO	20.1
15.322000	---	25.36	50.00	24.64	N	FLO	20.2
15.322000	40.19	---	60.00	19.81	N	FLO	20.2
16.506000	---	27.24	50.00	22.76	N	FLO	20.2
16.506000	40.68	---	60.00	19.32	N	FLO	20.2



Appendix C. Radiated Spurious Emission Test Data

Test Engineer :	Jacky Hung and White Hou	Temperature :	18~26°C
		Relative Humidity :	50~70%

Note symbol

-L	Low channel location
-R	High channel location

**C1. Radiated Spurious Emission Test Modes**

Mode	Band	Band (GHz)	Antenna	Modulation	Channel	Frequency	Data Rate	RU	Remark
Mode 1	U-NII-1	5.15-5.25	1	802.11a	36	5180	6Mbps	-	-
Mode 2	U-NII-1	5.15-5.25	1	802.11a	44	5220	6Mbps	-	-
Mode 3	U-NII-1	5.15-5.25	1	802.11a	48	5240	6Mbps	-	-
Mode 4	U-NII-1	5.15-5.25	1	802.11n HT20	36	5180	MCS0	-	-
Mode 5	U-NII-1	5.15-5.25	1	802.11n HT20	44	5220	MCS0	-	-
Mode 6	U-NII-1	5.15-5.25	1	802.11n HT20	48	5240	MCS0	-	-
Mode 7	U-NII-1	5.15-5.25	1	802.11n HT40	38	5190	MCS0	-	-
Mode 8	U-NII-1	5.15-5.25	1	802.11n HT40	46	5230	MCS0	-	-
Mode 9	U-NII-1	5.15-5.25	1	802.11ac VHT80	42	5210	MCS0	-	-
Mode 10	U-NII-1	5.15-5.25	1	802.11ax HE20	36	5180	MCS0	Full	-
Mode 11	U-NII-1	5.15-5.25	1	802.11ax HE20	44	5220	MCS0	Full	-



Mode	Band	Band (GHz)	Antenna	Modulation	Channel	Frequency	Data Rate	RU	Remark
Mode 12	U-NII-1	5.15-5.25	1	802.11ax HE20	48	5240	MCS0	Full	-
Mode 13	U-NII-1	5.15-5.25	1	802.11ax HE40	38	5190	MCS0	Full	-
Mode 14	U-NII-1	5.15-5.25	1	802.11ax HE40	46	5230	MCS0	Full	-
Mode 15	U-NII-1	5.15-5.25	1	802.11ax HE80	42	5210	MCS0	Full	-
Mode 16	U-NII-2A	5.25-5.35	1	802.11a	52	5260	6Mbps	-	-
Mode 17	U-NII-2A	5.25-5.35	1	802.11a	60	5300	6Mbps	-	-
Mode 18	U-NII-2A	5.25-5.35	1	802.11a	64	5320	6Mbps	-	-
Mode 19	U-NII-2A	5.25-5.35	1	802.11n HT20	52	5260	MCS0	-	-
Mode 20	U-NII-2A	5.25-5.35	1	802.11n HT20	60	5300	MCS0	-	-
Mode 21	U-NII-2A	5.25-5.35	1	802.11n HT20	64	5320	MCS0	-	-
Mode 22	U-NII-2A	5.25-5.35	1	802.11n HT40	54	5270	MCS0	-	-



Mode	Band	Band (GHz)	Antenna	Modulation	Channel	Frequency	Data Rate	RU	Remark
Mode 23	U-NII-2A	5.25-5.35	1	802.11n HT40	62	5310	MCS0	-	-
Mode 24	U-NII-2A	5.25-5.35	1	802.11ac VHT80	58	5290	MCS0	-	-
Mode 25	U-NII-2A	5.25-5.35	1	802.11ax HE20	52	5260	MCS0	Full	-
Mode 26	U-NII-2A	5.25-5.35	1	802.11ax HE20	60	5300	MCS0	Full	-
Mode 27	U-NII-2A	5.25-5.35	1	802.11ax HE20	64	5320	MCS0	Full	-
Mode 28	U-NII-2A	5.25-5.35	1	802.11ax HE40	54	5270	MCS0	Full	-
Mode 29	U-NII-2A	5.25-5.35	1	802.11ax HE40	62	5310	MCS0	Full	-
Mode 30	U-NII-2A	5.25-5.35	1	802.11ax HE80	58	5290	MCS0	Full	-
Mode 31	U-NII-2C	5.47-5.725	1	802.11a	100	5500	6Mbps	-	-
Mode 32	U-NII-2C	5.47-5.725	1	802.11a	116	5580	6Mbps	-	-
Mode 33	U-NII-2C	5.47-5.725	1	802.11a	140	5700	6Mbps	-	-



Mode	Band	Band (GHz)	Antenna	Modulation	Channel	Frequency	Data Rate	RU	Remark
Mode 34	U-NII-2C	5.47-5.725	1	802.11n HT20	100	5500	MCS0	-	-
Mode 35	U-NII-2C	5.47-5.725	1	802.11n HT20	116	5580	MCS0	-	-
Mode 36	U-NII-2C	5.47-5.725	1	802.11n HT20	140	5700	MCS0	-	-
Mode 37	U-NII-2C	5.47-5.725	1	802.11n HT40	102	5510	MCS0	-	-
Mode 38	U-NII-2C	5.47-5.725	1	802.11n HT40	110	5550	MCS0	-	-
Mode 39	U-NII-2C	5.47-5.725	1	802.11n HT40	134	5670	MCS0	-	-
Mode 40	U-NII-2C	5.47-5.725	1	802.11ac VHT80	106	5530	MCS0	-	-
Mode 41	U-NII-2C	5.47-5.725	1	802.11ax HE20	100	5500	MCS0	Full	-
Mode 42	U-NII-2C	5.47-5.725	1	802.11ax HE20	116	5580	MCS0	Full	-
Mode 43	U-NII-2C	5.47-5.725	1	802.11ax HE20	140	5700	MCS0	Full	-
Mode 44	U-NII-2C	5.47-5.725	1	802.11ax HE40	102	5510	MCS0	Full	-



Mode	Band	Band (GHz)	Antenna	Modulation	Channel	Frequency	Data Rate	RU	Remark
Mode 45	U-NII-2C	5.47-5.725	1	802.11ax HE40	110	5550	MCS0	Full	-
Mode 46	U-NII-2C	5.47-5.725	1	802.11ax HE40	134	5670	MCS0	Full	-
Mode 47	U-NII-2C	5.47-5.725	1	802.11ax HE80	106	5530	MCS0	Full	-
Mode 48	U-NII-2C	5.47-5.725	1	802.11a	140	5700	6Mbps	-	LF
Mode 49	U-NII-2C	5.47-5.725	1	802.11a	140	5700	6Mbps	-	SHF

**C2. Summary of each worse mode**

Mode	Modulation	Ch.	Freq. (MHz)	Level (dBuV/m)	Limit (dBuV/m)	Margin (dB)	Pol.	Peak Avg.	Result	RU	Remark
1	802.11a	36	5149.94	42.67	54.00	-11.33	V	Avg.	Pass	-	Band Edge
	802.11a	36	10360.00	48.22	68.20	-19.98	V	Peak	Pass	-	Harmonic
2	802.11a	44	5052.80	40.27	54.00	-13.73	V	Avg.	Pass	-	Band Edge
	802.11a	44	10440.00	47.06	68.20	-21.14	H	Peak	Pass	-	Harmonic
3	802.11a	48	5085.68	40.10	54.00	-13.90	V	Avg.	Pass	-	Band Edge
	802.11a	48	10480.00	47.34	68.20	-20.86	V	Peak	Pass	-	Harmonic
4	802.11n HT20	36	5149.04	42.46	54.00	-11.54	H	Avg.	Pass	-	Band Edge
	802.11n HT20	36	10360.00	48.29	68.20	-19.91	V	Peak	Pass	-	Harmonic
5	802.11n HT20	44	5059.84	40.05	54.00	-13.95	V	Avg.	Pass	-	Band Edge
	802.11n HT20	44	10440.00	46.93	68.20	-21.27	H	Peak	Pass	-	Harmonic
6	802.11n HT20	48	5097.44	40.03	54.00	-13.97	V	Avg.	Pass	-	Band Edge



Mode	Modulation	Ch.	Freq. (MHz)	Level (dBuV/m)	Limit (dBuV/m)	Margin (dB)	Pol.	Peak Avg.	Result	RU	Remark
6	802.11n HT20	48	10480.00	48.19	68.20	-20.01	V	Peak	Pass	-	Harmonic
7	802.11n HT40	38	5148.58	42.81	54.00	-11.19	V	Avg.	Pass	-	Band Edge
	802.11n HT40	38	-	-	-	-	-	-	-	-	Harmonic
8	802.11n HT40	46	5003.68	40.47	54.00	-13.53	H	Avg.	Pass	-	Band Edge
	802.11n HT40	46	-	-	-	-	-	-	-	-	Harmonic
9	802.11ac VHT80	42	5146.79	42.34	54.00	-11.66	V	Avg.	Pass	-	Band Edge
	802.11ac VHT80	42	-	-	-	-	-	-	-	-	Harmonic
10	802.11ax HE20	36	5149.40	41.80	54.00	-12.20	V	Avg.	Pass	Full	Band Edge
	802.11ax HE20	36	10360.00	47.31	68.20	-20.89	H	Peak	Pass	Full	Harmonic
11	802.11ax HE20	44	5015.40	39.84	54.00	-14.16	H	Avg.	Pass	Full	Band Edge
	802.11ax HE20	44	10440.00	47.08	68.20	-21.12	H	Peak	Pass	Full	Harmonic



Mode	Modulation	Ch.	Freq. (MHz)	Level (dBuV/m)	Limit (dBuV/m)	Margin (dB)	Pol.	Peak Avg.	Result	RU	Remark
12	802.11ax HE20	48	5052.80	39.84	54.00	-14.16	V	Avg.	Pass	Full	Band Edge
	802.11ax HE20	48	10480.00	48.50	68.20	-19.70	H	Peak	Pass	Full	Harmonic
13	802.11ax HE40	38	5149.34	43.83	54.00	-10.17	V	Avg.	Pass	Full	Band Edge
	802.11ax HE40	38	-	-	-	-	-	-	-	Full	Harmonic
14	802.11ax HE40	46	5066.47	40.03	54.00	-13.97	V	Avg.	Pass	Full	Band Edge
	802.11ax HE40	46	-	-	-	-	-	-	-	Full	Harmonic
15	802.11ax HE80	42	5142.17	42.51	54.00	-11.49	H	Avg.	Pass	Full	Band Edge
	802.11ax HE80	42	-	-	-	-	-	-	-	Full	Harmonic
16	802.11a	52	5021.06	40.03	54.00	-13.97	V	Avg.	Pass	-	Band Edge
	802.11a	52	10520.00	48.02	68.20	-20.18	V	Peak	Pass	-	Harmonic
17	802.11a	60	5350.08	41.07	54.00	-12.93	V	Avg.	Pass	-	Band Edge



Mode	Modulation	Ch.	Freq. (MHz)	Level (dBuV/m)	Limit (dBuV/m)	Margin (dB)	Pol.	Peak Avg.	Result	RU	Remark
17	802.11a	60	10600.00	47.80	74.00	-26.20	H	Peak	Pass	-	Harmonic
18	802.11a	64	5351.08	43.09	54.00	-10.91	V	Avg.	Pass	-	Band Edge
	802.11a	64	10640.00	47.98	74.00	-26.02	V	Peak	Pass	-	Harmonic
19	802.11n HT20	52	5043.16	40.11	54.00	-13.89	V	Avg.	Pass	-	Band Edge
	802.11n HT20	52	10520.00	48.21	68.20	-19.99	V	Peak	Pass	-	Harmonic
20	802.11n HT20	60	5350.88	40.30	54.00	-13.70	V	Avg.	Pass	-	Band Edge
	802.11n HT20	60	10600.00	47.00	74.00	-27.00	V	Peak	Pass	-	Harmonic
21	802.11n HT20	64	5350.24	42.26	54.00	-11.74	H	Avg.	Pass	-	Band Edge
	802.11n HT20	64	10640.00	47.25	74.00	-26.75	V	Peak	Pass	-	Harmonic
22	802.11n HT40	54	5071.82	40.58	54.00	-13.42	V	Avg.	Pass	-	Band Edge
	802.11n HT40	54	-	-	-	-	-	-	-	-	Harmonic



Mode	Modulation	Ch.	Freq. (MHz)	Level (dBuV/m)	Limit (dBuV/m)	Margin (dB)	Pol.	Peak Avg.	Result	RU	Remark
23	802.11n HT40	62	5352.60	44.00	54.00	-10.00	V	Avg.	Pass	-	Band Edge
	802.11n HT40	62	-	-	-	-	-	-	-	-	Harmonic
24	802.11ac VHT80	58	5358.51	45.96	54.00	-8.04	V	Avg.	Pass	-	Band Edge
	802.11ac VHT80	58	-	-	-	-	-	-	-	-	Harmonic
25	802.11ax HE20	52	5022.88	39.93	54.00	-14.07	H	Avg.	Pass	Full	Band Edge
	802.11ax HE20	52	10520.00	47.41	68.20	-20.79	H	Peak	Pass	Full	Harmonic
26	802.11ax HE20	60	5052.50	39.99	54.00	-14.01	V	Avg.	Pass	Full	Band Edge
	802.11ax HE20	60	10600.00	46.97	74.00	-27.03	H	Peak	Pass	Full	Harmonic
27	802.11ax HE20	64	5350.94	42.50	54.00	-11.50	V	Avg.	Pass	Full	Band Edge
	802.11ax HE20	64	10640.00	47.29	74.00	-26.71	H	Peak	Pass	Full	Harmonic
28	802.11ax HE40	54	5107.73	39.94	54.00	-14.06	V	Avg.	Pass	Full	Band Edge



Mode	Modulation	Ch.	Freq. (MHz)	Level (dBuV/m)	Limit (dBuV/m)	Margin (dB)	Pol.	Peak Avg.	Result	RU	Remark
28	802.11ax HE40	54	-	-	-	-	-	-	-	Full	Harmonic
29	802.11ax HE40	62	5350.20	42.56	54.00	-11.44	V	Avg.	Pass	Full	Band Edge
	802.11ax HE40	62	-	-	-	-	-	-	-	Full	Harmonic
30	802.11ax HE80	58	5369.56	44.67	54.00	-9.33	V	Avg.	Pass	Full	Band Edge
	802.11ax HE80	58	-	-	-	-	-	-	-	Full	Harmonic
31	802.11a	100	5459.80	40.32	54.00	-13.68	V	Avg.	Pass	-	Band Edge
	802.11a	100	16500.00	45.04	68.20	-23.16	H	Peak	Pass	-	Harmonic
32	802.11a	116	5459.71	39.17	54.00	-14.83	H	Avg.	Pass	-	Band Edge
	802.11a	116	16740.00	45.00	68.20	-23.20	H	Peak	Pass	-	Harmonic
33	802.11a	140	5726.59	62.93	68.20	-5.27	H	Peak	Pass	-	Band Edge
	802.11a	140	17100.00	46.21	68.20	-21.99	H	Peak	Pass	-	Harmonic



Mode	Modulation	Ch.	Freq. (MHz)	Level (dBuV/m)	Limit (dBuV/m)	Margin (dB)	Pol.	Peak Avg.	Result	RU	Remark
34	802.11n HT20	100	5458.60	40.27	54.00	-13.73	H	Avg.	Pass	-	Band Edge
	802.11n HT20	100	16500.00	45.15	68.20	-23.05	H	Peak	Pass	-	Harmonic
35	802.11n HT20	116	5456.72	39.31	54.00	-14.69	H	Avg.	Pass	-	Band Edge
	802.11n HT20	116	16740.00	45.51	68.20	-22.69	V	Peak	Pass	-	Harmonic
36	802.11n HT20	140	5727.04	62.76	68.20	-5.44	H	Peak	Pass	-	Band Edge
	802.11n HT20	140	17100.00	45.90	68.20	-22.30	H	Peak	Pass	-	Harmonic
37	802.11n HT40	102	5459.60	42.21	54.00	-11.79	V	Avg.	Pass	-	Band Edge
	802.11n HT40	102	-	-	-	-	-	-	-	-	Harmonic
38	802.11n HT40	110	5451.60	39.63	54.00	-14.37	H	Avg.	Pass	-	Band Edge
	802.11n HT40	110	-	-	-	-	-	-	-	-	Harmonic
39	802.11n HT40	134	5727.00	61.20	68.20	-7.00	H	Peak	Pass	-	Band Edge

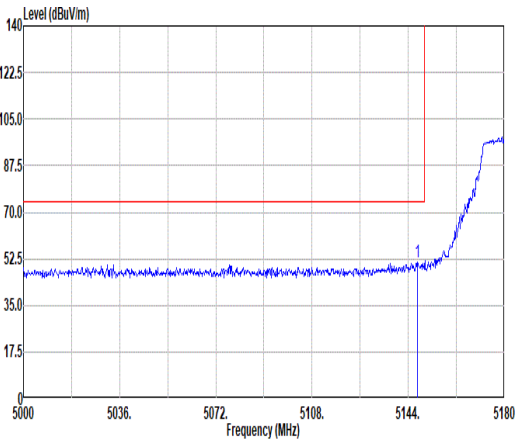
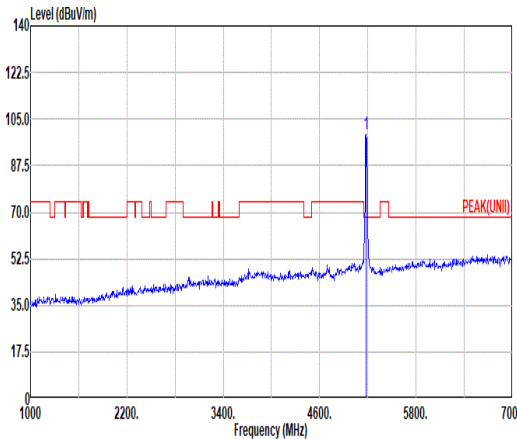
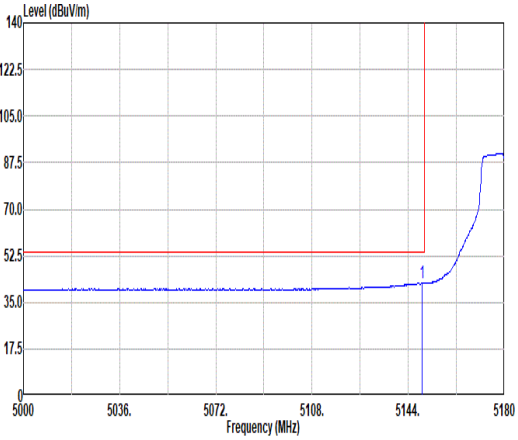
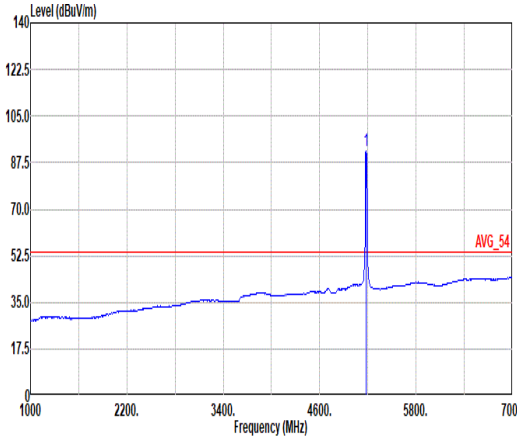


Mode	Modulation	Ch.	Freq. (MHz)	Level (dBuV/m)	Limit (dBuV/m)	Margin (dB)	Pol.	Peak Avg.	Result	RU	Remark
39	802.11n HT40	134	-	-	-	-	-	-	-	-	Harmonic
40	802.11ac VHT80	106	5448.28	44.97	54.00	-9.03	H	Avg.	Pass	-	Band Edge
	802.11ac VHT80	106	-	-	-	-	-	-	-	-	Harmonic
41	802.11ax HE20	100	5457.85	40.78	54.00	-13.22	V	Avg.	Pass	Full	Band Edge
	802.11ax HE20	100	16500.00	46.39	68.20	-21.81	H	Peak	Pass	Full	Harmonic
42	802.11ax HE20	116	5449.59	39.04	54.00	-14.96	V	Avg.	Pass	Full	Band Edge
	802.11ax HE20	116	16740.00	46.10	68.20	-22.10	V	Peak	Pass	Full	Harmonic
43	802.11ax HE20	140	5725.48	61.15	68.20	-7.05	H	Peak	Pass	Full	Band Edge
	802.11ax HE20	140	17100.00	46.76	68.20	-21.44	H	Peak	Pass	Full	Harmonic
44	802.11ax HE40	102	5459.76	41.68	54.00	-12.32	V	Avg.	Pass	Full	Band Edge
	802.11ax HE40	102	-	-	-	-	-	-	-	Full	Harmonic

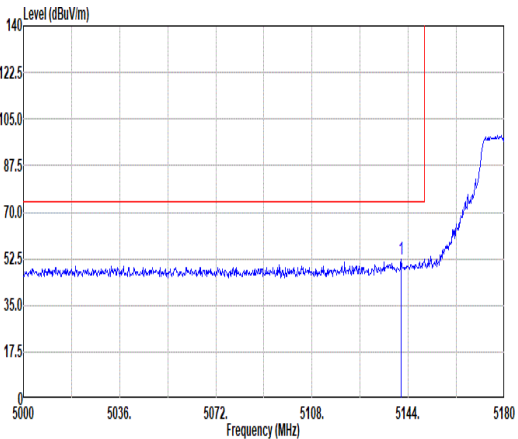
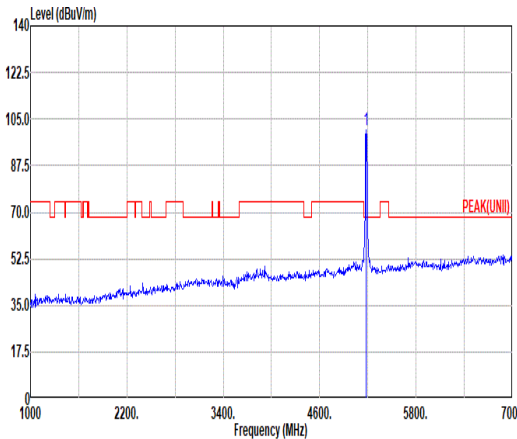
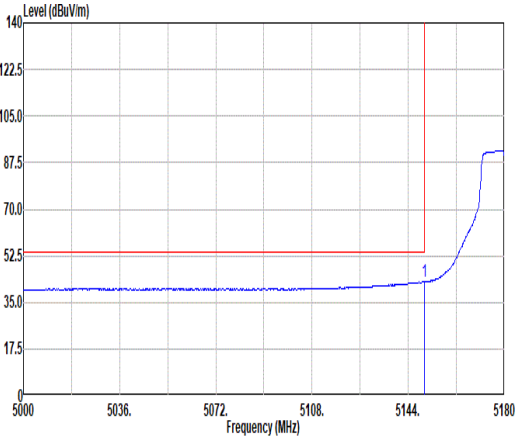
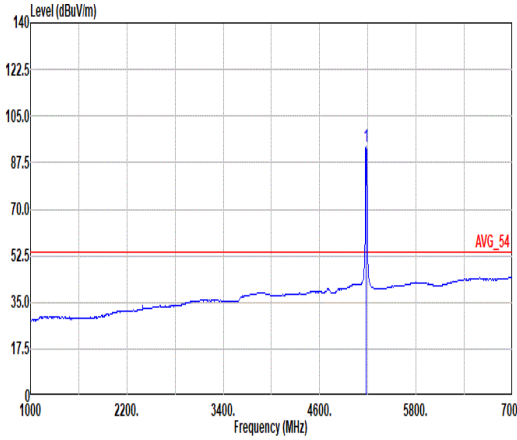


Mode	Modulation	Ch.	Freq. (MHz)	Level (dBuV/m)	Limit (dBuV/m)	Margin (dB)	Pol.	Peak Avg.	Result	RU	Remark
45	802.11ax HE40	110	5456.20	39.12	54.00	-14.88	V	Avg.	Pass	Full	Band Edge
	802.11ax HE40	110	-	-	-	-	-	-	-	Full	Harmonic
46	802.11ax HE40	134	5727.86	57.39	68.20	-10.81	H	Peak	Pass	Full	Band Edge
	802.11ax HE40	134	-	-	-	-	-	-	-	Full	Harmonic
47	802.11ax HE80	106	5445.58	41.71	54.00	-12.29	V	Avg.	Pass	Full	Band Edge
	802.11ax HE80	106	-	-	-	-	-	-	-	Full	Harmonic
48	WLAN 5G Tx LF	140	30.97	30.50	40.00	-9.50	V	Peak	Pass	-	LF
49	WLAN 5G Tx SHF	140	24937.00	47.94	74.00	-26.06	H	Peak	Pass	-	SHF



Mode	1																																																																																			
	Band Edge																																																																																			
	U-NII-1_5.15-5.25_802.11a_CH36_5180MHz																																																																																			
ANT	1																																																																																			
Pol.	Horizontal	Fundamental																																																																																		
Peak	 <p>Site : 03CH13-HY Condition: PEAK_BE_74 3m HORN_91200_1326 HORIZONTAL : RBW:1000.000kHz VBW:3000.000kHz SWT:Auto</p> <table border="1"> <thead> <tr> <th>Limit</th> <th>Read</th> <th>Ant</th> <th>Cable</th> <th>Preamp</th> <th>Aux</th> <th>APos</th> <th>TPos</th> <th>Remark</th> </tr> <tr> <th>Freq</th> <th>Level</th> <th>Line Margin</th> <th>Level Factor</th> <th>Loss Factor</th> <th>Factor</th> <th></th> <th></th> <th></th> </tr> <tr> <th>MHz</th> <th>dBuV/m</th> <th>dBuV/m</th> <th>dB</th> <th>dBuV</th> <th>dB/m</th> <th>dB</th> <th>dB</th> <th>cm</th> <th>deg</th> </tr> </thead> <tbody> <tr> <td>1</td> <td>5147.42</td> <td>51.23</td> <td>74.00</td> <td>-22.77</td> <td>44.98</td> <td>33.19</td> <td>10.12</td> <td>37.06</td> <td>0.00</td> <td>312</td> <td>146</td> <td>PEAK</td> </tr> </tbody> </table>	Limit	Read	Ant	Cable	Preamp	Aux	APos	TPos	Remark	Freq	Level	Line Margin	Level Factor	Loss Factor	Factor				MHz	dBuV/m	dBuV/m	dB	dBuV	dB/m	dB	dB	cm	deg	1	5147.42	51.23	74.00	-22.77	44.98	33.19	10.12	37.06	0.00	312	146	PEAK	 <p>Site : 03CH13-HY Condition: PEAK(UNII) 3m HORN_91200_1326 HORIZONTAL : RBW:1000.000kHz VBW:3000.000kHz SWT:Auto</p> <table border="1"> <thead> <tr> <th>Limit</th> <th>Read</th> <th>Ant</th> <th>Cable</th> <th>Preamp</th> <th>Aux</th> <th>APos</th> <th>TPos</th> <th>Remark</th> </tr> <tr> <th>Freq</th> <th>Level</th> <th>Line Margin</th> <th>Level Factor</th> <th>Loss Factor</th> <th>Factor</th> <th></th> <th></th> <th></th> </tr> <tr> <th>MHz</th> <th>dBuV/m</th> <th>dBuV/m</th> <th>dB</th> <th>dBuV</th> <th>dB/m</th> <th>dB</th> <th>dB</th> <th>cm</th> <th>deg</th> </tr> </thead> <tbody> <tr> <td>1</td> <td>5180.00</td> <td>99.58</td> <td>-----</td> <td>-----</td> <td>93.19</td> <td>33.25</td> <td>10.18</td> <td>37.04</td> <td>0.00</td> <td>312</td> <td>146</td> <td>PEAK</td> </tr> </tbody> </table>	Limit	Read	Ant	Cable	Preamp	Aux	APos	TPos	Remark	Freq	Level	Line Margin	Level Factor	Loss Factor	Factor				MHz	dBuV/m	dBuV/m	dB	dBuV	dB/m	dB	dB	cm	deg	1	5180.00	99.58	-----	-----	93.19	33.25	10.18	37.04	0.00	312	146	PEAK
	Limit	Read	Ant	Cable	Preamp	Aux	APos	TPos	Remark																																																																											
Freq	Level	Line Margin	Level Factor	Loss Factor	Factor																																																																															
MHz	dBuV/m	dBuV/m	dB	dBuV	dB/m	dB	dB	cm	deg																																																																											
1	5147.42	51.23	74.00	-22.77	44.98	33.19	10.12	37.06	0.00	312	146	PEAK																																																																								
Limit	Read	Ant	Cable	Preamp	Aux	APos	TPos	Remark																																																																												
Freq	Level	Line Margin	Level Factor	Loss Factor	Factor																																																																															
MHz	dBuV/m	dBuV/m	dB	dBuV	dB/m	dB	dB	cm	deg																																																																											
1	5180.00	99.58	-----	-----	93.19	33.25	10.18	37.04	0.00	312	146	PEAK																																																																								
Avg	 <p>Site : 03CH13-HY Condition: AVG_BE_54 3m HORN_91200_1326 HORIZONTAL : RBW:1000.000kHz VBW:0.300kHz SWT:Auto</p> <table border="1"> <thead> <tr> <th>Limit</th> <th>Read</th> <th>Ant</th> <th>Cable</th> <th>Preamp</th> <th>Aux</th> <th>APos</th> <th>TPos</th> <th>Remark</th> </tr> <tr> <th>Freq</th> <th>Level</th> <th>Line Margin</th> <th>Level Factor</th> <th>Loss Factor</th> <th>Factor</th> <th></th> <th></th> <th></th> </tr> <tr> <th>MHz</th> <th>dBuV/m</th> <th>dBuV/m</th> <th>dB</th> <th>dBuV</th> <th>dB/m</th> <th>dB</th> <th>dB</th> <th>cm</th> <th>deg</th> </tr> </thead> <tbody> <tr> <td>1</td> <td>5149.22</td> <td>42.26</td> <td>54.00</td> <td>-11.74</td> <td>35.99</td> <td>33.20</td> <td>10.13</td> <td>37.06</td> <td>0.00</td> <td>312</td> <td>146</td> <td>AVERAGE</td> </tr> </tbody> </table>	Limit	Read	Ant	Cable	Preamp	Aux	APos	TPos	Remark	Freq	Level	Line Margin	Level Factor	Loss Factor	Factor				MHz	dBuV/m	dBuV/m	dB	dBuV	dB/m	dB	dB	cm	deg	1	5149.22	42.26	54.00	-11.74	35.99	33.20	10.13	37.06	0.00	312	146	AVERAGE	 <p>Site : 03CH13-HY Condition: AVG_54 3m HORN_91200_1326 HORIZONTAL : RBW:1000.000kHz VBW:0.300kHz SWT:Auto</p> <table border="1"> <thead> <tr> <th>Limit</th> <th>Read</th> <th>Ant</th> <th>Cable</th> <th>Preamp</th> <th>Aux</th> <th>APos</th> <th>TPos</th> <th>Remark</th> </tr> <tr> <th>Freq</th> <th>Level</th> <th>Line Margin</th> <th>Level Factor</th> <th>Loss Factor</th> <th>Factor</th> <th></th> <th></th> <th></th> </tr> <tr> <th>MHz</th> <th>dBuV/m</th> <th>dBuV/m</th> <th>dB</th> <th>dBuV</th> <th>dB/m</th> <th>dB</th> <th>dB</th> <th>cm</th> <th>deg</th> </tr> </thead> <tbody> <tr> <td>1</td> <td>5180.00</td> <td>92.13</td> <td>-----</td> <td>-----</td> <td>85.74</td> <td>33.25</td> <td>10.18</td> <td>37.04</td> <td>0.00</td> <td>312</td> <td>146</td> <td>AVERAGE</td> </tr> </tbody> </table>	Limit	Read	Ant	Cable	Preamp	Aux	APos	TPos	Remark	Freq	Level	Line Margin	Level Factor	Loss Factor	Factor				MHz	dBuV/m	dBuV/m	dB	dBuV	dB/m	dB	dB	cm	deg	1	5180.00	92.13	-----	-----	85.74	33.25	10.18	37.04	0.00	312	146	AVERAGE
Limit	Read	Ant	Cable	Preamp	Aux	APos	TPos	Remark																																																																												
Freq	Level	Line Margin	Level Factor	Loss Factor	Factor																																																																															
MHz	dBuV/m	dBuV/m	dB	dBuV	dB/m	dB	dB	cm	deg																																																																											
1	5149.22	42.26	54.00	-11.74	35.99	33.20	10.13	37.06	0.00	312	146	AVERAGE																																																																								
Limit	Read	Ant	Cable	Preamp	Aux	APos	TPos	Remark																																																																												
Freq	Level	Line Margin	Level Factor	Loss Factor	Factor																																																																															
MHz	dBuV/m	dBuV/m	dB	dBuV	dB/m	dB	dB	cm	deg																																																																											
1	5180.00	92.13	-----	-----	85.74	33.25	10.18	37.04	0.00	312	146	AVERAGE																																																																								



Mode	1																																																																																			
	Band Edge																																																																																			
	U-NII-1_5.15-5.25_802.11a_CH36_5180MHz																																																																																			
ANT	1																																																																																			
Pol.	Vertical	Fundamental																																																																																		
Peak	 <p>Level (dBuV/m)</p> <p>Frequency (MHz)</p> <p>Site : 03CH13-HY Condition: PEAK_BE_74 3m HORN_91200_1326 VERTICAL : RBW:1000.000kHz VBW:3000.000kHz SWT:Auto</p> <table border="1"> <thead> <tr> <th>Limit</th> <th>Read</th> <th>Ant</th> <th>Cable</th> <th>Preamp</th> <th>Aux</th> <th>APos</th> <th>TPos</th> <th>Remark</th> </tr> <tr> <th>Freq</th> <th>Level</th> <th>Line Margin</th> <th>Level Factor</th> <th>Loss Factor</th> <th>Factor</th> <th>Factor</th> <th>Factor</th> <th></th> </tr> <tr> <th>MHz</th> <th>dBuV/m</th> <th>dBuV/m</th> <th>dB</th> <th>dBuV</th> <th>dB/m</th> <th>dB</th> <th>dB</th> <th>cm</th> <th>deg</th> </tr> </thead> <tbody> <tr> <td>1</td> <td>5141.30</td> <td>52.17</td> <td>74.00</td> <td>-21.83</td> <td>45.94</td> <td>33.18</td> <td>10.11</td> <td>37.06</td> <td>0.00</td> <td>309</td> <td>221</td> <td>PEAK</td> </tr> </tbody> </table>	Limit	Read	Ant	Cable	Preamp	Aux	APos	TPos	Remark	Freq	Level	Line Margin	Level Factor	Loss Factor	Factor	Factor	Factor		MHz	dBuV/m	dBuV/m	dB	dBuV	dB/m	dB	dB	cm	deg	1	5141.30	52.17	74.00	-21.83	45.94	33.18	10.11	37.06	0.00	309	221	PEAK	 <p>Level (dBuV/m)</p> <p>Frequency (MHz)</p> <p>Site : 03CH13-HY Condition: PEAK(UNII) 3m HORN_91200_1326 VERTICAL : RBW:1000.000kHz VBW:3000.000kHz SWT:Auto</p> <table border="1"> <thead> <tr> <th>Limit</th> <th>Read</th> <th>Ant</th> <th>Cable</th> <th>Preamp</th> <th>Aux</th> <th>APos</th> <th>TPos</th> <th>Remark</th> </tr> <tr> <th>Freq</th> <th>Level</th> <th>Line Margin</th> <th>Level Factor</th> <th>Loss Factor</th> <th>Factor</th> <th>Factor</th> <th>Factor</th> <th></th> </tr> <tr> <th>MHz</th> <th>dBuV/m</th> <th>dBuV/m</th> <th>dB</th> <th>dBuV</th> <th>dB/m</th> <th>dB</th> <th>dB</th> <th>cm</th> <th>deg</th> </tr> </thead> <tbody> <tr> <td>1</td> <td>5180.00</td> <td>100.78</td> <td>-----</td> <td>-----</td> <td>94.37</td> <td>33.26</td> <td>10.19</td> <td>37.04</td> <td>0.00</td> <td>309</td> <td>221</td> <td>PEAK</td> </tr> </tbody> </table>	Limit	Read	Ant	Cable	Preamp	Aux	APos	TPos	Remark	Freq	Level	Line Margin	Level Factor	Loss Factor	Factor	Factor	Factor		MHz	dBuV/m	dBuV/m	dB	dBuV	dB/m	dB	dB	cm	deg	1	5180.00	100.78	-----	-----	94.37	33.26	10.19	37.04	0.00	309	221	PEAK
	Limit	Read	Ant	Cable	Preamp	Aux	APos	TPos	Remark																																																																											
Freq	Level	Line Margin	Level Factor	Loss Factor	Factor	Factor	Factor																																																																													
MHz	dBuV/m	dBuV/m	dB	dBuV	dB/m	dB	dB	cm	deg																																																																											
1	5141.30	52.17	74.00	-21.83	45.94	33.18	10.11	37.06	0.00	309	221	PEAK																																																																								
Limit	Read	Ant	Cable	Preamp	Aux	APos	TPos	Remark																																																																												
Freq	Level	Line Margin	Level Factor	Loss Factor	Factor	Factor	Factor																																																																													
MHz	dBuV/m	dBuV/m	dB	dBuV	dB/m	dB	dB	cm	deg																																																																											
1	5180.00	100.78	-----	-----	94.37	33.26	10.19	37.04	0.00	309	221	PEAK																																																																								
Avg	 <p>Level (dBuV/m)</p> <p>Frequency (MHz)</p> <p>Site : 03CH13-HY Condition: AVG_BE_54 3m HORN_91200_1326 VERTICAL : RBW:1000.000kHz VBW:0.300kHz SWT:Auto</p> <table border="1"> <thead> <tr> <th>Limit</th> <th>Read</th> <th>Ant</th> <th>Cable</th> <th>Preamp</th> <th>Aux</th> <th>APos</th> <th>TPos</th> <th>Remark</th> </tr> <tr> <th>Freq</th> <th>Level</th> <th>Line Margin</th> <th>Level Factor</th> <th>Loss Factor</th> <th>Factor</th> <th>Factor</th> <th>Factor</th> <th></th> </tr> <tr> <th>MHz</th> <th>dBuV/m</th> <th>dBuV/m</th> <th>dB</th> <th>dBuV</th> <th>dB/m</th> <th>dB</th> <th>dB</th> <th>cm</th> <th>deg</th> </tr> </thead> <tbody> <tr> <td>1</td> <td>5149.94</td> <td>42.67</td> <td>54.00</td> <td>-11.33</td> <td>36.40</td> <td>33.20</td> <td>10.13</td> <td>37.06</td> <td>0.00</td> <td>309</td> <td>221</td> <td>AVERAGE</td> </tr> </tbody> </table>	Limit	Read	Ant	Cable	Preamp	Aux	APos	TPos	Remark	Freq	Level	Line Margin	Level Factor	Loss Factor	Factor	Factor	Factor		MHz	dBuV/m	dBuV/m	dB	dBuV	dB/m	dB	dB	cm	deg	1	5149.94	42.67	54.00	-11.33	36.40	33.20	10.13	37.06	0.00	309	221	AVERAGE	 <p>Level (dBuV/m)</p> <p>Frequency (MHz)</p> <p>Site : 03CH13-HY Condition: AVG_54 3m HORN_91200_1326 VERTICAL : RBW:1000.000kHz VBW:0.300kHz SWT:Auto</p> <table border="1"> <thead> <tr> <th>Limit</th> <th>Read</th> <th>Ant</th> <th>Cable</th> <th>Preamp</th> <th>Aux</th> <th>APos</th> <th>TPos</th> <th>Remark</th> </tr> <tr> <th>Freq</th> <th>Level</th> <th>Line Margin</th> <th>Level Factor</th> <th>Loss Factor</th> <th>Factor</th> <th>Factor</th> <th>Factor</th> <th></th> </tr> <tr> <th>MHz</th> <th>dBuV/m</th> <th>dBuV/m</th> <th>dB</th> <th>dBuV</th> <th>dB/m</th> <th>dB</th> <th>dB</th> <th>cm</th> <th>deg</th> </tr> </thead> <tbody> <tr> <td>1</td> <td>5180.00</td> <td>93.46</td> <td>-----</td> <td>-----</td> <td>87.07</td> <td>33.25</td> <td>10.18</td> <td>37.04</td> <td>0.00</td> <td>309</td> <td>221</td> <td>AVERAGE</td> </tr> </tbody> </table>	Limit	Read	Ant	Cable	Preamp	Aux	APos	TPos	Remark	Freq	Level	Line Margin	Level Factor	Loss Factor	Factor	Factor	Factor		MHz	dBuV/m	dBuV/m	dB	dBuV	dB/m	dB	dB	cm	deg	1	5180.00	93.46	-----	-----	87.07	33.25	10.18	37.04	0.00	309	221	AVERAGE
Limit	Read	Ant	Cable	Preamp	Aux	APos	TPos	Remark																																																																												
Freq	Level	Line Margin	Level Factor	Loss Factor	Factor	Factor	Factor																																																																													
MHz	dBuV/m	dBuV/m	dB	dBuV	dB/m	dB	dB	cm	deg																																																																											
1	5149.94	42.67	54.00	-11.33	36.40	33.20	10.13	37.06	0.00	309	221	AVERAGE																																																																								
Limit	Read	Ant	Cable	Preamp	Aux	APos	TPos	Remark																																																																												
Freq	Level	Line Margin	Level Factor	Loss Factor	Factor	Factor	Factor																																																																													
MHz	dBuV/m	dBuV/m	dB	dBuV	dB/m	dB	dB	cm	deg																																																																											
1	5180.00	93.46	-----	-----	87.07	33.25	10.18	37.04	0.00	309	221	AVERAGE																																																																								

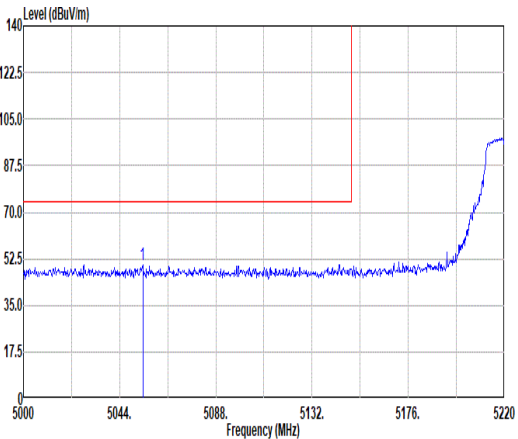
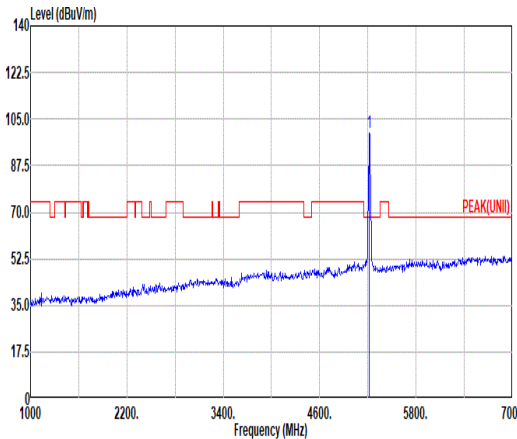
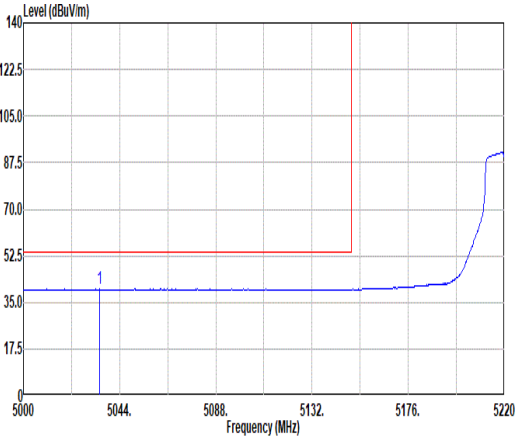
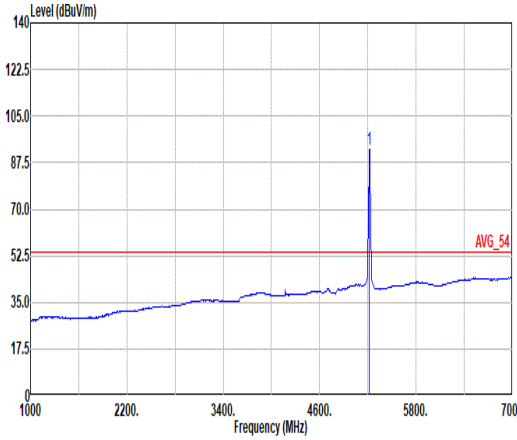


Mode	1																																																																																																															
	Harmonic																																																																																																															
	U-NII-1_5.15-5.25_802.11a_CH36_5180MHz																																																																																																															
ANT	1																																																																																																															
Pol.	Horizontal	Vertical																																																																																																														
Peak Avg	<p>Site : 03CH13-HY Condition: PEAK(UNII) 3m HORN_91280_1326 HORIZONTAL</p> <table border="1"> <thead> <tr> <th></th> <th>Limit</th> <th>Read</th> <th>Ant</th> <th>Cable</th> <th>Preamp</th> <th>Aux</th> <th>APos</th> <th>TPos</th> <th></th> </tr> <tr> <th>Freq</th> <th>Level</th> <th>Line Margin</th> <th>Level</th> <th>Factor</th> <th>Loss Factor</th> <th>Factor</th> <th></th> <th></th> <th>Remark</th> </tr> <tr> <th></th> <th>MHz</th> <th>dBuV/m</th> <th>dBuV/m</th> <th>dB</th> <th>dBuV</th> <th>dB/m</th> <th>dB</th> <th>dB</th> <th>cm</th> <th>deg</th> </tr> </thead> <tbody> <tr> <td>1</td> <td>10360.00</td> <td>47.65</td> <td>68.20</td> <td>-20.55</td> <td>49.47</td> <td>38.98</td> <td>15.35</td> <td>56.69</td> <td>0.54</td> <td>--</td> <td>PEAK</td> </tr> <tr> <td>2</td> <td>15540.00</td> <td>43.72</td> <td>74.00</td> <td>-30.28</td> <td>42.07</td> <td>38.42</td> <td>18.78</td> <td>56.36</td> <td>0.81</td> <td>--</td> <td>PEAK</td> </tr> </tbody> </table>		Limit	Read	Ant	Cable	Preamp	Aux	APos	TPos		Freq	Level	Line Margin	Level	Factor	Loss Factor	Factor			Remark		MHz	dBuV/m	dBuV/m	dB	dBuV	dB/m	dB	dB	cm	deg	1	10360.00	47.65	68.20	-20.55	49.47	38.98	15.35	56.69	0.54	--	PEAK	2	15540.00	43.72	74.00	-30.28	42.07	38.42	18.78	56.36	0.81	--	PEAK	<p>Site : 03CH13-HY Condition: PEAK(UNII) 3m HORN_91280_1326 VERTICAL</p> <table border="1"> <thead> <tr> <th></th> <th>Limit</th> <th>Read</th> <th>Ant</th> <th>Cable</th> <th>Preamp</th> <th>Aux</th> <th>APos</th> <th>TPos</th> <th></th> </tr> <tr> <th>Freq</th> <th>Level</th> <th>Line Margin</th> <th>Level</th> <th>Factor</th> <th>Loss Factor</th> <th>Factor</th> <th></th> <th></th> <th>Remark</th> </tr> <tr> <th></th> <th>MHz</th> <th>dBuV/m</th> <th>dBuV/m</th> <th>dB</th> <th>dBuV</th> <th>dB/m</th> <th>dB</th> <th>dB</th> <th>cm</th> <th>deg</th> </tr> </thead> <tbody> <tr> <td>1</td> <td>10360.00</td> <td>48.22</td> <td>68.20</td> <td>-19.98</td> <td>50.04</td> <td>38.98</td> <td>15.35</td> <td>56.69</td> <td>0.54</td> <td>--</td> <td>PEAK</td> </tr> <tr> <td>2</td> <td>15540.00</td> <td>44.01</td> <td>74.00</td> <td>-29.99</td> <td>42.36</td> <td>38.42</td> <td>18.78</td> <td>56.36</td> <td>0.81</td> <td>--</td> <td>PEAK</td> </tr> </tbody> </table>		Limit	Read	Ant	Cable	Preamp	Aux	APos	TPos		Freq	Level	Line Margin	Level	Factor	Loss Factor	Factor			Remark		MHz	dBuV/m	dBuV/m	dB	dBuV	dB/m	dB	dB	cm	deg	1	10360.00	48.22	68.20	-19.98	50.04	38.98	15.35	56.69	0.54	--	PEAK	2	15540.00	44.01	74.00	-29.99	42.36	38.42	18.78	56.36	0.81	--	PEAK
		Limit	Read	Ant	Cable	Preamp	Aux	APos	TPos																																																																																																							
Freq	Level	Line Margin	Level	Factor	Loss Factor	Factor			Remark																																																																																																							
	MHz	dBuV/m	dBuV/m	dB	dBuV	dB/m	dB	dB	cm	deg																																																																																																						
1	10360.00	47.65	68.20	-20.55	49.47	38.98	15.35	56.69	0.54	--	PEAK																																																																																																					
2	15540.00	43.72	74.00	-30.28	42.07	38.42	18.78	56.36	0.81	--	PEAK																																																																																																					
	Limit	Read	Ant	Cable	Preamp	Aux	APos	TPos																																																																																																								
Freq	Level	Line Margin	Level	Factor	Loss Factor	Factor			Remark																																																																																																							
	MHz	dBuV/m	dBuV/m	dB	dBuV	dB/m	dB	dB	cm	deg																																																																																																						
1	10360.00	48.22	68.20	-19.98	50.04	38.98	15.35	56.69	0.54	--	PEAK																																																																																																					
2	15540.00	44.01	74.00	-29.99	42.36	38.42	18.78	56.36	0.81	--	PEAK																																																																																																					



	1	
Mode	Harmonic	
	U-NII-1_5.15-5.25_802.11a_CH36_5180MHz	
ANT	1	
Pol.	Horizontal	Vertical
14.47G ~14.5G Avg	<p>Site : 03CH13-HY Condition: AVG_54 3m HORN_91280_1326 HORIZONTAL</p>	<p>Site : 03CH13-HY Condition: AVG_54 3m HORN_91280_1326 VERTICAL</p>
	<p>Site : 03CH13-HY Condition: AVG_54 3m HORN_91280_1326 HORIZONTAL</p>	<p>Site : 03CH13-HY Condition: AVG_54 3m HORN_91280_1326 VERTICAL</p>

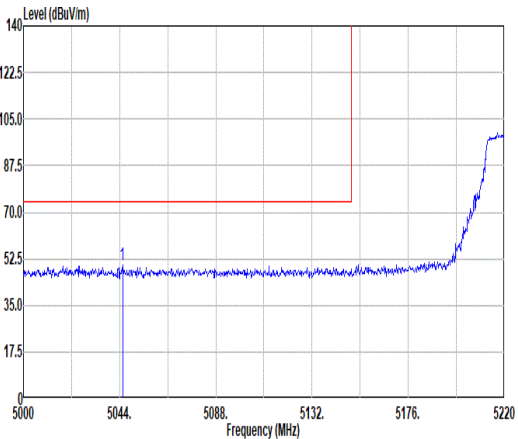
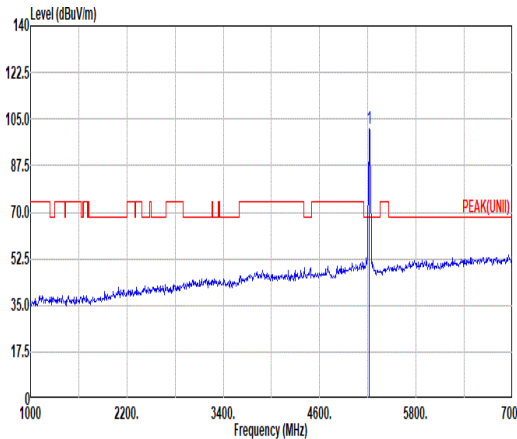
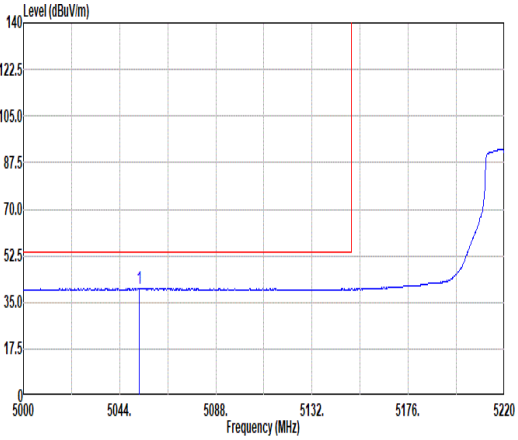
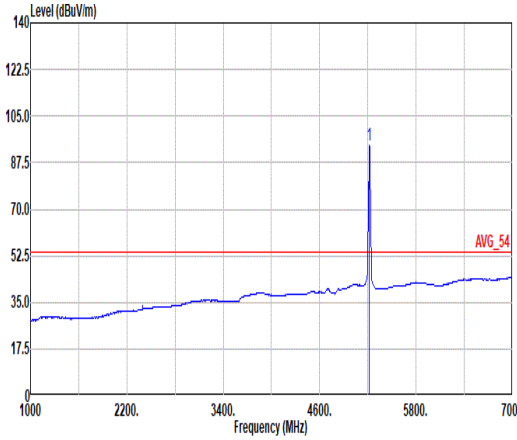


Mode	2																																																																													
	Band Edge - L																																																																													
	U-NII-1_5.15-5.25_802.11a_CH44_5220MHz																																																																													
ANT	1																																																																													
Pol.	Horizontal	Fundamental																																																																												
Peak	 <p>Site : 03CH13-HY Condition: PEAK_BE_74 3m HORN_91200_1326 HORIZONTAL : RBW:1000.000kHz VBW:3000.000kHz SWT:Auto</p> <table border="1"> <thead> <tr> <th>Limit</th> <th>Read</th> <th>Ant</th> <th>Cable</th> <th>Preamp</th> <th>Aux</th> <th>APos</th> <th>TPos</th> <th>Remark</th> </tr> <tr> <th>Freq</th> <th>Level</th> <th>Line Margin</th> <th>Level Factor</th> <th>Loss Factor</th> <th>Loss Factor</th> <th>Factor</th> <th>Factor</th> <th></th> </tr> <tr> <th>MHz</th> <th>dBuV/m</th> <th>dBuV/m</th> <th>dB</th> <th>dBuV</th> <th>dB/m</th> <th>dB</th> <th>dB</th> <th>cm</th> <th>deg</th> </tr> </thead> <tbody> <tr> <td>1 5054.56</td> <td>50.18</td> <td>74.00</td> <td>-23.82</td> <td>44.17</td> <td>33.19</td> <td>9.94</td> <td>37.12</td> <td>0.00</td> <td>119 106 PEAK</td> </tr> </tbody> </table>	Limit	Read	Ant	Cable	Preamp	Aux	APos	TPos	Remark	Freq	Level	Line Margin	Level Factor	Loss Factor	Loss Factor	Factor	Factor		MHz	dBuV/m	dBuV/m	dB	dBuV	dB/m	dB	dB	cm	deg	1 5054.56	50.18	74.00	-23.82	44.17	33.19	9.94	37.12	0.00	119 106 PEAK	 <p>Site : 03CH13-HY Condition: PEAK(UNII) 3m HORN_91200_1326 HORIZONTAL : RBW:1000.000kHz VBW:3000.000kHz SWT:Auto</p> <table border="1"> <thead> <tr> <th>Limit</th> <th>Read</th> <th>Ant</th> <th>Cable</th> <th>Preamp</th> <th>Aux</th> <th>APos</th> <th>TPos</th> <th>Remark</th> </tr> <tr> <th>Freq</th> <th>Level</th> <th>Line Margin</th> <th>Level Factor</th> <th>Loss Factor</th> <th>Loss Factor</th> <th>Factor</th> <th>Factor</th> <th></th> </tr> <tr> <th>MHz</th> <th>dBuV/m</th> <th>dBuV/m</th> <th>dB</th> <th>dBuV</th> <th>dB/m</th> <th>dB</th> <th>dB</th> <th>cm</th> <th>deg</th> </tr> </thead> <tbody> <tr> <td>1 5220.00</td> <td>99.64</td> <td>-----</td> <td>-----</td> <td>93.15</td> <td>33.26</td> <td>10.24</td> <td>37.01</td> <td>0.00</td> <td>119 106 PEAK</td> </tr> </tbody> </table>	Limit	Read	Ant	Cable	Preamp	Aux	APos	TPos	Remark	Freq	Level	Line Margin	Level Factor	Loss Factor	Loss Factor	Factor	Factor		MHz	dBuV/m	dBuV/m	dB	dBuV	dB/m	dB	dB	cm	deg	1 5220.00	99.64	-----	-----	93.15	33.26	10.24	37.01	0.00	119 106 PEAK
Limit	Read	Ant	Cable	Preamp	Aux	APos	TPos	Remark																																																																						
Freq	Level	Line Margin	Level Factor	Loss Factor	Loss Factor	Factor	Factor																																																																							
MHz	dBuV/m	dBuV/m	dB	dBuV	dB/m	dB	dB	cm	deg																																																																					
1 5054.56	50.18	74.00	-23.82	44.17	33.19	9.94	37.12	0.00	119 106 PEAK																																																																					
Limit	Read	Ant	Cable	Preamp	Aux	APos	TPos	Remark																																																																						
Freq	Level	Line Margin	Level Factor	Loss Factor	Loss Factor	Factor	Factor																																																																							
MHz	dBuV/m	dBuV/m	dB	dBuV	dB/m	dB	dB	cm	deg																																																																					
1 5220.00	99.64	-----	-----	93.15	33.26	10.24	37.01	0.00	119 106 PEAK																																																																					
Avg	 <p>Site : 03CH13-HY Condition: AVG_BE_54 3m HORN_91200_1326 HORIZONTAL : RBW:1000.000kHz VBW:0.300kHz SWT:Auto</p> <table border="1"> <thead> <tr> <th>Limit</th> <th>Read</th> <th>Ant</th> <th>Cable</th> <th>Preamp</th> <th>Aux</th> <th>APos</th> <th>TPos</th> <th>Remark</th> </tr> <tr> <th>Freq</th> <th>Level</th> <th>Line Margin</th> <th>Level Factor</th> <th>Loss Factor</th> <th>Loss Factor</th> <th>Factor</th> <th>Factor</th> <th></th> </tr> <tr> <th>MHz</th> <th>dBuV/m</th> <th>dBuV/m</th> <th>dB</th> <th>dBuV</th> <th>dB/m</th> <th>dB</th> <th>dB</th> <th>cm</th> <th>deg</th> </tr> </thead> <tbody> <tr> <td>1 5034.76</td> <td>40.01</td> <td>54.00</td> <td>-13.99</td> <td>34.02</td> <td>33.23</td> <td>9.90</td> <td>37.14</td> <td>0.00</td> <td>119 106 AVERAGE</td> </tr> </tbody> </table>	Limit	Read	Ant	Cable	Preamp	Aux	APos	TPos	Remark	Freq	Level	Line Margin	Level Factor	Loss Factor	Loss Factor	Factor	Factor		MHz	dBuV/m	dBuV/m	dB	dBuV	dB/m	dB	dB	cm	deg	1 5034.76	40.01	54.00	-13.99	34.02	33.23	9.90	37.14	0.00	119 106 AVERAGE	 <p>Site : 03CH13-HY Condition: AVG_54 3m HORN_91200_1326 HORIZONTAL : RBW:1000.000kHz VBW:0.300kHz SWT:Auto</p> <table border="1"> <thead> <tr> <th>Limit</th> <th>Read</th> <th>Ant</th> <th>Cable</th> <th>Preamp</th> <th>Aux</th> <th>APos</th> <th>TPos</th> <th>Remark</th> </tr> <tr> <th>Freq</th> <th>Level</th> <th>Line Margin</th> <th>Level Factor</th> <th>Loss Factor</th> <th>Loss Factor</th> <th>Factor</th> <th>Factor</th> <th></th> </tr> <tr> <th>MHz</th> <th>dBuV/m</th> <th>dBuV/m</th> <th>dB</th> <th>dBuV</th> <th>dB/m</th> <th>dB</th> <th>dB</th> <th>cm</th> <th>deg</th> </tr> </thead> <tbody> <tr> <td>1 5220.00</td> <td>92.62</td> <td>-----</td> <td>-----</td> <td>86.13</td> <td>33.26</td> <td>10.24</td> <td>37.01</td> <td>0.00</td> <td>119 106 AVERAGE</td> </tr> </tbody> </table>	Limit	Read	Ant	Cable	Preamp	Aux	APos	TPos	Remark	Freq	Level	Line Margin	Level Factor	Loss Factor	Loss Factor	Factor	Factor		MHz	dBuV/m	dBuV/m	dB	dBuV	dB/m	dB	dB	cm	deg	1 5220.00	92.62	-----	-----	86.13	33.26	10.24	37.01	0.00	119 106 AVERAGE
Limit	Read	Ant	Cable	Preamp	Aux	APos	TPos	Remark																																																																						
Freq	Level	Line Margin	Level Factor	Loss Factor	Loss Factor	Factor	Factor																																																																							
MHz	dBuV/m	dBuV/m	dB	dBuV	dB/m	dB	dB	cm	deg																																																																					
1 5034.76	40.01	54.00	-13.99	34.02	33.23	9.90	37.14	0.00	119 106 AVERAGE																																																																					
Limit	Read	Ant	Cable	Preamp	Aux	APos	TPos	Remark																																																																						
Freq	Level	Line Margin	Level Factor	Loss Factor	Loss Factor	Factor	Factor																																																																							
MHz	dBuV/m	dBuV/m	dB	dBuV	dB/m	dB	dB	cm	deg																																																																					
1 5220.00	92.62	-----	-----	86.13	33.26	10.24	37.01	0.00	119 106 AVERAGE																																																																					



Mode	2																																														
	Band Edge - R																																														
	U-NII-1_5.15-5.25_802.11a_CH44_5220MHz																																														
ANT	1																																														
Pol.	Horizontal	Fundamental																																													
Peak	<p>Site : 03CH13-HY Condition: PEAK_BE_74 3m HORN 91200 1326 HORIZONTAL : RBW:1000.000kHz VBW:3000.000kHz SMT:Auto</p> <table border="1"> <thead> <tr> <th>Limit</th> <th>Read</th> <th>Ant</th> <th>Cable</th> <th>Preamp</th> <th>Aux</th> <th>APos</th> <th>TPos</th> <th>Remark</th> </tr> <tr> <th>Freq</th> <th>Level</th> <th>Line</th> <th>Margin</th> <th>Level</th> <th>Factor</th> <th>Loss</th> <th>Factor</th> <th>Factor</th> </tr> <tr> <th>MHz</th> <th>dBuV/m</th> <th>dBuV/m</th> <th>dB</th> <th>dBuV</th> <th>dB/m</th> <th>dB</th> <th>dB</th> <th>cm</th> </tr> </thead> <tbody> <tr> <td>1 5446.32</td> <td>49.03</td> <td>74.00</td> <td>-24.97</td> <td>42.48</td> <td>33.10</td> <td>10.31</td> <td>36.86</td> <td>0.00</td> </tr> <tr> <td></td> <td></td> <td></td> <td></td> <td></td> <td></td> <td></td> <td></td> <td>119 106 PEAK</td> </tr> </tbody> </table>	Limit	Read	Ant	Cable	Preamp	Aux	APos	TPos	Remark	Freq	Level	Line	Margin	Level	Factor	Loss	Factor	Factor	MHz	dBuV/m	dBuV/m	dB	dBuV	dB/m	dB	dB	cm	1 5446.32	49.03	74.00	-24.97	42.48	33.10	10.31	36.86	0.00									119 106 PEAK	Blank
Limit	Read	Ant	Cable	Preamp	Aux	APos	TPos	Remark																																							
Freq	Level	Line	Margin	Level	Factor	Loss	Factor	Factor																																							
MHz	dBuV/m	dBuV/m	dB	dBuV	dB/m	dB	dB	cm																																							
1 5446.32	49.03	74.00	-24.97	42.48	33.10	10.31	36.86	0.00																																							
								119 106 PEAK																																							
Avg	<p>Site : 03CH13-HY Condition: AVG_BE_54 3m HORN 91200 1326 HORIZONTAL : RBW:1000.000kHz VBW:0.300kHz SMT:Auto</p> <table border="1"> <thead> <tr> <th>Limit</th> <th>Read</th> <th>Ant</th> <th>Cable</th> <th>Preamp</th> <th>Aux</th> <th>APos</th> <th>TPos</th> <th>Remark</th> </tr> <tr> <th>Freq</th> <th>Level</th> <th>Line</th> <th>Margin</th> <th>Level</th> <th>Factor</th> <th>Loss</th> <th>Factor</th> <th>Factor</th> </tr> <tr> <th>MHz</th> <th>dBuV/m</th> <th>dBuV/m</th> <th>dB</th> <th>dBuV</th> <th>dB/m</th> <th>dB</th> <th>dB</th> <th>cm</th> </tr> </thead> <tbody> <tr> <td>1 5450.00</td> <td>39.41</td> <td>54.00</td> <td>-14.59</td> <td>32.85</td> <td>33.10</td> <td>10.31</td> <td>36.85</td> <td>0.00</td> </tr> <tr> <td></td> <td></td> <td></td> <td></td> <td></td> <td></td> <td></td> <td></td> <td>119 106 AVERAGE</td> </tr> </tbody> </table>	Limit	Read	Ant	Cable	Preamp	Aux	APos	TPos	Remark	Freq	Level	Line	Margin	Level	Factor	Loss	Factor	Factor	MHz	dBuV/m	dBuV/m	dB	dBuV	dB/m	dB	dB	cm	1 5450.00	39.41	54.00	-14.59	32.85	33.10	10.31	36.85	0.00									119 106 AVERAGE	Blank
Limit	Read	Ant	Cable	Preamp	Aux	APos	TPos	Remark																																							
Freq	Level	Line	Margin	Level	Factor	Loss	Factor	Factor																																							
MHz	dBuV/m	dBuV/m	dB	dBuV	dB/m	dB	dB	cm																																							
1 5450.00	39.41	54.00	-14.59	32.85	33.10	10.31	36.85	0.00																																							
								119 106 AVERAGE																																							



Mode	2																																																																																			
	Band Edge - L																																																																																			
	U-NII-1_5.15-5.25_802.11a_CH44_5220MHz																																																																																			
ANT	1																																																																																			
Pol.	Vertical	Fundamental																																																																																		
Peak	 <p>Level (dBuV/m)</p> <p>Frequency (MHz)</p> <p>Site : 03CH13-HY Condition: PEAK_BE_74 3m HORN_91200_1326 VERTICAL : RBW:1000.000kHz VBW:3000.000kHz SWT:Auto</p> <table border="1"> <thead> <tr> <th>Limit</th> <th>Read</th> <th>Ant</th> <th>Cable</th> <th>Preamp</th> <th>Aux</th> <th>APos</th> <th>TPos</th> <th>Remark</th> </tr> <tr> <th>Freq</th> <th>Level</th> <th>Line</th> <th>Margin</th> <th>Level</th> <th>Factor</th> <th>Loss</th> <th>Factor</th> <th>Factor</th> </tr> <tr> <th>MHz</th> <th>dBuV/m</th> <th>dBuV/m</th> <th>dB</th> <th>dBuV</th> <th>dB/m</th> <th>dB</th> <th>dB</th> <th>cm</th> <th>deg</th> </tr> </thead> <tbody> <tr> <td>1</td> <td>5045.32</td> <td>50.36</td> <td>74.00</td> <td>-23.64</td> <td>44.36</td> <td>33.21</td> <td>9.92</td> <td>37.13</td> <td>0.00</td> <td>304</td> <td>216</td> <td>PEAK</td> </tr> </tbody> </table>	Limit	Read	Ant	Cable	Preamp	Aux	APos	TPos	Remark	Freq	Level	Line	Margin	Level	Factor	Loss	Factor	Factor	MHz	dBuV/m	dBuV/m	dB	dBuV	dB/m	dB	dB	cm	deg	1	5045.32	50.36	74.00	-23.64	44.36	33.21	9.92	37.13	0.00	304	216	PEAK	 <p>Level (dBuV/m)</p> <p>Frequency (MHz)</p> <p>Site : 03CH13-HY Condition: PEAK(UNII) 3m HORN_91200_1326 VERTICAL : RBW:1000.000kHz VBW:3000.000kHz SWT:Auto</p> <table border="1"> <thead> <tr> <th>Limit</th> <th>Read</th> <th>Ant</th> <th>Cable</th> <th>Preamp</th> <th>Aux</th> <th>APos</th> <th>TPos</th> <th>Remark</th> </tr> <tr> <th>Freq</th> <th>Level</th> <th>Line</th> <th>Margin</th> <th>Level</th> <th>Factor</th> <th>Loss</th> <th>Factor</th> <th>Factor</th> </tr> <tr> <th>MHz</th> <th>dBuV/m</th> <th>dBuV/m</th> <th>dB</th> <th>dBuV</th> <th>dB/m</th> <th>dB</th> <th>dB</th> <th>cm</th> <th>deg</th> </tr> </thead> <tbody> <tr> <td>1</td> <td>5220.00</td> <td>101.38</td> <td>-----</td> <td>-----</td> <td>94.89</td> <td>33.26</td> <td>10.24</td> <td>37.01</td> <td>0.00</td> <td>304</td> <td>216</td> <td>PEAK</td> </tr> </tbody> </table>	Limit	Read	Ant	Cable	Preamp	Aux	APos	TPos	Remark	Freq	Level	Line	Margin	Level	Factor	Loss	Factor	Factor	MHz	dBuV/m	dBuV/m	dB	dBuV	dB/m	dB	dB	cm	deg	1	5220.00	101.38	-----	-----	94.89	33.26	10.24	37.01	0.00	304	216	PEAK
	Limit	Read	Ant	Cable	Preamp	Aux	APos	TPos	Remark																																																																											
Freq	Level	Line	Margin	Level	Factor	Loss	Factor	Factor																																																																												
MHz	dBuV/m	dBuV/m	dB	dBuV	dB/m	dB	dB	cm	deg																																																																											
1	5045.32	50.36	74.00	-23.64	44.36	33.21	9.92	37.13	0.00	304	216	PEAK																																																																								
Limit	Read	Ant	Cable	Preamp	Aux	APos	TPos	Remark																																																																												
Freq	Level	Line	Margin	Level	Factor	Loss	Factor	Factor																																																																												
MHz	dBuV/m	dBuV/m	dB	dBuV	dB/m	dB	dB	cm	deg																																																																											
1	5220.00	101.38	-----	-----	94.89	33.26	10.24	37.01	0.00	304	216	PEAK																																																																								
Avg	 <p>Level (dBuV/m)</p> <p>Frequency (MHz)</p> <p>Site : 03CH13-HY Condition: AVG_BE_54 3m HORN_91200_1326 VERTICAL : RBW:1000.000kHz VBW:0.300kHz SWT:Auto</p> <table border="1"> <thead> <tr> <th>Limit</th> <th>Read</th> <th>Ant</th> <th>Cable</th> <th>Preamp</th> <th>Aux</th> <th>APos</th> <th>TPos</th> <th>Remark</th> </tr> <tr> <th>Freq</th> <th>Level</th> <th>Line</th> <th>Margin</th> <th>Level</th> <th>Factor</th> <th>Loss</th> <th>Factor</th> <th>Factor</th> </tr> <tr> <th>MHz</th> <th>dBuV/m</th> <th>dBuV/m</th> <th>dB</th> <th>dBuV</th> <th>dB/m</th> <th>dB</th> <th>dB</th> <th>cm</th> <th>deg</th> </tr> </thead> <tbody> <tr> <td>1</td> <td>5052.00</td> <td>40.27</td> <td>54.00</td> <td>-13.73</td> <td>34.26</td> <td>33.19</td> <td>9.94</td> <td>37.12</td> <td>0.00</td> <td>304</td> <td>216</td> <td>AVERAGE</td> </tr> </tbody> </table>	Limit	Read	Ant	Cable	Preamp	Aux	APos	TPos	Remark	Freq	Level	Line	Margin	Level	Factor	Loss	Factor	Factor	MHz	dBuV/m	dBuV/m	dB	dBuV	dB/m	dB	dB	cm	deg	1	5052.00	40.27	54.00	-13.73	34.26	33.19	9.94	37.12	0.00	304	216	AVERAGE	 <p>Level (dBuV/m)</p> <p>Frequency (MHz)</p> <p>Site : 03CH13-HY Condition: AVG_54 3m HORN_91200_1326 VERTICAL : RBW:1000.000kHz VBW:0.300kHz SWT:Auto</p> <table border="1"> <thead> <tr> <th>Limit</th> <th>Read</th> <th>Ant</th> <th>Cable</th> <th>Preamp</th> <th>Aux</th> <th>APos</th> <th>TPos</th> <th>Remark</th> </tr> <tr> <th>Freq</th> <th>Level</th> <th>Line</th> <th>Margin</th> <th>Level</th> <th>Factor</th> <th>Loss</th> <th>Factor</th> <th>Factor</th> </tr> <tr> <th>MHz</th> <th>dBuV/m</th> <th>dBuV/m</th> <th>dB</th> <th>dBuV</th> <th>dB/m</th> <th>dB</th> <th>dB</th> <th>cm</th> <th>deg</th> </tr> </thead> <tbody> <tr> <td>1</td> <td>5220.00</td> <td>93.00</td> <td>-----</td> <td>-----</td> <td>87.31</td> <td>33.26</td> <td>10.24</td> <td>37.01</td> <td>0.00</td> <td>304</td> <td>216</td> <td>AVERAGE</td> </tr> </tbody> </table>	Limit	Read	Ant	Cable	Preamp	Aux	APos	TPos	Remark	Freq	Level	Line	Margin	Level	Factor	Loss	Factor	Factor	MHz	dBuV/m	dBuV/m	dB	dBuV	dB/m	dB	dB	cm	deg	1	5220.00	93.00	-----	-----	87.31	33.26	10.24	37.01	0.00	304	216	AVERAGE
Limit	Read	Ant	Cable	Preamp	Aux	APos	TPos	Remark																																																																												
Freq	Level	Line	Margin	Level	Factor	Loss	Factor	Factor																																																																												
MHz	dBuV/m	dBuV/m	dB	dBuV	dB/m	dB	dB	cm	deg																																																																											
1	5052.00	40.27	54.00	-13.73	34.26	33.19	9.94	37.12	0.00	304	216	AVERAGE																																																																								
Limit	Read	Ant	Cable	Preamp	Aux	APos	TPos	Remark																																																																												
Freq	Level	Line	Margin	Level	Factor	Loss	Factor	Factor																																																																												
MHz	dBuV/m	dBuV/m	dB	dBuV	dB/m	dB	dB	cm	deg																																																																											
1	5220.00	93.00	-----	-----	87.31	33.26	10.24	37.01	0.00	304	216	AVERAGE																																																																								



Mode	2																																							
	Band Edge - R																																							
	U-NII-1_5.15-5.25_802.11a_CH44_5220MHz																																							
ANT	1																																							
Pol.	Vertical	Fundamental																																						
Peak	<p>Site : 03CH13-HY Condition: PEAK_BE_74 3m HORN 91200 1326 VERTICAL : RBW:1000.000kHz VBW:3000.000kHz SNT:Auto</p> <table border="1"> <thead> <tr> <th>Limit</th> <th>Read</th> <th>Ant</th> <th>Cable</th> <th>Preamp</th> <th>Aux</th> <th>APos</th> <th>TPos</th> <th>Remark</th> </tr> <tr> <th>Freq</th> <th>Level</th> <th>Line</th> <th>Margin</th> <th>Level</th> <th>Factor</th> <th>Loss</th> <th>Factor</th> <th>Factor</th> </tr> <tr> <th>MHz</th> <th>dBuV/m</th> <th>dBuV/m</th> <th>dB</th> <th>dBuV</th> <th>dB/m</th> <th>dB</th> <th>dB</th> <th>cm</th> <th>deg</th> </tr> </thead> <tbody> <tr> <td>1 5421.60</td> <td>50.58</td> <td>74.00</td> <td>-23.42</td> <td>44.04</td> <td>33.10</td> <td>10.31</td> <td>36.87</td> <td>0.00</td> <td>304 216 PEAK</td> </tr> </tbody> </table>	Limit	Read	Ant	Cable	Preamp	Aux	APos	TPos	Remark	Freq	Level	Line	Margin	Level	Factor	Loss	Factor	Factor	MHz	dBuV/m	dBuV/m	dB	dBuV	dB/m	dB	dB	cm	deg	1 5421.60	50.58	74.00	-23.42	44.04	33.10	10.31	36.87	0.00	304 216 PEAK	Blank
Limit	Read	Ant	Cable	Preamp	Aux	APos	TPos	Remark																																
Freq	Level	Line	Margin	Level	Factor	Loss	Factor	Factor																																
MHz	dBuV/m	dBuV/m	dB	dBuV	dB/m	dB	dB	cm	deg																															
1 5421.60	50.58	74.00	-23.42	44.04	33.10	10.31	36.87	0.00	304 216 PEAK																															
Avg	<p>Site : 03CH13-HY Condition: AVG_BE_54 3m HORN 91200 1326 VERTICAL : RBW:1000.000kHz VBW:0.300kHz SNT:Auto</p> <table border="1"> <thead> <tr> <th>Limit</th> <th>Read</th> <th>Ant</th> <th>Cable</th> <th>Preamp</th> <th>Aux</th> <th>APos</th> <th>TPos</th> <th>Remark</th> </tr> <tr> <th>Freq</th> <th>Level</th> <th>Line</th> <th>Margin</th> <th>Level</th> <th>Factor</th> <th>Loss</th> <th>Factor</th> <th>Factor</th> </tr> <tr> <th>MHz</th> <th>dBuV/m</th> <th>dBuV/m</th> <th>dB</th> <th>dBuV</th> <th>dB/m</th> <th>dB</th> <th>dB</th> <th>cm</th> <th>deg</th> </tr> </thead> <tbody> <tr> <td>1 5460.00</td> <td>39.13</td> <td>54.00</td> <td>-14.87</td> <td>32.57</td> <td>33.10</td> <td>10.31</td> <td>36.85</td> <td>0.00</td> <td>304 216 AVERAGE</td> </tr> </tbody> </table>	Limit	Read	Ant	Cable	Preamp	Aux	APos	TPos	Remark	Freq	Level	Line	Margin	Level	Factor	Loss	Factor	Factor	MHz	dBuV/m	dBuV/m	dB	dBuV	dB/m	dB	dB	cm	deg	1 5460.00	39.13	54.00	-14.87	32.57	33.10	10.31	36.85	0.00	304 216 AVERAGE	Blank
Limit	Read	Ant	Cable	Preamp	Aux	APos	TPos	Remark																																
Freq	Level	Line	Margin	Level	Factor	Loss	Factor	Factor																																
MHz	dBuV/m	dBuV/m	dB	dBuV	dB/m	dB	dB	cm	deg																															
1 5460.00	39.13	54.00	-14.87	32.57	33.10	10.31	36.85	0.00	304 216 AVERAGE																															



Mode	2																																																																																																															
	Harmonic																																																																																																															
	U-NII-1_5.15-5.25_802.11a_CH44_5220MHz																																																																																																															
ANT	1																																																																																																															
Pol.	Horizontal	Vertical																																																																																																														
Peak Avg	<p>Site : 03CH13-HY Condition: PEAK(UNII) 3m HORN_91280_1326 HORIZONTAL</p> <table border="1"> <thead> <tr> <th></th> <th>Limit</th> <th>Read</th> <th>Ant</th> <th>Cable</th> <th>Preamp</th> <th>Aux</th> <th>APos</th> <th>TPos</th> <th></th> </tr> <tr> <th>Freq</th> <th>Level</th> <th>Line Margin</th> <th>Level</th> <th>Factor</th> <th>Loss Factor</th> <th>Factor</th> <th></th> <th></th> <th>Remark</th> </tr> <tr> <th></th> <th>MHz</th> <th>dBuV/m</th> <th>dBuV/m</th> <th>dB</th> <th>dBuV</th> <th>dB/m</th> <th>dB</th> <th>dB</th> <th>cm</th> <th>deg</th> </tr> </thead> <tbody> <tr> <td>1</td> <td>10440.00</td> <td>47.06</td> <td>68.20</td> <td>-21.14</td> <td>48.81</td> <td>38.90</td> <td>15.39</td> <td>56.58</td> <td>0.54</td> <td>--</td> <td>PEAK</td> </tr> <tr> <td>2</td> <td>15660.00</td> <td>43.97</td> <td>74.00</td> <td>-30.03</td> <td>42.61</td> <td>37.94</td> <td>18.86</td> <td>56.26</td> <td>0.82</td> <td>--</td> <td>PEAK</td> </tr> </tbody> </table>		Limit	Read	Ant	Cable	Preamp	Aux	APos	TPos		Freq	Level	Line Margin	Level	Factor	Loss Factor	Factor			Remark		MHz	dBuV/m	dBuV/m	dB	dBuV	dB/m	dB	dB	cm	deg	1	10440.00	47.06	68.20	-21.14	48.81	38.90	15.39	56.58	0.54	--	PEAK	2	15660.00	43.97	74.00	-30.03	42.61	37.94	18.86	56.26	0.82	--	PEAK	<p>Site : 03CH13-HY Condition: PEAK(UNII) 3m HORN_91280_1326 VERTICAL</p> <table border="1"> <thead> <tr> <th></th> <th>Limit</th> <th>Read</th> <th>Ant</th> <th>Cable</th> <th>Preamp</th> <th>Aux</th> <th>APos</th> <th>TPos</th> <th></th> </tr> <tr> <th>Freq</th> <th>Level</th> <th>Line Margin</th> <th>Level</th> <th>Factor</th> <th>Loss Factor</th> <th>Factor</th> <th></th> <th></th> <th>Remark</th> </tr> <tr> <th></th> <th>MHz</th> <th>dBuV/m</th> <th>dBuV/m</th> <th>dB</th> <th>dBuV</th> <th>dB/m</th> <th>dB</th> <th>dB</th> <th>cm</th> <th>deg</th> </tr> </thead> <tbody> <tr> <td>1</td> <td>10440.00</td> <td>47.04</td> <td>68.20</td> <td>-21.16</td> <td>48.79</td> <td>38.90</td> <td>15.39</td> <td>56.58</td> <td>0.54</td> <td>--</td> <td>PEAK</td> </tr> <tr> <td>2</td> <td>15660.00</td> <td>43.96</td> <td>74.00</td> <td>-30.04</td> <td>42.60</td> <td>37.94</td> <td>18.86</td> <td>56.26</td> <td>0.82</td> <td>--</td> <td>PEAK</td> </tr> </tbody> </table>		Limit	Read	Ant	Cable	Preamp	Aux	APos	TPos		Freq	Level	Line Margin	Level	Factor	Loss Factor	Factor			Remark		MHz	dBuV/m	dBuV/m	dB	dBuV	dB/m	dB	dB	cm	deg	1	10440.00	47.04	68.20	-21.16	48.79	38.90	15.39	56.58	0.54	--	PEAK	2	15660.00	43.96	74.00	-30.04	42.60	37.94	18.86	56.26	0.82	--	PEAK
		Limit	Read	Ant	Cable	Preamp	Aux	APos	TPos																																																																																																							
Freq	Level	Line Margin	Level	Factor	Loss Factor	Factor			Remark																																																																																																							
	MHz	dBuV/m	dBuV/m	dB	dBuV	dB/m	dB	dB	cm	deg																																																																																																						
1	10440.00	47.06	68.20	-21.14	48.81	38.90	15.39	56.58	0.54	--	PEAK																																																																																																					
2	15660.00	43.97	74.00	-30.03	42.61	37.94	18.86	56.26	0.82	--	PEAK																																																																																																					
	Limit	Read	Ant	Cable	Preamp	Aux	APos	TPos																																																																																																								
Freq	Level	Line Margin	Level	Factor	Loss Factor	Factor			Remark																																																																																																							
	MHz	dBuV/m	dBuV/m	dB	dBuV	dB/m	dB	dB	cm	deg																																																																																																						
1	10440.00	47.04	68.20	-21.16	48.79	38.90	15.39	56.58	0.54	--	PEAK																																																																																																					
2	15660.00	43.96	74.00	-30.04	42.60	37.94	18.86	56.26	0.82	--	PEAK																																																																																																					



	2	
Mode	Harmonic	
	U-NII-1_5.15-5.25_802.11a_CH44_5220MHz	
ANT	1	
Pol.	Horizontal	Vertical
14.47G ~14.5G Avg	<p>Site : 03CH13-HY Condition: AVG_54 3m HORN_91280_1326 HORIZONTAL</p>	<p>Site : 03CH13-HY Condition: AVG_54 3m HORN_91280_1326 VERTICAL</p>
	<p>Site : 03CH13-HY Condition: AVG_54 3m HORN_91280_1326 HORIZONTAL</p>	<p>Site : 03CH13-HY Condition: AVG_54 3m HORN_91280_1326 VERTICAL</p>



Mode	3																																																																													
	Band Edge - L																																																																													
	U-NII-1_5.15-5.25_802.11a_CH48_5240MHz																																																																													
ANT	1																																																																													
Pol.	Horizontal	Fundamental																																																																												
Peak	<p>Site : 03CH13-HY Condition: PEAK_BE_74 3m HORN_91200_1326 HORIZONTAL : RBW:1000.000kHz VBW:3000.000kHz SWT:Auto</p> <table border="1"> <thead> <tr> <th>Limit</th> <th>Read</th> <th>Ant</th> <th>Cable</th> <th>Preamp</th> <th>Aux</th> <th>APos</th> <th>TPos</th> <th>Remark</th> </tr> <tr> <th>Freq</th> <th>Level</th> <th>Line</th> <th>Margin</th> <th>Level</th> <th>Factor</th> <th>Loss</th> <th>Factor</th> <th>Factor</th> </tr> <tr> <th>MHz</th> <th>dBuV/m</th> <th>dBuV/m</th> <th>dB</th> <th>dBuV</th> <th>dB/m</th> <th>dB</th> <th>dB</th> <th>cm</th> <th>deg</th> </tr> </thead> <tbody> <tr> <td>1 5071.52</td> <td>50.72</td> <td>74.00</td> <td>-23.28</td> <td>44.70</td> <td>33.16</td> <td>9.97</td> <td>37.11</td> <td>0.00</td> <td>112 109 PEAK</td> </tr> </tbody> </table>	Limit	Read	Ant	Cable	Preamp	Aux	APos	TPos	Remark	Freq	Level	Line	Margin	Level	Factor	Loss	Factor	Factor	MHz	dBuV/m	dBuV/m	dB	dBuV	dB/m	dB	dB	cm	deg	1 5071.52	50.72	74.00	-23.28	44.70	33.16	9.97	37.11	0.00	112 109 PEAK	<p>Site : 03CH13-HY Condition: PEAK(UNII) 3m HORN_91200_1326 HORIZONTAL : RBW:1000.000kHz VBW:3000.000kHz SWT:Auto</p> <table border="1"> <thead> <tr> <th>Limit</th> <th>Read</th> <th>Ant</th> <th>Cable</th> <th>Preamp</th> <th>Aux</th> <th>APos</th> <th>TPos</th> <th>Remark</th> </tr> <tr> <th>Freq</th> <th>Level</th> <th>Line</th> <th>Margin</th> <th>Level</th> <th>Factor</th> <th>Loss</th> <th>Factor</th> <th>Factor</th> </tr> <tr> <th>MHz</th> <th>dBuV/m</th> <th>dBuV/m</th> <th>dB</th> <th>dBuV</th> <th>dB/m</th> <th>dB</th> <th>dB</th> <th>cm</th> <th>deg</th> </tr> </thead> <tbody> <tr> <td>1 5240.00</td> <td>100.16</td> <td>-----</td> <td>-----</td> <td>93.69</td> <td>33.22</td> <td>10.25</td> <td>37.00</td> <td>0.00</td> <td>112 109 PEAK</td> </tr> </tbody> </table>	Limit	Read	Ant	Cable	Preamp	Aux	APos	TPos	Remark	Freq	Level	Line	Margin	Level	Factor	Loss	Factor	Factor	MHz	dBuV/m	dBuV/m	dB	dBuV	dB/m	dB	dB	cm	deg	1 5240.00	100.16	-----	-----	93.69	33.22	10.25	37.00	0.00	112 109 PEAK
Limit	Read	Ant	Cable	Preamp	Aux	APos	TPos	Remark																																																																						
Freq	Level	Line	Margin	Level	Factor	Loss	Factor	Factor																																																																						
MHz	dBuV/m	dBuV/m	dB	dBuV	dB/m	dB	dB	cm	deg																																																																					
1 5071.52	50.72	74.00	-23.28	44.70	33.16	9.97	37.11	0.00	112 109 PEAK																																																																					
Limit	Read	Ant	Cable	Preamp	Aux	APos	TPos	Remark																																																																						
Freq	Level	Line	Margin	Level	Factor	Loss	Factor	Factor																																																																						
MHz	dBuV/m	dBuV/m	dB	dBuV	dB/m	dB	dB	cm	deg																																																																					
1 5240.00	100.16	-----	-----	93.69	33.22	10.25	37.00	0.00	112 109 PEAK																																																																					
Avg	<p>Site : 03CH13-HY Condition: AVG_BE_54 3m HORN_91200_1326 HORIZONTAL : RBW:1000.000kHz VBW:0.300kHz SWT:Auto</p> <table border="1"> <thead> <tr> <th>Limit</th> <th>Read</th> <th>Ant</th> <th>Cable</th> <th>Preamp</th> <th>Aux</th> <th>APos</th> <th>TPos</th> <th>Remark</th> </tr> <tr> <th>Freq</th> <th>Level</th> <th>Line</th> <th>Margin</th> <th>Level</th> <th>Factor</th> <th>Loss</th> <th>Factor</th> <th>Factor</th> </tr> <tr> <th>MHz</th> <th>dBuV/m</th> <th>dBuV/m</th> <th>dB</th> <th>dBuV</th> <th>dB/m</th> <th>dB</th> <th>dB</th> <th>cm</th> <th>deg</th> </tr> </thead> <tbody> <tr> <td>1 5054.40</td> <td>39.98</td> <td>54.00</td> <td>-14.02</td> <td>33.97</td> <td>33.19</td> <td>9.94</td> <td>37.12</td> <td>0.00</td> <td>112 109 AVERAGE</td> </tr> </tbody> </table>	Limit	Read	Ant	Cable	Preamp	Aux	APos	TPos	Remark	Freq	Level	Line	Margin	Level	Factor	Loss	Factor	Factor	MHz	dBuV/m	dBuV/m	dB	dBuV	dB/m	dB	dB	cm	deg	1 5054.40	39.98	54.00	-14.02	33.97	33.19	9.94	37.12	0.00	112 109 AVERAGE	<p>Site : 03CH13-HY Condition: AVG_54 3m HORN_91200_1326 HORIZONTAL : RBW:1000.000kHz VBW:0.300kHz SWT:Auto</p> <table border="1"> <thead> <tr> <th>Limit</th> <th>Read</th> <th>Ant</th> <th>Cable</th> <th>Preamp</th> <th>Aux</th> <th>APos</th> <th>TPos</th> <th>Remark</th> </tr> <tr> <th>Freq</th> <th>Level</th> <th>Line</th> <th>Margin</th> <th>Level</th> <th>Factor</th> <th>Loss</th> <th>Factor</th> <th>Factor</th> </tr> <tr> <th>MHz</th> <th>dBuV/m</th> <th>dBuV/m</th> <th>dB</th> <th>dBuV</th> <th>dB/m</th> <th>dB</th> <th>dB</th> <th>cm</th> <th>deg</th> </tr> </thead> <tbody> <tr> <td>1 5240.00</td> <td>92.58</td> <td>-----</td> <td>-----</td> <td>86.11</td> <td>33.23</td> <td>10.24</td> <td>37.00</td> <td>0.00</td> <td>112 109 AVERAGE</td> </tr> </tbody> </table>	Limit	Read	Ant	Cable	Preamp	Aux	APos	TPos	Remark	Freq	Level	Line	Margin	Level	Factor	Loss	Factor	Factor	MHz	dBuV/m	dBuV/m	dB	dBuV	dB/m	dB	dB	cm	deg	1 5240.00	92.58	-----	-----	86.11	33.23	10.24	37.00	0.00	112 109 AVERAGE
Limit	Read	Ant	Cable	Preamp	Aux	APos	TPos	Remark																																																																						
Freq	Level	Line	Margin	Level	Factor	Loss	Factor	Factor																																																																						
MHz	dBuV/m	dBuV/m	dB	dBuV	dB/m	dB	dB	cm	deg																																																																					
1 5054.40	39.98	54.00	-14.02	33.97	33.19	9.94	37.12	0.00	112 109 AVERAGE																																																																					
Limit	Read	Ant	Cable	Preamp	Aux	APos	TPos	Remark																																																																						
Freq	Level	Line	Margin	Level	Factor	Loss	Factor	Factor																																																																						
MHz	dBuV/m	dBuV/m	dB	dBuV	dB/m	dB	dB	cm	deg																																																																					
1 5240.00	92.58	-----	-----	86.11	33.23	10.24	37.00	0.00	112 109 AVERAGE																																																																					



Mode	3																																														
	Band Edge - R																																														
	U-NII-1_5.15-5.25_802.11a_CH48_5240MHz																																														
ANT	1																																														
Pol.	Horizontal	Fundamental																																													
Peak	<p>Site : 03CH13-HY Condition: PEAK_BE_74 3m HORN_91200_1326 HORIZONTAL : RBW:1000.000kHz VBW:3000.000kHz SMT:Auto</p> <table border="1"> <thead> <tr> <th>Limit</th> <th>Read</th> <th>Ant</th> <th>Cable</th> <th>Preamp</th> <th>Aux</th> <th>APos</th> <th>TPos</th> <th>Remark</th> </tr> <tr> <th>Freq</th> <th>Level</th> <th>Line</th> <th>Margin</th> <th>Level</th> <th>Factor</th> <th>Loss</th> <th>Factor</th> <th>Factor</th> </tr> <tr> <th>MHz</th> <th>dBuV/m</th> <th>dBuV/m</th> <th>dB</th> <th>dBuV</th> <th>dB/m</th> <th>dB</th> <th>dB</th> <th>cm</th> </tr> </thead> <tbody> <tr> <td>1 5416.66</td> <td>49.31</td> <td>74.00</td> <td>-24.69</td> <td>42.78</td> <td>33.10</td> <td>10.31</td> <td>36.88</td> <td>0.00</td> </tr> <tr> <td></td> <td></td> <td></td> <td></td> <td></td> <td></td> <td></td> <td></td> <td>112 109 PEAK</td> </tr> </tbody> </table>	Limit	Read	Ant	Cable	Preamp	Aux	APos	TPos	Remark	Freq	Level	Line	Margin	Level	Factor	Loss	Factor	Factor	MHz	dBuV/m	dBuV/m	dB	dBuV	dB/m	dB	dB	cm	1 5416.66	49.31	74.00	-24.69	42.78	33.10	10.31	36.88	0.00									112 109 PEAK	Blank
Limit	Read	Ant	Cable	Preamp	Aux	APos	TPos	Remark																																							
Freq	Level	Line	Margin	Level	Factor	Loss	Factor	Factor																																							
MHz	dBuV/m	dBuV/m	dB	dBuV	dB/m	dB	dB	cm																																							
1 5416.66	49.31	74.00	-24.69	42.78	33.10	10.31	36.88	0.00																																							
								112 109 PEAK																																							
Avg	<p>Site : 03CH13-HY Condition: AVG_BE_54 3m HORN_91200_1326 HORIZONTAL : RBW:1000.000kHz VBW:0.300kHz SMT:Auto</p> <table border="1"> <thead> <tr> <th>Limit</th> <th>Read</th> <th>Ant</th> <th>Cable</th> <th>Preamp</th> <th>Aux</th> <th>APos</th> <th>TPos</th> <th>Remark</th> </tr> <tr> <th>Freq</th> <th>Level</th> <th>Line</th> <th>Margin</th> <th>Level</th> <th>Factor</th> <th>Loss</th> <th>Factor</th> <th>Factor</th> </tr> <tr> <th>MHz</th> <th>dBuV/m</th> <th>dBuV/m</th> <th>dB</th> <th>dBuV</th> <th>dB/m</th> <th>dB</th> <th>dB</th> <th>cm</th> </tr> </thead> <tbody> <tr> <td>1 5454.06</td> <td>39.17</td> <td>54.00</td> <td>-14.83</td> <td>32.61</td> <td>33.10</td> <td>10.31</td> <td>36.85</td> <td>0.00</td> </tr> <tr> <td></td> <td></td> <td></td> <td></td> <td></td> <td></td> <td></td> <td></td> <td>112 109 AVERAGE</td> </tr> </tbody> </table>	Limit	Read	Ant	Cable	Preamp	Aux	APos	TPos	Remark	Freq	Level	Line	Margin	Level	Factor	Loss	Factor	Factor	MHz	dBuV/m	dBuV/m	dB	dBuV	dB/m	dB	dB	cm	1 5454.06	39.17	54.00	-14.83	32.61	33.10	10.31	36.85	0.00									112 109 AVERAGE	Blank
Limit	Read	Ant	Cable	Preamp	Aux	APos	TPos	Remark																																							
Freq	Level	Line	Margin	Level	Factor	Loss	Factor	Factor																																							
MHz	dBuV/m	dBuV/m	dB	dBuV	dB/m	dB	dB	cm																																							
1 5454.06	39.17	54.00	-14.83	32.61	33.10	10.31	36.85	0.00																																							
								112 109 AVERAGE																																							



Mode	3																																																																																			
	Band Edge - L																																																																																			
	U-NII-1_5.15-5.25_802.11a_CH48_5240MHz																																																																																			
ANT	1																																																																																			
Pol.	Vertical	Fundamental																																																																																		
Peak	<p>Site : 03CH13-HY Condition: PEAK_BE_74 3m HORN_91200_1326 VERTICAL : RBW:1000.000kHz VBW:3000.000kHz SWT:Auto</p> <table border="1"> <thead> <tr> <th>Limit</th> <th>Read</th> <th>Ant</th> <th>Cable</th> <th>Preamp</th> <th>Aux</th> <th>APos</th> <th>TPos</th> <th>Remark</th> </tr> <tr> <th>Freq</th> <th>Level</th> <th>Line</th> <th>Margin</th> <th>Level</th> <th>Factor</th> <th>Loss</th> <th>Factor</th> <th>Factor</th> </tr> <tr> <th>MHz</th> <th>dBuV/m</th> <th>dBuV/m</th> <th>dB</th> <th>dBuV</th> <th>dB/m</th> <th>dB</th> <th>dB</th> <th>cm</th> <th>deg</th> </tr> </thead> <tbody> <tr> <td>1</td> <td>5069.36</td> <td>52.19</td> <td>74.00</td> <td>-21.81</td> <td>46.17</td> <td>33.16</td> <td>9.97</td> <td>37.11</td> <td>0.00</td> <td>334</td> <td>220</td> <td>PEAK</td> </tr> </tbody> </table>	Limit	Read	Ant	Cable	Preamp	Aux	APos	TPos	Remark	Freq	Level	Line	Margin	Level	Factor	Loss	Factor	Factor	MHz	dBuV/m	dBuV/m	dB	dBuV	dB/m	dB	dB	cm	deg	1	5069.36	52.19	74.00	-21.81	46.17	33.16	9.97	37.11	0.00	334	220	PEAK	<p>Site : 03CH13-HY Condition: PEAK(UNII) 3m HORN_91200_1326 VERTICAL : RBW:1000.000kHz VBW:3000.000kHz SWT:Auto</p> <table border="1"> <thead> <tr> <th>Limit</th> <th>Read</th> <th>Ant</th> <th>Cable</th> <th>Preamp</th> <th>Aux</th> <th>APos</th> <th>TPos</th> <th>Remark</th> </tr> <tr> <th>Freq</th> <th>Level</th> <th>Line</th> <th>Margin</th> <th>Level</th> <th>Factor</th> <th>Loss</th> <th>Factor</th> <th>Factor</th> </tr> <tr> <th>MHz</th> <th>dBuV/m</th> <th>dBuV/m</th> <th>dB</th> <th>dBuV</th> <th>dB/m</th> <th>dB</th> <th>dB</th> <th>cm</th> <th>deg</th> </tr> </thead> <tbody> <tr> <td>1</td> <td>5240.00</td> <td>101.82</td> <td>-----</td> <td>-----</td> <td>95.35</td> <td>33.22</td> <td>10.25</td> <td>37.00</td> <td>0.00</td> <td>334</td> <td>220</td> <td>PEAK</td> </tr> </tbody> </table>	Limit	Read	Ant	Cable	Preamp	Aux	APos	TPos	Remark	Freq	Level	Line	Margin	Level	Factor	Loss	Factor	Factor	MHz	dBuV/m	dBuV/m	dB	dBuV	dB/m	dB	dB	cm	deg	1	5240.00	101.82	-----	-----	95.35	33.22	10.25	37.00	0.00	334	220	PEAK
	Limit	Read	Ant	Cable	Preamp	Aux	APos	TPos	Remark																																																																											
Freq	Level	Line	Margin	Level	Factor	Loss	Factor	Factor																																																																												
MHz	dBuV/m	dBuV/m	dB	dBuV	dB/m	dB	dB	cm	deg																																																																											
1	5069.36	52.19	74.00	-21.81	46.17	33.16	9.97	37.11	0.00	334	220	PEAK																																																																								
Limit	Read	Ant	Cable	Preamp	Aux	APos	TPos	Remark																																																																												
Freq	Level	Line	Margin	Level	Factor	Loss	Factor	Factor																																																																												
MHz	dBuV/m	dBuV/m	dB	dBuV	dB/m	dB	dB	cm	deg																																																																											
1	5240.00	101.82	-----	-----	95.35	33.22	10.25	37.00	0.00	334	220	PEAK																																																																								
Avg	<p>Site : 03CH13-HY Condition: AVG_BE_54 3m HORN_91200_1326 VERTICAL : RBW:1000.000kHz VBW:0.300kHz SWT:Auto</p> <table border="1"> <thead> <tr> <th>Limit</th> <th>Read</th> <th>Ant</th> <th>Cable</th> <th>Preamp</th> <th>Aux</th> <th>APos</th> <th>TPos</th> <th>Remark</th> </tr> <tr> <th>Freq</th> <th>Level</th> <th>Line</th> <th>Margin</th> <th>Level</th> <th>Factor</th> <th>Loss</th> <th>Factor</th> <th>Factor</th> </tr> <tr> <th>MHz</th> <th>dBuV/m</th> <th>dBuV/m</th> <th>dB</th> <th>dBuV</th> <th>dB/m</th> <th>dB</th> <th>dB</th> <th>cm</th> <th>deg</th> </tr> </thead> <tbody> <tr> <td>1</td> <td>5085.60</td> <td>40.10</td> <td>54.00</td> <td>-13.90</td> <td>34.07</td> <td>33.13</td> <td>10.00</td> <td>37.10</td> <td>0.00</td> <td>334</td> <td>220</td> <td>AVERAGE</td> </tr> </tbody> </table>	Limit	Read	Ant	Cable	Preamp	Aux	APos	TPos	Remark	Freq	Level	Line	Margin	Level	Factor	Loss	Factor	Factor	MHz	dBuV/m	dBuV/m	dB	dBuV	dB/m	dB	dB	cm	deg	1	5085.60	40.10	54.00	-13.90	34.07	33.13	10.00	37.10	0.00	334	220	AVERAGE	<p>Site : 03CH13-HY Condition: AVG_54 3m HORN_91200_1326 VERTICAL : RBW:1000.000kHz VBW:0.300kHz SWT:Auto</p> <table border="1"> <thead> <tr> <th>Limit</th> <th>Read</th> <th>Ant</th> <th>Cable</th> <th>Preamp</th> <th>Aux</th> <th>APos</th> <th>TPos</th> <th>Remark</th> </tr> <tr> <th>Freq</th> <th>Level</th> <th>Line</th> <th>Margin</th> <th>Level</th> <th>Factor</th> <th>Loss</th> <th>Factor</th> <th>Factor</th> </tr> <tr> <th>MHz</th> <th>dBuV/m</th> <th>dBuV/m</th> <th>dB</th> <th>dBuV</th> <th>dB/m</th> <th>dB</th> <th>dB</th> <th>cm</th> <th>deg</th> </tr> </thead> <tbody> <tr> <td>1</td> <td>5240.00</td> <td>94.15</td> <td>-----</td> <td>-----</td> <td>87.60</td> <td>33.22</td> <td>10.25</td> <td>37.00</td> <td>0.00</td> <td>334</td> <td>220</td> <td>AVERAGE</td> </tr> </tbody> </table>	Limit	Read	Ant	Cable	Preamp	Aux	APos	TPos	Remark	Freq	Level	Line	Margin	Level	Factor	Loss	Factor	Factor	MHz	dBuV/m	dBuV/m	dB	dBuV	dB/m	dB	dB	cm	deg	1	5240.00	94.15	-----	-----	87.60	33.22	10.25	37.00	0.00	334	220	AVERAGE
Limit	Read	Ant	Cable	Preamp	Aux	APos	TPos	Remark																																																																												
Freq	Level	Line	Margin	Level	Factor	Loss	Factor	Factor																																																																												
MHz	dBuV/m	dBuV/m	dB	dBuV	dB/m	dB	dB	cm	deg																																																																											
1	5085.60	40.10	54.00	-13.90	34.07	33.13	10.00	37.10	0.00	334	220	AVERAGE																																																																								
Limit	Read	Ant	Cable	Preamp	Aux	APos	TPos	Remark																																																																												
Freq	Level	Line	Margin	Level	Factor	Loss	Factor	Factor																																																																												
MHz	dBuV/m	dBuV/m	dB	dBuV	dB/m	dB	dB	cm	deg																																																																											
1	5240.00	94.15	-----	-----	87.60	33.22	10.25	37.00	0.00	334	220	AVERAGE																																																																								



Mode	3																																																																
	Band Edge - R																																																																
	U-NII-1_5.15-5.25_802.11a_CH48_5240MHz																																																																
ANT	1																																																																
Pol.	Vertical	Fundamental																																																															
Peak	<p>Site : 03CH13-HY Condition: PEAK_BE_74 3m HORN 91200 1326 VERTICAL : RBW:1000.000kHz VBW:3000.000kHz SNT:Auto</p> <table border="1"> <thead> <tr> <th>Limit</th> <th>Read</th> <th>Ant</th> <th>Cable</th> <th>Preamp</th> <th>Aux</th> <th>APos</th> <th>TPos</th> <th>Remark</th> </tr> <tr> <th>Freq</th> <th>Level</th> <th>Line</th> <th>Margin</th> <th>Level</th> <th>Factor</th> <th>Loss</th> <th>Factor</th> <th>Factor</th> </tr> <tr> <th>MHz</th> <th>dBuV/m</th> <th>dBuV/m</th> <th>dB</th> <th>dBuV</th> <th>dB/m</th> <th>dB</th> <th>dB</th> <th>cm</th> </tr> </thead> <tbody> <tr> <td>1 5424.14</td> <td>49.31</td> <td>74.00</td> <td>-24.69</td> <td>42.77</td> <td>33.10</td> <td>10.31</td> <td>36.87</td> <td>0.00</td> </tr> <tr> <td></td> <td></td> <td></td> <td></td> <td></td> <td></td> <td></td> <td></td> <td>334</td> </tr> <tr> <td></td> <td></td> <td></td> <td></td> <td></td> <td></td> <td></td> <td></td> <td>220</td> </tr> <tr> <td></td> <td></td> <td></td> <td></td> <td></td> <td></td> <td></td> <td></td> <td>PEAK</td> </tr> </tbody> </table>	Limit	Read	Ant	Cable	Preamp	Aux	APos	TPos	Remark	Freq	Level	Line	Margin	Level	Factor	Loss	Factor	Factor	MHz	dBuV/m	dBuV/m	dB	dBuV	dB/m	dB	dB	cm	1 5424.14	49.31	74.00	-24.69	42.77	33.10	10.31	36.87	0.00									334									220									PEAK	Blank
Limit	Read	Ant	Cable	Preamp	Aux	APos	TPos	Remark																																																									
Freq	Level	Line	Margin	Level	Factor	Loss	Factor	Factor																																																									
MHz	dBuV/m	dBuV/m	dB	dBuV	dB/m	dB	dB	cm																																																									
1 5424.14	49.31	74.00	-24.69	42.77	33.10	10.31	36.87	0.00																																																									
								334																																																									
								220																																																									
								PEAK																																																									
Avg	<p>Site : 03CH13-HY Condition: AVG_BE_54 3m HORN 91200 1326 VERTICAL : RBW:1000.000kHz VBW:0.300kHz SNT:Auto</p> <table border="1"> <thead> <tr> <th>Limit</th> <th>Read</th> <th>Ant</th> <th>Cable</th> <th>Preamp</th> <th>Aux</th> <th>APos</th> <th>TPos</th> <th>Remark</th> </tr> <tr> <th>Freq</th> <th>Level</th> <th>Line</th> <th>Margin</th> <th>Level</th> <th>Factor</th> <th>Loss</th> <th>Factor</th> <th>Factor</th> </tr> <tr> <th>MHz</th> <th>dBuV/m</th> <th>dBuV/m</th> <th>dB</th> <th>dBuV</th> <th>dB/m</th> <th>dB</th> <th>dB</th> <th>cm</th> </tr> </thead> <tbody> <tr> <td>1 5454.28</td> <td>39.25</td> <td>54.00</td> <td>-14.75</td> <td>32.69</td> <td>33.10</td> <td>10.31</td> <td>36.85</td> <td>0.00</td> </tr> <tr> <td></td> <td></td> <td></td> <td></td> <td></td> <td></td> <td></td> <td></td> <td>334</td> </tr> <tr> <td></td> <td></td> <td></td> <td></td> <td></td> <td></td> <td></td> <td></td> <td>220</td> </tr> <tr> <td></td> <td></td> <td></td> <td></td> <td></td> <td></td> <td></td> <td></td> <td>AVERAGE</td> </tr> </tbody> </table>	Limit	Read	Ant	Cable	Preamp	Aux	APos	TPos	Remark	Freq	Level	Line	Margin	Level	Factor	Loss	Factor	Factor	MHz	dBuV/m	dBuV/m	dB	dBuV	dB/m	dB	dB	cm	1 5454.28	39.25	54.00	-14.75	32.69	33.10	10.31	36.85	0.00									334									220									AVERAGE	Blank
Limit	Read	Ant	Cable	Preamp	Aux	APos	TPos	Remark																																																									
Freq	Level	Line	Margin	Level	Factor	Loss	Factor	Factor																																																									
MHz	dBuV/m	dBuV/m	dB	dBuV	dB/m	dB	dB	cm																																																									
1 5454.28	39.25	54.00	-14.75	32.69	33.10	10.31	36.85	0.00																																																									
								334																																																									
								220																																																									
								AVERAGE																																																									



Mode	3																																																																																																															
	Harmonic																																																																																																															
	U-NII-1_5.15-5.25_802.11a_CH48_5240MHz																																																																																																															
ANT	1																																																																																																															
Pol.	Horizontal	Vertical																																																																																																														
Peak Avg	<p>Site : 03CH13-HY Condition: PEAK(UNII) 3m HORN_91280_1326 HORIZONTAL</p> <table border="1"> <thead> <tr> <th></th> <th>Limit</th> <th>Read</th> <th>Ant</th> <th>Cable</th> <th>Preamp</th> <th>Aux</th> <th>APos</th> <th>TPos</th> <th></th> </tr> <tr> <th>Freq</th> <th>Level</th> <th>Line Margin</th> <th>Level</th> <th>Factor</th> <th>Loss Factor</th> <th>Factor</th> <th></th> <th></th> <th>Remark</th> </tr> <tr> <th></th> <th>MHz</th> <th>dBuV/m</th> <th>dBuV/m</th> <th>dB</th> <th>dBuV</th> <th>dB/m</th> <th>dB</th> <th>dB</th> <th>cm</th> <th>deg</th> </tr> </thead> <tbody> <tr> <td>1</td> <td>10480.00</td> <td>46.91</td> <td>68.20</td> <td>-21.29</td> <td>48.58</td> <td>38.90</td> <td>15.41</td> <td>56.52</td> <td>0.54</td> <td>--</td> <td>PEAK</td> </tr> <tr> <td>2</td> <td>15720.00</td> <td>43.71</td> <td>74.00</td> <td>-30.29</td> <td>42.06</td> <td>38.14</td> <td>18.89</td> <td>56.20</td> <td>0.82</td> <td>--</td> <td>PEAK</td> </tr> </tbody> </table>		Limit	Read	Ant	Cable	Preamp	Aux	APos	TPos		Freq	Level	Line Margin	Level	Factor	Loss Factor	Factor			Remark		MHz	dBuV/m	dBuV/m	dB	dBuV	dB/m	dB	dB	cm	deg	1	10480.00	46.91	68.20	-21.29	48.58	38.90	15.41	56.52	0.54	--	PEAK	2	15720.00	43.71	74.00	-30.29	42.06	38.14	18.89	56.20	0.82	--	PEAK	<p>Site : 03CH13-HY Condition: PEAK(UNII) 3m HORN_91280_1326 VERTICAL</p> <table border="1"> <thead> <tr> <th></th> <th>Limit</th> <th>Read</th> <th>Ant</th> <th>Cable</th> <th>Preamp</th> <th>Aux</th> <th>APos</th> <th>TPos</th> <th></th> </tr> <tr> <th>Freq</th> <th>Level</th> <th>Line Margin</th> <th>Level</th> <th>Factor</th> <th>Loss Factor</th> <th>Factor</th> <th></th> <th></th> <th>Remark</th> </tr> <tr> <th></th> <th>MHz</th> <th>dBuV/m</th> <th>dBuV/m</th> <th>dB</th> <th>dBuV</th> <th>dB/m</th> <th>dB</th> <th>dB</th> <th>cm</th> <th>deg</th> </tr> </thead> <tbody> <tr> <td>1</td> <td>10480.00</td> <td>47.34</td> <td>68.20</td> <td>-20.86</td> <td>49.01</td> <td>38.90</td> <td>15.41</td> <td>56.52</td> <td>0.54</td> <td>--</td> <td>PEAK</td> </tr> <tr> <td>2</td> <td>15720.00</td> <td>43.49</td> <td>74.00</td> <td>-30.51</td> <td>41.84</td> <td>38.14</td> <td>18.89</td> <td>56.20</td> <td>0.82</td> <td>--</td> <td>PEAK</td> </tr> </tbody> </table>		Limit	Read	Ant	Cable	Preamp	Aux	APos	TPos		Freq	Level	Line Margin	Level	Factor	Loss Factor	Factor			Remark		MHz	dBuV/m	dBuV/m	dB	dBuV	dB/m	dB	dB	cm	deg	1	10480.00	47.34	68.20	-20.86	49.01	38.90	15.41	56.52	0.54	--	PEAK	2	15720.00	43.49	74.00	-30.51	41.84	38.14	18.89	56.20	0.82	--	PEAK
		Limit	Read	Ant	Cable	Preamp	Aux	APos	TPos																																																																																																							
Freq	Level	Line Margin	Level	Factor	Loss Factor	Factor			Remark																																																																																																							
	MHz	dBuV/m	dBuV/m	dB	dBuV	dB/m	dB	dB	cm	deg																																																																																																						
1	10480.00	46.91	68.20	-21.29	48.58	38.90	15.41	56.52	0.54	--	PEAK																																																																																																					
2	15720.00	43.71	74.00	-30.29	42.06	38.14	18.89	56.20	0.82	--	PEAK																																																																																																					
	Limit	Read	Ant	Cable	Preamp	Aux	APos	TPos																																																																																																								
Freq	Level	Line Margin	Level	Factor	Loss Factor	Factor			Remark																																																																																																							
	MHz	dBuV/m	dBuV/m	dB	dBuV	dB/m	dB	dB	cm	deg																																																																																																						
1	10480.00	47.34	68.20	-20.86	49.01	38.90	15.41	56.52	0.54	--	PEAK																																																																																																					
2	15720.00	43.49	74.00	-30.51	41.84	38.14	18.89	56.20	0.82	--	PEAK																																																																																																					



	3	
Mode	Harmonic	
	U-NII-1_5.15-5.25_802.11a_CH48_5240MHz	
ANT	1	
Pol.	Horizontal	Vertical
14.47G ~14.5G Avg	<p>Site : 03CH13-HY Condition: AVG_54 3m HORN_91280_1326 HORIZONTAL</p>	<p>Site : 03CH13-HY Condition: AVG_54 3m HORN_91280_1326 VERTICAL</p>
	<p>Site : 03CH13-HY Condition: AVG_54 3m HORN_91280_1326 HORIZONTAL</p>	<p>Site : 03CH13-HY Condition: AVG_54 3m HORN_91280_1326 VERTICAL</p>



Mode	4																																																															
	Band Edge																																																															
	U-NII-1_5.15-5.25_802.11n_HT20_CH36_5180MHz																																																															
ANT	1																																																															
Pol.	Horizontal	Fundamental																																																														
Peak	<p>Site : 03CH13-HY Condition: PEAK_BE_74 3m HORN_91200_1326 HORIZONTAL : RBW:1000.000kHz VBW:3000.000kHz SWT:Auto</p> <table border="1"> <thead> <tr> <th>Limit</th> <th>Read</th> <th>Ant</th> <th>Cable</th> <th>Preamp</th> <th>Aux</th> <th>APos</th> <th>TPos</th> <th>Remark</th> </tr> <tr> <th>Freq</th> <th>Level</th> <th>Line Margin</th> <th>Level Factor</th> <th>Loss Factor</th> <th>Factor</th> <th>Factor</th> <th>cm</th> <th>deg</th> </tr> </thead> <tbody> <tr> <td>1</td> <td>5149.58</td> <td>51.84</td> <td>74.00</td> <td>-22.16</td> <td>45.57</td> <td>33.20</td> <td>10.13</td> <td>37.06</td> <td>0.00</td> <td>372</td> <td>148</td> <td>PEAK</td> </tr> </tbody> </table>	Limit	Read	Ant	Cable	Preamp	Aux	APos	TPos	Remark	Freq	Level	Line Margin	Level Factor	Loss Factor	Factor	Factor	cm	deg	1	5149.58	51.84	74.00	-22.16	45.57	33.20	10.13	37.06	0.00	372	148	PEAK	<p>Site : 03CH13-HY Condition: PEAK(UNII) 3m HORN_91200_1326 HORIZONTAL : RBW:1000.000kHz VBW:3000.000kHz SWT:Auto</p> <table border="1"> <thead> <tr> <th>Limit</th> <th>Read</th> <th>Ant</th> <th>Cable</th> <th>Preamp</th> <th>Aux</th> <th>APos</th> <th>TPos</th> <th>Remark</th> </tr> <tr> <th>Freq</th> <th>Level</th> <th>Line Margin</th> <th>Level Factor</th> <th>Loss Factor</th> <th>Factor</th> <th>Factor</th> <th>cm</th> <th>deg</th> </tr> </thead> <tbody> <tr> <td>1</td> <td>5180.00</td> <td>100.25</td> <td>-----</td> <td>-----</td> <td>93.84</td> <td>33.26</td> <td>10.19</td> <td>37.04</td> <td>0.00</td> <td>372</td> <td>148</td> <td>PEAK</td> </tr> </tbody> </table>	Limit	Read	Ant	Cable	Preamp	Aux	APos	TPos	Remark	Freq	Level	Line Margin	Level Factor	Loss Factor	Factor	Factor	cm	deg	1	5180.00	100.25	-----	-----	93.84	33.26	10.19	37.04	0.00	372	148	PEAK
	Limit	Read	Ant	Cable	Preamp	Aux	APos	TPos	Remark																																																							
Freq	Level	Line Margin	Level Factor	Loss Factor	Factor	Factor	cm	deg																																																								
1	5149.58	51.84	74.00	-22.16	45.57	33.20	10.13	37.06	0.00	372	148	PEAK																																																				
Limit	Read	Ant	Cable	Preamp	Aux	APos	TPos	Remark																																																								
Freq	Level	Line Margin	Level Factor	Loss Factor	Factor	Factor	cm	deg																																																								
1	5180.00	100.25	-----	-----	93.84	33.26	10.19	37.04	0.00	372	148	PEAK																																																				
Avg	<p>Site : 03CH13-HY Condition: AVG_BE_54 3m HORN_91200_1326 HORIZONTAL : RBW:1000.000kHz VBW:0.300kHz SWT:Auto</p> <table border="1"> <thead> <tr> <th>Limit</th> <th>Read</th> <th>Ant</th> <th>Cable</th> <th>Preamp</th> <th>Aux</th> <th>APos</th> <th>TPos</th> <th>Remark</th> </tr> <tr> <th>Freq</th> <th>Level</th> <th>Line Margin</th> <th>Level Factor</th> <th>Loss Factor</th> <th>Factor</th> <th>Factor</th> <th>cm</th> <th>deg</th> </tr> </thead> <tbody> <tr> <td>1</td> <td>5149.04</td> <td>42.46</td> <td>54.00</td> <td>-11.54</td> <td>36.19</td> <td>33.20</td> <td>10.13</td> <td>37.06</td> <td>0.00</td> <td>372</td> <td>148</td> <td>AVERAGE</td> </tr> </tbody> </table>	Limit	Read	Ant	Cable	Preamp	Aux	APos	TPos	Remark	Freq	Level	Line Margin	Level Factor	Loss Factor	Factor	Factor	cm	deg	1	5149.04	42.46	54.00	-11.54	36.19	33.20	10.13	37.06	0.00	372	148	AVERAGE	<p>Site : 03CH13-HY Condition: AVG_54 3m HORN_91200_1326 HORIZONTAL : RBW:1000.000kHz VBW:0.300kHz SWT:Auto</p> <table border="1"> <thead> <tr> <th>Limit</th> <th>Read</th> <th>Ant</th> <th>Cable</th> <th>Preamp</th> <th>Aux</th> <th>APos</th> <th>TPos</th> <th>Remark</th> </tr> <tr> <th>Freq</th> <th>Level</th> <th>Line Margin</th> <th>Level Factor</th> <th>Loss Factor</th> <th>Factor</th> <th>Factor</th> <th>cm</th> <th>deg</th> </tr> </thead> <tbody> <tr> <td>1</td> <td>5180.00</td> <td>93.04</td> <td>-----</td> <td>-----</td> <td>86.65</td> <td>33.25</td> <td>10.18</td> <td>37.04</td> <td>0.00</td> <td>372</td> <td>148</td> <td>AVERAGE</td> </tr> </tbody> </table>	Limit	Read	Ant	Cable	Preamp	Aux	APos	TPos	Remark	Freq	Level	Line Margin	Level Factor	Loss Factor	Factor	Factor	cm	deg	1	5180.00	93.04	-----	-----	86.65	33.25	10.18	37.04	0.00	372	148	AVERAGE
Limit	Read	Ant	Cable	Preamp	Aux	APos	TPos	Remark																																																								
Freq	Level	Line Margin	Level Factor	Loss Factor	Factor	Factor	cm	deg																																																								
1	5149.04	42.46	54.00	-11.54	36.19	33.20	10.13	37.06	0.00	372	148	AVERAGE																																																				
Limit	Read	Ant	Cable	Preamp	Aux	APos	TPos	Remark																																																								
Freq	Level	Line Margin	Level Factor	Loss Factor	Factor	Factor	cm	deg																																																								
1	5180.00	93.04	-----	-----	86.65	33.25	10.18	37.04	0.00	372	148	AVERAGE																																																				



Mode	4																																																																																			
	Band Edge																																																																																			
	U-NII-1_5.15-5.25_802.11n_HT20_CH36_5180MHz																																																																																			
ANT	1																																																																																			
Pol.	Vertical	Fundamental																																																																																		
Peak	<p>Site : 03CH13-HY Condition: PEAK_BE_74 3m HORN_91200_1326 VERTICAL : RBW:1000.000kHz VBW:3000.000kHz SWT:Auto</p> <table border="1"> <thead> <tr> <th>Limit</th> <th>Read</th> <th>Ant</th> <th>Cable</th> <th>Preamp</th> <th>Aux</th> <th>APos</th> <th>TPos</th> <th>Remark</th> </tr> <tr> <th>Freq</th> <th>Level</th> <th>Line</th> <th>Margin</th> <th>Level</th> <th>Factor</th> <th>Loss</th> <th>Factor</th> <th>Factor</th> </tr> <tr> <th>MHz</th> <th>dBuV/m</th> <th>dBuV/m</th> <th>dB</th> <th>dBuV</th> <th>dB/m</th> <th>dB</th> <th>dB</th> <th>cm</th> <th>deg</th> </tr> </thead> <tbody> <tr> <td>1</td> <td>5148.50</td> <td>51.85</td> <td>74.00</td> <td>-22.15</td> <td>45.58</td> <td>33.20</td> <td>10.13</td> <td>37.06</td> <td>0.00</td> <td>300</td> <td>216</td> <td>PEAK</td> </tr> </tbody> </table>	Limit	Read	Ant	Cable	Preamp	Aux	APos	TPos	Remark	Freq	Level	Line	Margin	Level	Factor	Loss	Factor	Factor	MHz	dBuV/m	dBuV/m	dB	dBuV	dB/m	dB	dB	cm	deg	1	5148.50	51.85	74.00	-22.15	45.58	33.20	10.13	37.06	0.00	300	216	PEAK	<p>Site : 03CH13-HY Condition: PEAK(UNII) 3m HORN_91200_1326 VERTICAL : RBW:1000.000kHz VBW:3000.000kHz SWT:Auto</p> <table border="1"> <thead> <tr> <th>Limit</th> <th>Read</th> <th>Ant</th> <th>Cable</th> <th>Preamp</th> <th>Aux</th> <th>APos</th> <th>TPos</th> <th>Remark</th> </tr> <tr> <th>Freq</th> <th>Level</th> <th>Line</th> <th>Margin</th> <th>Level</th> <th>Factor</th> <th>Loss</th> <th>Factor</th> <th>Factor</th> </tr> <tr> <th>MHz</th> <th>dBuV/m</th> <th>dBuV/m</th> <th>dB</th> <th>dBuV</th> <th>dB/m</th> <th>dB</th> <th>dB</th> <th>cm</th> <th>deg</th> </tr> </thead> <tbody> <tr> <td>1</td> <td>5180.00</td> <td>99.85</td> <td>-----</td> <td>-----</td> <td>93.46</td> <td>33.25</td> <td>10.18</td> <td>37.04</td> <td>0.00</td> <td>300</td> <td>216</td> <td>PEAK</td> </tr> </tbody> </table>	Limit	Read	Ant	Cable	Preamp	Aux	APos	TPos	Remark	Freq	Level	Line	Margin	Level	Factor	Loss	Factor	Factor	MHz	dBuV/m	dBuV/m	dB	dBuV	dB/m	dB	dB	cm	deg	1	5180.00	99.85	-----	-----	93.46	33.25	10.18	37.04	0.00	300	216	PEAK
	Limit	Read	Ant	Cable	Preamp	Aux	APos	TPos	Remark																																																																											
Freq	Level	Line	Margin	Level	Factor	Loss	Factor	Factor																																																																												
MHz	dBuV/m	dBuV/m	dB	dBuV	dB/m	dB	dB	cm	deg																																																																											
1	5148.50	51.85	74.00	-22.15	45.58	33.20	10.13	37.06	0.00	300	216	PEAK																																																																								
Limit	Read	Ant	Cable	Preamp	Aux	APos	TPos	Remark																																																																												
Freq	Level	Line	Margin	Level	Factor	Loss	Factor	Factor																																																																												
MHz	dBuV/m	dBuV/m	dB	dBuV	dB/m	dB	dB	cm	deg																																																																											
1	5180.00	99.85	-----	-----	93.46	33.25	10.18	37.04	0.00	300	216	PEAK																																																																								
Avg	<p>Site : 03CH13-HY Condition: AVG_BE_54 3m HORN_91200_1326 VERTICAL : RBW:1000.000kHz VBW:0.300kHz SWT:Auto</p> <table border="1"> <thead> <tr> <th>Limit</th> <th>Read</th> <th>Ant</th> <th>Cable</th> <th>Preamp</th> <th>Aux</th> <th>APos</th> <th>TPos</th> <th>Remark</th> </tr> <tr> <th>Freq</th> <th>Level</th> <th>Line</th> <th>Margin</th> <th>Level</th> <th>Factor</th> <th>Loss</th> <th>Factor</th> <th>Factor</th> </tr> <tr> <th>MHz</th> <th>dBuV/m</th> <th>dBuV/m</th> <th>dB</th> <th>dBuV</th> <th>dB/m</th> <th>dB</th> <th>dB</th> <th>cm</th> <th>deg</th> </tr> </thead> <tbody> <tr> <td>1</td> <td>5149.94</td> <td>42.39</td> <td>54.00</td> <td>-11.61</td> <td>36.12</td> <td>33.20</td> <td>10.13</td> <td>37.06</td> <td>0.00</td> <td>300</td> <td>216</td> <td>AVERAGE</td> </tr> </tbody> </table>	Limit	Read	Ant	Cable	Preamp	Aux	APos	TPos	Remark	Freq	Level	Line	Margin	Level	Factor	Loss	Factor	Factor	MHz	dBuV/m	dBuV/m	dB	dBuV	dB/m	dB	dB	cm	deg	1	5149.94	42.39	54.00	-11.61	36.12	33.20	10.13	37.06	0.00	300	216	AVERAGE	<p>Site : 03CH13-HY Condition: AVG_54 3m HORN_91200_1326 VERTICAL : RBW:1000.000kHz VBW:0.300kHz SWT:Auto</p> <table border="1"> <thead> <tr> <th>Limit</th> <th>Read</th> <th>Ant</th> <th>Cable</th> <th>Preamp</th> <th>Aux</th> <th>APos</th> <th>TPos</th> <th>Remark</th> </tr> <tr> <th>Freq</th> <th>Level</th> <th>Line</th> <th>Margin</th> <th>Level</th> <th>Factor</th> <th>Loss</th> <th>Factor</th> <th>Factor</th> </tr> <tr> <th>MHz</th> <th>dBuV/m</th> <th>dBuV/m</th> <th>dB</th> <th>dBuV</th> <th>dB/m</th> <th>dB</th> <th>dB</th> <th>cm</th> <th>deg</th> </tr> </thead> <tbody> <tr> <td>1</td> <td>5180.00</td> <td>92.14</td> <td>-----</td> <td>-----</td> <td>85.75</td> <td>33.25</td> <td>10.18</td> <td>37.04</td> <td>0.00</td> <td>300</td> <td>216</td> <td>AVERAGE</td> </tr> </tbody> </table>	Limit	Read	Ant	Cable	Preamp	Aux	APos	TPos	Remark	Freq	Level	Line	Margin	Level	Factor	Loss	Factor	Factor	MHz	dBuV/m	dBuV/m	dB	dBuV	dB/m	dB	dB	cm	deg	1	5180.00	92.14	-----	-----	85.75	33.25	10.18	37.04	0.00	300	216	AVERAGE
Limit	Read	Ant	Cable	Preamp	Aux	APos	TPos	Remark																																																																												
Freq	Level	Line	Margin	Level	Factor	Loss	Factor	Factor																																																																												
MHz	dBuV/m	dBuV/m	dB	dBuV	dB/m	dB	dB	cm	deg																																																																											
1	5149.94	42.39	54.00	-11.61	36.12	33.20	10.13	37.06	0.00	300	216	AVERAGE																																																																								
Limit	Read	Ant	Cable	Preamp	Aux	APos	TPos	Remark																																																																												
Freq	Level	Line	Margin	Level	Factor	Loss	Factor	Factor																																																																												
MHz	dBuV/m	dBuV/m	dB	dBuV	dB/m	dB	dB	cm	deg																																																																											
1	5180.00	92.14	-----	-----	85.75	33.25	10.18	37.04	0.00	300	216	AVERAGE																																																																								

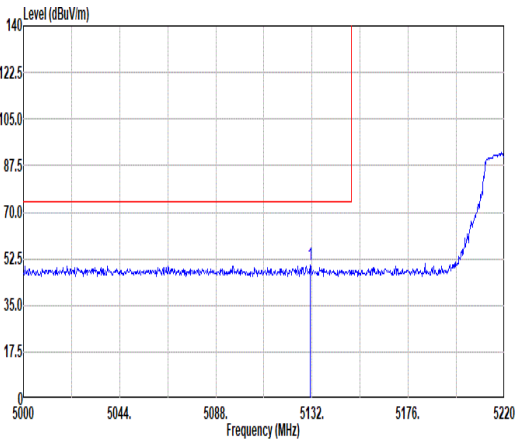
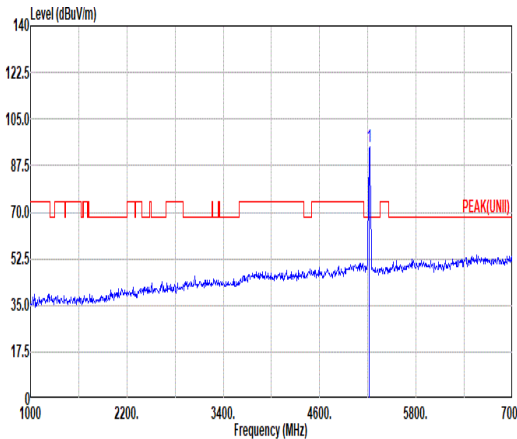
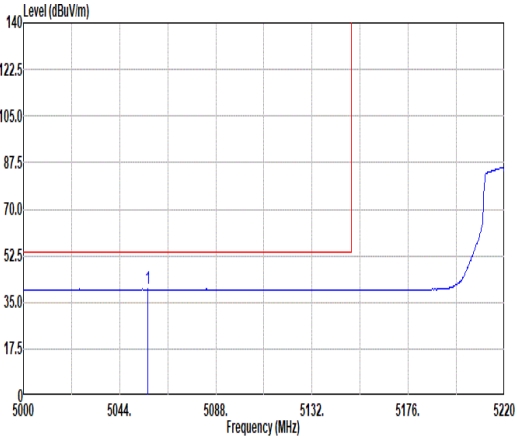
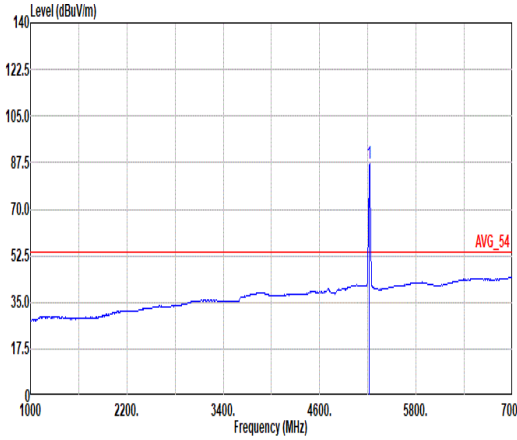


Mode	4																																																																																																															
	Harmonic																																																																																																															
	U-NII-1_5.15-5.25_802.11n_HT20_CH36_5180MHZ																																																																																																															
ANT	1																																																																																																															
Pol.	Horizontal	Vertical																																																																																																														
Peak Avg	<p>Site : 03CH13-HY Condition: PEAK(UNII) 3m HORN_91280_1326 HORIZONTAL</p> <table border="1"> <thead> <tr> <th></th> <th>Limit</th> <th>Read</th> <th>Ant</th> <th>Cable</th> <th>Preamp</th> <th>Aux</th> <th>APos</th> <th>TPos</th> <th></th> </tr> <tr> <th>Freq</th> <th>Level</th> <th>Line Margin</th> <th>Level</th> <th>Factor</th> <th>Loss Factor</th> <th>Factor</th> <th></th> <th></th> <th>Remark</th> </tr> <tr> <th></th> <th>MHz</th> <th>dBuV/m</th> <th>dBuV/m</th> <th>dB</th> <th>dBuV</th> <th>dB/m</th> <th>dB</th> <th>dB</th> <th>cm</th> <th>deg</th> </tr> </thead> <tbody> <tr> <td>1</td> <td>10360.00</td> <td>47.68</td> <td>68.20</td> <td>-20.52</td> <td>49.50</td> <td>38.98</td> <td>15.35</td> <td>56.69</td> <td>0.54</td> <td>--</td> <td>PEAK</td> </tr> <tr> <td>2</td> <td>15540.00</td> <td>45.02</td> <td>74.00</td> <td>-28.98</td> <td>43.37</td> <td>38.42</td> <td>18.78</td> <td>56.36</td> <td>0.81</td> <td>--</td> <td>PEAK</td> </tr> </tbody> </table>		Limit	Read	Ant	Cable	Preamp	Aux	APos	TPos		Freq	Level	Line Margin	Level	Factor	Loss Factor	Factor			Remark		MHz	dBuV/m	dBuV/m	dB	dBuV	dB/m	dB	dB	cm	deg	1	10360.00	47.68	68.20	-20.52	49.50	38.98	15.35	56.69	0.54	--	PEAK	2	15540.00	45.02	74.00	-28.98	43.37	38.42	18.78	56.36	0.81	--	PEAK	<p>Site : 03CH13-HY Condition: PEAK(UNII) 3m HORN_91280_1326 VERTICAL</p> <table border="1"> <thead> <tr> <th></th> <th>Limit</th> <th>Read</th> <th>Ant</th> <th>Cable</th> <th>Preamp</th> <th>Aux</th> <th>APos</th> <th>TPos</th> <th></th> </tr> <tr> <th>Freq</th> <th>Level</th> <th>Line Margin</th> <th>Level</th> <th>Factor</th> <th>Loss Factor</th> <th>Factor</th> <th></th> <th></th> <th>Remark</th> </tr> <tr> <th></th> <th>MHz</th> <th>dBuV/m</th> <th>dBuV/m</th> <th>dB</th> <th>dBuV</th> <th>dB/m</th> <th>dB</th> <th>dB</th> <th>cm</th> <th>deg</th> </tr> </thead> <tbody> <tr> <td>1</td> <td>10360.00</td> <td>48.29</td> <td>68.20</td> <td>-19.91</td> <td>50.11</td> <td>38.98</td> <td>15.35</td> <td>56.69</td> <td>0.54</td> <td>--</td> <td>PEAK</td> </tr> <tr> <td>2</td> <td>15540.00</td> <td>44.44</td> <td>74.00</td> <td>-29.56</td> <td>42.79</td> <td>38.42</td> <td>18.78</td> <td>56.36</td> <td>0.81</td> <td>--</td> <td>PEAK</td> </tr> </tbody> </table>		Limit	Read	Ant	Cable	Preamp	Aux	APos	TPos		Freq	Level	Line Margin	Level	Factor	Loss Factor	Factor			Remark		MHz	dBuV/m	dBuV/m	dB	dBuV	dB/m	dB	dB	cm	deg	1	10360.00	48.29	68.20	-19.91	50.11	38.98	15.35	56.69	0.54	--	PEAK	2	15540.00	44.44	74.00	-29.56	42.79	38.42	18.78	56.36	0.81	--	PEAK
		Limit	Read	Ant	Cable	Preamp	Aux	APos	TPos																																																																																																							
Freq	Level	Line Margin	Level	Factor	Loss Factor	Factor			Remark																																																																																																							
	MHz	dBuV/m	dBuV/m	dB	dBuV	dB/m	dB	dB	cm	deg																																																																																																						
1	10360.00	47.68	68.20	-20.52	49.50	38.98	15.35	56.69	0.54	--	PEAK																																																																																																					
2	15540.00	45.02	74.00	-28.98	43.37	38.42	18.78	56.36	0.81	--	PEAK																																																																																																					
	Limit	Read	Ant	Cable	Preamp	Aux	APos	TPos																																																																																																								
Freq	Level	Line Margin	Level	Factor	Loss Factor	Factor			Remark																																																																																																							
	MHz	dBuV/m	dBuV/m	dB	dBuV	dB/m	dB	dB	cm	deg																																																																																																						
1	10360.00	48.29	68.20	-19.91	50.11	38.98	15.35	56.69	0.54	--	PEAK																																																																																																					
2	15540.00	44.44	74.00	-29.56	42.79	38.42	18.78	56.36	0.81	--	PEAK																																																																																																					



	4	
Mode	Harmonic	
	U-NII-1_5.15-5.25_802.11n HT20_CH36_5180MHz	
ANT	1	
Pol.	Horizontal	Vertical
14.47G ~14.5G Avg	<p>Site : 03CH13-HY Condition: AVG_54 3m HORN_91280_1326 HORIZONTAL</p>	<p>Site : 03CH13-HY Condition: AVG_54 3m HORN_91280_1326 VERTICAL</p>
17.7G ~18G Avg	<p>Site : 03CH13-HY Condition: AVG_54 3m HORN_91280_1326 HORIZONTAL</p>	<p>Site : 03CH13-HY Condition: AVG_54 3m HORN_91280_1326 VERTICAL</p>

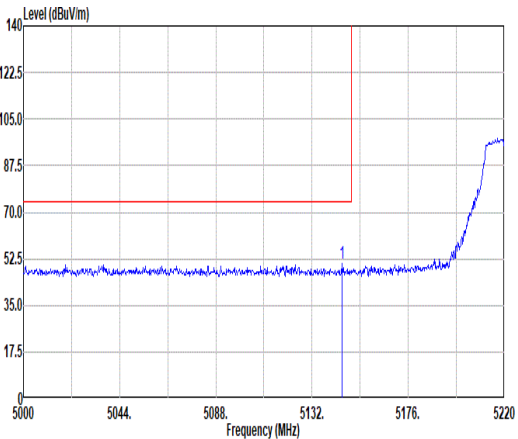
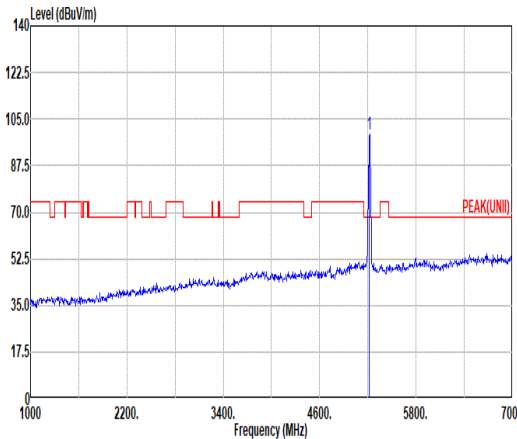
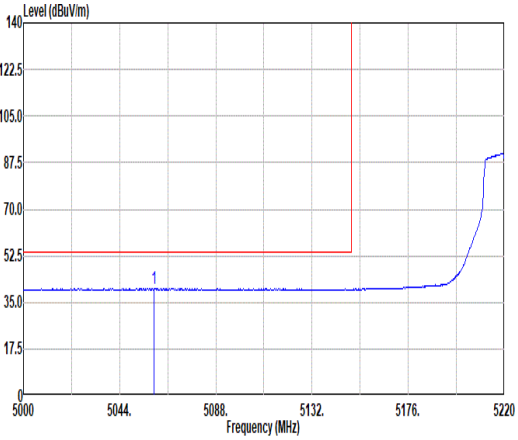
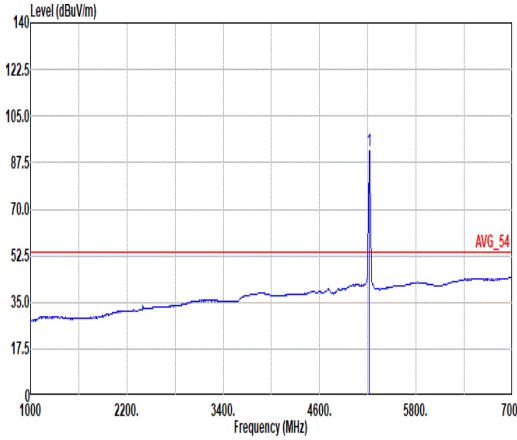


Mode	5																																																																																			
	Band Edge - L																																																																																			
	U-NII-1_5.15-5.25_802.11n_HT20_CH44_5220MHz																																																																																			
ANT	1																																																																																			
Pol.	Horizontal	Fundamental																																																																																		
Peak	 <p>Site : 03CH13-HY Condition: PEAK_BE_74 3m HORN_91200_1326 HORIZONTAL : RBW:1000.000kHz VBW:3000.000kHz SWT:Auto</p> <table border="1"> <thead> <tr> <th>Limit</th> <th>Read</th> <th>Ant</th> <th>Cable</th> <th>Preamp</th> <th>Aux</th> <th>APos</th> <th>TPos</th> <th>Remark</th> </tr> <tr> <th>Freq</th> <th>Level</th> <th>Line Margin</th> <th>Level Factor</th> <th>Loss Factor</th> <th>Loss Factor</th> <th>Factor</th> <th>Factor</th> <th></th> </tr> <tr> <th>MHz</th> <th>dBuV/m</th> <th>dBuV/m</th> <th>dB</th> <th>dBuV</th> <th>dB/m</th> <th>dB</th> <th>dB</th> <th>cm</th> <th>deg</th> </tr> </thead> <tbody> <tr> <td>1</td> <td>5131.12</td> <td>50.02</td> <td>74.00</td> <td>-23.98</td> <td>43.84</td> <td>33.16</td> <td>10.09</td> <td>37.07</td> <td>0.00</td> <td>100</td> <td>292</td> <td>PEAK</td> </tr> </tbody> </table>	Limit	Read	Ant	Cable	Preamp	Aux	APos	TPos	Remark	Freq	Level	Line Margin	Level Factor	Loss Factor	Loss Factor	Factor	Factor		MHz	dBuV/m	dBuV/m	dB	dBuV	dB/m	dB	dB	cm	deg	1	5131.12	50.02	74.00	-23.98	43.84	33.16	10.09	37.07	0.00	100	292	PEAK	 <p>Site : 03CH13-HY Condition: PEAK(UNII) 3m HORN_91200_1326 HORIZONTAL : RBW:1000.000kHz VBW:3000.000kHz SWT:Auto</p> <table border="1"> <thead> <tr> <th>Limit</th> <th>Read</th> <th>Ant</th> <th>Cable</th> <th>Preamp</th> <th>Aux</th> <th>APos</th> <th>TPos</th> <th>Remark</th> </tr> <tr> <th>Freq</th> <th>Level</th> <th>Line Margin</th> <th>Level Factor</th> <th>Loss Factor</th> <th>Loss Factor</th> <th>Factor</th> <th>Factor</th> <th></th> </tr> <tr> <th>MHz</th> <th>dBuV/m</th> <th>dBuV/m</th> <th>dB</th> <th>dBuV</th> <th>dB/m</th> <th>dB</th> <th>dB</th> <th>cm</th> <th>deg</th> </tr> </thead> <tbody> <tr> <td>1</td> <td>5220.00</td> <td>94.37</td> <td>-----</td> <td>-----</td> <td>87.89</td> <td>33.25</td> <td>10.24</td> <td>37.01</td> <td>0.00</td> <td>100</td> <td>292</td> <td>PEAK</td> </tr> </tbody> </table>	Limit	Read	Ant	Cable	Preamp	Aux	APos	TPos	Remark	Freq	Level	Line Margin	Level Factor	Loss Factor	Loss Factor	Factor	Factor		MHz	dBuV/m	dBuV/m	dB	dBuV	dB/m	dB	dB	cm	deg	1	5220.00	94.37	-----	-----	87.89	33.25	10.24	37.01	0.00	100	292	PEAK
	Limit	Read	Ant	Cable	Preamp	Aux	APos	TPos	Remark																																																																											
Freq	Level	Line Margin	Level Factor	Loss Factor	Loss Factor	Factor	Factor																																																																													
MHz	dBuV/m	dBuV/m	dB	dBuV	dB/m	dB	dB	cm	deg																																																																											
1	5131.12	50.02	74.00	-23.98	43.84	33.16	10.09	37.07	0.00	100	292	PEAK																																																																								
Limit	Read	Ant	Cable	Preamp	Aux	APos	TPos	Remark																																																																												
Freq	Level	Line Margin	Level Factor	Loss Factor	Loss Factor	Factor	Factor																																																																													
MHz	dBuV/m	dBuV/m	dB	dBuV	dB/m	dB	dB	cm	deg																																																																											
1	5220.00	94.37	-----	-----	87.89	33.25	10.24	37.01	0.00	100	292	PEAK																																																																								
Avg	 <p>Site : 03CH13-HY Condition: AVG_BE_54 3m HORN_91200_1326 HORIZONTAL : RBW:1000.000kHz VBW:0.300kHz SWT:Auto</p> <table border="1"> <thead> <tr> <th>Limit</th> <th>Read</th> <th>Ant</th> <th>Cable</th> <th>Preamp</th> <th>Aux</th> <th>APos</th> <th>TPos</th> <th>Remark</th> </tr> <tr> <th>Freq</th> <th>Level</th> <th>Line Margin</th> <th>Level Factor</th> <th>Loss Factor</th> <th>Loss Factor</th> <th>Factor</th> <th>Factor</th> <th></th> </tr> <tr> <th>MHz</th> <th>dBuV/m</th> <th>dBuV/m</th> <th>dB</th> <th>dBuV</th> <th>dB/m</th> <th>dB</th> <th>dB</th> <th>cm</th> <th>deg</th> </tr> </thead> <tbody> <tr> <td>1</td> <td>5056.76</td> <td>39.95</td> <td>54.00</td> <td>-14.05</td> <td>33.94</td> <td>33.19</td> <td>9.94</td> <td>37.12</td> <td>0.00</td> <td>100</td> <td>292</td> <td>AVERAGE</td> </tr> </tbody> </table>	Limit	Read	Ant	Cable	Preamp	Aux	APos	TPos	Remark	Freq	Level	Line Margin	Level Factor	Loss Factor	Loss Factor	Factor	Factor		MHz	dBuV/m	dBuV/m	dB	dBuV	dB/m	dB	dB	cm	deg	1	5056.76	39.95	54.00	-14.05	33.94	33.19	9.94	37.12	0.00	100	292	AVERAGE	 <p>Site : 03CH13-HY Condition: AVG_54 3m HORN_91200_1326 HORIZONTAL : RBW:1000.000kHz VBW:0.300kHz SWT:Auto</p> <table border="1"> <thead> <tr> <th>Limit</th> <th>Read</th> <th>Ant</th> <th>Cable</th> <th>Preamp</th> <th>Aux</th> <th>APos</th> <th>TPos</th> <th>Remark</th> </tr> <tr> <th>Freq</th> <th>Level</th> <th>Line Margin</th> <th>Level Factor</th> <th>Loss Factor</th> <th>Loss Factor</th> <th>Factor</th> <th>Factor</th> <th></th> </tr> <tr> <th>MHz</th> <th>dBuV/m</th> <th>dBuV/m</th> <th>dB</th> <th>dBuV</th> <th>dB/m</th> <th>dB</th> <th>dB</th> <th>cm</th> <th>deg</th> </tr> </thead> <tbody> <tr> <td>1</td> <td>5220.00</td> <td>86.90</td> <td>-----</td> <td>-----</td> <td>80.50</td> <td>33.25</td> <td>10.24</td> <td>37.01</td> <td>0.00</td> <td>100</td> <td>292</td> <td>AVERAGE</td> </tr> </tbody> </table>	Limit	Read	Ant	Cable	Preamp	Aux	APos	TPos	Remark	Freq	Level	Line Margin	Level Factor	Loss Factor	Loss Factor	Factor	Factor		MHz	dBuV/m	dBuV/m	dB	dBuV	dB/m	dB	dB	cm	deg	1	5220.00	86.90	-----	-----	80.50	33.25	10.24	37.01	0.00	100	292	AVERAGE
Limit	Read	Ant	Cable	Preamp	Aux	APos	TPos	Remark																																																																												
Freq	Level	Line Margin	Level Factor	Loss Factor	Loss Factor	Factor	Factor																																																																													
MHz	dBuV/m	dBuV/m	dB	dBuV	dB/m	dB	dB	cm	deg																																																																											
1	5056.76	39.95	54.00	-14.05	33.94	33.19	9.94	37.12	0.00	100	292	AVERAGE																																																																								
Limit	Read	Ant	Cable	Preamp	Aux	APos	TPos	Remark																																																																												
Freq	Level	Line Margin	Level Factor	Loss Factor	Loss Factor	Factor	Factor																																																																													
MHz	dBuV/m	dBuV/m	dB	dBuV	dB/m	dB	dB	cm	deg																																																																											
1	5220.00	86.90	-----	-----	80.50	33.25	10.24	37.01	0.00	100	292	AVERAGE																																																																								



Mode	5																																								
	Band Edge - R																																								
	U-NII-1_5.15-5.25_802.11n HT20_CH44_5220MHz																																								
ANT	1																																								
Pol.	Horizontal	Fundamental																																							
Peak	<p>Site : 03CH13-HY Condition: PEAK_BE_74 3m HORN_91200_1326 HORIZONTAL : RBW:1000.000kHz VBW:3000.000kHz SMT:Auto</p> <table border="1"> <thead> <tr> <th>Limit</th> <th>Read</th> <th>Ant</th> <th>Cable</th> <th>Preamp</th> <th>Aux</th> <th>APos</th> <th>TPos</th> <th>Remark</th> </tr> <tr> <th>Freq</th> <th>Level</th> <th>Line Margin</th> <th>Level Factor</th> <th>Loss Factor</th> <th>Loss Factor</th> <th>Factor</th> <th></th> <th></th> </tr> <tr> <th>MHz</th> <th>dBuV/m</th> <th>dBuV/m</th> <th>dB</th> <th>dBuV</th> <th>dB/m</th> <th>dB</th> <th>dB</th> <th>cm</th> <th>deg</th> </tr> </thead> <tbody> <tr> <td>1 5458.80</td> <td>49.51</td> <td>74.00</td> <td>-24.49</td> <td>42.95</td> <td>33.10</td> <td>10.31</td> <td>36.85</td> <td>0.00</td> <td>100</td> <td>292 PEAK</td> </tr> </tbody> </table>	Limit	Read	Ant	Cable	Preamp	Aux	APos	TPos	Remark	Freq	Level	Line Margin	Level Factor	Loss Factor	Loss Factor	Factor			MHz	dBuV/m	dBuV/m	dB	dBuV	dB/m	dB	dB	cm	deg	1 5458.80	49.51	74.00	-24.49	42.95	33.10	10.31	36.85	0.00	100	292 PEAK	Blank
Limit	Read	Ant	Cable	Preamp	Aux	APos	TPos	Remark																																	
Freq	Level	Line Margin	Level Factor	Loss Factor	Loss Factor	Factor																																			
MHz	dBuV/m	dBuV/m	dB	dBuV	dB/m	dB	dB	cm	deg																																
1 5458.80	49.51	74.00	-24.49	42.95	33.10	10.31	36.85	0.00	100	292 PEAK																															
Avg	<p>Site : 03CH13-HY Condition: AVG_BE_54 3m HORN_91200_1326 HORIZONTAL : RBW:1000.000kHz VBW:0.300kHz SMT:Auto</p> <table border="1"> <thead> <tr> <th>Limit</th> <th>Read</th> <th>Ant</th> <th>Cable</th> <th>Preamp</th> <th>Aux</th> <th>APos</th> <th>TPos</th> <th>Remark</th> </tr> <tr> <th>Freq</th> <th>Level</th> <th>Line Margin</th> <th>Level Factor</th> <th>Loss Factor</th> <th>Loss Factor</th> <th>Factor</th> <th></th> <th></th> </tr> <tr> <th>MHz</th> <th>dBuV/m</th> <th>dBuV/m</th> <th>dB</th> <th>dBuV</th> <th>dB/m</th> <th>dB</th> <th>dB</th> <th>cm</th> <th>deg</th> </tr> </thead> <tbody> <tr> <td>1 5459.04</td> <td>39.12</td> <td>54.00</td> <td>-14.88</td> <td>32.56</td> <td>33.10</td> <td>10.31</td> <td>36.85</td> <td>0.00</td> <td>100</td> <td>292 AVERAGE</td> </tr> </tbody> </table>	Limit	Read	Ant	Cable	Preamp	Aux	APos	TPos	Remark	Freq	Level	Line Margin	Level Factor	Loss Factor	Loss Factor	Factor			MHz	dBuV/m	dBuV/m	dB	dBuV	dB/m	dB	dB	cm	deg	1 5459.04	39.12	54.00	-14.88	32.56	33.10	10.31	36.85	0.00	100	292 AVERAGE	Blank
Limit	Read	Ant	Cable	Preamp	Aux	APos	TPos	Remark																																	
Freq	Level	Line Margin	Level Factor	Loss Factor	Loss Factor	Factor																																			
MHz	dBuV/m	dBuV/m	dB	dBuV	dB/m	dB	dB	cm	deg																																
1 5459.04	39.12	54.00	-14.88	32.56	33.10	10.31	36.85	0.00	100	292 AVERAGE																															



Mode	5																																																																																			
	Band Edge - L																																																																																			
	U-NII-1_5.15-5.25_802.11n HT20_CH44_5220MHz																																																																																			
ANT	1																																																																																			
Pol.	Vertical	Fundamental																																																																																		
Peak	 <p>Level (dBuV/m)</p> <p>Frequency (MHz)</p> <p>Site : 03CH13-HY Condition: PEAK_BE_74 3m HORN_91200_1326 VERTICAL : RBW:1000.000kHz VBW:3000.000kHz SWT:Auto</p> <table border="1"> <thead> <tr> <th>Limit</th> <th>Read</th> <th>Ant</th> <th>Cable</th> <th>Preamp</th> <th>Aux</th> <th>APos</th> <th>TPos</th> <th>Remark</th> </tr> <tr> <th>Freq</th> <th>Level</th> <th>Line Margin</th> <th>Level</th> <th>Factor</th> <th>Loss</th> <th>Factor</th> <th>Factor</th> <th></th> </tr> <tr> <th>MHz</th> <th>dBuV/m</th> <th>dBuV/m</th> <th>dB</th> <th>dBuV</th> <th>dB/m</th> <th>dB</th> <th>dB</th> <th>cm</th> <th>deg</th> </tr> </thead> <tbody> <tr> <td>1</td> <td>5145.86</td> <td>50.59</td> <td>74.00</td> <td>-23.41</td> <td>44.34</td> <td>33.19</td> <td>10.12</td> <td>37.06</td> <td>0.00</td> <td>279</td> <td>217</td> <td>PEAK</td> </tr> </tbody> </table>	Limit	Read	Ant	Cable	Preamp	Aux	APos	TPos	Remark	Freq	Level	Line Margin	Level	Factor	Loss	Factor	Factor		MHz	dBuV/m	dBuV/m	dB	dBuV	dB/m	dB	dB	cm	deg	1	5145.86	50.59	74.00	-23.41	44.34	33.19	10.12	37.06	0.00	279	217	PEAK	 <p>Level (dBuV/m)</p> <p>Frequency (MHz)</p> <p>Site : 03CH13-HY Condition: PEAK(UNII) 3m HORN_91200_1326 VERTICAL : RBW:1000.000kHz VBW:3000.000kHz SWT:Auto</p> <table border="1"> <thead> <tr> <th>Limit</th> <th>Read</th> <th>Ant</th> <th>Cable</th> <th>Preamp</th> <th>Aux</th> <th>APos</th> <th>TPos</th> <th>Remark</th> </tr> <tr> <th>Freq</th> <th>Level</th> <th>Line Margin</th> <th>Level</th> <th>Factor</th> <th>Loss</th> <th>Factor</th> <th>Factor</th> <th></th> </tr> <tr> <th>MHz</th> <th>dBuV/m</th> <th>dBuV/m</th> <th>dB</th> <th>dBuV</th> <th>dB/m</th> <th>dB</th> <th>dB</th> <th>cm</th> <th>deg</th> </tr> </thead> <tbody> <tr> <td>1</td> <td>5220.00</td> <td>99.49</td> <td>-----</td> <td>-----</td> <td>93.01</td> <td>33.25</td> <td>10.24</td> <td>37.01</td> <td>0.00</td> <td>279</td> <td>217</td> <td>PEAK</td> </tr> </tbody> </table>	Limit	Read	Ant	Cable	Preamp	Aux	APos	TPos	Remark	Freq	Level	Line Margin	Level	Factor	Loss	Factor	Factor		MHz	dBuV/m	dBuV/m	dB	dBuV	dB/m	dB	dB	cm	deg	1	5220.00	99.49	-----	-----	93.01	33.25	10.24	37.01	0.00	279	217	PEAK
	Limit	Read	Ant	Cable	Preamp	Aux	APos	TPos	Remark																																																																											
Freq	Level	Line Margin	Level	Factor	Loss	Factor	Factor																																																																													
MHz	dBuV/m	dBuV/m	dB	dBuV	dB/m	dB	dB	cm	deg																																																																											
1	5145.86	50.59	74.00	-23.41	44.34	33.19	10.12	37.06	0.00	279	217	PEAK																																																																								
Limit	Read	Ant	Cable	Preamp	Aux	APos	TPos	Remark																																																																												
Freq	Level	Line Margin	Level	Factor	Loss	Factor	Factor																																																																													
MHz	dBuV/m	dBuV/m	dB	dBuV	dB/m	dB	dB	cm	deg																																																																											
1	5220.00	99.49	-----	-----	93.01	33.25	10.24	37.01	0.00	279	217	PEAK																																																																								
Avg	 <p>Level (dBuV/m)</p> <p>Frequency (MHz)</p> <p>Site : 03CH13-HY Condition: AVG_BE_54 3m HORN_91200_1326 VERTICAL : RBW:1000.000kHz VBW:0.300kHz SWT:Auto</p> <table border="1"> <thead> <tr> <th>Limit</th> <th>Read</th> <th>Ant</th> <th>Cable</th> <th>Preamp</th> <th>Aux</th> <th>APos</th> <th>TPos</th> <th>Remark</th> </tr> <tr> <th>Freq</th> <th>Level</th> <th>Line Margin</th> <th>Level</th> <th>Factor</th> <th>Loss</th> <th>Factor</th> <th>Factor</th> <th></th> </tr> <tr> <th>MHz</th> <th>dBuV/m</th> <th>dBuV/m</th> <th>dB</th> <th>dBuV</th> <th>dB/m</th> <th>dB</th> <th>dB</th> <th>cm</th> <th>deg</th> </tr> </thead> <tbody> <tr> <td>1</td> <td>5059.84</td> <td>40.05</td> <td>54.00</td> <td>-13.95</td> <td>34.04</td> <td>33.10</td> <td>9.95</td> <td>37.12</td> <td>0.00</td> <td>279</td> <td>217</td> <td>AVERAGE</td> </tr> </tbody> </table>	Limit	Read	Ant	Cable	Preamp	Aux	APos	TPos	Remark	Freq	Level	Line Margin	Level	Factor	Loss	Factor	Factor		MHz	dBuV/m	dBuV/m	dB	dBuV	dB/m	dB	dB	cm	deg	1	5059.84	40.05	54.00	-13.95	34.04	33.10	9.95	37.12	0.00	279	217	AVERAGE	 <p>Level (dBuV/m)</p> <p>Frequency (MHz)</p> <p>Site : 03CH13-HY Condition: AVG_54 3m HORN_91200_1326 VERTICAL : RBW:1000.000kHz VBW:0.300kHz SWT:Auto</p> <table border="1"> <thead> <tr> <th>Limit</th> <th>Read</th> <th>Ant</th> <th>Cable</th> <th>Preamp</th> <th>Aux</th> <th>APos</th> <th>TPos</th> <th>Remark</th> </tr> <tr> <th>Freq</th> <th>Level</th> <th>Line Margin</th> <th>Level</th> <th>Factor</th> <th>Loss</th> <th>Factor</th> <th>Factor</th> <th></th> </tr> <tr> <th>MHz</th> <th>dBuV/m</th> <th>dBuV/m</th> <th>dB</th> <th>dBuV</th> <th>dB/m</th> <th>dB</th> <th>dB</th> <th>cm</th> <th>deg</th> </tr> </thead> <tbody> <tr> <td>1</td> <td>5220.00</td> <td>92.05</td> <td>-----</td> <td>-----</td> <td>85.56</td> <td>33.26</td> <td>10.24</td> <td>37.01</td> <td>0.00</td> <td>279</td> <td>217</td> <td>AVERAGE</td> </tr> </tbody> </table>	Limit	Read	Ant	Cable	Preamp	Aux	APos	TPos	Remark	Freq	Level	Line Margin	Level	Factor	Loss	Factor	Factor		MHz	dBuV/m	dBuV/m	dB	dBuV	dB/m	dB	dB	cm	deg	1	5220.00	92.05	-----	-----	85.56	33.26	10.24	37.01	0.00	279	217	AVERAGE
Limit	Read	Ant	Cable	Preamp	Aux	APos	TPos	Remark																																																																												
Freq	Level	Line Margin	Level	Factor	Loss	Factor	Factor																																																																													
MHz	dBuV/m	dBuV/m	dB	dBuV	dB/m	dB	dB	cm	deg																																																																											
1	5059.84	40.05	54.00	-13.95	34.04	33.10	9.95	37.12	0.00	279	217	AVERAGE																																																																								
Limit	Read	Ant	Cable	Preamp	Aux	APos	TPos	Remark																																																																												
Freq	Level	Line Margin	Level	Factor	Loss	Factor	Factor																																																																													
MHz	dBuV/m	dBuV/m	dB	dBuV	dB/m	dB	dB	cm	deg																																																																											
1	5220.00	92.05	-----	-----	85.56	33.26	10.24	37.01	0.00	279	217	AVERAGE																																																																								



Mode	5																																											
	Band Edge - R																																											
	U-NII-1_5.15-5.25_802.11n HT20_CH44_5220MHz																																											
ANT	1																																											
Pol.	Vertical	Fundamental																																										
Peak	<p>Site : 03CH13-HY Condition: PEAK_BE_74 3m HORN 91200 1326 VERTICAL : RBW:1000.000kHz VBW:3000.000kHz SMT:Auto</p> <table border="1"> <thead> <tr> <th>Limit</th> <th>Read</th> <th>Ant</th> <th>Cable</th> <th>Preamp</th> <th>Aux</th> <th>APos</th> <th>TPos</th> <th>Remark</th> </tr> <tr> <th>Freq</th> <th>Level</th> <th>Line</th> <th>Margin</th> <th>Level</th> <th>Factor</th> <th>Loss</th> <th>Factor</th> <th>Factor</th> <th>cm</th> <th>deg</th> </tr> <tr> <th>MHz</th> <th>dBuV/m</th> <th>dBuV/m</th> <th>dB</th> <th>dBuV</th> <th>dB/m</th> <th>dB</th> <th>dB</th> <th>dB</th> <th>cm</th> <th>deg</th> </tr> </thead> <tbody> <tr> <td>1 5429.72</td> <td>48.68</td> <td>74.00</td> <td>-25.32</td> <td>42.14</td> <td>33.10</td> <td>10.31</td> <td>36.87</td> <td>0.00</td> <td>279</td> <td>217 PEAK</td> </tr> </tbody> </table>	Limit	Read	Ant	Cable	Preamp	Aux	APos	TPos	Remark	Freq	Level	Line	Margin	Level	Factor	Loss	Factor	Factor	cm	deg	MHz	dBuV/m	dBuV/m	dB	dBuV	dB/m	dB	dB	dB	cm	deg	1 5429.72	48.68	74.00	-25.32	42.14	33.10	10.31	36.87	0.00	279	217 PEAK	Blank
Limit	Read	Ant	Cable	Preamp	Aux	APos	TPos	Remark																																				
Freq	Level	Line	Margin	Level	Factor	Loss	Factor	Factor	cm	deg																																		
MHz	dBuV/m	dBuV/m	dB	dBuV	dB/m	dB	dB	dB	cm	deg																																		
1 5429.72	48.68	74.00	-25.32	42.14	33.10	10.31	36.87	0.00	279	217 PEAK																																		
Avg	<p>Site : 03CH13-HY Condition: AVG_BE_54 3m HORN 91200 1326 VERTICAL : RBW:1000.000kHz VBW:0.300kHz SMT:Auto</p> <table border="1"> <thead> <tr> <th>Limit</th> <th>Read</th> <th>Ant</th> <th>Cable</th> <th>Preamp</th> <th>Aux</th> <th>APos</th> <th>TPos</th> <th>Remark</th> </tr> <tr> <th>Freq</th> <th>Level</th> <th>Line</th> <th>Margin</th> <th>Level</th> <th>Factor</th> <th>Loss</th> <th>Factor</th> <th>Factor</th> <th>cm</th> <th>deg</th> </tr> <tr> <th>MHz</th> <th>dBuV/m</th> <th>dBuV/m</th> <th>dB</th> <th>dBuV</th> <th>dB/m</th> <th>dB</th> <th>dB</th> <th>dB</th> <th>cm</th> <th>deg</th> </tr> </thead> <tbody> <tr> <td>1 5459.04</td> <td>39.15</td> <td>54.00</td> <td>-14.85</td> <td>32.59</td> <td>33.10</td> <td>10.31</td> <td>36.85</td> <td>0.00</td> <td>279</td> <td>217 AVERAGE</td> </tr> </tbody> </table>	Limit	Read	Ant	Cable	Preamp	Aux	APos	TPos	Remark	Freq	Level	Line	Margin	Level	Factor	Loss	Factor	Factor	cm	deg	MHz	dBuV/m	dBuV/m	dB	dBuV	dB/m	dB	dB	dB	cm	deg	1 5459.04	39.15	54.00	-14.85	32.59	33.10	10.31	36.85	0.00	279	217 AVERAGE	Blank
Limit	Read	Ant	Cable	Preamp	Aux	APos	TPos	Remark																																				
Freq	Level	Line	Margin	Level	Factor	Loss	Factor	Factor	cm	deg																																		
MHz	dBuV/m	dBuV/m	dB	dBuV	dB/m	dB	dB	dB	cm	deg																																		
1 5459.04	39.15	54.00	-14.85	32.59	33.10	10.31	36.85	0.00	279	217 AVERAGE																																		

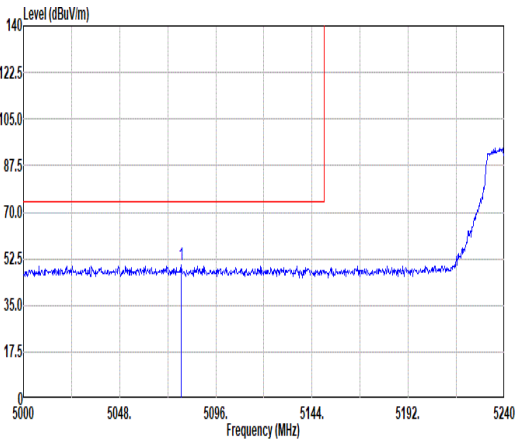
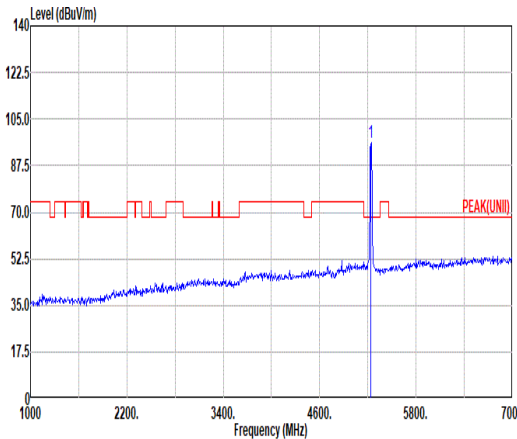
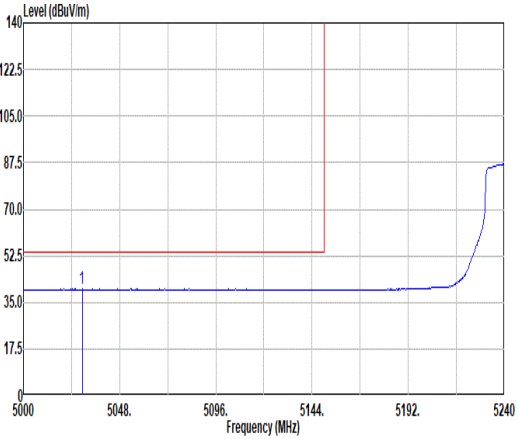
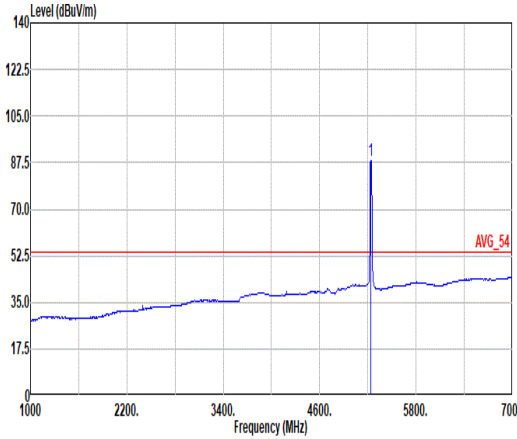


Mode	5																																																																																											
	Harmonic																																																																																											
	U-NII-1_5.15-5.25_802.11n HT20_CH44_5220MHz																																																																																											
ANT	1																																																																																											
Pol.	Horizontal	Vertical																																																																																										
Peak Avg	<p>Site : 03CH13-HY Condition: PEAK(UNII) 3m HORN_91280_1326 HORIZONTAL</p> <table border="1"> <thead> <tr> <th></th> <th>Limit</th> <th>Read</th> <th>Ant</th> <th>Cable</th> <th>Preamp</th> <th>Aux</th> <th>APos</th> <th>TPos</th> <th>Remark</th> </tr> <tr> <th>MHz</th> <th>dBuV/m</th> <th>dBuV/m</th> <th>dB</th> <th>dBuV</th> <th>dB/m</th> <th>dB</th> <th>dB</th> <th>dB</th> <th>cm</th> <th>deg</th> </tr> </thead> <tbody> <tr> <td>1 10440.00</td> <td>46.93</td> <td>68.20</td> <td>-21.27</td> <td>48.68</td> <td>38.90</td> <td>15.39</td> <td>56.58</td> <td>0.54</td> <td>--</td> <td>--</td> <td>PEAK</td> </tr> <tr> <td>2 15660.00</td> <td>44.59</td> <td>74.00</td> <td>-29.41</td> <td>43.23</td> <td>37.94</td> <td>18.86</td> <td>56.26</td> <td>0.82</td> <td>--</td> <td>--</td> <td>PEAK</td> </tr> </tbody> </table>		Limit	Read	Ant	Cable	Preamp	Aux	APos	TPos	Remark	MHz	dBuV/m	dBuV/m	dB	dBuV	dB/m	dB	dB	dB	cm	deg	1 10440.00	46.93	68.20	-21.27	48.68	38.90	15.39	56.58	0.54	--	--	PEAK	2 15660.00	44.59	74.00	-29.41	43.23	37.94	18.86	56.26	0.82	--	--	PEAK	<p>Site : 03CH13-HY Condition: PEAK(UNII) 3m HORN_91280_1326 VERTICAL</p> <table border="1"> <thead> <tr> <th></th> <th>Limit</th> <th>Read</th> <th>Ant</th> <th>Cable</th> <th>Preamp</th> <th>Aux</th> <th>APos</th> <th>TPos</th> <th>Remark</th> </tr> <tr> <th>MHz</th> <th>dBuV/m</th> <th>dBuV/m</th> <th>dB</th> <th>dBuV</th> <th>dB/m</th> <th>dB</th> <th>dB</th> <th>dB</th> <th>cm</th> <th>deg</th> </tr> </thead> <tbody> <tr> <td>1 10440.00</td> <td>46.47</td> <td>68.20</td> <td>-21.73</td> <td>48.22</td> <td>38.90</td> <td>15.39</td> <td>56.58</td> <td>0.54</td> <td>--</td> <td>--</td> <td>PEAK</td> </tr> <tr> <td>2 15660.00</td> <td>43.54</td> <td>74.00</td> <td>-30.46</td> <td>42.18</td> <td>37.94</td> <td>18.86</td> <td>56.26</td> <td>0.82</td> <td>--</td> <td>--</td> <td>PEAK</td> </tr> </tbody> </table>		Limit	Read	Ant	Cable	Preamp	Aux	APos	TPos	Remark	MHz	dBuV/m	dBuV/m	dB	dBuV	dB/m	dB	dB	dB	cm	deg	1 10440.00	46.47	68.20	-21.73	48.22	38.90	15.39	56.58	0.54	--	--	PEAK	2 15660.00	43.54	74.00	-30.46	42.18	37.94	18.86	56.26	0.82	--	--	PEAK
		Limit	Read	Ant	Cable	Preamp	Aux	APos	TPos	Remark																																																																																		
MHz	dBuV/m	dBuV/m	dB	dBuV	dB/m	dB	dB	dB	cm	deg																																																																																		
1 10440.00	46.93	68.20	-21.27	48.68	38.90	15.39	56.58	0.54	--	--	PEAK																																																																																	
2 15660.00	44.59	74.00	-29.41	43.23	37.94	18.86	56.26	0.82	--	--	PEAK																																																																																	
	Limit	Read	Ant	Cable	Preamp	Aux	APos	TPos	Remark																																																																																			
MHz	dBuV/m	dBuV/m	dB	dBuV	dB/m	dB	dB	dB	cm	deg																																																																																		
1 10440.00	46.47	68.20	-21.73	48.22	38.90	15.39	56.58	0.54	--	--	PEAK																																																																																	
2 15660.00	43.54	74.00	-30.46	42.18	37.94	18.86	56.26	0.82	--	--	PEAK																																																																																	



	5	
Mode	Harmonic	
	U-NII-1_5.15-5.25_802.11n HT20_CH44_5220MHz	
ANT	1	
Pol.	Horizontal	Vertical
14.47G ~14.5G Avg	<p>Site : 03CH13-HY Condition: AVG_54 3m HORN_91280_1326 HORIZONTAL</p>	<p>Site : 03CH13-HY Condition: AVG_54 3m HORN_91280_1326 VERTICAL</p>
	<p>Site : 03CH13-HY Condition: AVG_54 3m HORN_91280_1326 HORIZONTAL</p>	<p>Site : 03CH13-HY Condition: AVG_54 3m HORN_91280_1326 VERTICAL</p>



Mode	6																																																																																			
	Band Edge - L																																																																																			
	U-NII-1_5.15-5.25_802.11n_HT20_CH48_5240MHz																																																																																			
ANT	1																																																																																			
Pol.	Horizontal	Fundamental																																																																																		
Peak	 <p>Level (dBuV/m)</p> <p>Frequency (MHz)</p> <p>Site : 03CH13-HY Condition: PEAK_BE_74 3m HORN_91200_1326 HORIZONTAL : RBW:1000.000kHz VBW:3000.000kHz SWT:Auto</p> <table border="1"> <thead> <tr> <th>Limit</th> <th>Read</th> <th>Ant</th> <th>Cable</th> <th>Preamp</th> <th>Aux</th> <th>APos</th> <th>TPos</th> <th>Remark</th> </tr> <tr> <th>Freq</th> <th>Level</th> <th>Line Margin</th> <th>Level</th> <th>Factor</th> <th>Loss</th> <th>Factor</th> <th>Factor</th> <th></th> </tr> <tr> <th>MHz</th> <th>dBuV/m</th> <th>dBuV/m</th> <th>dB</th> <th>dBuV</th> <th>dB/m</th> <th>dB</th> <th>dB</th> <th>cm</th> <th>deg</th> </tr> </thead> <tbody> <tr> <td>1</td> <td>5078.72</td> <td>49.97</td> <td>74.00</td> <td>-24.03</td> <td>43.95</td> <td>33.14</td> <td>9.99</td> <td>37.11</td> <td>0.00</td> <td>300</td> <td>85</td> <td>PEAK</td> </tr> </tbody> </table>	Limit	Read	Ant	Cable	Preamp	Aux	APos	TPos	Remark	Freq	Level	Line Margin	Level	Factor	Loss	Factor	Factor		MHz	dBuV/m	dBuV/m	dB	dBuV	dB/m	dB	dB	cm	deg	1	5078.72	49.97	74.00	-24.03	43.95	33.14	9.99	37.11	0.00	300	85	PEAK	 <p>Level (dBuV/m)</p> <p>Frequency (MHz)</p> <p>Site : 03CH13-HY Condition: PEAK(UNII) 3m HORN_91200_1326 HORIZONTAL : RBW:1000.000kHz VBW:3000.000kHz SWT:Auto</p> <table border="1"> <thead> <tr> <th>Limit</th> <th>Read</th> <th>Ant</th> <th>Cable</th> <th>Preamp</th> <th>Aux</th> <th>APos</th> <th>TPos</th> <th>Remark</th> </tr> <tr> <th>Freq</th> <th>Level</th> <th>Line Margin</th> <th>Level</th> <th>Factor</th> <th>Loss</th> <th>Factor</th> <th>Factor</th> <th></th> </tr> <tr> <th>MHz</th> <th>dBuV/m</th> <th>dBuV/m</th> <th>dB</th> <th>dBuV</th> <th>dB/m</th> <th>dB</th> <th>dB</th> <th>cm</th> <th>deg</th> </tr> </thead> <tbody> <tr> <td>1</td> <td>5240.00</td> <td>96.04</td> <td>-----</td> <td>-----</td> <td>89.57</td> <td>33.22</td> <td>10.25</td> <td>37.00</td> <td>0.00</td> <td>300</td> <td>85</td> <td>PEAK</td> </tr> </tbody> </table>	Limit	Read	Ant	Cable	Preamp	Aux	APos	TPos	Remark	Freq	Level	Line Margin	Level	Factor	Loss	Factor	Factor		MHz	dBuV/m	dBuV/m	dB	dBuV	dB/m	dB	dB	cm	deg	1	5240.00	96.04	-----	-----	89.57	33.22	10.25	37.00	0.00	300	85	PEAK
	Limit	Read	Ant	Cable	Preamp	Aux	APos	TPos	Remark																																																																											
Freq	Level	Line Margin	Level	Factor	Loss	Factor	Factor																																																																													
MHz	dBuV/m	dBuV/m	dB	dBuV	dB/m	dB	dB	cm	deg																																																																											
1	5078.72	49.97	74.00	-24.03	43.95	33.14	9.99	37.11	0.00	300	85	PEAK																																																																								
Limit	Read	Ant	Cable	Preamp	Aux	APos	TPos	Remark																																																																												
Freq	Level	Line Margin	Level	Factor	Loss	Factor	Factor																																																																													
MHz	dBuV/m	dBuV/m	dB	dBuV	dB/m	dB	dB	cm	deg																																																																											
1	5240.00	96.04	-----	-----	89.57	33.22	10.25	37.00	0.00	300	85	PEAK																																																																								
Avg	 <p>Level (dBuV/m)</p> <p>Frequency (MHz)</p> <p>Site : 03CH13-HY Condition: AVG_BE_54 3m HORN_91200_1326 HORIZONTAL : RBW:1000.000kHz VBW:0.300kHz SWT:Auto</p> <table border="1"> <thead> <tr> <th>Limit</th> <th>Read</th> <th>Ant</th> <th>Cable</th> <th>Preamp</th> <th>Aux</th> <th>APos</th> <th>TPos</th> <th>Remark</th> </tr> <tr> <th>Freq</th> <th>Level</th> <th>Line Margin</th> <th>Level</th> <th>Factor</th> <th>Loss</th> <th>Factor</th> <th>Factor</th> <th></th> </tr> <tr> <th>MHz</th> <th>dBuV/m</th> <th>dBuV/m</th> <th>dB</th> <th>dBuV</th> <th>dB/m</th> <th>dB</th> <th>dB</th> <th>cm</th> <th>deg</th> </tr> </thead> <tbody> <tr> <td>1</td> <td>5029.28</td> <td>39.96</td> <td>54.00</td> <td>-14.04</td> <td>33.97</td> <td>33.24</td> <td>9.09</td> <td>37.14</td> <td>0.00</td> <td>300</td> <td>85</td> <td>AVERAGE</td> </tr> </tbody> </table>	Limit	Read	Ant	Cable	Preamp	Aux	APos	TPos	Remark	Freq	Level	Line Margin	Level	Factor	Loss	Factor	Factor		MHz	dBuV/m	dBuV/m	dB	dBuV	dB/m	dB	dB	cm	deg	1	5029.28	39.96	54.00	-14.04	33.97	33.24	9.09	37.14	0.00	300	85	AVERAGE	 <p>Level (dBuV/m)</p> <p>Frequency (MHz)</p> <p>Site : 03CH13-HY Condition: AVG_54 3m HORN_91200_1326 HORIZONTAL : RBW:1000.000kHz VBW:0.300kHz SWT:Auto</p> <table border="1"> <thead> <tr> <th>Limit</th> <th>Read</th> <th>Ant</th> <th>Cable</th> <th>Preamp</th> <th>Aux</th> <th>APos</th> <th>TPos</th> <th>Remark</th> </tr> <tr> <th>Freq</th> <th>Level</th> <th>Line Margin</th> <th>Level</th> <th>Factor</th> <th>Loss</th> <th>Factor</th> <th>Factor</th> <th></th> </tr> <tr> <th>MHz</th> <th>dBuV/m</th> <th>dBuV/m</th> <th>dB</th> <th>dBuV</th> <th>dB/m</th> <th>dB</th> <th>dB</th> <th>cm</th> <th>deg</th> </tr> </thead> <tbody> <tr> <td>1</td> <td>5240.00</td> <td>88.14</td> <td>-----</td> <td>-----</td> <td>81.67</td> <td>33.23</td> <td>10.24</td> <td>37.00</td> <td>0.00</td> <td>300</td> <td>85</td> <td>AVERAGE</td> </tr> </tbody> </table>	Limit	Read	Ant	Cable	Preamp	Aux	APos	TPos	Remark	Freq	Level	Line Margin	Level	Factor	Loss	Factor	Factor		MHz	dBuV/m	dBuV/m	dB	dBuV	dB/m	dB	dB	cm	deg	1	5240.00	88.14	-----	-----	81.67	33.23	10.24	37.00	0.00	300	85	AVERAGE
Limit	Read	Ant	Cable	Preamp	Aux	APos	TPos	Remark																																																																												
Freq	Level	Line Margin	Level	Factor	Loss	Factor	Factor																																																																													
MHz	dBuV/m	dBuV/m	dB	dBuV	dB/m	dB	dB	cm	deg																																																																											
1	5029.28	39.96	54.00	-14.04	33.97	33.24	9.09	37.14	0.00	300	85	AVERAGE																																																																								
Limit	Read	Ant	Cable	Preamp	Aux	APos	TPos	Remark																																																																												
Freq	Level	Line Margin	Level	Factor	Loss	Factor	Factor																																																																													
MHz	dBuV/m	dBuV/m	dB	dBuV	dB/m	dB	dB	cm	deg																																																																											
1	5240.00	88.14	-----	-----	81.67	33.23	10.24	37.00	0.00	300	85	AVERAGE																																																																								



Mode	6																																							
	Band Edge - R																																							
	U-NII-1_5.15-5.25_802.11n HT20_CH48_5240MHz																																							
ANT	1																																							
Pol.	Horizontal	Fundamental																																						
Peak	<p>Level (dBuV/m)</p> <p>Frequency (MHz)</p> <p>PEAK_BE_74</p> <p>Site : 03CH13-HY Condition: PEAK_BE_74 3m HORN_91200_1326 HORIZONTAL : RBW:1000.000kHz VBW:3000.000kHz SMT:Auto</p> <table border="1"> <thead> <tr> <th>Limit</th> <th>Read</th> <th>Ant</th> <th>Cable</th> <th>Preamp</th> <th>Aux</th> <th>APos</th> <th>TPos</th> <th>Remark</th> </tr> <tr> <th>Freq</th> <th>Level</th> <th>Line</th> <th>Margin</th> <th>Level</th> <th>Factor</th> <th>Loss</th> <th>Factor</th> <th>Factor</th> </tr> <tr> <th>MHz</th> <th>dBuV/m</th> <th>dBuV/m</th> <th>dB</th> <th>dBuV</th> <th>dB/m</th> <th>dB</th> <th>dB</th> <th>cm</th> <th>deg</th> </tr> </thead> <tbody> <tr> <td>1 5438.66</td> <td>48.70</td> <td>74.00</td> <td>-25.30</td> <td>42.15</td> <td>33.10</td> <td>10.31</td> <td>36.86</td> <td>0.00</td> <td>300 85 PEAK</td> </tr> </tbody> </table>	Limit	Read	Ant	Cable	Preamp	Aux	APos	TPos	Remark	Freq	Level	Line	Margin	Level	Factor	Loss	Factor	Factor	MHz	dBuV/m	dBuV/m	dB	dBuV	dB/m	dB	dB	cm	deg	1 5438.66	48.70	74.00	-25.30	42.15	33.10	10.31	36.86	0.00	300 85 PEAK	Blank
Limit	Read	Ant	Cable	Preamp	Aux	APos	TPos	Remark																																
Freq	Level	Line	Margin	Level	Factor	Loss	Factor	Factor																																
MHz	dBuV/m	dBuV/m	dB	dBuV	dB/m	dB	dB	cm	deg																															
1 5438.66	48.70	74.00	-25.30	42.15	33.10	10.31	36.86	0.00	300 85 PEAK																															
Avg	<p>Level (dBuV/m)</p> <p>Frequency (MHz)</p> <p>AVG_BE_54</p> <p>Site : 03CH13-HY Condition: AVG_BE_54 3m HORN_91200_1326 HORIZONTAL : RBW:1000.000kHz VBW:0.300kHz SMT:Auto</p> <table border="1"> <thead> <tr> <th>Limit</th> <th>Read</th> <th>Ant</th> <th>Cable</th> <th>Preamp</th> <th>Aux</th> <th>APos</th> <th>TPos</th> <th>Remark</th> </tr> <tr> <th>Freq</th> <th>Level</th> <th>Line</th> <th>Margin</th> <th>Level</th> <th>Factor</th> <th>Loss</th> <th>Factor</th> <th>Factor</th> </tr> <tr> <th>MHz</th> <th>dBuV/m</th> <th>dBuV/m</th> <th>dB</th> <th>dBuV</th> <th>dB/m</th> <th>dB</th> <th>dB</th> <th>cm</th> <th>deg</th> </tr> </thead> <tbody> <tr> <td>1 5459.56</td> <td>39.16</td> <td>54.00</td> <td>-14.84</td> <td>32.60</td> <td>33.10</td> <td>10.31</td> <td>36.85</td> <td>0.00</td> <td>300 85 AVERAGE</td> </tr> </tbody> </table>	Limit	Read	Ant	Cable	Preamp	Aux	APos	TPos	Remark	Freq	Level	Line	Margin	Level	Factor	Loss	Factor	Factor	MHz	dBuV/m	dBuV/m	dB	dBuV	dB/m	dB	dB	cm	deg	1 5459.56	39.16	54.00	-14.84	32.60	33.10	10.31	36.85	0.00	300 85 AVERAGE	Blank
Limit	Read	Ant	Cable	Preamp	Aux	APos	TPos	Remark																																
Freq	Level	Line	Margin	Level	Factor	Loss	Factor	Factor																																
MHz	dBuV/m	dBuV/m	dB	dBuV	dB/m	dB	dB	cm	deg																															
1 5459.56	39.16	54.00	-14.84	32.60	33.10	10.31	36.85	0.00	300 85 AVERAGE																															



Mode	6																																																																																			
	Band Edge - L																																																																																			
	U-NII-1_5.15-5.25_802.11n_HT20_CH48_5240MHz																																																																																			
ANT	1																																																																																			
Pol.	Vertical	Fundamental																																																																																		
Peak	<p>Site : 03CH13-HY Condition: PEAK_BE_74 3m HORN_91200_1326 VERTICAL : RBW:1000.000kHz VBW:3000.000kHz SWT:Auto</p> <table border="1"> <thead> <tr> <th>Limit</th> <th>Read</th> <th>Ant</th> <th>Cable</th> <th>Preamp</th> <th>Aux</th> <th>APos</th> <th>TPos</th> <th>Remark</th> </tr> <tr> <th>Freq</th> <th>Level</th> <th>Line</th> <th>Margin</th> <th>Level</th> <th>Factor</th> <th>Loss</th> <th>Factor</th> <th>Factor</th> </tr> <tr> <th>MHz</th> <th>dBuV/m</th> <th>dBuV/m</th> <th>dB</th> <th>dBuV</th> <th>dB/m</th> <th>dB</th> <th>dB</th> <th>cm</th> <th>deg</th> </tr> </thead> <tbody> <tr> <td>1</td> <td>5011.04</td> <td>50.01</td> <td>74.00</td> <td>-23.99</td> <td>44.03</td> <td>33.28</td> <td>9.85</td> <td>37.15</td> <td>0.00</td> <td>358</td> <td>223</td> <td>PEAK</td> </tr> </tbody> </table>	Limit	Read	Ant	Cable	Preamp	Aux	APos	TPos	Remark	Freq	Level	Line	Margin	Level	Factor	Loss	Factor	Factor	MHz	dBuV/m	dBuV/m	dB	dBuV	dB/m	dB	dB	cm	deg	1	5011.04	50.01	74.00	-23.99	44.03	33.28	9.85	37.15	0.00	358	223	PEAK	<p>Site : 03CH13-HY Condition: PEAK(UNII) 3m HORN_91200_1326 VERTICAL : RBW:1000.000kHz VBW:3000.000kHz SWT:Auto</p> <table border="1"> <thead> <tr> <th>Limit</th> <th>Read</th> <th>Ant</th> <th>Cable</th> <th>Preamp</th> <th>Aux</th> <th>APos</th> <th>TPos</th> <th>Remark</th> </tr> <tr> <th>Freq</th> <th>Level</th> <th>Line</th> <th>Margin</th> <th>Level</th> <th>Factor</th> <th>Loss</th> <th>Factor</th> <th>Factor</th> </tr> <tr> <th>MHz</th> <th>dBuV/m</th> <th>dBuV/m</th> <th>dB</th> <th>dBuV</th> <th>dB/m</th> <th>dB</th> <th>dB</th> <th>cm</th> <th>deg</th> </tr> </thead> <tbody> <tr> <td>1</td> <td>5240.00</td> <td>101.24</td> <td>-----</td> <td>-----</td> <td>94.77</td> <td>33.22</td> <td>10.25</td> <td>37.00</td> <td>0.00</td> <td>358</td> <td>223</td> <td>PEAK</td> </tr> </tbody> </table>	Limit	Read	Ant	Cable	Preamp	Aux	APos	TPos	Remark	Freq	Level	Line	Margin	Level	Factor	Loss	Factor	Factor	MHz	dBuV/m	dBuV/m	dB	dBuV	dB/m	dB	dB	cm	deg	1	5240.00	101.24	-----	-----	94.77	33.22	10.25	37.00	0.00	358	223	PEAK
	Limit	Read	Ant	Cable	Preamp	Aux	APos	TPos	Remark																																																																											
Freq	Level	Line	Margin	Level	Factor	Loss	Factor	Factor																																																																												
MHz	dBuV/m	dBuV/m	dB	dBuV	dB/m	dB	dB	cm	deg																																																																											
1	5011.04	50.01	74.00	-23.99	44.03	33.28	9.85	37.15	0.00	358	223	PEAK																																																																								
Limit	Read	Ant	Cable	Preamp	Aux	APos	TPos	Remark																																																																												
Freq	Level	Line	Margin	Level	Factor	Loss	Factor	Factor																																																																												
MHz	dBuV/m	dBuV/m	dB	dBuV	dB/m	dB	dB	cm	deg																																																																											
1	5240.00	101.24	-----	-----	94.77	33.22	10.25	37.00	0.00	358	223	PEAK																																																																								
Avg	<p>Site : 03CH13-HY Condition: AVG_BE_54 3m HORN_91200_1326 VERTICAL : RBW:1000.000kHz VBW:0.300kHz SWT:Auto</p> <table border="1"> <thead> <tr> <th>Limit</th> <th>Read</th> <th>Ant</th> <th>Cable</th> <th>Preamp</th> <th>Aux</th> <th>APos</th> <th>TPos</th> <th>Remark</th> </tr> <tr> <th>Freq</th> <th>Level</th> <th>Line</th> <th>Margin</th> <th>Level</th> <th>Factor</th> <th>Loss</th> <th>Factor</th> <th>Factor</th> </tr> <tr> <th>MHz</th> <th>dBuV/m</th> <th>dBuV/m</th> <th>dB</th> <th>dBuV</th> <th>dB/m</th> <th>dB</th> <th>dB</th> <th>cm</th> <th>deg</th> </tr> </thead> <tbody> <tr> <td>1</td> <td>5097.44</td> <td>40.03</td> <td>54.00</td> <td>-13.97</td> <td>33.99</td> <td>33.11</td> <td>10.02</td> <td>37.09</td> <td>0.00</td> <td>358</td> <td>223</td> <td>AVERAGE</td> </tr> </tbody> </table>	Limit	Read	Ant	Cable	Preamp	Aux	APos	TPos	Remark	Freq	Level	Line	Margin	Level	Factor	Loss	Factor	Factor	MHz	dBuV/m	dBuV/m	dB	dBuV	dB/m	dB	dB	cm	deg	1	5097.44	40.03	54.00	-13.97	33.99	33.11	10.02	37.09	0.00	358	223	AVERAGE	<p>Site : 03CH13-HY Condition: AVG_54 3m HORN_91200_1326 VERTICAL : RBW:1000.000kHz VBW:0.300kHz SWT:Auto</p> <table border="1"> <thead> <tr> <th>Limit</th> <th>Read</th> <th>Ant</th> <th>Cable</th> <th>Preamp</th> <th>Aux</th> <th>APos</th> <th>TPos</th> <th>Remark</th> </tr> <tr> <th>Freq</th> <th>Level</th> <th>Line</th> <th>Margin</th> <th>Level</th> <th>Factor</th> <th>Loss</th> <th>Factor</th> <th>Factor</th> </tr> <tr> <th>MHz</th> <th>dBuV/m</th> <th>dBuV/m</th> <th>dB</th> <th>dBuV</th> <th>dB/m</th> <th>dB</th> <th>dB</th> <th>cm</th> <th>deg</th> </tr> </thead> <tbody> <tr> <td>1</td> <td>5240.00</td> <td>93.70</td> <td>-----</td> <td>-----</td> <td>87.23</td> <td>33.22</td> <td>10.25</td> <td>37.00</td> <td>0.00</td> <td>358</td> <td>223</td> <td>AVERAGE</td> </tr> </tbody> </table>	Limit	Read	Ant	Cable	Preamp	Aux	APos	TPos	Remark	Freq	Level	Line	Margin	Level	Factor	Loss	Factor	Factor	MHz	dBuV/m	dBuV/m	dB	dBuV	dB/m	dB	dB	cm	deg	1	5240.00	93.70	-----	-----	87.23	33.22	10.25	37.00	0.00	358	223	AVERAGE
Limit	Read	Ant	Cable	Preamp	Aux	APos	TPos	Remark																																																																												
Freq	Level	Line	Margin	Level	Factor	Loss	Factor	Factor																																																																												
MHz	dBuV/m	dBuV/m	dB	dBuV	dB/m	dB	dB	cm	deg																																																																											
1	5097.44	40.03	54.00	-13.97	33.99	33.11	10.02	37.09	0.00	358	223	AVERAGE																																																																								
Limit	Read	Ant	Cable	Preamp	Aux	APos	TPos	Remark																																																																												
Freq	Level	Line	Margin	Level	Factor	Loss	Factor	Factor																																																																												
MHz	dBuV/m	dBuV/m	dB	dBuV	dB/m	dB	dB	cm	deg																																																																											
1	5240.00	93.70	-----	-----	87.23	33.22	10.25	37.00	0.00	358	223	AVERAGE																																																																								



Mode	6																																														
	Band Edge - R																																														
	U-NII-1_5.15-5.25_802.11n HT20_CH48_5240MHz																																														
ANT	1																																														
Pol.	Vertical	Fundamental																																													
Peak	<p>Site : 03CH13-HY Condition: PEAK_BE_74 3m HORN 91200 1326 VERTICAL : RBW:1000.000kHz VBW:3000.000kHz SMT:Auto</p> <table border="1"> <thead> <tr> <th>Limit</th> <th>Read</th> <th>Ant</th> <th>Cable</th> <th>Preamp</th> <th>Aux</th> <th>APos</th> <th>TPos</th> <th>Remark</th> </tr> <tr> <th>Freq</th> <th>Level</th> <th>Line</th> <th>Margin</th> <th>Level</th> <th>Factor</th> <th>Loss</th> <th>Factor</th> <th>Factor</th> </tr> <tr> <th>MHz</th> <th>dBuV/m</th> <th>dBuV/m</th> <th>dB</th> <th>dBuV</th> <th>dB/m</th> <th>dB</th> <th>dB</th> <th>dB</th> </tr> </thead> <tbody> <tr> <td>1 5408.30</td> <td>49.69</td> <td>74.00</td> <td>-24.31</td> <td>43.16</td> <td>33.10</td> <td>10.31</td> <td>36.88</td> <td>0.00</td> </tr> <tr> <td></td> <td></td> <td></td> <td></td> <td></td> <td></td> <td></td> <td></td> <td>358 223 PEAK</td> </tr> </tbody> </table>	Limit	Read	Ant	Cable	Preamp	Aux	APos	TPos	Remark	Freq	Level	Line	Margin	Level	Factor	Loss	Factor	Factor	MHz	dBuV/m	dBuV/m	dB	dBuV	dB/m	dB	dB	dB	1 5408.30	49.69	74.00	-24.31	43.16	33.10	10.31	36.88	0.00									358 223 PEAK	Blank
Limit	Read	Ant	Cable	Preamp	Aux	APos	TPos	Remark																																							
Freq	Level	Line	Margin	Level	Factor	Loss	Factor	Factor																																							
MHz	dBuV/m	dBuV/m	dB	dBuV	dB/m	dB	dB	dB																																							
1 5408.30	49.69	74.00	-24.31	43.16	33.10	10.31	36.88	0.00																																							
								358 223 PEAK																																							
Avg	<p>Site : 03CH13-HY Condition: AVG_BE_54 3m HORN 91200 1326 VERTICAL : RBW:1000.000kHz VBW:0.300kHz SMT:Auto</p> <table border="1"> <thead> <tr> <th>Limit</th> <th>Read</th> <th>Ant</th> <th>Cable</th> <th>Preamp</th> <th>Aux</th> <th>APos</th> <th>TPos</th> <th>Remark</th> </tr> <tr> <th>Freq</th> <th>Level</th> <th>Line</th> <th>Margin</th> <th>Level</th> <th>Factor</th> <th>Loss</th> <th>Factor</th> <th>Factor</th> </tr> <tr> <th>MHz</th> <th>dBuV/m</th> <th>dBuV/m</th> <th>dB</th> <th>dBuV</th> <th>dB/m</th> <th>dB</th> <th>dB</th> <th>dB</th> </tr> </thead> <tbody> <tr> <td>1 5455.82</td> <td>39.22</td> <td>54.00</td> <td>-14.78</td> <td>32.66</td> <td>33.10</td> <td>10.31</td> <td>36.85</td> <td>0.00</td> </tr> <tr> <td></td> <td></td> <td></td> <td></td> <td></td> <td></td> <td></td> <td></td> <td>358 223 AVERAGE</td> </tr> </tbody> </table>	Limit	Read	Ant	Cable	Preamp	Aux	APos	TPos	Remark	Freq	Level	Line	Margin	Level	Factor	Loss	Factor	Factor	MHz	dBuV/m	dBuV/m	dB	dBuV	dB/m	dB	dB	dB	1 5455.82	39.22	54.00	-14.78	32.66	33.10	10.31	36.85	0.00									358 223 AVERAGE	Blank
Limit	Read	Ant	Cable	Preamp	Aux	APos	TPos	Remark																																							
Freq	Level	Line	Margin	Level	Factor	Loss	Factor	Factor																																							
MHz	dBuV/m	dBuV/m	dB	dBuV	dB/m	dB	dB	dB																																							
1 5455.82	39.22	54.00	-14.78	32.66	33.10	10.31	36.85	0.00																																							
								358 223 AVERAGE																																							



Mode	6																																																																																																																							
	Harmonic																																																																																																																							
	U-NII-1_5.15-5.25_802.11n HT20_CH48_5240MHz																																																																																																																							
ANT	1																																																																																																																							
Pol.	Horizontal	Vertical																																																																																																																						
Peak Avg	<p>Site : 03CH13-HY Condition: PEAK(UIN1) 3m HORN_91280_1326 HORIZONTAL</p> <table border="1"> <thead> <tr> <th></th> <th>Limit</th> <th>Read</th> <th>Ant</th> <th>Cable</th> <th>Preamp</th> <th>Aux</th> <th>APos</th> <th>TPos</th> <th></th> </tr> <tr> <th>Freq</th> <th>Level</th> <th>Line Margin</th> <th>Level</th> <th>Factor</th> <th>Loss Factor</th> <th>Factor</th> <th></th> <th></th> <th>Remark</th> </tr> <tr> <th></th> <th>MHz</th> <th>dBuV/m</th> <th>dBuV/m</th> <th>dB</th> <th>dBuV</th> <th>dB/m</th> <th>dB</th> <th>dB</th> <th>dB</th> <th>cm</th> <th>deg</th> <th></th> </tr> </thead> <tbody> <tr> <td>1</td> <td>10480.00</td> <td>47.64</td> <td>68.20</td> <td>-20.56</td> <td>49.31</td> <td>38.90</td> <td>15.41</td> <td>56.52</td> <td>0.54</td> <td>--</td> <td>--</td> <td>PEAK</td> </tr> <tr> <td>2</td> <td>15720.00</td> <td>44.07</td> <td>74.00</td> <td>-29.93</td> <td>42.42</td> <td>38.14</td> <td>18.89</td> <td>56.20</td> <td>0.82</td> <td>--</td> <td>--</td> <td>PEAK</td> </tr> </tbody> </table>		Limit	Read	Ant	Cable	Preamp	Aux	APos	TPos		Freq	Level	Line Margin	Level	Factor	Loss Factor	Factor			Remark		MHz	dBuV/m	dBuV/m	dB	dBuV	dB/m	dB	dB	dB	cm	deg		1	10480.00	47.64	68.20	-20.56	49.31	38.90	15.41	56.52	0.54	--	--	PEAK	2	15720.00	44.07	74.00	-29.93	42.42	38.14	18.89	56.20	0.82	--	--	PEAK	<p>Site : 03CH13-HY Condition: PEAK(UIN1) 3m HORN_91280_1326 VERTICAL</p> <table border="1"> <thead> <tr> <th></th> <th>Limit</th> <th>Read</th> <th>Ant</th> <th>Cable</th> <th>Preamp</th> <th>Aux</th> <th>APos</th> <th>TPos</th> <th></th> </tr> <tr> <th>Freq</th> <th>Level</th> <th>Line Margin</th> <th>Level</th> <th>Factor</th> <th>Loss Factor</th> <th>Factor</th> <th></th> <th></th> <th>Remark</th> </tr> <tr> <th></th> <th>MHz</th> <th>dBuV/m</th> <th>dBuV/m</th> <th>dB</th> <th>dBuV</th> <th>dB/m</th> <th>dB</th> <th>dB</th> <th>dB</th> <th>cm</th> <th>deg</th> <th></th> </tr> </thead> <tbody> <tr> <td>1</td> <td>10480.00</td> <td>48.19</td> <td>68.20</td> <td>-20.01</td> <td>49.86</td> <td>38.90</td> <td>15.41</td> <td>56.52</td> <td>0.54</td> <td>--</td> <td>--</td> <td>PEAK</td> </tr> <tr> <td>2</td> <td>15720.00</td> <td>44.03</td> <td>74.00</td> <td>-29.97</td> <td>42.38</td> <td>38.14</td> <td>18.89</td> <td>56.20</td> <td>0.82</td> <td>--</td> <td>--</td> <td>PEAK</td> </tr> </tbody> </table>		Limit	Read	Ant	Cable	Preamp	Aux	APos	TPos		Freq	Level	Line Margin	Level	Factor	Loss Factor	Factor			Remark		MHz	dBuV/m	dBuV/m	dB	dBuV	dB/m	dB	dB	dB	cm	deg		1	10480.00	48.19	68.20	-20.01	49.86	38.90	15.41	56.52	0.54	--	--	PEAK	2	15720.00	44.03	74.00	-29.97	42.38	38.14	18.89	56.20	0.82	--	--	PEAK
		Limit	Read	Ant	Cable	Preamp	Aux	APos	TPos																																																																																																															
Freq	Level	Line Margin	Level	Factor	Loss Factor	Factor			Remark																																																																																																															
	MHz	dBuV/m	dBuV/m	dB	dBuV	dB/m	dB	dB	dB	cm	deg																																																																																																													
1	10480.00	47.64	68.20	-20.56	49.31	38.90	15.41	56.52	0.54	--	--	PEAK																																																																																																												
2	15720.00	44.07	74.00	-29.93	42.42	38.14	18.89	56.20	0.82	--	--	PEAK																																																																																																												
	Limit	Read	Ant	Cable	Preamp	Aux	APos	TPos																																																																																																																
Freq	Level	Line Margin	Level	Factor	Loss Factor	Factor			Remark																																																																																																															
	MHz	dBuV/m	dBuV/m	dB	dBuV	dB/m	dB	dB	dB	cm	deg																																																																																																													
1	10480.00	48.19	68.20	-20.01	49.86	38.90	15.41	56.52	0.54	--	--	PEAK																																																																																																												
2	15720.00	44.03	74.00	-29.97	42.38	38.14	18.89	56.20	0.82	--	--	PEAK																																																																																																												



	6	
Mode	Harmonic	
	U-NII-1_5.15-5.25_802.11n HT20_CH48_5240MHz	
ANT	1	
Pol.	Horizontal	Vertical
14.47G ~14.5G Avg	<p>Site : 03CH13-HY Condition: AVG_54 3m HORN_91280_1326 HORIZONTAL</p>	<p>Site : 03CH13-HY Condition: AVG_54 3m HORN_91280_1326 VERTICAL</p>
	17.7G ~18G Avg	<p>Site : 03CH13-HY Condition: AVG_54 3m HORN_91280_1326 HORIZONTAL</p>



Mode	7																																																																																			
	Band Edge - L																																																																																			
	U-NII-1_5.15-5.25_802.11n_HT40_CH38_5190MHz																																																																																			
ANT	1																																																																																			
Pol.	Horizontal	Fundamental																																																																																		
Peak	<p>Site : 03CH13-HY Condition: PEAK_BE_74 3m HORN_91200_1326 HORIZONTAL : RBW:1000.000kHz VBW:3000.000kHz SWT:Auto</p> <table border="1"> <thead> <tr> <th>Limit</th> <th>Read</th> <th>Ant</th> <th>Cable</th> <th>Preamp</th> <th>Aux</th> <th>APos</th> <th>TPos</th> <th>Remark</th> </tr> <tr> <th>Freq</th> <th>Level</th> <th>Line Margin</th> <th>Level Factor</th> <th>Loss Factor</th> <th>Factor</th> <th></th> <th></th> <th></th> </tr> <tr> <th>MHz</th> <th>dBuV/m</th> <th>dBuV/m</th> <th>dB</th> <th>dBuV</th> <th>dB/m</th> <th>dB</th> <th>dB</th> <th>cm</th> <th>deg</th> </tr> </thead> <tbody> <tr> <td>1</td> <td>5149.72</td> <td>51.29</td> <td>74.00</td> <td>-22.71</td> <td>45.02</td> <td>33.20</td> <td>10.13</td> <td>37.06</td> <td>0.00</td> <td>400</td> <td>146</td> <td>PEAK</td> </tr> </tbody> </table>	Limit	Read	Ant	Cable	Preamp	Aux	APos	TPos	Remark	Freq	Level	Line Margin	Level Factor	Loss Factor	Factor				MHz	dBuV/m	dBuV/m	dB	dBuV	dB/m	dB	dB	cm	deg	1	5149.72	51.29	74.00	-22.71	45.02	33.20	10.13	37.06	0.00	400	146	PEAK	<p>Site : 03CH13-HY Condition: PEAK(UNII) 3m HORN_91200_1326 HORIZONTAL : RBW:1000.000kHz VBW:3000.000kHz SWT:Auto</p> <table border="1"> <thead> <tr> <th>Limit</th> <th>Read</th> <th>Ant</th> <th>Cable</th> <th>Preamp</th> <th>Aux</th> <th>APos</th> <th>TPos</th> <th>Remark</th> </tr> <tr> <th>Freq</th> <th>Level</th> <th>Line Margin</th> <th>Level Factor</th> <th>Loss Factor</th> <th>Factor</th> <th></th> <th></th> <th></th> </tr> <tr> <th>MHz</th> <th>dBuV/m</th> <th>dBuV/m</th> <th>dB</th> <th>dBuV</th> <th>dB/m</th> <th>dB</th> <th>dB</th> <th>cm</th> <th>deg</th> </tr> </thead> <tbody> <tr> <td>1</td> <td>5190.00</td> <td>94.65</td> <td>-----</td> <td>-----</td> <td>88.19</td> <td>33.28</td> <td>10.21</td> <td>37.03</td> <td>0.00</td> <td>400</td> <td>146</td> <td>PEAK</td> </tr> </tbody> </table>	Limit	Read	Ant	Cable	Preamp	Aux	APos	TPos	Remark	Freq	Level	Line Margin	Level Factor	Loss Factor	Factor				MHz	dBuV/m	dBuV/m	dB	dBuV	dB/m	dB	dB	cm	deg	1	5190.00	94.65	-----	-----	88.19	33.28	10.21	37.03	0.00	400	146	PEAK
Limit	Read	Ant	Cable	Preamp	Aux	APos	TPos	Remark																																																																												
Freq	Level	Line Margin	Level Factor	Loss Factor	Factor																																																																															
MHz	dBuV/m	dBuV/m	dB	dBuV	dB/m	dB	dB	cm	deg																																																																											
1	5149.72	51.29	74.00	-22.71	45.02	33.20	10.13	37.06	0.00	400	146	PEAK																																																																								
Limit	Read	Ant	Cable	Preamp	Aux	APos	TPos	Remark																																																																												
Freq	Level	Line Margin	Level Factor	Loss Factor	Factor																																																																															
MHz	dBuV/m	dBuV/m	dB	dBuV	dB/m	dB	dB	cm	deg																																																																											
1	5190.00	94.65	-----	-----	88.19	33.28	10.21	37.03	0.00	400	146	PEAK																																																																								
Avg	<p>Site : 03CH13-HY Condition: AVG_BE_54 3m HORN_91200_1326 HORIZONTAL : RBW:1000.000kHz VBW:1.000kHz SWT:Auto</p> <table border="1"> <thead> <tr> <th>Limit</th> <th>Read</th> <th>Ant</th> <th>Cable</th> <th>Preamp</th> <th>Aux</th> <th>APos</th> <th>TPos</th> <th>Remark</th> </tr> <tr> <th>Freq</th> <th>Level</th> <th>Line Margin</th> <th>Level Factor</th> <th>Loss Factor</th> <th>Factor</th> <th></th> <th></th> <th></th> </tr> <tr> <th>MHz</th> <th>dBuV/m</th> <th>dBuV/m</th> <th>dB</th> <th>dBuV</th> <th>dB/m</th> <th>dB</th> <th>dB</th> <th>cm</th> <th>deg</th> </tr> </thead> <tbody> <tr> <td>1</td> <td>5148.20</td> <td>42.07</td> <td>54.00</td> <td>-11.93</td> <td>35.00</td> <td>33.20</td> <td>10.13</td> <td>37.06</td> <td>0.00</td> <td>400</td> <td>146</td> <td>AVERAGE</td> </tr> </tbody> </table>	Limit	Read	Ant	Cable	Preamp	Aux	APos	TPos	Remark	Freq	Level	Line Margin	Level Factor	Loss Factor	Factor				MHz	dBuV/m	dBuV/m	dB	dBuV	dB/m	dB	dB	cm	deg	1	5148.20	42.07	54.00	-11.93	35.00	33.20	10.13	37.06	0.00	400	146	AVERAGE	<p>Site : 03CH13-HY Condition: AVG_54 3m HORN_91200_1326 HORIZONTAL : RBW:1000.000kHz VBW:1.000kHz SWT:Auto</p> <table border="1"> <thead> <tr> <th>Limit</th> <th>Read</th> <th>Ant</th> <th>Cable</th> <th>Preamp</th> <th>Aux</th> <th>APos</th> <th>TPos</th> <th>Remark</th> </tr> <tr> <th>Freq</th> <th>Level</th> <th>Line Margin</th> <th>Level Factor</th> <th>Loss Factor</th> <th>Factor</th> <th></th> <th></th> <th></th> </tr> <tr> <th>MHz</th> <th>dBuV/m</th> <th>dBuV/m</th> <th>dB</th> <th>dBuV</th> <th>dB/m</th> <th>dB</th> <th>dB</th> <th>cm</th> <th>deg</th> </tr> </thead> <tbody> <tr> <td>1</td> <td>5190.00</td> <td>87.52</td> <td>-----</td> <td>-----</td> <td>81.06</td> <td>33.28</td> <td>10.21</td> <td>37.03</td> <td>0.00</td> <td>400</td> <td>146</td> <td>AVERAGE</td> </tr> </tbody> </table>	Limit	Read	Ant	Cable	Preamp	Aux	APos	TPos	Remark	Freq	Level	Line Margin	Level Factor	Loss Factor	Factor				MHz	dBuV/m	dBuV/m	dB	dBuV	dB/m	dB	dB	cm	deg	1	5190.00	87.52	-----	-----	81.06	33.28	10.21	37.03	0.00	400	146	AVERAGE
Limit	Read	Ant	Cable	Preamp	Aux	APos	TPos	Remark																																																																												
Freq	Level	Line Margin	Level Factor	Loss Factor	Factor																																																																															
MHz	dBuV/m	dBuV/m	dB	dBuV	dB/m	dB	dB	cm	deg																																																																											
1	5148.20	42.07	54.00	-11.93	35.00	33.20	10.13	37.06	0.00	400	146	AVERAGE																																																																								
Limit	Read	Ant	Cable	Preamp	Aux	APos	TPos	Remark																																																																												
Freq	Level	Line Margin	Level Factor	Loss Factor	Factor																																																																															
MHz	dBuV/m	dBuV/m	dB	dBuV	dB/m	dB	dB	cm	deg																																																																											
1	5190.00	87.52	-----	-----	81.06	33.28	10.21	37.03	0.00	400	146	AVERAGE																																																																								



Mode	7																																							
	Band Edge - R																																							
	U-NII-1_5.15-5.25_802.11n HT40_CH38_5190MHz																																							
ANT	1																																							
Pol.	Horizontal	Fundamental																																						
Peak	<p>Site : 03CH13-HY Condition: PEAK_BE_74 3m HORN 91200 1326 HORIZONTAL : RBW:1000.000kHz VBW:3000.000kHz SMT:Auto</p> <table border="1"> <thead> <tr> <th>Limit</th> <th>Read</th> <th>Ant</th> <th>Cable</th> <th>Preamp</th> <th>Aux</th> <th>APos</th> <th>TPos</th> <th>Remark</th> </tr> <tr> <th>Freq</th> <th>Level</th> <th>Line</th> <th>Margin</th> <th>Level</th> <th>Factor</th> <th>Loss</th> <th>Factor</th> <th>Factor</th> </tr> <tr> <th>MHz</th> <th>dBuV/m</th> <th>dBuV/m</th> <th>dB</th> <th>dBuV</th> <th>dB/m</th> <th>dB</th> <th>dB</th> <th>cm</th> <th>deg</th> </tr> </thead> <tbody> <tr> <td>1 5412.48</td> <td>50.52</td> <td>74.00</td> <td>-23.48</td> <td>43.99</td> <td>33.10</td> <td>10.31</td> <td>36.88</td> <td>0.00</td> <td>400 146 PEAK</td> </tr> </tbody> </table>	Limit	Read	Ant	Cable	Preamp	Aux	APos	TPos	Remark	Freq	Level	Line	Margin	Level	Factor	Loss	Factor	Factor	MHz	dBuV/m	dBuV/m	dB	dBuV	dB/m	dB	dB	cm	deg	1 5412.48	50.52	74.00	-23.48	43.99	33.10	10.31	36.88	0.00	400 146 PEAK	Blank
Limit	Read	Ant	Cable	Preamp	Aux	APos	TPos	Remark																																
Freq	Level	Line	Margin	Level	Factor	Loss	Factor	Factor																																
MHz	dBuV/m	dBuV/m	dB	dBuV	dB/m	dB	dB	cm	deg																															
1 5412.48	50.52	74.00	-23.48	43.99	33.10	10.31	36.88	0.00	400 146 PEAK																															
Avg	<p>Site : 03CH13-HY Condition: AVG_BE_54 3m HORN 91200 1326 HORIZONTAL : RBW:1000.000kHz VBW:1.000kHz SMT:Auto</p> <table border="1"> <thead> <tr> <th>Limit</th> <th>Read</th> <th>Ant</th> <th>Cable</th> <th>Preamp</th> <th>Aux</th> <th>APos</th> <th>TPos</th> <th>Remark</th> </tr> <tr> <th>Freq</th> <th>Level</th> <th>Line</th> <th>Margin</th> <th>Level</th> <th>Factor</th> <th>Loss</th> <th>Factor</th> <th>Factor</th> </tr> <tr> <th>MHz</th> <th>dBuV/m</th> <th>dBuV/m</th> <th>dB</th> <th>dBuV</th> <th>dB/m</th> <th>dB</th> <th>dB</th> <th>cm</th> <th>deg</th> </tr> </thead> <tbody> <tr> <td>1 5452.71</td> <td>39.60</td> <td>54.00</td> <td>-14.40</td> <td>33.04</td> <td>33.10</td> <td>10.31</td> <td>36.85</td> <td>0.00</td> <td>400 146 AVERAGE</td> </tr> </tbody> </table>	Limit	Read	Ant	Cable	Preamp	Aux	APos	TPos	Remark	Freq	Level	Line	Margin	Level	Factor	Loss	Factor	Factor	MHz	dBuV/m	dBuV/m	dB	dBuV	dB/m	dB	dB	cm	deg	1 5452.71	39.60	54.00	-14.40	33.04	33.10	10.31	36.85	0.00	400 146 AVERAGE	Blank
Limit	Read	Ant	Cable	Preamp	Aux	APos	TPos	Remark																																
Freq	Level	Line	Margin	Level	Factor	Loss	Factor	Factor																																
MHz	dBuV/m	dBuV/m	dB	dBuV	dB/m	dB	dB	cm	deg																															
1 5452.71	39.60	54.00	-14.40	33.04	33.10	10.31	36.85	0.00	400 146 AVERAGE																															



	7																																																																																	
Mode	Band Edge - L																																																																																	
	U-NII-1_5.15-5.25_802.11n HT40_CH38_5190MHz																																																																																	
ANT	1																																																																																	
Pol.	Vertical	Fundamental																																																																																
Peak	<p>Site : 03CH13-HY Condition: PEAK_BE_74 3m HORN_91200_1326 VERTICAL : RBW:1000.000kHz VBW:3000.000kHz SWT:Auto</p> <table border="1"> <thead> <tr> <th>Limit</th> <th>Read</th> <th>Ant</th> <th>Cable</th> <th>Preamp</th> <th>Aux</th> <th>APos</th> <th>TPos</th> <th>Remark</th> </tr> <tr> <th>Freq</th> <th>Level</th> <th>Line</th> <th>Margin</th> <th>Level</th> <th>Factor</th> <th>Loss</th> <th>Factor</th> <th>Factor</th> </tr> <tr> <th>MHz</th> <th>dBuV/m</th> <th>dBuV/m</th> <th>dB</th> <th>dBuV</th> <th>dB/m</th> <th>dB</th> <th>dB</th> <th>cm</th> </tr> </thead> <tbody> <tr> <td>1</td> <td>5144.02</td> <td>51.86</td> <td>74.00</td> <td>-22.14</td> <td>45.61</td> <td>33.19</td> <td>10.12</td> <td>37.06</td> <td>0.00</td> <td>300</td> <td>218</td> <td>PEAK</td> </tr> </tbody> </table>	Limit	Read	Ant	Cable	Preamp	Aux	APos	TPos	Remark	Freq	Level	Line	Margin	Level	Factor	Loss	Factor	Factor	MHz	dBuV/m	dBuV/m	dB	dBuV	dB/m	dB	dB	cm	1	5144.02	51.86	74.00	-22.14	45.61	33.19	10.12	37.06	0.00	300	218	PEAK	<p>Site : 03CH13-HY Condition: PEAK(UNII) 3m HORN_91200_1326 VERTICAL : RBW:1000.000kHz VBW:3000.000kHz SWT:Auto</p> <table border="1"> <thead> <tr> <th>Limit</th> <th>Read</th> <th>Ant</th> <th>Cable</th> <th>Preamp</th> <th>Aux</th> <th>APos</th> <th>TPos</th> <th>Remark</th> </tr> <tr> <th>Freq</th> <th>Level</th> <th>Line</th> <th>Margin</th> <th>Level</th> <th>Factor</th> <th>Loss</th> <th>Factor</th> <th>Factor</th> </tr> <tr> <th>MHz</th> <th>dBuV/m</th> <th>dBuV/m</th> <th>dB</th> <th>dBuV</th> <th>dB/m</th> <th>dB</th> <th>dB</th> <th>cm</th> </tr> </thead> <tbody> <tr> <td>1</td> <td>5190.00</td> <td>97.10</td> <td>-----</td> <td>-----</td> <td>90.64</td> <td>33.28</td> <td>10.21</td> <td>37.03</td> <td>0.00</td> <td>300</td> <td>218</td> <td>PEAK</td> </tr> </tbody> </table>	Limit	Read	Ant	Cable	Preamp	Aux	APos	TPos	Remark	Freq	Level	Line	Margin	Level	Factor	Loss	Factor	Factor	MHz	dBuV/m	dBuV/m	dB	dBuV	dB/m	dB	dB	cm	1	5190.00	97.10	-----	-----	90.64	33.28	10.21	37.03	0.00	300	218	PEAK
Limit	Read	Ant	Cable	Preamp	Aux	APos	TPos	Remark																																																																										
Freq	Level	Line	Margin	Level	Factor	Loss	Factor	Factor																																																																										
MHz	dBuV/m	dBuV/m	dB	dBuV	dB/m	dB	dB	cm																																																																										
1	5144.02	51.86	74.00	-22.14	45.61	33.19	10.12	37.06	0.00	300	218	PEAK																																																																						
Limit	Read	Ant	Cable	Preamp	Aux	APos	TPos	Remark																																																																										
Freq	Level	Line	Margin	Level	Factor	Loss	Factor	Factor																																																																										
MHz	dBuV/m	dBuV/m	dB	dBuV	dB/m	dB	dB	cm																																																																										
1	5190.00	97.10	-----	-----	90.64	33.28	10.21	37.03	0.00	300	218	PEAK																																																																						
Avg	<p>Site : 03CH13-HY Condition: AVG_BE_54 3m HORN_91200_1326 VERTICAL : RBW:1000.000kHz VBW:1.000kHz SWT:Auto</p> <table border="1"> <thead> <tr> <th>Limit</th> <th>Read</th> <th>Ant</th> <th>Cable</th> <th>Preamp</th> <th>Aux</th> <th>APos</th> <th>TPos</th> <th>Remark</th> </tr> <tr> <th>Freq</th> <th>Level</th> <th>Line</th> <th>Margin</th> <th>Level</th> <th>Factor</th> <th>Loss</th> <th>Factor</th> <th>Factor</th> </tr> <tr> <th>MHz</th> <th>dBuV/m</th> <th>dBuV/m</th> <th>dB</th> <th>dBuV</th> <th>dB/m</th> <th>dB</th> <th>dB</th> <th>cm</th> </tr> </thead> <tbody> <tr> <td>1</td> <td>5148.50</td> <td>42.81</td> <td>54.00</td> <td>-11.19</td> <td>36.54</td> <td>33.20</td> <td>10.13</td> <td>37.06</td> <td>0.00</td> <td>300</td> <td>218</td> <td>AVERAGE</td> </tr> </tbody> </table>	Limit	Read	Ant	Cable	Preamp	Aux	APos	TPos	Remark	Freq	Level	Line	Margin	Level	Factor	Loss	Factor	Factor	MHz	dBuV/m	dBuV/m	dB	dBuV	dB/m	dB	dB	cm	1	5148.50	42.81	54.00	-11.19	36.54	33.20	10.13	37.06	0.00	300	218	AVERAGE	<p>Site : 03CH13-HY Condition: AVG_54 3m HORN_91200_1326 VERTICAL : RBW:1000.000kHz VBW:1.000kHz SWT:Auto</p> <table border="1"> <thead> <tr> <th>Limit</th> <th>Read</th> <th>Ant</th> <th>Cable</th> <th>Preamp</th> <th>Aux</th> <th>APos</th> <th>TPos</th> <th>Remark</th> </tr> <tr> <th>Freq</th> <th>Level</th> <th>Line</th> <th>Margin</th> <th>Level</th> <th>Factor</th> <th>Loss</th> <th>Factor</th> <th>Factor</th> </tr> <tr> <th>MHz</th> <th>dBuV/m</th> <th>dBuV/m</th> <th>dB</th> <th>dBuV</th> <th>dB/m</th> <th>dB</th> <th>dB</th> <th>cm</th> </tr> </thead> <tbody> <tr> <td>1</td> <td>5190.00</td> <td>89.28</td> <td>-----</td> <td>-----</td> <td>82.82</td> <td>33.28</td> <td>10.21</td> <td>37.03</td> <td>0.00</td> <td>300</td> <td>218</td> <td>AVERAGE</td> </tr> </tbody> </table>	Limit	Read	Ant	Cable	Preamp	Aux	APos	TPos	Remark	Freq	Level	Line	Margin	Level	Factor	Loss	Factor	Factor	MHz	dBuV/m	dBuV/m	dB	dBuV	dB/m	dB	dB	cm	1	5190.00	89.28	-----	-----	82.82	33.28	10.21	37.03	0.00	300	218	AVERAGE
Limit	Read	Ant	Cable	Preamp	Aux	APos	TPos	Remark																																																																										
Freq	Level	Line	Margin	Level	Factor	Loss	Factor	Factor																																																																										
MHz	dBuV/m	dBuV/m	dB	dBuV	dB/m	dB	dB	cm																																																																										
1	5148.50	42.81	54.00	-11.19	36.54	33.20	10.13	37.06	0.00	300	218	AVERAGE																																																																						
Limit	Read	Ant	Cable	Preamp	Aux	APos	TPos	Remark																																																																										
Freq	Level	Line	Margin	Level	Factor	Loss	Factor	Factor																																																																										
MHz	dBuV/m	dBuV/m	dB	dBuV	dB/m	dB	dB	cm																																																																										
1	5190.00	89.28	-----	-----	82.82	33.28	10.21	37.03	0.00	300	218	AVERAGE																																																																						

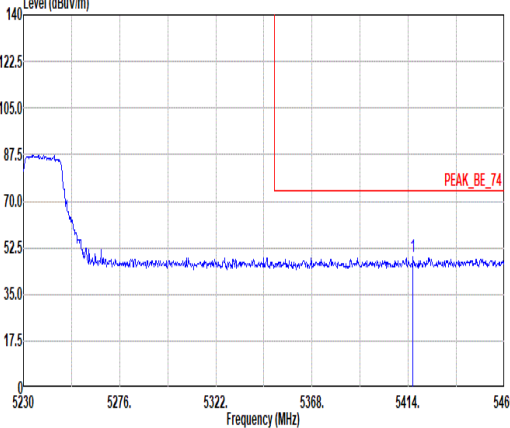
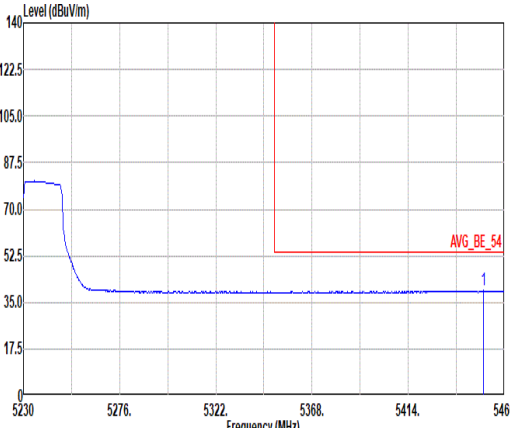


	7																																										
Mode	Band Edge - R																																										
	U-NII-1_5.15-5.25_802.11n HT40_CH38_5190MHz																																										
ANT	1																																										
Pol.	Vertical	Fundamental																																									
Peak	<p>Level (dBuV/m)</p> <p>Frequency (MHz)</p> <p>PEAK_BE_74</p> <p>Site : 03CH13-HY Condition: PEAK_BE_74 3m HORN 91200 1326 VERTICAL : RBW:1000.000kHz VBW:3000.000kHz SMT:Auto</p> <table border="1"> <thead> <tr> <th>Limit</th> <th>Read</th> <th>Ant</th> <th>Cable</th> <th>Preamp</th> <th>Aux</th> <th>APos</th> <th>TPos</th> <th>Remark</th> </tr> <tr> <th>Freq</th> <th>Level</th> <th>Line</th> <th>Margin</th> <th>Level</th> <th>Factor</th> <th>Loss</th> <th>Factor</th> <th>Factor</th> </tr> <tr> <th>MHz</th> <th>dBuV/m</th> <th>dBuV/m</th> <th>dB</th> <th>dBuV</th> <th>dB/m</th> <th>dB</th> <th>dB</th> <th>cm</th> <th>deg</th> </tr> </thead> <tbody> <tr> <td>1</td> <td>5451.09</td> <td>49.18</td> <td>74.00</td> <td>-24.82</td> <td>42.62</td> <td>33.10</td> <td>10.31</td> <td>36.85</td> <td>0.00</td> <td>300</td> <td>218</td> <td>PEAK</td> </tr> </tbody> </table>		Limit	Read	Ant	Cable	Preamp	Aux	APos	TPos	Remark	Freq	Level	Line	Margin	Level	Factor	Loss	Factor	Factor	MHz	dBuV/m	dBuV/m	dB	dBuV	dB/m	dB	dB	cm	deg	1	5451.09	49.18	74.00	-24.82	42.62	33.10	10.31	36.85	0.00	300	218	PEAK
	Limit	Read	Ant	Cable	Preamp	Aux	APos	TPos	Remark																																		
Freq	Level	Line	Margin	Level	Factor	Loss	Factor	Factor																																			
MHz	dBuV/m	dBuV/m	dB	dBuV	dB/m	dB	dB	cm	deg																																		
1	5451.09	49.18	74.00	-24.82	42.62	33.10	10.31	36.85	0.00	300	218	PEAK																															
Avg	<p>Level (dBuV/m)</p> <p>Frequency (MHz)</p> <p>AVG_BE_54</p> <p>Site : 03CH13-HY Condition: AVG_BE_54 3m HORN 91200 1326 VERTICAL : RBW:1000.000kHz VBW:1.000kHz SMT:Auto</p> <table border="1"> <thead> <tr> <th>Limit</th> <th>Read</th> <th>Ant</th> <th>Cable</th> <th>Preamp</th> <th>Aux</th> <th>APos</th> <th>TPos</th> <th>Remark</th> </tr> <tr> <th>Freq</th> <th>Level</th> <th>Line</th> <th>Margin</th> <th>Level</th> <th>Factor</th> <th>Loss</th> <th>Factor</th> <th>Factor</th> </tr> <tr> <th>MHz</th> <th>dBuV/m</th> <th>dBuV/m</th> <th>dB</th> <th>dBuV</th> <th>dB/m</th> <th>dB</th> <th>dB</th> <th>cm</th> <th>deg</th> </tr> </thead> <tbody> <tr> <td>1</td> <td>5450.65</td> <td>39.59</td> <td>54.00</td> <td>-14.41</td> <td>33.03</td> <td>33.10</td> <td>10.31</td> <td>36.85</td> <td>0.00</td> <td>300</td> <td>218</td> <td>AVERAGE</td> </tr> </tbody> </table>		Limit	Read	Ant	Cable	Preamp	Aux	APos	TPos	Remark	Freq	Level	Line	Margin	Level	Factor	Loss	Factor	Factor	MHz	dBuV/m	dBuV/m	dB	dBuV	dB/m	dB	dB	cm	deg	1	5450.65	39.59	54.00	-14.41	33.03	33.10	10.31	36.85	0.00	300	218	AVERAGE
	Limit	Read	Ant	Cable	Preamp	Aux	APos	TPos	Remark																																		
Freq	Level	Line	Margin	Level	Factor	Loss	Factor	Factor																																			
MHz	dBuV/m	dBuV/m	dB	dBuV	dB/m	dB	dB	cm	deg																																		
1	5450.65	39.59	54.00	-14.41	33.03	33.10	10.31	36.85	0.00	300	218	AVERAGE																															



Mode	8																																																																																			
	Band Edge - L																																																																																			
	U-NII-1_5.15-5.25_802.11n_HT40_CH46_5230MHz																																																																																			
ANT	1																																																																																			
Pol.	Horizontal	Fundamental																																																																																		
Peak	<p>Site : 03CH13-HY Condition: PEAK_BE_74 3m HORN_91200_1326 HORIZONTAL : RBW:1000.000kHz VBW:3000.000kHz SWT:Auto</p> <table border="1"> <thead> <tr> <th>Limit</th> <th>Read</th> <th>Ant</th> <th>Cable</th> <th>Preamp</th> <th>Aux</th> <th>APos</th> <th>TPos</th> <th>Remark</th> </tr> <tr> <th>Freq</th> <th>Level</th> <th>Line</th> <th>Margin</th> <th>Level</th> <th>Factor</th> <th>Loss</th> <th>Factor</th> <th>Factor</th> </tr> <tr> <th>MHz</th> <th>dBuV/m</th> <th>dBuV/m</th> <th>dB</th> <th>dBuV</th> <th>dB/m</th> <th>dB</th> <th>dB</th> <th>cm</th> <th>deg</th> </tr> </thead> <tbody> <tr> <td>1</td> <td>5046.92</td> <td>50.70</td> <td>74.00</td> <td>-23.30</td> <td>44.70</td> <td>33.21</td> <td>9.92</td> <td>37.13</td> <td>0.00</td> <td>386</td> <td>360</td> <td>PEAK</td> </tr> </tbody> </table>	Limit	Read	Ant	Cable	Preamp	Aux	APos	TPos	Remark	Freq	Level	Line	Margin	Level	Factor	Loss	Factor	Factor	MHz	dBuV/m	dBuV/m	dB	dBuV	dB/m	dB	dB	cm	deg	1	5046.92	50.70	74.00	-23.30	44.70	33.21	9.92	37.13	0.00	386	360	PEAK	<p>Site : 03CH13-HY Condition: PEAK(UNII) 3m HORN_91200_1326 HORIZONTAL : RBW:1000.000kHz VBW:3000.000kHz SWT:Auto</p> <table border="1"> <thead> <tr> <th>Limit</th> <th>Read</th> <th>Ant</th> <th>Cable</th> <th>Preamp</th> <th>Aux</th> <th>APos</th> <th>TPos</th> <th>Remark</th> </tr> <tr> <th>Freq</th> <th>Level</th> <th>Line</th> <th>Margin</th> <th>Level</th> <th>Factor</th> <th>Loss</th> <th>Factor</th> <th>Factor</th> </tr> <tr> <th>MHz</th> <th>dBuV/m</th> <th>dBuV/m</th> <th>dB</th> <th>dBuV</th> <th>dB/m</th> <th>dB</th> <th>dB</th> <th>cm</th> <th>deg</th> </tr> </thead> <tbody> <tr> <td>1</td> <td>5230.00</td> <td>88.86</td> <td>-----</td> <td>-----</td> <td>82.39</td> <td>33.23</td> <td>10.24</td> <td>37.00</td> <td>0.00</td> <td>386</td> <td>360</td> <td>PEAK</td> </tr> </tbody> </table>	Limit	Read	Ant	Cable	Preamp	Aux	APos	TPos	Remark	Freq	Level	Line	Margin	Level	Factor	Loss	Factor	Factor	MHz	dBuV/m	dBuV/m	dB	dBuV	dB/m	dB	dB	cm	deg	1	5230.00	88.86	-----	-----	82.39	33.23	10.24	37.00	0.00	386	360	PEAK
	Limit	Read	Ant	Cable	Preamp	Aux	APos	TPos	Remark																																																																											
Freq	Level	Line	Margin	Level	Factor	Loss	Factor	Factor																																																																												
MHz	dBuV/m	dBuV/m	dB	dBuV	dB/m	dB	dB	cm	deg																																																																											
1	5046.92	50.70	74.00	-23.30	44.70	33.21	9.92	37.13	0.00	386	360	PEAK																																																																								
Limit	Read	Ant	Cable	Preamp	Aux	APos	TPos	Remark																																																																												
Freq	Level	Line	Margin	Level	Factor	Loss	Factor	Factor																																																																												
MHz	dBuV/m	dBuV/m	dB	dBuV	dB/m	dB	dB	cm	deg																																																																											
1	5230.00	88.86	-----	-----	82.39	33.23	10.24	37.00	0.00	386	360	PEAK																																																																								
Avg	<p>Site : 03CH13-HY Condition: AVG_BE_54 3m HORN_91200_1326 HORIZONTAL : RBW:1000.000kHz VBW:1.000kHz SWT:Auto</p> <table border="1"> <thead> <tr> <th>Limit</th> <th>Read</th> <th>Ant</th> <th>Cable</th> <th>Preamp</th> <th>Aux</th> <th>APos</th> <th>TPos</th> <th>Remark</th> </tr> <tr> <th>Freq</th> <th>Level</th> <th>Line</th> <th>Margin</th> <th>Level</th> <th>Factor</th> <th>Loss</th> <th>Factor</th> <th>Factor</th> </tr> <tr> <th>MHz</th> <th>dBuV/m</th> <th>dBuV/m</th> <th>dB</th> <th>dBuV</th> <th>dB/m</th> <th>dB</th> <th>dB</th> <th>cm</th> <th>deg</th> </tr> </thead> <tbody> <tr> <td>1</td> <td>5003.60</td> <td>40.47</td> <td>54.00</td> <td>-13.53</td> <td>34.50</td> <td>33.29</td> <td>9.84</td> <td>37.16</td> <td>0.00</td> <td>386</td> <td>360</td> <td>AVERAGE</td> </tr> </tbody> </table>	Limit	Read	Ant	Cable	Preamp	Aux	APos	TPos	Remark	Freq	Level	Line	Margin	Level	Factor	Loss	Factor	Factor	MHz	dBuV/m	dBuV/m	dB	dBuV	dB/m	dB	dB	cm	deg	1	5003.60	40.47	54.00	-13.53	34.50	33.29	9.84	37.16	0.00	386	360	AVERAGE	<p>Site : 03CH13-HY Condition: AVG_54 3m HORN_91200_1326 HORIZONTAL : RBW:1000.000kHz VBW:1.000kHz SWT:Auto</p> <table border="1"> <thead> <tr> <th>Limit</th> <th>Read</th> <th>Ant</th> <th>Cable</th> <th>Preamp</th> <th>Aux</th> <th>APos</th> <th>TPos</th> <th>Remark</th> </tr> <tr> <th>Freq</th> <th>Level</th> <th>Line</th> <th>Margin</th> <th>Level</th> <th>Factor</th> <th>Loss</th> <th>Factor</th> <th>Factor</th> </tr> <tr> <th>MHz</th> <th>dBuV/m</th> <th>dBuV/m</th> <th>dB</th> <th>dBuV</th> <th>dB/m</th> <th>dB</th> <th>dB</th> <th>cm</th> <th>deg</th> </tr> </thead> <tbody> <tr> <td>1</td> <td>5230.00</td> <td>81.76</td> <td>-----</td> <td>-----</td> <td>75.29</td> <td>33.23</td> <td>10.24</td> <td>37.00</td> <td>0.00</td> <td>386</td> <td>360</td> <td>AVERAGE</td> </tr> </tbody> </table>	Limit	Read	Ant	Cable	Preamp	Aux	APos	TPos	Remark	Freq	Level	Line	Margin	Level	Factor	Loss	Factor	Factor	MHz	dBuV/m	dBuV/m	dB	dBuV	dB/m	dB	dB	cm	deg	1	5230.00	81.76	-----	-----	75.29	33.23	10.24	37.00	0.00	386	360	AVERAGE
Limit	Read	Ant	Cable	Preamp	Aux	APos	TPos	Remark																																																																												
Freq	Level	Line	Margin	Level	Factor	Loss	Factor	Factor																																																																												
MHz	dBuV/m	dBuV/m	dB	dBuV	dB/m	dB	dB	cm	deg																																																																											
1	5003.60	40.47	54.00	-13.53	34.50	33.29	9.84	37.16	0.00	386	360	AVERAGE																																																																								
Limit	Read	Ant	Cable	Preamp	Aux	APos	TPos	Remark																																																																												
Freq	Level	Line	Margin	Level	Factor	Loss	Factor	Factor																																																																												
MHz	dBuV/m	dBuV/m	dB	dBuV	dB/m	dB	dB	cm	deg																																																																											
1	5230.00	81.76	-----	-----	75.29	33.23	10.24	37.00	0.00	386	360	AVERAGE																																																																								



	8																																									
Mode	Band Edge - R																																									
	U-NII-1_5.15-5.25_802.11n HT40_CH46_5230MHz																																									
ANT	1																																									
Pol.	Horizontal	Fundamental																																								
Peak	 <p>Site : 03CH13-HY Condition: PEAK_BE_74 3m HORN_91200_1326 HORIZONTAL : RBW:1000.000kHz VBW:3000.000kHz SMT:Auto</p> <table border="1"> <thead> <tr> <th>Limit</th> <th>Read</th> <th>Ant</th> <th>Cable</th> <th>Preamp</th> <th>Aux</th> <th>APos</th> <th>TPos</th> <th>Remark</th> </tr> <tr> <th>Freq</th> <th>Level</th> <th>Line Margin</th> <th>Level</th> <th>Factor</th> <th>Loss</th> <th>Factor</th> <th>Factor</th> <th></th> </tr> <tr> <th>MHz</th> <th>dBuV/m</th> <th>dBuV/m</th> <th>dB</th> <th>dBuV</th> <th>dB/m</th> <th>dB</th> <th>dB</th> <th>cm</th> <th>deg</th> </tr> </thead> <tbody> <tr> <td>1 5416.30</td> <td>48.87</td> <td>74.00</td> <td>-25.13</td> <td>42.34</td> <td>33.10</td> <td>10.31</td> <td>36.88</td> <td>0.00</td> <td>306</td> <td>360</td> <td>PEAK</td> </tr> </tbody> </table>	Limit	Read	Ant	Cable	Preamp	Aux	APos	TPos	Remark	Freq	Level	Line Margin	Level	Factor	Loss	Factor	Factor		MHz	dBuV/m	dBuV/m	dB	dBuV	dB/m	dB	dB	cm	deg	1 5416.30	48.87	74.00	-25.13	42.34	33.10	10.31	36.88	0.00	306	360	PEAK	Blank
Limit	Read	Ant	Cable	Preamp	Aux	APos	TPos	Remark																																		
Freq	Level	Line Margin	Level	Factor	Loss	Factor	Factor																																			
MHz	dBuV/m	dBuV/m	dB	dBuV	dB/m	dB	dB	cm	deg																																	
1 5416.30	48.87	74.00	-25.13	42.34	33.10	10.31	36.88	0.00	306	360	PEAK																															
Avg	 <p>Site : 03CH13-HY Condition: AVG_BE_54 3m HORN_91200_1326 HORIZONTAL : RBW:1000.000kHz VBW:1.000kHz SMT:Auto</p> <table border="1"> <thead> <tr> <th>Limit</th> <th>Read</th> <th>Ant</th> <th>Cable</th> <th>Preamp</th> <th>Aux</th> <th>APos</th> <th>TPos</th> <th>Remark</th> </tr> <tr> <th>Freq</th> <th>Level</th> <th>Line Margin</th> <th>Level</th> <th>Factor</th> <th>Loss</th> <th>Factor</th> <th>Factor</th> <th></th> </tr> <tr> <th>MHz</th> <th>dBuV/m</th> <th>dBuV/m</th> <th>dB</th> <th>dBuV</th> <th>dB/m</th> <th>dB</th> <th>dB</th> <th>cm</th> <th>deg</th> </tr> </thead> <tbody> <tr> <td>1 5449.80</td> <td>39.39</td> <td>54.00</td> <td>-14.61</td> <td>32.83</td> <td>33.10</td> <td>10.31</td> <td>36.85</td> <td>0.00</td> <td>306</td> <td>360</td> <td>AVERAGE</td> </tr> </tbody> </table>	Limit	Read	Ant	Cable	Preamp	Aux	APos	TPos	Remark	Freq	Level	Line Margin	Level	Factor	Loss	Factor	Factor		MHz	dBuV/m	dBuV/m	dB	dBuV	dB/m	dB	dB	cm	deg	1 5449.80	39.39	54.00	-14.61	32.83	33.10	10.31	36.85	0.00	306	360	AVERAGE	Blank
Limit	Read	Ant	Cable	Preamp	Aux	APos	TPos	Remark																																		
Freq	Level	Line Margin	Level	Factor	Loss	Factor	Factor																																			
MHz	dBuV/m	dBuV/m	dB	dBuV	dB/m	dB	dB	cm	deg																																	
1 5449.80	39.39	54.00	-14.61	32.83	33.10	10.31	36.85	0.00	306	360	AVERAGE																															

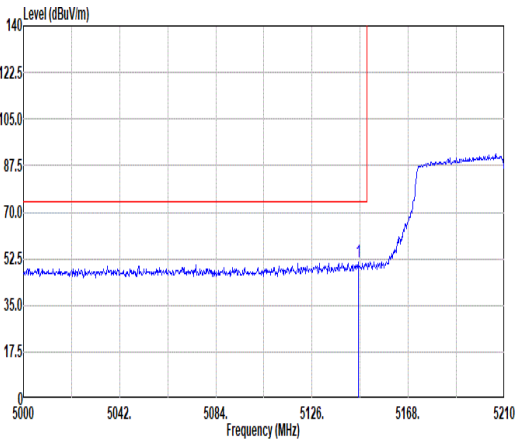
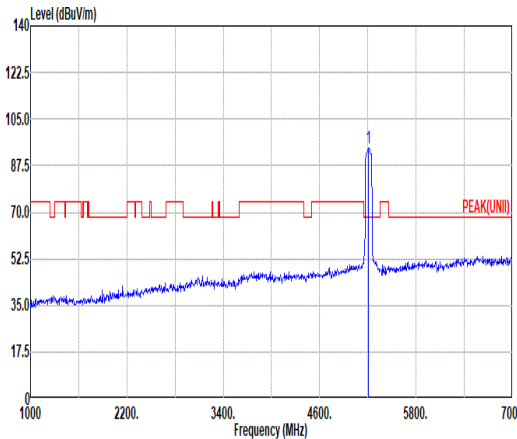
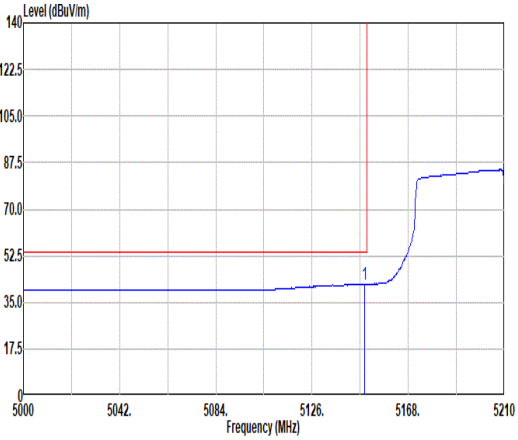
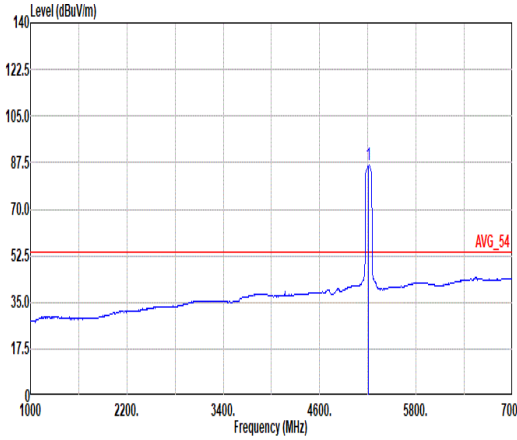


Mode	8																																																																																			
	Band Edge - L																																																																																			
	U-NII-1_5.15-5.25_802.11n_HT40_CH46_5230MHz																																																																																			
ANT	1																																																																																			
Pol.	Vertical	Fundamental																																																																																		
Peak	<p>Site : 03CH13-HY Condition: PEAK_BE_74 3m HORN_91200_1326 VERTICAL : RBW:1000.000kHz VBW:3000.000kHz SWT:Auto</p> <table border="1"> <thead> <tr> <th>Limit</th> <th>Read</th> <th>Ant</th> <th>Cable</th> <th>Preamp</th> <th>Aux</th> <th>APos</th> <th>TPos</th> <th>Remark</th> </tr> <tr> <th>Freq</th> <th>Level</th> <th>Line</th> <th>Margin</th> <th>Level</th> <th>Factor</th> <th>Loss</th> <th>Factor</th> <th>Factor</th> </tr> <tr> <th>MHz</th> <th>dBuV/m</th> <th>dBuV/m</th> <th>dB</th> <th>dBuV</th> <th>dB/m</th> <th>dB</th> <th>dB</th> <th>cm</th> <th>deg</th> </tr> </thead> <tbody> <tr> <td>1</td> <td>5063.59</td> <td>50.55</td> <td>74.00</td> <td>-23.45</td> <td>44.54</td> <td>33.19</td> <td>9.94</td> <td>37.12</td> <td>0.00</td> <td>236</td> <td>360</td> <td>PEAK</td> </tr> </tbody> </table>	Limit	Read	Ant	Cable	Preamp	Aux	APos	TPos	Remark	Freq	Level	Line	Margin	Level	Factor	Loss	Factor	Factor	MHz	dBuV/m	dBuV/m	dB	dBuV	dB/m	dB	dB	cm	deg	1	5063.59	50.55	74.00	-23.45	44.54	33.19	9.94	37.12	0.00	236	360	PEAK	<p>Site : 03CH13-HY Condition: PEAK(UNII) 3m HORN_91200_1326 VERTICAL : RBW:1000.000kHz VBW:3000.000kHz SWT:Auto</p> <table border="1"> <thead> <tr> <th>Limit</th> <th>Read</th> <th>Ant</th> <th>Cable</th> <th>Preamp</th> <th>Aux</th> <th>APos</th> <th>TPos</th> <th>Remark</th> </tr> <tr> <th>Freq</th> <th>Level</th> <th>Line</th> <th>Margin</th> <th>Level</th> <th>Factor</th> <th>Loss</th> <th>Factor</th> <th>Factor</th> </tr> <tr> <th>MHz</th> <th>dBuV/m</th> <th>dBuV/m</th> <th>dB</th> <th>dBuV</th> <th>dB/m</th> <th>dB</th> <th>dB</th> <th>cm</th> <th>deg</th> </tr> </thead> <tbody> <tr> <td>1</td> <td>5230.00</td> <td>79.20</td> <td>-----</td> <td>-----</td> <td>72.74</td> <td>33.20</td> <td>10.25</td> <td>36.99</td> <td>0.00</td> <td>236</td> <td>360</td> <td>PEAK</td> </tr> </tbody> </table>	Limit	Read	Ant	Cable	Preamp	Aux	APos	TPos	Remark	Freq	Level	Line	Margin	Level	Factor	Loss	Factor	Factor	MHz	dBuV/m	dBuV/m	dB	dBuV	dB/m	dB	dB	cm	deg	1	5230.00	79.20	-----	-----	72.74	33.20	10.25	36.99	0.00	236	360	PEAK
	Limit	Read	Ant	Cable	Preamp	Aux	APos	TPos	Remark																																																																											
Freq	Level	Line	Margin	Level	Factor	Loss	Factor	Factor																																																																												
MHz	dBuV/m	dBuV/m	dB	dBuV	dB/m	dB	dB	cm	deg																																																																											
1	5063.59	50.55	74.00	-23.45	44.54	33.19	9.94	37.12	0.00	236	360	PEAK																																																																								
Limit	Read	Ant	Cable	Preamp	Aux	APos	TPos	Remark																																																																												
Freq	Level	Line	Margin	Level	Factor	Loss	Factor	Factor																																																																												
MHz	dBuV/m	dBuV/m	dB	dBuV	dB/m	dB	dB	cm	deg																																																																											
1	5230.00	79.20	-----	-----	72.74	33.20	10.25	36.99	0.00	236	360	PEAK																																																																								
Avg	<p>Site : 03CH13-HY Condition: AVG_BE_54 3m HORN_91200_1326 VERTICAL : RBW:1000.000kHz VBW:1.000kHz SWT:Auto</p> <table border="1"> <thead> <tr> <th>Limit</th> <th>Read</th> <th>Ant</th> <th>Cable</th> <th>Preamp</th> <th>Aux</th> <th>APos</th> <th>TPos</th> <th>Remark</th> </tr> <tr> <th>Freq</th> <th>Level</th> <th>Line</th> <th>Margin</th> <th>Level</th> <th>Factor</th> <th>Loss</th> <th>Factor</th> <th>Factor</th> </tr> <tr> <th>MHz</th> <th>dBuV/m</th> <th>dBuV/m</th> <th>dB</th> <th>dBuV</th> <th>dB/m</th> <th>dB</th> <th>dB</th> <th>cm</th> <th>deg</th> </tr> </thead> <tbody> <tr> <td>1</td> <td>5065.78</td> <td>40.43</td> <td>54.00</td> <td>-13.57</td> <td>34.42</td> <td>33.17</td> <td>9.96</td> <td>37.12</td> <td>0.00</td> <td>236</td> <td>360</td> <td>AVERAGE</td> </tr> </tbody> </table>	Limit	Read	Ant	Cable	Preamp	Aux	APos	TPos	Remark	Freq	Level	Line	Margin	Level	Factor	Loss	Factor	Factor	MHz	dBuV/m	dBuV/m	dB	dBuV	dB/m	dB	dB	cm	deg	1	5065.78	40.43	54.00	-13.57	34.42	33.17	9.96	37.12	0.00	236	360	AVERAGE	<p>Site : 03CH13-HY Condition: AVG_54 3m HORN_91200_1326 VERTICAL : RBW:1000.000kHz VBW:1.000kHz SWT:Auto</p> <table border="1"> <thead> <tr> <th>Limit</th> <th>Read</th> <th>Ant</th> <th>Cable</th> <th>Preamp</th> <th>Aux</th> <th>APos</th> <th>TPos</th> <th>Remark</th> </tr> <tr> <th>Freq</th> <th>Level</th> <th>Line</th> <th>Margin</th> <th>Level</th> <th>Factor</th> <th>Loss</th> <th>Factor</th> <th>Factor</th> </tr> <tr> <th>MHz</th> <th>dBuV/m</th> <th>dBuV/m</th> <th>dB</th> <th>dBuV</th> <th>dB/m</th> <th>dB</th> <th>dB</th> <th>cm</th> <th>deg</th> </tr> </thead> <tbody> <tr> <td>1</td> <td>5230.00</td> <td>72.03</td> <td>-----</td> <td>-----</td> <td>65.57</td> <td>33.20</td> <td>10.25</td> <td>36.99</td> <td>0.00</td> <td>236</td> <td>360</td> <td>AVERAGE</td> </tr> </tbody> </table>	Limit	Read	Ant	Cable	Preamp	Aux	APos	TPos	Remark	Freq	Level	Line	Margin	Level	Factor	Loss	Factor	Factor	MHz	dBuV/m	dBuV/m	dB	dBuV	dB/m	dB	dB	cm	deg	1	5230.00	72.03	-----	-----	65.57	33.20	10.25	36.99	0.00	236	360	AVERAGE
Limit	Read	Ant	Cable	Preamp	Aux	APos	TPos	Remark																																																																												
Freq	Level	Line	Margin	Level	Factor	Loss	Factor	Factor																																																																												
MHz	dBuV/m	dBuV/m	dB	dBuV	dB/m	dB	dB	cm	deg																																																																											
1	5065.78	40.43	54.00	-13.57	34.42	33.17	9.96	37.12	0.00	236	360	AVERAGE																																																																								
Limit	Read	Ant	Cable	Preamp	Aux	APos	TPos	Remark																																																																												
Freq	Level	Line	Margin	Level	Factor	Loss	Factor	Factor																																																																												
MHz	dBuV/m	dBuV/m	dB	dBuV	dB/m	dB	dB	cm	deg																																																																											
1	5230.00	72.03	-----	-----	65.57	33.20	10.25	36.99	0.00	236	360	AVERAGE																																																																								

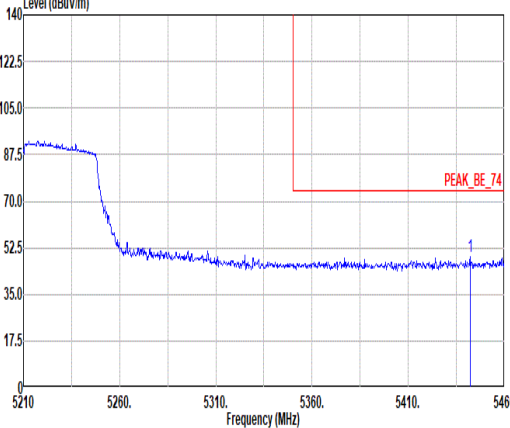
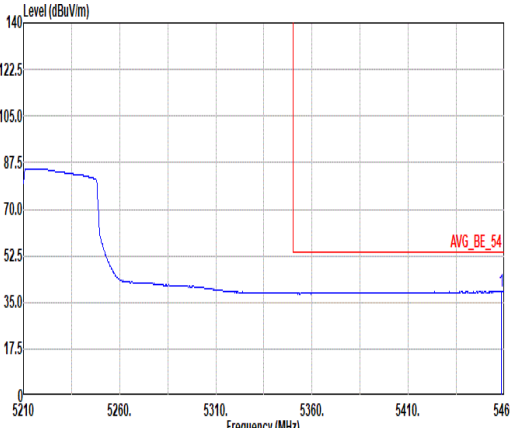


Mode	8																																														
	Band Edge - R																																														
	U-NII-1_5.15-5.25_802.11n HT40_CH46_5230MHz																																														
ANT	1																																														
Pol.	Vertical	Fundamental																																													
Peak	<p>Site : 03CH13-HY Condition: PEAK_BE_74 3m HORN 91200 1326 VERTICAL : RBW:1000.000kHz VBW:3000.000kHz SMT:Auto</p> <table border="1"> <thead> <tr> <th>Limit</th> <th>Read</th> <th>Ant</th> <th>Cable</th> <th>Preamp</th> <th>Aux</th> <th>APos</th> <th>TPos</th> <th>Remark</th> </tr> <tr> <th>Freq</th> <th>Level</th> <th>Line</th> <th>Margin</th> <th>Level</th> <th>Factor</th> <th>Loss</th> <th>Factor</th> <th>Factor</th> </tr> <tr> <th>MHz</th> <th>dBuV/m</th> <th>dBuV/m</th> <th>dB</th> <th>dBuV</th> <th>dB/m</th> <th>dB</th> <th>dB</th> <th>dB</th> </tr> </thead> <tbody> <tr> <td>1 5368.64</td> <td>49.14</td> <td>74.00</td> <td>-24.86</td> <td>42.66</td> <td>33.10</td> <td>10.29</td> <td>36.91</td> <td>0.00</td> </tr> <tr> <td></td> <td></td> <td></td> <td></td> <td></td> <td></td> <td></td> <td></td> <td>236 360 PEAK</td> </tr> </tbody> </table>	Limit	Read	Ant	Cable	Preamp	Aux	APos	TPos	Remark	Freq	Level	Line	Margin	Level	Factor	Loss	Factor	Factor	MHz	dBuV/m	dBuV/m	dB	dBuV	dB/m	dB	dB	dB	1 5368.64	49.14	74.00	-24.86	42.66	33.10	10.29	36.91	0.00									236 360 PEAK	Blank
Limit	Read	Ant	Cable	Preamp	Aux	APos	TPos	Remark																																							
Freq	Level	Line	Margin	Level	Factor	Loss	Factor	Factor																																							
MHz	dBuV/m	dBuV/m	dB	dBuV	dB/m	dB	dB	dB																																							
1 5368.64	49.14	74.00	-24.86	42.66	33.10	10.29	36.91	0.00																																							
								236 360 PEAK																																							
Avg	<p>Site : 03CH13-HY Condition: AVG_BE_54 3m HORN 91200 1326 VERTICAL : RBW:1000.000kHz VBW:1.000kHz SMT:Auto</p> <table border="1"> <thead> <tr> <th>Limit</th> <th>Read</th> <th>Ant</th> <th>Cable</th> <th>Preamp</th> <th>Aux</th> <th>APos</th> <th>TPos</th> <th>Remark</th> </tr> <tr> <th>Freq</th> <th>Level</th> <th>Line</th> <th>Margin</th> <th>Level</th> <th>Factor</th> <th>Loss</th> <th>Factor</th> <th>Factor</th> </tr> <tr> <th>MHz</th> <th>dBuV/m</th> <th>dBuV/m</th> <th>dB</th> <th>dBuV</th> <th>dB/m</th> <th>dB</th> <th>dB</th> <th>dB</th> </tr> </thead> <tbody> <tr> <td>1 5450.39</td> <td>39.51</td> <td>54.00</td> <td>-14.49</td> <td>32.95</td> <td>33.10</td> <td>10.31</td> <td>36.85</td> <td>0.00</td> </tr> <tr> <td></td> <td></td> <td></td> <td></td> <td></td> <td></td> <td></td> <td></td> <td>236 360 AVERAGE</td> </tr> </tbody> </table>	Limit	Read	Ant	Cable	Preamp	Aux	APos	TPos	Remark	Freq	Level	Line	Margin	Level	Factor	Loss	Factor	Factor	MHz	dBuV/m	dBuV/m	dB	dBuV	dB/m	dB	dB	dB	1 5450.39	39.51	54.00	-14.49	32.95	33.10	10.31	36.85	0.00									236 360 AVERAGE	Blank
Limit	Read	Ant	Cable	Preamp	Aux	APos	TPos	Remark																																							
Freq	Level	Line	Margin	Level	Factor	Loss	Factor	Factor																																							
MHz	dBuV/m	dBuV/m	dB	dBuV	dB/m	dB	dB	dB																																							
1 5450.39	39.51	54.00	-14.49	32.95	33.10	10.31	36.85	0.00																																							
								236 360 AVERAGE																																							

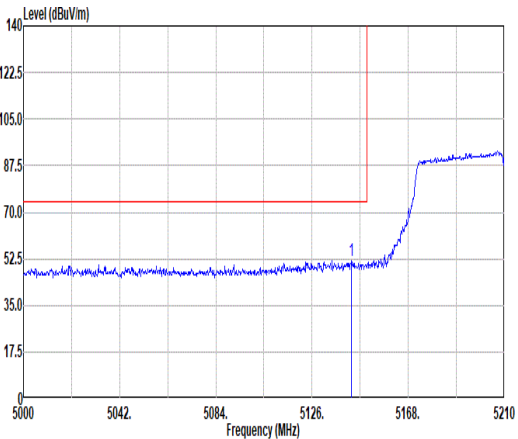
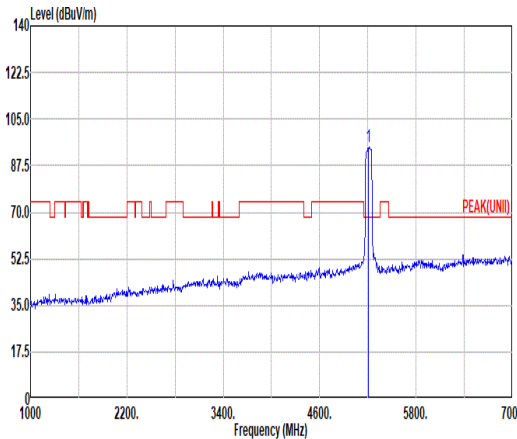
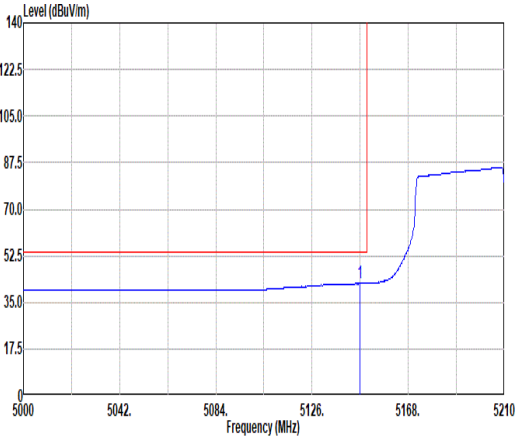
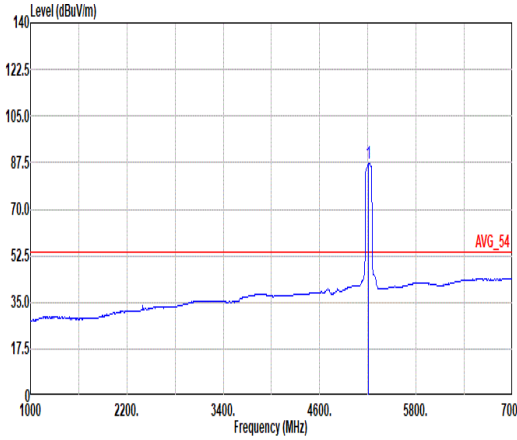


Mode	9																																																																																	
	Band Edge - L																																																																																	
	U-NII-1_5.15-5.25_802.11ac VHT80_CH42_5210MHz																																																																																	
ANT	1																																																																																	
Pol.	Horizontal	Fundamental																																																																																
Peak	 <p>Site : 03CH13-HY Condition: PEAK_BE_74 3m HORN_91200_1326 HORIZONTAL : RBW:1000.000kHz VBW:3000.000kHz SWT:Auto</p> <table border="1"> <thead> <tr> <th>Limit</th> <th>Read</th> <th>Ant</th> <th>Cable</th> <th>Preamp</th> <th>Aux</th> <th>APos</th> <th>TPos</th> <th>Remark</th> </tr> <tr> <th>Freq</th> <th>Level</th> <th>Line</th> <th>Margin</th> <th>Level</th> <th>Factor</th> <th>Loss</th> <th>Factor</th> <th>Factor</th> </tr> <tr> <th>MHz</th> <th>dBuV/m</th> <th>dBuV/m</th> <th>dB</th> <th>dBuV</th> <th>dB/m</th> <th>dB</th> <th>dB</th> <th>cm</th> </tr> </thead> <tbody> <tr> <td>1</td> <td>5146.16</td> <td>51.25</td> <td>74.00</td> <td>-22.75</td> <td>45.00</td> <td>33.19</td> <td>10.12</td> <td>37.06</td> <td>0.00</td> <td>400</td> <td>97</td> <td>PEAK</td> </tr> </tbody> </table>	Limit	Read	Ant	Cable	Preamp	Aux	APos	TPos	Remark	Freq	Level	Line	Margin	Level	Factor	Loss	Factor	Factor	MHz	dBuV/m	dBuV/m	dB	dBuV	dB/m	dB	dB	cm	1	5146.16	51.25	74.00	-22.75	45.00	33.19	10.12	37.06	0.00	400	97	PEAK	 <p>Site : 03CH13-HY Condition: PEAK(UNII) 3m HORN_91200_1326 HORIZONTAL : RBW:1000.000kHz VBW:3000.000kHz SWT:Auto</p> <table border="1"> <thead> <tr> <th>Limit</th> <th>Read</th> <th>Ant</th> <th>Cable</th> <th>Preamp</th> <th>Aux</th> <th>APos</th> <th>TPos</th> <th>Remark</th> </tr> <tr> <th>Freq</th> <th>Level</th> <th>Line</th> <th>Margin</th> <th>Level</th> <th>Factor</th> <th>Loss</th> <th>Factor</th> <th>Factor</th> </tr> <tr> <th>MHz</th> <th>dBuV/m</th> <th>dBuV/m</th> <th>dB</th> <th>dBuV</th> <th>dB/m</th> <th>dB</th> <th>dB</th> <th>cm</th> </tr> </thead> <tbody> <tr> <td>1</td> <td>5210.00</td> <td>93.90</td> <td>-----</td> <td>-----</td> <td>87.41</td> <td>33.28</td> <td>10.23</td> <td>37.02</td> <td>0.00</td> <td>400</td> <td>97</td> <td>PEAK</td> </tr> </tbody> </table>	Limit	Read	Ant	Cable	Preamp	Aux	APos	TPos	Remark	Freq	Level	Line	Margin	Level	Factor	Loss	Factor	Factor	MHz	dBuV/m	dBuV/m	dB	dBuV	dB/m	dB	dB	cm	1	5210.00	93.90	-----	-----	87.41	33.28	10.23	37.02	0.00	400	97	PEAK
Limit	Read	Ant	Cable	Preamp	Aux	APos	TPos	Remark																																																																										
Freq	Level	Line	Margin	Level	Factor	Loss	Factor	Factor																																																																										
MHz	dBuV/m	dBuV/m	dB	dBuV	dB/m	dB	dB	cm																																																																										
1	5146.16	51.25	74.00	-22.75	45.00	33.19	10.12	37.06	0.00	400	97	PEAK																																																																						
Limit	Read	Ant	Cable	Preamp	Aux	APos	TPos	Remark																																																																										
Freq	Level	Line	Margin	Level	Factor	Loss	Factor	Factor																																																																										
MHz	dBuV/m	dBuV/m	dB	dBuV	dB/m	dB	dB	cm																																																																										
1	5210.00	93.90	-----	-----	87.41	33.28	10.23	37.02	0.00	400	97	PEAK																																																																						
Avg	 <p>Site : 03CH13-HY Condition: AVG_BE_54 3m HORN_91200_1326 HORIZONTAL : RBW:1000.000kHz VBW:0.300kHz SWT:Auto</p> <table border="1"> <thead> <tr> <th>Limit</th> <th>Read</th> <th>Ant</th> <th>Cable</th> <th>Preamp</th> <th>Aux</th> <th>APos</th> <th>TPos</th> <th>Remark</th> </tr> <tr> <th>Freq</th> <th>Level</th> <th>Line</th> <th>Margin</th> <th>Level</th> <th>Factor</th> <th>Loss</th> <th>Factor</th> <th>Factor</th> </tr> <tr> <th>MHz</th> <th>dBuV/m</th> <th>dBuV/m</th> <th>dB</th> <th>dBuV</th> <th>dB/m</th> <th>dB</th> <th>dB</th> <th>cm</th> </tr> </thead> <tbody> <tr> <td>1</td> <td>5149.10</td> <td>41.91</td> <td>54.00</td> <td>-12.09</td> <td>35.64</td> <td>33.20</td> <td>10.13</td> <td>37.06</td> <td>0.00</td> <td>400</td> <td>97</td> <td>AVERAGE</td> </tr> </tbody> </table>	Limit	Read	Ant	Cable	Preamp	Aux	APos	TPos	Remark	Freq	Level	Line	Margin	Level	Factor	Loss	Factor	Factor	MHz	dBuV/m	dBuV/m	dB	dBuV	dB/m	dB	dB	cm	1	5149.10	41.91	54.00	-12.09	35.64	33.20	10.13	37.06	0.00	400	97	AVERAGE	 <p>Site : 03CH13-HY Condition: AVG_54 3m HORN_91200_1326 HORIZONTAL : RBW:1000.000kHz VBW:0.300kHz SWT:Auto</p> <table border="1"> <thead> <tr> <th>Limit</th> <th>Read</th> <th>Ant</th> <th>Cable</th> <th>Preamp</th> <th>Aux</th> <th>APos</th> <th>TPos</th> <th>Remark</th> </tr> <tr> <th>Freq</th> <th>Level</th> <th>Line</th> <th>Margin</th> <th>Level</th> <th>Factor</th> <th>Loss</th> <th>Factor</th> <th>Factor</th> </tr> <tr> <th>MHz</th> <th>dBuV/m</th> <th>dBuV/m</th> <th>dB</th> <th>dBuV</th> <th>dB/m</th> <th>dB</th> <th>dB</th> <th>cm</th> </tr> </thead> <tbody> <tr> <td>1</td> <td>5210.00</td> <td>86.64</td> <td>-----</td> <td>-----</td> <td>80.15</td> <td>33.28</td> <td>10.23</td> <td>37.02</td> <td>0.00</td> <td>400</td> <td>97</td> <td>AVERAGE</td> </tr> </tbody> </table>	Limit	Read	Ant	Cable	Preamp	Aux	APos	TPos	Remark	Freq	Level	Line	Margin	Level	Factor	Loss	Factor	Factor	MHz	dBuV/m	dBuV/m	dB	dBuV	dB/m	dB	dB	cm	1	5210.00	86.64	-----	-----	80.15	33.28	10.23	37.02	0.00	400	97	AVERAGE
Limit	Read	Ant	Cable	Preamp	Aux	APos	TPos	Remark																																																																										
Freq	Level	Line	Margin	Level	Factor	Loss	Factor	Factor																																																																										
MHz	dBuV/m	dBuV/m	dB	dBuV	dB/m	dB	dB	cm																																																																										
1	5149.10	41.91	54.00	-12.09	35.64	33.20	10.13	37.06	0.00	400	97	AVERAGE																																																																						
Limit	Read	Ant	Cable	Preamp	Aux	APos	TPos	Remark																																																																										
Freq	Level	Line	Margin	Level	Factor	Loss	Factor	Factor																																																																										
MHz	dBuV/m	dBuV/m	dB	dBuV	dB/m	dB	dB	cm																																																																										
1	5210.00	86.64	-----	-----	80.15	33.28	10.23	37.02	0.00	400	97	AVERAGE																																																																						



	9																																						
Mode	Band Edge - R																																						
	U-NII-1_5.15-5.25_802.11ac VHT80_CH42_5210MHz																																						
ANT	1																																						
Pol.	Horizontal	Fundamental																																					
Peak	 <p>Site : 03CH13-HY Condition: PEAK_BE_74 3m HORN_91200_1326 HORIZONTAL : RBW:1000.000kHz VBW:3000.000kHz SMT:Auto</p> <table border="1"> <thead> <tr> <th>Limit</th> <th>Read</th> <th>Ant</th> <th>Cable</th> <th>Preamp</th> <th>Aux</th> <th>APos</th> <th>TPos</th> </tr> <tr> <th>Freq</th> <th>Level</th> <th>Line Margin</th> <th>Level Factor</th> <th>Loss Factor</th> <th>Factor</th> <th></th> <th>Remark</th> </tr> <tr> <th>MHz</th> <th>dBuV/m</th> <th>dBuV/m</th> <th>dB</th> <th>dBuV</th> <th>dB/m</th> <th>dB</th> <th>dB</th> <th>cm</th> <th>deg</th> </tr> </thead> <tbody> <tr> <td>1 5442.25</td> <td>49.03</td> <td>74.00</td> <td>-24.97</td> <td>42.48</td> <td>33.10</td> <td>10.31</td> <td>36.86</td> <td>0.00</td> <td>400</td> <td>97 PEAK</td> </tr> </tbody> </table>	Limit	Read	Ant	Cable	Preamp	Aux	APos	TPos	Freq	Level	Line Margin	Level Factor	Loss Factor	Factor		Remark	MHz	dBuV/m	dBuV/m	dB	dBuV	dB/m	dB	dB	cm	deg	1 5442.25	49.03	74.00	-24.97	42.48	33.10	10.31	36.86	0.00	400	97 PEAK	Blank
Limit	Read	Ant	Cable	Preamp	Aux	APos	TPos																																
Freq	Level	Line Margin	Level Factor	Loss Factor	Factor		Remark																																
MHz	dBuV/m	dBuV/m	dB	dBuV	dB/m	dB	dB	cm	deg																														
1 5442.25	49.03	74.00	-24.97	42.48	33.10	10.31	36.86	0.00	400	97 PEAK																													
Avg	 <p>Site : 03CH13-HY Condition: AVG_BE_54 3m HORN_91200_1326 HORIZONTAL : RBW:1000.000kHz VBW:0.300kHz SMT:Auto</p> <table border="1"> <thead> <tr> <th>Limit</th> <th>Read</th> <th>Ant</th> <th>Cable</th> <th>Preamp</th> <th>Aux</th> <th>APos</th> <th>TPos</th> </tr> <tr> <th>Freq</th> <th>Level</th> <th>Line Margin</th> <th>Level Factor</th> <th>Loss Factor</th> <th>Factor</th> <th></th> <th>Remark</th> </tr> <tr> <th>MHz</th> <th>dBuV/m</th> <th>dBuV/m</th> <th>dB</th> <th>dBuV</th> <th>dB/m</th> <th>dB</th> <th>dB</th> <th>cm</th> <th>deg</th> </tr> </thead> <tbody> <tr> <td>1 5450.50</td> <td>39.10</td> <td>54.00</td> <td>-14.90</td> <td>32.54</td> <td>33.10</td> <td>10.31</td> <td>36.85</td> <td>0.00</td> <td>400</td> <td>97 AVERAGE</td> </tr> </tbody> </table>	Limit	Read	Ant	Cable	Preamp	Aux	APos	TPos	Freq	Level	Line Margin	Level Factor	Loss Factor	Factor		Remark	MHz	dBuV/m	dBuV/m	dB	dBuV	dB/m	dB	dB	cm	deg	1 5450.50	39.10	54.00	-14.90	32.54	33.10	10.31	36.85	0.00	400	97 AVERAGE	Blank
Limit	Read	Ant	Cable	Preamp	Aux	APos	TPos																																
Freq	Level	Line Margin	Level Factor	Loss Factor	Factor		Remark																																
MHz	dBuV/m	dBuV/m	dB	dBuV	dB/m	dB	dB	cm	deg																														
1 5450.50	39.10	54.00	-14.90	32.54	33.10	10.31	36.85	0.00	400	97 AVERAGE																													

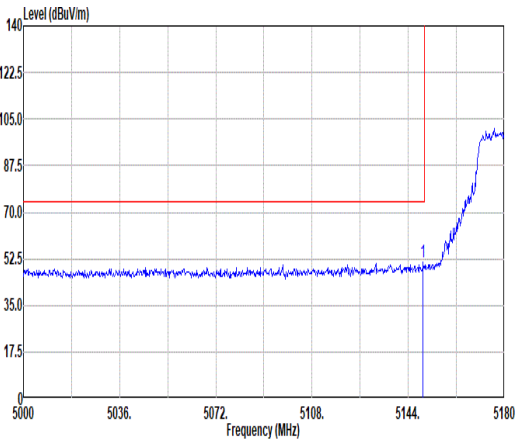
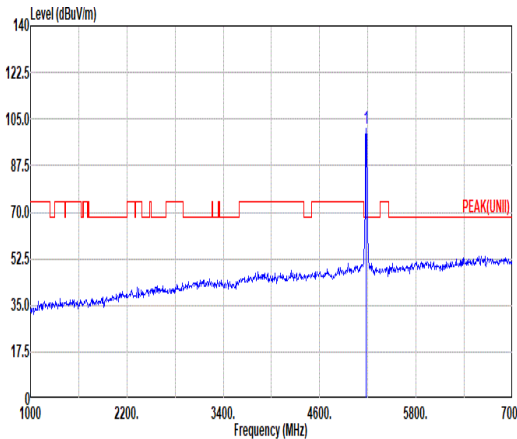
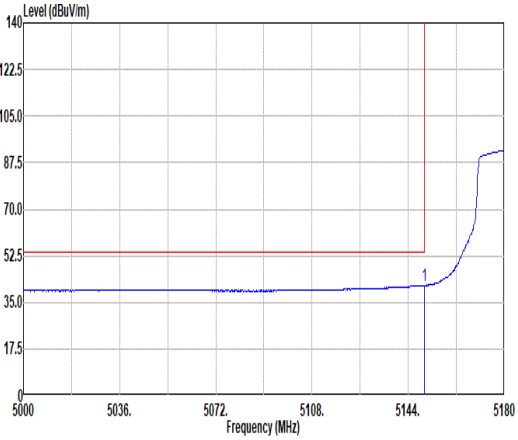
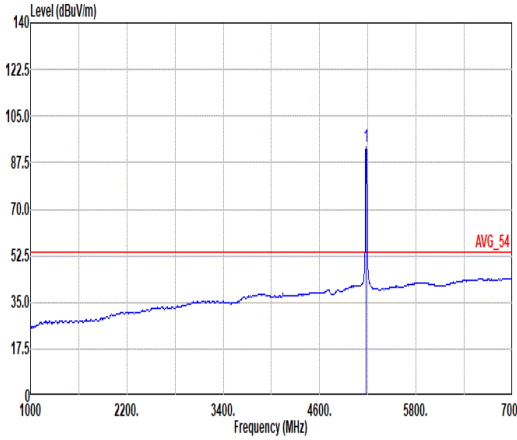


Mode	9																																																																																	
	Band Edge - L																																																																																	
	U-NII-1_5.15-5.25_802.11ac VHT80_CH42_5210MHz																																																																																	
ANT	1																																																																																	
Pol.	Vertical	Fundamental																																																																																
Peak	 <p>Level (dBuV/m)</p> <p>Frequency (MHz)</p> <p>Site : 03CH13-HY Condition: PEAK_BE_74 3m HORN_91200_1326 VERTICAL : RBW:1000.000kHz VBW:3000.000kHz SWT:Auto</p> <table border="1"> <thead> <tr> <th>Limit</th> <th>Read</th> <th>Ant</th> <th>Cable</th> <th>Preamp</th> <th>Aux</th> <th>APos</th> <th>TPos</th> <th>Remark</th> </tr> <tr> <th>Freq</th> <th>Level</th> <th>Line Margin</th> <th>Level Factor</th> <th>Loss Factor</th> <th>Loss Factor</th> <th>Factor</th> <th>cm</th> <th>deg</th> </tr> <tr> <th>MHz</th> <th>dBuV/m</th> <th>dBuV/m</th> <th>dB</th> <th>dBuV</th> <th>dB/m</th> <th>dB</th> <th>dB</th> <th>dB</th> </tr> </thead> <tbody> <tr> <td>1</td> <td>5143.22</td> <td>51.77</td> <td>74.00</td> <td>-22.23</td> <td>45.52</td> <td>33.19</td> <td>10.12</td> <td>37.06</td> <td>0.00</td> <td>378</td> <td>216</td> <td>PEAK</td> </tr> </tbody> </table>	Limit	Read	Ant	Cable	Preamp	Aux	APos	TPos	Remark	Freq	Level	Line Margin	Level Factor	Loss Factor	Loss Factor	Factor	cm	deg	MHz	dBuV/m	dBuV/m	dB	dBuV	dB/m	dB	dB	dB	1	5143.22	51.77	74.00	-22.23	45.52	33.19	10.12	37.06	0.00	378	216	PEAK	 <p>Level (dBuV/m)</p> <p>Frequency (MHz)</p> <p>Site : 03CH13-HY Condition: PEAK(UNII) 3m HORN_91200_1326 VERTICAL : RBW:1000.000kHz VBW:3000.000kHz SWT:Auto</p> <table border="1"> <thead> <tr> <th>Limit</th> <th>Read</th> <th>Ant</th> <th>Cable</th> <th>Preamp</th> <th>Aux</th> <th>APos</th> <th>TPos</th> <th>Remark</th> </tr> <tr> <th>Freq</th> <th>Level</th> <th>Line Margin</th> <th>Level Factor</th> <th>Loss Factor</th> <th>Loss Factor</th> <th>Factor</th> <th>cm</th> <th>deg</th> </tr> <tr> <th>MHz</th> <th>dBuV/m</th> <th>dBuV/m</th> <th>dB</th> <th>dBuV</th> <th>dB/m</th> <th>dB</th> <th>dB</th> <th>dB</th> </tr> </thead> <tbody> <tr> <td>1</td> <td>5210.00</td> <td>94.69</td> <td>-----</td> <td>-----</td> <td>88.20</td> <td>33.26</td> <td>10.24</td> <td>37.01</td> <td>0.00</td> <td>378</td> <td>216</td> <td>PEAK</td> </tr> </tbody> </table>	Limit	Read	Ant	Cable	Preamp	Aux	APos	TPos	Remark	Freq	Level	Line Margin	Level Factor	Loss Factor	Loss Factor	Factor	cm	deg	MHz	dBuV/m	dBuV/m	dB	dBuV	dB/m	dB	dB	dB	1	5210.00	94.69	-----	-----	88.20	33.26	10.24	37.01	0.00	378	216	PEAK
	Limit	Read	Ant	Cable	Preamp	Aux	APos	TPos	Remark																																																																									
Freq	Level	Line Margin	Level Factor	Loss Factor	Loss Factor	Factor	cm	deg																																																																										
MHz	dBuV/m	dBuV/m	dB	dBuV	dB/m	dB	dB	dB																																																																										
1	5143.22	51.77	74.00	-22.23	45.52	33.19	10.12	37.06	0.00	378	216	PEAK																																																																						
Limit	Read	Ant	Cable	Preamp	Aux	APos	TPos	Remark																																																																										
Freq	Level	Line Margin	Level Factor	Loss Factor	Loss Factor	Factor	cm	deg																																																																										
MHz	dBuV/m	dBuV/m	dB	dBuV	dB/m	dB	dB	dB																																																																										
1	5210.00	94.69	-----	-----	88.20	33.26	10.24	37.01	0.00	378	216	PEAK																																																																						
Avg	 <p>Level (dBuV/m)</p> <p>Frequency (MHz)</p> <p>Site : 03CH13-HY Condition: AVG_BE_54 3m HORN_91200_1326 VERTICAL : RBW:1000.000kHz VBW:0.300kHz SWT:Auto</p> <table border="1"> <thead> <tr> <th>Limit</th> <th>Read</th> <th>Ant</th> <th>Cable</th> <th>Preamp</th> <th>Aux</th> <th>APos</th> <th>TPos</th> <th>Remark</th> </tr> <tr> <th>Freq</th> <th>Level</th> <th>Line Margin</th> <th>Level Factor</th> <th>Loss Factor</th> <th>Loss Factor</th> <th>Factor</th> <th>cm</th> <th>deg</th> </tr> <tr> <th>MHz</th> <th>dBuV/m</th> <th>dBuV/m</th> <th>dB</th> <th>dBuV</th> <th>dB/m</th> <th>dB</th> <th>dB</th> <th>dB</th> </tr> </thead> <tbody> <tr> <td>1</td> <td>5146.79</td> <td>42.34</td> <td>54.00</td> <td>-11.66</td> <td>36.09</td> <td>33.19</td> <td>10.12</td> <td>37.06</td> <td>0.00</td> <td>378</td> <td>216</td> <td>AVERAGE</td> </tr> </tbody> </table>	Limit	Read	Ant	Cable	Preamp	Aux	APos	TPos	Remark	Freq	Level	Line Margin	Level Factor	Loss Factor	Loss Factor	Factor	cm	deg	MHz	dBuV/m	dBuV/m	dB	dBuV	dB/m	dB	dB	dB	1	5146.79	42.34	54.00	-11.66	36.09	33.19	10.12	37.06	0.00	378	216	AVERAGE	 <p>Level (dBuV/m)</p> <p>Frequency (MHz)</p> <p>Site : 03CH13-HY Condition: AVG_54 3m HORN_91200_1326 VERTICAL : RBW:1000.000kHz VBW:0.300kHz SWT:Auto</p> <table border="1"> <thead> <tr> <th>Limit</th> <th>Read</th> <th>Ant</th> <th>Cable</th> <th>Preamp</th> <th>Aux</th> <th>APos</th> <th>TPos</th> <th>Remark</th> </tr> <tr> <th>Freq</th> <th>Level</th> <th>Line Margin</th> <th>Level Factor</th> <th>Loss Factor</th> <th>Loss Factor</th> <th>Factor</th> <th>cm</th> <th>deg</th> </tr> <tr> <th>MHz</th> <th>dBuV/m</th> <th>dBuV/m</th> <th>dB</th> <th>dBuV</th> <th>dB/m</th> <th>dB</th> <th>dB</th> <th>dB</th> </tr> </thead> <tbody> <tr> <td>1</td> <td>5210.00</td> <td>87.31</td> <td>-----</td> <td>-----</td> <td>80.82</td> <td>33.28</td> <td>10.23</td> <td>37.02</td> <td>0.00</td> <td>378</td> <td>216</td> <td>AVERAGE</td> </tr> </tbody> </table>	Limit	Read	Ant	Cable	Preamp	Aux	APos	TPos	Remark	Freq	Level	Line Margin	Level Factor	Loss Factor	Loss Factor	Factor	cm	deg	MHz	dBuV/m	dBuV/m	dB	dBuV	dB/m	dB	dB	dB	1	5210.00	87.31	-----	-----	80.82	33.28	10.23	37.02	0.00	378	216	AVERAGE
Limit	Read	Ant	Cable	Preamp	Aux	APos	TPos	Remark																																																																										
Freq	Level	Line Margin	Level Factor	Loss Factor	Loss Factor	Factor	cm	deg																																																																										
MHz	dBuV/m	dBuV/m	dB	dBuV	dB/m	dB	dB	dB																																																																										
1	5146.79	42.34	54.00	-11.66	36.09	33.19	10.12	37.06	0.00	378	216	AVERAGE																																																																						
Limit	Read	Ant	Cable	Preamp	Aux	APos	TPos	Remark																																																																										
Freq	Level	Line Margin	Level Factor	Loss Factor	Loss Factor	Factor	cm	deg																																																																										
MHz	dBuV/m	dBuV/m	dB	dBuV	dB/m	dB	dB	dB																																																																										
1	5210.00	87.31	-----	-----	80.82	33.28	10.23	37.02	0.00	378	216	AVERAGE																																																																						

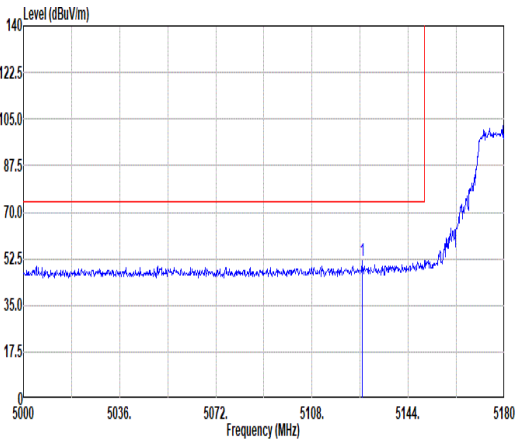
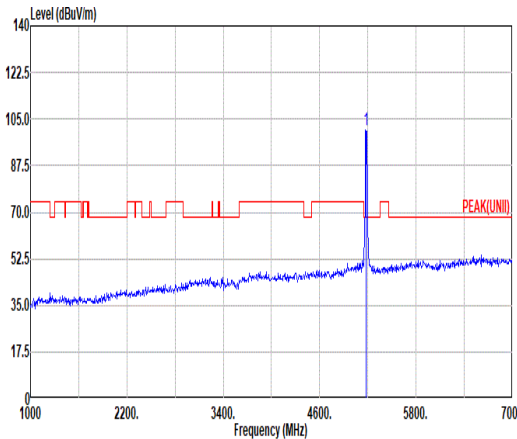
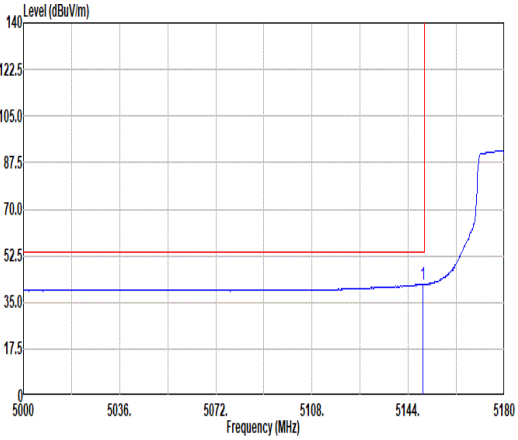
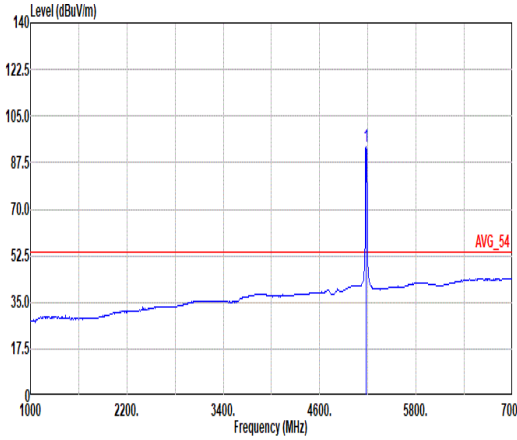


Mode	9																																																									
	Band Edge - R																																																									
	U-NII-1_5.15-5.25_802.11ac VHT80_CH42_5210MHz																																																									
ANT	1																																																									
Pol.	Vertical	Fundamental																																																								
Peak	<p>Site : 03CH13-HY Condition: PEAK_BE_74 3m HORN_91200_1326 VERTICAL : RBW:1000.000kHz VBW:3000.000kHz SMT:Auto</p> <table border="1"> <thead> <tr> <th>Limit</th> <th>Read</th> <th>Ant</th> <th>Cable</th> <th>Preamp</th> <th>Aux</th> <th>APos</th> <th>TPos</th> </tr> <tr> <th>Freq</th> <th>Level</th> <th>Line Margin</th> <th>Level</th> <th>Factor</th> <th>Loss</th> <th>Factor</th> <th>Factor</th> </tr> <tr> <th>MHz</th> <th>dBuV/m</th> <th>dBuV/m</th> <th>dB</th> <th>dBuV</th> <th>dB/m</th> <th>dB</th> <th>dB</th> </tr> </thead> <tbody> <tr> <td>1 5418.25</td> <td>49.09</td> <td>74.00</td> <td>-24.91</td> <td>42.56</td> <td>33.10</td> <td>10.31</td> <td>36.88</td> </tr> <tr> <td></td> <td></td> <td></td> <td></td> <td></td> <td></td> <td>0.00</td> <td>378</td> </tr> <tr> <td></td> <td></td> <td></td> <td></td> <td></td> <td></td> <td></td> <td>216</td> </tr> <tr> <td></td> <td></td> <td></td> <td></td> <td></td> <td></td> <td></td> <td>PEAK</td> </tr> </tbody> </table>	Limit	Read	Ant	Cable	Preamp	Aux	APos	TPos	Freq	Level	Line Margin	Level	Factor	Loss	Factor	Factor	MHz	dBuV/m	dBuV/m	dB	dBuV	dB/m	dB	dB	1 5418.25	49.09	74.00	-24.91	42.56	33.10	10.31	36.88							0.00	378								216								PEAK	Blank
Limit	Read	Ant	Cable	Preamp	Aux	APos	TPos																																																			
Freq	Level	Line Margin	Level	Factor	Loss	Factor	Factor																																																			
MHz	dBuV/m	dBuV/m	dB	dBuV	dB/m	dB	dB																																																			
1 5418.25	49.09	74.00	-24.91	42.56	33.10	10.31	36.88																																																			
						0.00	378																																																			
							216																																																			
							PEAK																																																			
Avg	<p>Site : 03CH13-HY Condition: AVG_BE_54 3m HORN_91200_1326 VERTICAL : RBW:1000.000kHz VBW:0.300kHz SMT:Auto</p> <table border="1"> <thead> <tr> <th>Limit</th> <th>Read</th> <th>Ant</th> <th>Cable</th> <th>Preamp</th> <th>Aux</th> <th>APos</th> <th>TPos</th> </tr> <tr> <th>Freq</th> <th>Level</th> <th>Line Margin</th> <th>Level</th> <th>Factor</th> <th>Loss</th> <th>Factor</th> <th>Factor</th> </tr> <tr> <th>MHz</th> <th>dBuV/m</th> <th>dBuV/m</th> <th>dB</th> <th>dBuV</th> <th>dB/m</th> <th>dB</th> <th>dB</th> </tr> </thead> <tbody> <tr> <td>1 5445.00</td> <td>39.09</td> <td>54.00</td> <td>-14.91</td> <td>32.54</td> <td>33.10</td> <td>10.31</td> <td>36.86</td> </tr> <tr> <td></td> <td></td> <td></td> <td></td> <td></td> <td></td> <td>0.00</td> <td>378</td> </tr> <tr> <td></td> <td></td> <td></td> <td></td> <td></td> <td></td> <td></td> <td>216</td> </tr> <tr> <td></td> <td></td> <td></td> <td></td> <td></td> <td></td> <td></td> <td>AVERAGE</td> </tr> </tbody> </table>	Limit	Read	Ant	Cable	Preamp	Aux	APos	TPos	Freq	Level	Line Margin	Level	Factor	Loss	Factor	Factor	MHz	dBuV/m	dBuV/m	dB	dBuV	dB/m	dB	dB	1 5445.00	39.09	54.00	-14.91	32.54	33.10	10.31	36.86							0.00	378								216								AVERAGE	Blank
Limit	Read	Ant	Cable	Preamp	Aux	APos	TPos																																																			
Freq	Level	Line Margin	Level	Factor	Loss	Factor	Factor																																																			
MHz	dBuV/m	dBuV/m	dB	dBuV	dB/m	dB	dB																																																			
1 5445.00	39.09	54.00	-14.91	32.54	33.10	10.31	36.86																																																			
						0.00	378																																																			
							216																																																			
							AVERAGE																																																			



Mode	10																																																																																											
	Band Edge																																																																																											
	U-NII-1_5.15-5.25_802.11ax HE20_CH36_Full_5180MHz																																																																																											
ANT	1																																																																																											
Pol.	Horizontal	Fundamental																																																																																										
Peak	 <p>Site : 03CH13-HY Condition: PEAK_BE_74 3m HORN_91200_1326 HORIZONTAL : RBW:1000.000kHz VBW:3000.000kHz SWT:Auto</p> <table border="1"> <thead> <tr> <th>Limit</th> <th>Read</th> <th>Ant</th> <th>Cable</th> <th>Preamp</th> <th>Aux</th> <th>APos</th> <th>TPos</th> <th>Remark</th> </tr> <tr> <th>Freq</th> <th>Level</th> <th>Line Margin</th> <th>Level Factor</th> <th>Loss Factor</th> <th>Loss Factor</th> <th>Factor</th> <th>Factor</th> <th></th> </tr> <tr> <th>MHz</th> <th>dBuV/m</th> <th>dBuV/m</th> <th>dB</th> <th>dBuV</th> <th>dB/m</th> <th>dB</th> <th>dB</th> <th>cm</th> </tr> </thead> <tbody> <tr> <td>1 5149.58</td> <td>51.23</td> <td>74.00</td> <td>-22.77</td> <td>44.96</td> <td>33.20</td> <td>10.13</td> <td>37.06</td> <td>0.00</td> </tr> <tr> <td></td> <td></td> <td></td> <td></td> <td></td> <td></td> <td></td> <td></td> <td>107 104 PEAK</td> </tr> </tbody> </table>	Limit	Read	Ant	Cable	Preamp	Aux	APos	TPos	Remark	Freq	Level	Line Margin	Level Factor	Loss Factor	Loss Factor	Factor	Factor		MHz	dBuV/m	dBuV/m	dB	dBuV	dB/m	dB	dB	cm	1 5149.58	51.23	74.00	-22.77	44.96	33.20	10.13	37.06	0.00									107 104 PEAK	 <p>Site : 03CH13-HY Condition: PEAK(UNII) 3m HORN_91200_1326 HORIZONTAL : RBW:1000.000kHz VBW:3000.000kHz SWT:Auto</p> <table border="1"> <thead> <tr> <th>Limit</th> <th>Read</th> <th>Ant</th> <th>Cable</th> <th>Preamp</th> <th>Aux</th> <th>APos</th> <th>TPos</th> <th>Remark</th> </tr> <tr> <th>Freq</th> <th>Level</th> <th>Line Margin</th> <th>Level Factor</th> <th>Loss Factor</th> <th>Loss Factor</th> <th>Factor</th> <th>Factor</th> <th></th> </tr> <tr> <th>MHz</th> <th>dBuV/m</th> <th>dBuV/m</th> <th>dB</th> <th>dBuV</th> <th>dB/m</th> <th>dB</th> <th>dB</th> <th>cm</th> </tr> </thead> <tbody> <tr> <td>1 5180.00</td> <td>101.29</td> <td>-----</td> <td>-----</td> <td>94.88</td> <td>33.26</td> <td>10.19</td> <td>37.04</td> <td>0.00</td> </tr> <tr> <td></td> <td></td> <td></td> <td></td> <td></td> <td></td> <td></td> <td></td> <td>107 104 PEAK</td> </tr> </tbody> </table>	Limit	Read	Ant	Cable	Preamp	Aux	APos	TPos	Remark	Freq	Level	Line Margin	Level Factor	Loss Factor	Loss Factor	Factor	Factor		MHz	dBuV/m	dBuV/m	dB	dBuV	dB/m	dB	dB	cm	1 5180.00	101.29	-----	-----	94.88	33.26	10.19	37.04	0.00									107 104 PEAK
Limit	Read	Ant	Cable	Preamp	Aux	APos	TPos	Remark																																																																																				
Freq	Level	Line Margin	Level Factor	Loss Factor	Loss Factor	Factor	Factor																																																																																					
MHz	dBuV/m	dBuV/m	dB	dBuV	dB/m	dB	dB	cm																																																																																				
1 5149.58	51.23	74.00	-22.77	44.96	33.20	10.13	37.06	0.00																																																																																				
								107 104 PEAK																																																																																				
Limit	Read	Ant	Cable	Preamp	Aux	APos	TPos	Remark																																																																																				
Freq	Level	Line Margin	Level Factor	Loss Factor	Loss Factor	Factor	Factor																																																																																					
MHz	dBuV/m	dBuV/m	dB	dBuV	dB/m	dB	dB	cm																																																																																				
1 5180.00	101.29	-----	-----	94.88	33.26	10.19	37.04	0.00																																																																																				
								107 104 PEAK																																																																																				
Avg	 <p>Site : 03CH13-HY Condition: AVG_BE_54 3m HORN_91200_1326 HORIZONTAL : RBW:1000.000kHz VBW:0.300kHz SWT:Auto</p> <table border="1"> <thead> <tr> <th>Limit</th> <th>Read</th> <th>Ant</th> <th>Cable</th> <th>Preamp</th> <th>Aux</th> <th>APos</th> <th>TPos</th> <th>Remark</th> </tr> <tr> <th>Freq</th> <th>Level</th> <th>Line Margin</th> <th>Level Factor</th> <th>Loss Factor</th> <th>Loss Factor</th> <th>Factor</th> <th>Factor</th> <th></th> </tr> <tr> <th>MHz</th> <th>dBuV/m</th> <th>dBuV/m</th> <th>dB</th> <th>dBuV</th> <th>dB/m</th> <th>dB</th> <th>dB</th> <th>cm</th> </tr> </thead> <tbody> <tr> <td>1 5149.94</td> <td>41.38</td> <td>54.00</td> <td>-12.62</td> <td>35.11</td> <td>33.20</td> <td>10.13</td> <td>37.06</td> <td>0.00</td> </tr> <tr> <td></td> <td></td> <td></td> <td></td> <td></td> <td></td> <td></td> <td></td> <td>107 104 AVERAGE</td> </tr> </tbody> </table>	Limit	Read	Ant	Cable	Preamp	Aux	APos	TPos	Remark	Freq	Level	Line Margin	Level Factor	Loss Factor	Loss Factor	Factor	Factor		MHz	dBuV/m	dBuV/m	dB	dBuV	dB/m	dB	dB	cm	1 5149.94	41.38	54.00	-12.62	35.11	33.20	10.13	37.06	0.00									107 104 AVERAGE	 <p>Site : 03CH13-HY Condition: AVG_54 3m HORN_91200_1326 HORIZONTAL : RBW:1000.000kHz VBW:0.300kHz SWT:Auto</p> <table border="1"> <thead> <tr> <th>Limit</th> <th>Read</th> <th>Ant</th> <th>Cable</th> <th>Preamp</th> <th>Aux</th> <th>APos</th> <th>TPos</th> <th>Remark</th> </tr> <tr> <th>Freq</th> <th>Level</th> <th>Line Margin</th> <th>Level Factor</th> <th>Loss Factor</th> <th>Loss Factor</th> <th>Factor</th> <th>Factor</th> <th></th> </tr> <tr> <th>MHz</th> <th>dBuV/m</th> <th>dBuV/m</th> <th>dB</th> <th>dBuV</th> <th>dB/m</th> <th>dB</th> <th>dB</th> <th>cm</th> </tr> </thead> <tbody> <tr> <td>1 5180.00</td> <td>93.34</td> <td>-----</td> <td>-----</td> <td>86.93</td> <td>33.26</td> <td>10.19</td> <td>37.04</td> <td>0.00</td> </tr> <tr> <td></td> <td></td> <td></td> <td></td> <td></td> <td></td> <td></td> <td></td> <td>107 104 AVERAGE</td> </tr> </tbody> </table>	Limit	Read	Ant	Cable	Preamp	Aux	APos	TPos	Remark	Freq	Level	Line Margin	Level Factor	Loss Factor	Loss Factor	Factor	Factor		MHz	dBuV/m	dBuV/m	dB	dBuV	dB/m	dB	dB	cm	1 5180.00	93.34	-----	-----	86.93	33.26	10.19	37.04	0.00									107 104 AVERAGE
Limit	Read	Ant	Cable	Preamp	Aux	APos	TPos	Remark																																																																																				
Freq	Level	Line Margin	Level Factor	Loss Factor	Loss Factor	Factor	Factor																																																																																					
MHz	dBuV/m	dBuV/m	dB	dBuV	dB/m	dB	dB	cm																																																																																				
1 5149.94	41.38	54.00	-12.62	35.11	33.20	10.13	37.06	0.00																																																																																				
								107 104 AVERAGE																																																																																				
Limit	Read	Ant	Cable	Preamp	Aux	APos	TPos	Remark																																																																																				
Freq	Level	Line Margin	Level Factor	Loss Factor	Loss Factor	Factor	Factor																																																																																					
MHz	dBuV/m	dBuV/m	dB	dBuV	dB/m	dB	dB	cm																																																																																				
1 5180.00	93.34	-----	-----	86.93	33.26	10.19	37.04	0.00																																																																																				
								107 104 AVERAGE																																																																																				



Mode	10																																																																																			
	Band Edge																																																																																			
	U-NII-1_5.15-5.25_802.11ax HE20_CH36_Full_5180MHz																																																																																			
ANT	1																																																																																			
Pol.	Vertical	Fundamental																																																																																		
Peak	 <p>Level (dBuV/m)</p> <p>Frequency (MHz)</p> <p>Site : 03CH13-HY Condition: PEAK_BE_74 3m HORN_91200_1326 VERTICAL : RBW:1000.000kHz VBW:3000.000kHz SWT:Auto</p> <table border="1"> <thead> <tr> <th>Limit</th> <th>Read</th> <th>Ant</th> <th>Cable</th> <th>Preamp</th> <th>Aux</th> <th>APos</th> <th>TPos</th> <th>Remark</th> </tr> <tr> <th>Freq</th> <th>Level</th> <th>Line Margin</th> <th>Level Factor</th> <th>Loss Factor</th> <th>Factor</th> <th></th> <th></th> <th></th> </tr> <tr> <th>MHz</th> <th>dBuV/m</th> <th>dBuV/m</th> <th>dB</th> <th>dBuV</th> <th>dB/m</th> <th>dB</th> <th>dB</th> <th>cm</th> <th>deg</th> </tr> </thead> <tbody> <tr> <td>1</td> <td>5126.72</td> <td>51.75</td> <td>74.00</td> <td>-22.25</td> <td>45.59</td> <td>33.15</td> <td>10.08</td> <td>37.07</td> <td>0.00</td> <td>273</td> <td>262</td> <td>PEAK</td> </tr> </tbody> </table>	Limit	Read	Ant	Cable	Preamp	Aux	APos	TPos	Remark	Freq	Level	Line Margin	Level Factor	Loss Factor	Factor				MHz	dBuV/m	dBuV/m	dB	dBuV	dB/m	dB	dB	cm	deg	1	5126.72	51.75	74.00	-22.25	45.59	33.15	10.08	37.07	0.00	273	262	PEAK	 <p>Level (dBuV/m)</p> <p>Frequency (MHz)</p> <p>Site : 03CH13-HY Condition: PEAK(UNII) 3m HORN_91200_1326 VERTICAL : RBW:1000.000kHz VBW:3000.000kHz SWT:Auto</p> <table border="1"> <thead> <tr> <th>Limit</th> <th>Read</th> <th>Ant</th> <th>Cable</th> <th>Preamp</th> <th>Aux</th> <th>APos</th> <th>TPos</th> <th>Remark</th> </tr> <tr> <th>Freq</th> <th>Level</th> <th>Line Margin</th> <th>Level Factor</th> <th>Loss Factor</th> <th>Factor</th> <th></th> <th></th> <th></th> </tr> <tr> <th>MHz</th> <th>dBuV/m</th> <th>dBuV/m</th> <th>dB</th> <th>dBuV</th> <th>dB/m</th> <th>dB</th> <th>dB</th> <th>cm</th> <th>deg</th> </tr> </thead> <tbody> <tr> <td>1</td> <td>5180.00</td> <td>100.74</td> <td>-----</td> <td>-----</td> <td>94.37</td> <td>33.24</td> <td>10.17</td> <td>37.04</td> <td>0.00</td> <td>273</td> <td>262</td> <td>PEAK</td> </tr> </tbody> </table>	Limit	Read	Ant	Cable	Preamp	Aux	APos	TPos	Remark	Freq	Level	Line Margin	Level Factor	Loss Factor	Factor				MHz	dBuV/m	dBuV/m	dB	dBuV	dB/m	dB	dB	cm	deg	1	5180.00	100.74	-----	-----	94.37	33.24	10.17	37.04	0.00	273	262	PEAK
	Limit	Read	Ant	Cable	Preamp	Aux	APos	TPos	Remark																																																																											
Freq	Level	Line Margin	Level Factor	Loss Factor	Factor																																																																															
MHz	dBuV/m	dBuV/m	dB	dBuV	dB/m	dB	dB	cm	deg																																																																											
1	5126.72	51.75	74.00	-22.25	45.59	33.15	10.08	37.07	0.00	273	262	PEAK																																																																								
Limit	Read	Ant	Cable	Preamp	Aux	APos	TPos	Remark																																																																												
Freq	Level	Line Margin	Level Factor	Loss Factor	Factor																																																																															
MHz	dBuV/m	dBuV/m	dB	dBuV	dB/m	dB	dB	cm	deg																																																																											
1	5180.00	100.74	-----	-----	94.37	33.24	10.17	37.04	0.00	273	262	PEAK																																																																								
Avg	 <p>Level (dBuV/m)</p> <p>Frequency (MHz)</p> <p>Site : 03CH13-HY Condition: AVG_BE_54 3m HORN_91200_1326 VERTICAL : RBW:1000.000kHz VBW:0.300kHz SWT:Auto</p> <table border="1"> <thead> <tr> <th>Limit</th> <th>Read</th> <th>Ant</th> <th>Cable</th> <th>Preamp</th> <th>Aux</th> <th>APos</th> <th>TPos</th> <th>Remark</th> </tr> <tr> <th>Freq</th> <th>Level</th> <th>Line Margin</th> <th>Level Factor</th> <th>Loss Factor</th> <th>Factor</th> <th></th> <th></th> <th></th> </tr> <tr> <th>MHz</th> <th>dBuV/m</th> <th>dBuV/m</th> <th>dB</th> <th>dBuV</th> <th>dB/m</th> <th>dB</th> <th>dB</th> <th>cm</th> <th>deg</th> </tr> </thead> <tbody> <tr> <td>1</td> <td>5149.40</td> <td>41.80</td> <td>54.00</td> <td>-12.20</td> <td>35.53</td> <td>33.20</td> <td>10.13</td> <td>37.06</td> <td>0.00</td> <td>273</td> <td>262</td> <td>AVERAGE</td> </tr> </tbody> </table>	Limit	Read	Ant	Cable	Preamp	Aux	APos	TPos	Remark	Freq	Level	Line Margin	Level Factor	Loss Factor	Factor				MHz	dBuV/m	dBuV/m	dB	dBuV	dB/m	dB	dB	cm	deg	1	5149.40	41.80	54.00	-12.20	35.53	33.20	10.13	37.06	0.00	273	262	AVERAGE	 <p>Level (dBuV/m)</p> <p>Frequency (MHz)</p> <p>Site : 03CH13-HY Condition: AVG_54 3m HORN_91200_1326 VERTICAL : RBW:1000.000kHz VBW:0.300kHz SWT:Auto</p> <table border="1"> <thead> <tr> <th>Limit</th> <th>Read</th> <th>Ant</th> <th>Cable</th> <th>Preamp</th> <th>Aux</th> <th>APos</th> <th>TPos</th> <th>Remark</th> </tr> <tr> <th>Freq</th> <th>Level</th> <th>Line Margin</th> <th>Level Factor</th> <th>Loss Factor</th> <th>Factor</th> <th></th> <th></th> <th></th> </tr> <tr> <th>MHz</th> <th>dBuV/m</th> <th>dBuV/m</th> <th>dB</th> <th>dBuV</th> <th>dB/m</th> <th>dB</th> <th>dB</th> <th>cm</th> <th>deg</th> </tr> </thead> <tbody> <tr> <td>1</td> <td>5180.00</td> <td>93.66</td> <td>-----</td> <td>-----</td> <td>87.27</td> <td>33.25</td> <td>10.18</td> <td>37.04</td> <td>0.00</td> <td>273</td> <td>262</td> <td>AVERAGE</td> </tr> </tbody> </table>	Limit	Read	Ant	Cable	Preamp	Aux	APos	TPos	Remark	Freq	Level	Line Margin	Level Factor	Loss Factor	Factor				MHz	dBuV/m	dBuV/m	dB	dBuV	dB/m	dB	dB	cm	deg	1	5180.00	93.66	-----	-----	87.27	33.25	10.18	37.04	0.00	273	262	AVERAGE
Limit	Read	Ant	Cable	Preamp	Aux	APos	TPos	Remark																																																																												
Freq	Level	Line Margin	Level Factor	Loss Factor	Factor																																																																															
MHz	dBuV/m	dBuV/m	dB	dBuV	dB/m	dB	dB	cm	deg																																																																											
1	5149.40	41.80	54.00	-12.20	35.53	33.20	10.13	37.06	0.00	273	262	AVERAGE																																																																								
Limit	Read	Ant	Cable	Preamp	Aux	APos	TPos	Remark																																																																												
Freq	Level	Line Margin	Level Factor	Loss Factor	Factor																																																																															
MHz	dBuV/m	dBuV/m	dB	dBuV	dB/m	dB	dB	cm	deg																																																																											
1	5180.00	93.66	-----	-----	87.27	33.25	10.18	37.04	0.00	273	262	AVERAGE																																																																								

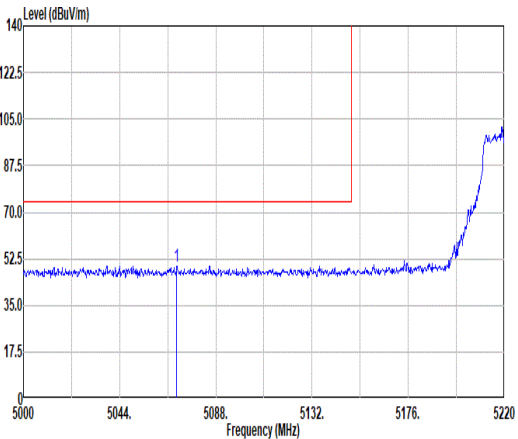
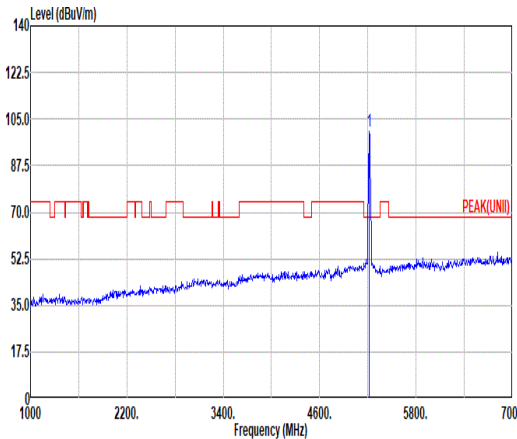
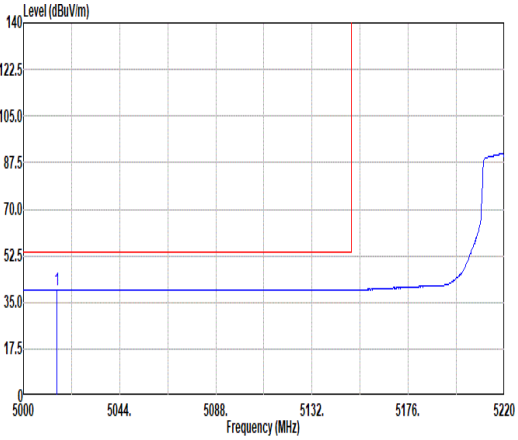
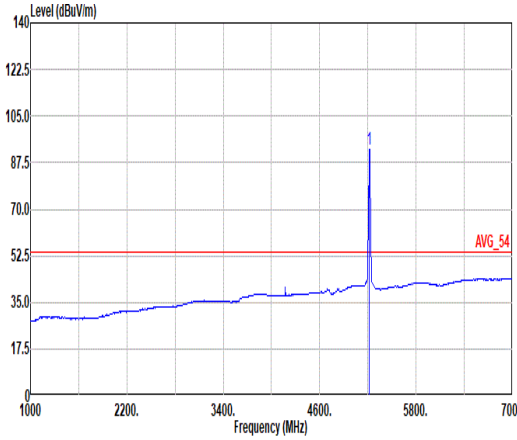


Mode	10																																																																																																																							
	Harmonic																																																																																																																							
	U-NII-1_5.15-5.25_802.11ax HE20_CH36_Full_5180MHz																																																																																																																							
ANT	1																																																																																																																							
Pol.	Horizontal	Vertical																																																																																																																						
Peak Avg	<p>Site : 03CH13-HY Condition: PEAK(UNII) 3m HORN_91280_1326 HORIZONTAL</p> <table border="1"> <thead> <tr> <th></th> <th>Limit</th> <th>Read</th> <th>Ant</th> <th>Cable</th> <th>Preamp</th> <th>Aux</th> <th>APos</th> <th>TPos</th> <th></th> </tr> <tr> <th>Freq</th> <th>Level</th> <th>Line Margin</th> <th>Level</th> <th>Factor</th> <th>Loss Factor</th> <th>Factor</th> <th></th> <th></th> <th>Remark</th> </tr> <tr> <th></th> <th>MHz</th> <th>dBuV/m</th> <th>dBuV/m</th> <th>dB</th> <th>dBuV</th> <th>dB/m</th> <th>dB</th> <th>dB</th> <th>dB</th> <th>cm</th> <th>deg</th> <th></th> </tr> </thead> <tbody> <tr> <td>1</td> <td>10360.00</td> <td>47.31</td> <td>68.20</td> <td>-20.89</td> <td>49.13</td> <td>38.98</td> <td>15.35</td> <td>56.69</td> <td>0.54</td> <td>--</td> <td>--</td> <td>PEAK</td> </tr> <tr> <td>2</td> <td>15540.00</td> <td>44.09</td> <td>74.00</td> <td>-29.91</td> <td>42.44</td> <td>38.42</td> <td>18.78</td> <td>56.36</td> <td>0.81</td> <td>--</td> <td>--</td> <td>PEAK</td> </tr> </tbody> </table>		Limit	Read	Ant	Cable	Preamp	Aux	APos	TPos		Freq	Level	Line Margin	Level	Factor	Loss Factor	Factor			Remark		MHz	dBuV/m	dBuV/m	dB	dBuV	dB/m	dB	dB	dB	cm	deg		1	10360.00	47.31	68.20	-20.89	49.13	38.98	15.35	56.69	0.54	--	--	PEAK	2	15540.00	44.09	74.00	-29.91	42.44	38.42	18.78	56.36	0.81	--	--	PEAK	<p>Site : 03CH13-HY Condition: PEAK(UNII) 3m HORN_91280_1326 VERTICAL</p> <table border="1"> <thead> <tr> <th></th> <th>Limit</th> <th>Read</th> <th>Ant</th> <th>Cable</th> <th>Preamp</th> <th>Aux</th> <th>APos</th> <th>TPos</th> <th></th> </tr> <tr> <th>Freq</th> <th>Level</th> <th>Line Margin</th> <th>Level</th> <th>Factor</th> <th>Loss Factor</th> <th>Factor</th> <th></th> <th></th> <th>Remark</th> </tr> <tr> <th></th> <th>MHz</th> <th>dBuV/m</th> <th>dBuV/m</th> <th>dB</th> <th>dBuV</th> <th>dB/m</th> <th>dB</th> <th>dB</th> <th>dB</th> <th>cm</th> <th>deg</th> <th></th> </tr> </thead> <tbody> <tr> <td>1</td> <td>10360.00</td> <td>47.18</td> <td>68.20</td> <td>-21.02</td> <td>49.00</td> <td>38.98</td> <td>15.35</td> <td>56.69</td> <td>0.54</td> <td>--</td> <td>--</td> <td>PEAK</td> </tr> <tr> <td>2</td> <td>15540.00</td> <td>43.67</td> <td>74.00</td> <td>-30.33</td> <td>42.02</td> <td>38.42</td> <td>18.78</td> <td>56.36</td> <td>0.81</td> <td>--</td> <td>--</td> <td>PEAK</td> </tr> </tbody> </table>		Limit	Read	Ant	Cable	Preamp	Aux	APos	TPos		Freq	Level	Line Margin	Level	Factor	Loss Factor	Factor			Remark		MHz	dBuV/m	dBuV/m	dB	dBuV	dB/m	dB	dB	dB	cm	deg		1	10360.00	47.18	68.20	-21.02	49.00	38.98	15.35	56.69	0.54	--	--	PEAK	2	15540.00	43.67	74.00	-30.33	42.02	38.42	18.78	56.36	0.81	--	--	PEAK
		Limit	Read	Ant	Cable	Preamp	Aux	APos	TPos																																																																																																															
Freq	Level	Line Margin	Level	Factor	Loss Factor	Factor			Remark																																																																																																															
	MHz	dBuV/m	dBuV/m	dB	dBuV	dB/m	dB	dB	dB	cm	deg																																																																																																													
1	10360.00	47.31	68.20	-20.89	49.13	38.98	15.35	56.69	0.54	--	--	PEAK																																																																																																												
2	15540.00	44.09	74.00	-29.91	42.44	38.42	18.78	56.36	0.81	--	--	PEAK																																																																																																												
	Limit	Read	Ant	Cable	Preamp	Aux	APos	TPos																																																																																																																
Freq	Level	Line Margin	Level	Factor	Loss Factor	Factor			Remark																																																																																																															
	MHz	dBuV/m	dBuV/m	dB	dBuV	dB/m	dB	dB	dB	cm	deg																																																																																																													
1	10360.00	47.18	68.20	-21.02	49.00	38.98	15.35	56.69	0.54	--	--	PEAK																																																																																																												
2	15540.00	43.67	74.00	-30.33	42.02	38.42	18.78	56.36	0.81	--	--	PEAK																																																																																																												

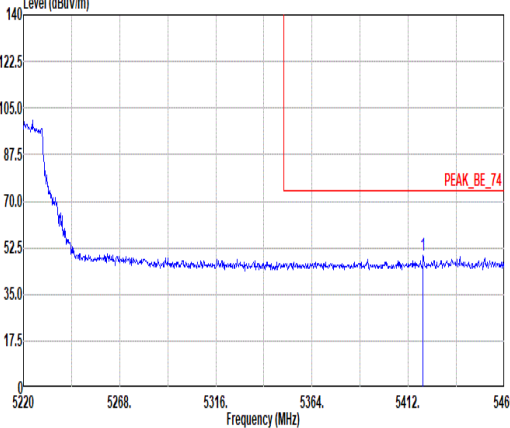
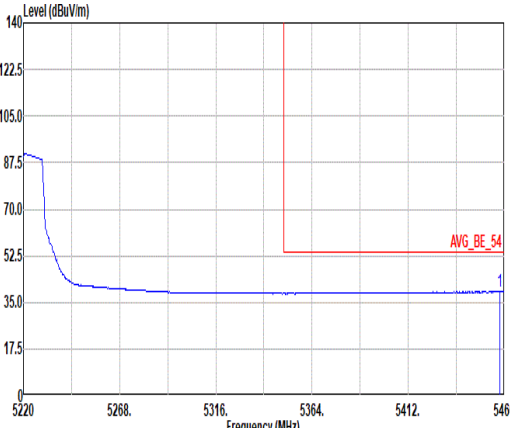


	10	
Mode	Harmonic	
	U-NII-1_5.15-5.25_802.11ax HE20_CH36_Full_5180MHz	
ANT	1	
Pol.	Horizontal	Vertical
14.47G ~14.5G Avg	<p>Site : 03CH13-HY Condition: AVG_54 3m HORN_91280_1326 HORIZONTAL</p>	<p>Site : 03CH13-HY Condition: AVG_54 3m HORN_91280_1326 VERTICAL</p>
17.7G ~18G Avg	<p>Site : 03CH13-HY Condition: AVG_54 3m HORN_91280_1326 HORIZONTAL</p>	<p>Site : 03CH13-HY Condition: AVG_54 3m HORN_91280_1326 VERTICAL</p>



Mode	11																																																																																	
	Band Edge - L																																																																																	
	U-NII-1_5.15-5.25_802.11ax HE20_CH44_Full_5220MHz																																																																																	
ANT	1																																																																																	
Pol.	Horizontal	Fundamental																																																																																
Peak	 <p>Site : 03CH13-HY Condition: PEAK_BE_74 3m HORN_91200_1326 HORIZONTAL : RBW:1000.000kHz VBW:3000.000kHz SWT:Auto</p> <table border="1"> <thead> <tr> <th>Limit</th> <th>Read</th> <th>Ant</th> <th>Cable</th> <th>Preamp</th> <th>Aux</th> <th>APos</th> <th>TPos</th> <th>Remark</th> </tr> <tr> <th>Freq</th> <th>Level</th> <th>Line Margin</th> <th>Level</th> <th>Factor</th> <th>Loss</th> <th>Factor</th> <th>Factor</th> <th></th> </tr> <tr> <th>MHz</th> <th>dBuV/m</th> <th>dBuV/m</th> <th>dB</th> <th>dBuV</th> <th>dB/m</th> <th>dB</th> <th>dB</th> <th>cm</th> </tr> </thead> <tbody> <tr> <td>1</td> <td>5070.18</td> <td>49.70</td> <td>74.00</td> <td>-24.30</td> <td>43.68</td> <td>33.16</td> <td>9.97</td> <td>37.11</td> <td>0.00</td> <td>100</td> <td>83</td> <td>PEAK</td> </tr> </tbody> </table>	Limit	Read	Ant	Cable	Preamp	Aux	APos	TPos	Remark	Freq	Level	Line Margin	Level	Factor	Loss	Factor	Factor		MHz	dBuV/m	dBuV/m	dB	dBuV	dB/m	dB	dB	cm	1	5070.18	49.70	74.00	-24.30	43.68	33.16	9.97	37.11	0.00	100	83	PEAK	 <p>Site : 03CH13-HY Condition: PEAK(UNII) 3m HORN_91200_1326 HORIZONTAL : RBW:1000.000kHz VBW:3000.000kHz SWT:Auto</p> <table border="1"> <thead> <tr> <th>Limit</th> <th>Read</th> <th>Ant</th> <th>Cable</th> <th>Preamp</th> <th>Aux</th> <th>APos</th> <th>TPos</th> <th>Remark</th> </tr> <tr> <th>Freq</th> <th>Level</th> <th>Line Margin</th> <th>Level</th> <th>Factor</th> <th>Loss</th> <th>Factor</th> <th>Factor</th> <th></th> </tr> <tr> <th>MHz</th> <th>dBuV/m</th> <th>dBuV/m</th> <th>dB</th> <th>dBuV</th> <th>dB/m</th> <th>dB</th> <th>dB</th> <th>cm</th> </tr> </thead> <tbody> <tr> <td>1</td> <td>5220.00</td> <td>100.26</td> <td>-----</td> <td>-----</td> <td>93.77</td> <td>33.26</td> <td>10.24</td> <td>37.01</td> <td>0.00</td> <td>100</td> <td>83</td> <td>PEAK</td> </tr> </tbody> </table>	Limit	Read	Ant	Cable	Preamp	Aux	APos	TPos	Remark	Freq	Level	Line Margin	Level	Factor	Loss	Factor	Factor		MHz	dBuV/m	dBuV/m	dB	dBuV	dB/m	dB	dB	cm	1	5220.00	100.26	-----	-----	93.77	33.26	10.24	37.01	0.00	100	83	PEAK
Limit	Read	Ant	Cable	Preamp	Aux	APos	TPos	Remark																																																																										
Freq	Level	Line Margin	Level	Factor	Loss	Factor	Factor																																																																											
MHz	dBuV/m	dBuV/m	dB	dBuV	dB/m	dB	dB	cm																																																																										
1	5070.18	49.70	74.00	-24.30	43.68	33.16	9.97	37.11	0.00	100	83	PEAK																																																																						
Limit	Read	Ant	Cable	Preamp	Aux	APos	TPos	Remark																																																																										
Freq	Level	Line Margin	Level	Factor	Loss	Factor	Factor																																																																											
MHz	dBuV/m	dBuV/m	dB	dBuV	dB/m	dB	dB	cm																																																																										
1	5220.00	100.26	-----	-----	93.77	33.26	10.24	37.01	0.00	100	83	PEAK																																																																						
Avg	 <p>Site : 03CH13-HY Condition: AVG_BE_54 3m HORN_91200_1326 HORIZONTAL : RBW:1000.000kHz VBW:0.300kHz SWT:Auto</p> <table border="1"> <thead> <tr> <th>Limit</th> <th>Read</th> <th>Ant</th> <th>Cable</th> <th>Preamp</th> <th>Aux</th> <th>APos</th> <th>TPos</th> <th>Remark</th> </tr> <tr> <th>Freq</th> <th>Level</th> <th>Line Margin</th> <th>Level</th> <th>Factor</th> <th>Loss</th> <th>Factor</th> <th>Factor</th> <th></th> </tr> <tr> <th>MHz</th> <th>dBuV/m</th> <th>dBuV/m</th> <th>dB</th> <th>dBuV</th> <th>dB/m</th> <th>dB</th> <th>dB</th> <th>cm</th> </tr> </thead> <tbody> <tr> <td>1</td> <td>5015.40</td> <td>39.84</td> <td>54.00</td> <td>-14.16</td> <td>33.06</td> <td>33.27</td> <td>9.06</td> <td>37.15</td> <td>0.00</td> <td>100</td> <td>83</td> <td>AVERAGE</td> </tr> </tbody> </table>	Limit	Read	Ant	Cable	Preamp	Aux	APos	TPos	Remark	Freq	Level	Line Margin	Level	Factor	Loss	Factor	Factor		MHz	dBuV/m	dBuV/m	dB	dBuV	dB/m	dB	dB	cm	1	5015.40	39.84	54.00	-14.16	33.06	33.27	9.06	37.15	0.00	100	83	AVERAGE	 <p>Site : 03CH13-HY Condition: AVG_54 3m HORN_91200_1326 HORIZONTAL : RBW:1000.000kHz VBW:0.300kHz SWT:Auto</p> <table border="1"> <thead> <tr> <th>Limit</th> <th>Read</th> <th>Ant</th> <th>Cable</th> <th>Preamp</th> <th>Aux</th> <th>APos</th> <th>TPos</th> <th>Remark</th> </tr> <tr> <th>Freq</th> <th>Level</th> <th>Line Margin</th> <th>Level</th> <th>Factor</th> <th>Loss</th> <th>Factor</th> <th>Factor</th> <th></th> </tr> <tr> <th>MHz</th> <th>dBuV/m</th> <th>dBuV/m</th> <th>dB</th> <th>dBuV</th> <th>dB/m</th> <th>dB</th> <th>dB</th> <th>cm</th> </tr> </thead> <tbody> <tr> <td>1</td> <td>5220.00</td> <td>92.27</td> <td>-----</td> <td>-----</td> <td>85.78</td> <td>33.26</td> <td>10.24</td> <td>37.01</td> <td>0.00</td> <td>100</td> <td>83</td> <td>AVERAGE</td> </tr> </tbody> </table>	Limit	Read	Ant	Cable	Preamp	Aux	APos	TPos	Remark	Freq	Level	Line Margin	Level	Factor	Loss	Factor	Factor		MHz	dBuV/m	dBuV/m	dB	dBuV	dB/m	dB	dB	cm	1	5220.00	92.27	-----	-----	85.78	33.26	10.24	37.01	0.00	100	83	AVERAGE
Limit	Read	Ant	Cable	Preamp	Aux	APos	TPos	Remark																																																																										
Freq	Level	Line Margin	Level	Factor	Loss	Factor	Factor																																																																											
MHz	dBuV/m	dBuV/m	dB	dBuV	dB/m	dB	dB	cm																																																																										
1	5015.40	39.84	54.00	-14.16	33.06	33.27	9.06	37.15	0.00	100	83	AVERAGE																																																																						
Limit	Read	Ant	Cable	Preamp	Aux	APos	TPos	Remark																																																																										
Freq	Level	Line Margin	Level	Factor	Loss	Factor	Factor																																																																											
MHz	dBuV/m	dBuV/m	dB	dBuV	dB/m	dB	dB	cm																																																																										
1	5220.00	92.27	-----	-----	85.78	33.26	10.24	37.01	0.00	100	83	AVERAGE																																																																						



	11																																									
Mode	Band Edge - R																																									
ANT	1																																									
Pol.	Horizontal	Fundamental																																								
Peak	 <p>Site : 03CH13-HY Condition: PEAK_BE_74 3m HORN 91200 1326 HORIZONTAL : RBW:1000.000kHz VBW:3000.000kHz SMT:Auto</p> <table border="1" data-bbox="279 1131 790 1243"> <thead> <tr> <th>Limit</th> <th>Read</th> <th>Ant</th> <th>Cable</th> <th>Preamp</th> <th>Aux</th> <th>APos</th> <th>TPos</th> <th>Remark</th> </tr> <tr> <th>Freq</th> <th>Level</th> <th>Line</th> <th>Margin</th> <th>Level</th> <th>Factor</th> <th>Loss</th> <th>Factor</th> <th>Factor</th> </tr> <tr> <th>MHz</th> <th>dBuV/m</th> <th>dBuV/m</th> <th>dB</th> <th>dBuV</th> <th>dB/m</th> <th>dB</th> <th>dB</th> <th>cm</th> <th>deg</th> </tr> </thead> <tbody> <tr> <td>1 5419.44</td> <td>49.52</td> <td>74.00</td> <td>-24.48</td> <td>42.98</td> <td>33.10</td> <td>10.31</td> <td>36.87</td> <td>0.00</td> <td>100</td> <td>83</td> <td>PEAK</td> </tr> </tbody> </table>	Limit	Read	Ant	Cable	Preamp	Aux	APos	TPos	Remark	Freq	Level	Line	Margin	Level	Factor	Loss	Factor	Factor	MHz	dBuV/m	dBuV/m	dB	dBuV	dB/m	dB	dB	cm	deg	1 5419.44	49.52	74.00	-24.48	42.98	33.10	10.31	36.87	0.00	100	83	PEAK	Blank
Limit	Read	Ant	Cable	Preamp	Aux	APos	TPos	Remark																																		
Freq	Level	Line	Margin	Level	Factor	Loss	Factor	Factor																																		
MHz	dBuV/m	dBuV/m	dB	dBuV	dB/m	dB	dB	cm	deg																																	
1 5419.44	49.52	74.00	-24.48	42.98	33.10	10.31	36.87	0.00	100	83	PEAK																															
Avg	 <p>Site : 03CH13-HY Condition: AVG_BE_54 3m HORN 91200 1326 HORIZONTAL : RBW:1000.000kHz VBW:0.300kHz SMT:Auto</p> <table border="1" data-bbox="279 1803 790 1915"> <thead> <tr> <th>Limit</th> <th>Read</th> <th>Ant</th> <th>Cable</th> <th>Preamp</th> <th>Aux</th> <th>APos</th> <th>TPos</th> <th>Remark</th> </tr> <tr> <th>Freq</th> <th>Level</th> <th>Line</th> <th>Margin</th> <th>Level</th> <th>Factor</th> <th>Loss</th> <th>Factor</th> <th>Factor</th> </tr> <tr> <th>MHz</th> <th>dBuV/m</th> <th>dBuV/m</th> <th>dB</th> <th>dBuV</th> <th>dB/m</th> <th>dB</th> <th>dB</th> <th>cm</th> <th>deg</th> </tr> </thead> <tbody> <tr> <td>1 5457.84</td> <td>39.07</td> <td>54.00</td> <td>-14.93</td> <td>32.51</td> <td>33.10</td> <td>10.31</td> <td>36.85</td> <td>0.00</td> <td>100</td> <td>83</td> <td>AVERAGE</td> </tr> </tbody> </table>	Limit	Read	Ant	Cable	Preamp	Aux	APos	TPos	Remark	Freq	Level	Line	Margin	Level	Factor	Loss	Factor	Factor	MHz	dBuV/m	dBuV/m	dB	dBuV	dB/m	dB	dB	cm	deg	1 5457.84	39.07	54.00	-14.93	32.51	33.10	10.31	36.85	0.00	100	83	AVERAGE	Blank
Limit	Read	Ant	Cable	Preamp	Aux	APos	TPos	Remark																																		
Freq	Level	Line	Margin	Level	Factor	Loss	Factor	Factor																																		
MHz	dBuV/m	dBuV/m	dB	dBuV	dB/m	dB	dB	cm	deg																																	
1 5457.84	39.07	54.00	-14.93	32.51	33.10	10.31	36.85	0.00	100	83	AVERAGE																															



		11																																																																																		
Mode		Band Edge - L																																																																																		
		U-NII-1_5.15-5.25_802.11ax HE20_CH44_Full_5220MHz																																																																																		
ANT		1																																																																																		
Pol.	Vertical	Fundamental																																																																																		
Peak	<p>Site : 03CH13-HY Condition: PEAK_BE_74 3m HORN_91200_1326 VERTICAL : RBW:1000.000kHz VBW:3000.000kHz SWT:Auto</p> <table border="1"> <thead> <tr> <th>Limit</th> <th>Read</th> <th>Ant</th> <th>Cable</th> <th>Preamp</th> <th>Aux</th> <th>APos</th> <th>TPos</th> <th>Remark</th> </tr> <tr> <th>Freq</th> <th>Level</th> <th>Line Margin</th> <th>Level Factor</th> <th>Loss Factor</th> <th>Factor</th> <th></th> <th></th> <th></th> </tr> <tr> <th>MHz</th> <th>dBuV/m</th> <th>dBuV/m</th> <th>dB</th> <th>dBuV</th> <th>dB/m</th> <th>dB</th> <th>dB</th> <th>cm</th> <th>deg</th> </tr> </thead> <tbody> <tr> <td>1</td> <td>5028.60</td> <td>50.60</td> <td>74.00</td> <td>-23.40</td> <td>44.61</td> <td>33.24</td> <td>9.89</td> <td>37.14</td> <td>0.00</td> <td>300</td> <td>264</td> <td>PEAK</td> </tr> </tbody> </table>	Limit	Read	Ant	Cable	Preamp	Aux	APos	TPos	Remark	Freq	Level	Line Margin	Level Factor	Loss Factor	Factor				MHz	dBuV/m	dBuV/m	dB	dBuV	dB/m	dB	dB	cm	deg	1	5028.60	50.60	74.00	-23.40	44.61	33.24	9.89	37.14	0.00	300	264	PEAK	<p>Site : 03CH13-HY Condition: PEAK(UNII) 3m HORN_91200_1326 VERTICAL : RBW:1000.000kHz VBW:3000.000kHz SWT:Auto</p> <table border="1"> <thead> <tr> <th>Limit</th> <th>Read</th> <th>Ant</th> <th>Cable</th> <th>Preamp</th> <th>Aux</th> <th>APos</th> <th>TPos</th> <th>Remark</th> </tr> <tr> <th>Freq</th> <th>Level</th> <th>Line Margin</th> <th>Level Factor</th> <th>Loss Factor</th> <th>Factor</th> <th></th> <th></th> <th></th> </tr> <tr> <th>MHz</th> <th>dBuV/m</th> <th>dBuV/m</th> <th>dB</th> <th>dBuV</th> <th>dB/m</th> <th>dB</th> <th>dB</th> <th>cm</th> <th>deg</th> </tr> </thead> <tbody> <tr> <td>1</td> <td>5220.00</td> <td>100.23</td> <td>-----</td> <td>-----</td> <td>93.74</td> <td>33.26</td> <td>10.24</td> <td>37.01</td> <td>0.00</td> <td>300</td> <td>264</td> <td>PEAK</td> </tr> </tbody> </table>	Limit	Read	Ant	Cable	Preamp	Aux	APos	TPos	Remark	Freq	Level	Line Margin	Level Factor	Loss Factor	Factor				MHz	dBuV/m	dBuV/m	dB	dBuV	dB/m	dB	dB	cm	deg	1	5220.00	100.23	-----	-----	93.74	33.26	10.24	37.01	0.00	300	264	PEAK
	Limit	Read	Ant	Cable	Preamp	Aux	APos	TPos	Remark																																																																											
Freq	Level	Line Margin	Level Factor	Loss Factor	Factor																																																																															
MHz	dBuV/m	dBuV/m	dB	dBuV	dB/m	dB	dB	cm	deg																																																																											
1	5028.60	50.60	74.00	-23.40	44.61	33.24	9.89	37.14	0.00	300	264	PEAK																																																																								
Limit	Read	Ant	Cable	Preamp	Aux	APos	TPos	Remark																																																																												
Freq	Level	Line Margin	Level Factor	Loss Factor	Factor																																																																															
MHz	dBuV/m	dBuV/m	dB	dBuV	dB/m	dB	dB	cm	deg																																																																											
1	5220.00	100.23	-----	-----	93.74	33.26	10.24	37.01	0.00	300	264	PEAK																																																																								
Avg	<p>Site : 03CH13-HY Condition: AVG_BE_54 3m HORN_91200_1326 VERTICAL : RBW:1000.000kHz VBW:0.300kHz SWT:Auto</p> <table border="1"> <thead> <tr> <th>Limit</th> <th>Read</th> <th>Ant</th> <th>Cable</th> <th>Preamp</th> <th>Aux</th> <th>APos</th> <th>TPos</th> <th>Remark</th> </tr> <tr> <th>Freq</th> <th>Level</th> <th>Line Margin</th> <th>Level Factor</th> <th>Loss Factor</th> <th>Factor</th> <th></th> <th></th> <th></th> </tr> <tr> <th>MHz</th> <th>dBuV/m</th> <th>dBuV/m</th> <th>dB</th> <th>dBuV</th> <th>dB/m</th> <th>dB</th> <th>dB</th> <th>cm</th> <th>deg</th> </tr> </thead> <tbody> <tr> <td>1</td> <td>5024.20</td> <td>39.76</td> <td>54.00</td> <td>-14.24</td> <td>33.77</td> <td>33.25</td> <td>9.88</td> <td>37.14</td> <td>0.00</td> <td>300</td> <td>264</td> <td>AVERAGE</td> </tr> </tbody> </table>	Limit	Read	Ant	Cable	Preamp	Aux	APos	TPos	Remark	Freq	Level	Line Margin	Level Factor	Loss Factor	Factor				MHz	dBuV/m	dBuV/m	dB	dBuV	dB/m	dB	dB	cm	deg	1	5024.20	39.76	54.00	-14.24	33.77	33.25	9.88	37.14	0.00	300	264	AVERAGE	<p>Site : 03CH13-HY Condition: AVG_54 3m HORN_91200_1326 VERTICAL : RBW:1000.000kHz VBW:0.300kHz SWT:Auto</p> <table border="1"> <thead> <tr> <th>Limit</th> <th>Read</th> <th>Ant</th> <th>Cable</th> <th>Preamp</th> <th>Aux</th> <th>APos</th> <th>TPos</th> <th>Remark</th> </tr> <tr> <th>Freq</th> <th>Level</th> <th>Line Margin</th> <th>Level Factor</th> <th>Loss Factor</th> <th>Factor</th> <th></th> <th></th> <th></th> </tr> <tr> <th>MHz</th> <th>dBuV/m</th> <th>dBuV/m</th> <th>dB</th> <th>dBuV</th> <th>dB/m</th> <th>dB</th> <th>dB</th> <th>cm</th> <th>deg</th> </tr> </thead> <tbody> <tr> <td>1</td> <td>5220.00</td> <td>92.09</td> <td>-----</td> <td>-----</td> <td>85.60</td> <td>33.26</td> <td>10.24</td> <td>37.01</td> <td>0.00</td> <td>300</td> <td>264</td> <td>AVERAGE</td> </tr> </tbody> </table>	Limit	Read	Ant	Cable	Preamp	Aux	APos	TPos	Remark	Freq	Level	Line Margin	Level Factor	Loss Factor	Factor				MHz	dBuV/m	dBuV/m	dB	dBuV	dB/m	dB	dB	cm	deg	1	5220.00	92.09	-----	-----	85.60	33.26	10.24	37.01	0.00	300	264	AVERAGE
Limit	Read	Ant	Cable	Preamp	Aux	APos	TPos	Remark																																																																												
Freq	Level	Line Margin	Level Factor	Loss Factor	Factor																																																																															
MHz	dBuV/m	dBuV/m	dB	dBuV	dB/m	dB	dB	cm	deg																																																																											
1	5024.20	39.76	54.00	-14.24	33.77	33.25	9.88	37.14	0.00	300	264	AVERAGE																																																																								
Limit	Read	Ant	Cable	Preamp	Aux	APos	TPos	Remark																																																																												
Freq	Level	Line Margin	Level Factor	Loss Factor	Factor																																																																															
MHz	dBuV/m	dBuV/m	dB	dBuV	dB/m	dB	dB	cm	deg																																																																											
1	5220.00	92.09	-----	-----	85.60	33.26	10.24	37.01	0.00	300	264	AVERAGE																																																																								



	11																																										
Mode	Band Edge - R																																										
	U-NII-1_5.15-5.25_802.11ax HE20_CH44_Full_5220MHz																																										
ANT	1																																										
Pol.	Vertical	Fundamental																																									
Peak	<p>Site : 03CH13-HY Condition: PEAK_BE_74 3m HORN_91200_1326 VERTICAL : RBW:1000.000kHz VBW:3000.000kHz SNT:Auto</p> <table border="1"> <thead> <tr> <th>Limit</th> <th>Read</th> <th>Ant</th> <th>Cable</th> <th>Preamp</th> <th>Aux</th> <th>APos</th> <th>TPos</th> <th>Remark</th> </tr> <tr> <th>Freq</th> <th>Level</th> <th>Line</th> <th>Margin</th> <th>Level</th> <th>Factor</th> <th>Loss</th> <th>Factor</th> <th>Factor</th> </tr> <tr> <th>MHz</th> <th>dBuV/m</th> <th>dBuV/m</th> <th>dB</th> <th>dBuV</th> <th>dB/m</th> <th>dB</th> <th>dB</th> <th>cm</th> <th>deg</th> </tr> </thead> <tbody> <tr> <td>1</td> <td>5351.28</td> <td>48.20</td> <td>74.00</td> <td>-25.80</td> <td>41.73</td> <td>33.10</td> <td>10.29</td> <td>36.92</td> <td>0.00</td> <td>300</td> <td>264</td> <td>PEAK</td> </tr> </tbody> </table>	Limit	Read	Ant	Cable	Preamp	Aux	APos	TPos	Remark	Freq	Level	Line	Margin	Level	Factor	Loss	Factor	Factor	MHz	dBuV/m	dBuV/m	dB	dBuV	dB/m	dB	dB	cm	deg	1	5351.28	48.20	74.00	-25.80	41.73	33.10	10.29	36.92	0.00	300	264	PEAK	Blank
	Limit	Read	Ant	Cable	Preamp	Aux	APos	TPos	Remark																																		
Freq	Level	Line	Margin	Level	Factor	Loss	Factor	Factor																																			
MHz	dBuV/m	dBuV/m	dB	dBuV	dB/m	dB	dB	cm	deg																																		
1	5351.28	48.20	74.00	-25.80	41.73	33.10	10.29	36.92	0.00	300	264	PEAK																															
Avg	<p>Site : 03CH13-HY Condition: AVG_BE_54 3m HORN_91200_1326 VERTICAL : RBW:1000.000kHz VBW:0.300kHz SNT:Auto</p> <table border="1"> <thead> <tr> <th>Limit</th> <th>Read</th> <th>Ant</th> <th>Cable</th> <th>Preamp</th> <th>Aux</th> <th>APos</th> <th>TPos</th> <th>Remark</th> </tr> <tr> <th>Freq</th> <th>Level</th> <th>Line</th> <th>Margin</th> <th>Level</th> <th>Factor</th> <th>Loss</th> <th>Factor</th> <th>Factor</th> </tr> <tr> <th>MHz</th> <th>dBuV/m</th> <th>dBuV/m</th> <th>dB</th> <th>dBuV</th> <th>dB/m</th> <th>dB</th> <th>dB</th> <th>cm</th> <th>deg</th> </tr> </thead> <tbody> <tr> <td>1</td> <td>5447.52</td> <td>38.98</td> <td>54.00</td> <td>-15.02</td> <td>32.43</td> <td>33.10</td> <td>10.31</td> <td>36.86</td> <td>0.00</td> <td>300</td> <td>264</td> <td>AVERAGE</td> </tr> </tbody> </table>	Limit	Read	Ant	Cable	Preamp	Aux	APos	TPos	Remark	Freq	Level	Line	Margin	Level	Factor	Loss	Factor	Factor	MHz	dBuV/m	dBuV/m	dB	dBuV	dB/m	dB	dB	cm	deg	1	5447.52	38.98	54.00	-15.02	32.43	33.10	10.31	36.86	0.00	300	264	AVERAGE	Blank
Limit	Read	Ant	Cable	Preamp	Aux	APos	TPos	Remark																																			
Freq	Level	Line	Margin	Level	Factor	Loss	Factor	Factor																																			
MHz	dBuV/m	dBuV/m	dB	dBuV	dB/m	dB	dB	cm	deg																																		
1	5447.52	38.98	54.00	-15.02	32.43	33.10	10.31	36.86	0.00	300	264	AVERAGE																															



Mode	11																																																																																																															
	Harmonic																																																																																																															
	U-NII-1_5.15-5.25_802.11ax HE20_CH44_Full_5220MHz																																																																																																															
ANT	1																																																																																																															
Pol.	Horizontal	Vertical																																																																																																														
Peak Avg	<p>Site : 03CH13-HY Condition: PEAK(U11) 3m HORN_91280_1326 HORIZONTAL</p> <table border="1"> <thead> <tr> <th></th> <th>Limit</th> <th>Read</th> <th>Ant</th> <th>Cable</th> <th>Preamp</th> <th>Aux</th> <th>APos</th> <th>TPos</th> <th></th> </tr> <tr> <th>Freq</th> <th>Level</th> <th>Line Margin</th> <th>Level</th> <th>Factor</th> <th>Loss Factor</th> <th>Factor</th> <th></th> <th></th> <th>Remark</th> </tr> <tr> <th></th> <th>MHz</th> <th>dBuV/m</th> <th>dBuV/m</th> <th>dB</th> <th>dBuV</th> <th>dB/m</th> <th>dB</th> <th>dB</th> <th>cm</th> <th>deg</th> </tr> </thead> <tbody> <tr> <td>1</td> <td>10440.00</td> <td>47.08</td> <td>68.20</td> <td>-21.12</td> <td>48.83</td> <td>38.90</td> <td>15.39</td> <td>56.58</td> <td>0.54</td> <td>--</td> <td>PEAK</td> </tr> <tr> <td>2</td> <td>15660.00</td> <td>43.96</td> <td>74.00</td> <td>-30.04</td> <td>42.60</td> <td>37.94</td> <td>18.86</td> <td>56.26</td> <td>0.82</td> <td>--</td> <td>PEAK</td> </tr> </tbody> </table>		Limit	Read	Ant	Cable	Preamp	Aux	APos	TPos		Freq	Level	Line Margin	Level	Factor	Loss Factor	Factor			Remark		MHz	dBuV/m	dBuV/m	dB	dBuV	dB/m	dB	dB	cm	deg	1	10440.00	47.08	68.20	-21.12	48.83	38.90	15.39	56.58	0.54	--	PEAK	2	15660.00	43.96	74.00	-30.04	42.60	37.94	18.86	56.26	0.82	--	PEAK	<p>Site : 03CH13-HY Condition: PEAK(U11) 3m HORN_91280_1326 VERTICAL</p> <table border="1"> <thead> <tr> <th></th> <th>Limit</th> <th>Read</th> <th>Ant</th> <th>Cable</th> <th>Preamp</th> <th>Aux</th> <th>APos</th> <th>TPos</th> <th></th> </tr> <tr> <th>Freq</th> <th>Level</th> <th>Line Margin</th> <th>Level</th> <th>Factor</th> <th>Loss Factor</th> <th>Factor</th> <th></th> <th></th> <th>Remark</th> </tr> <tr> <th></th> <th>MHz</th> <th>dBuV/m</th> <th>dBuV/m</th> <th>dB</th> <th>dBuV</th> <th>dB/m</th> <th>dB</th> <th>dB</th> <th>cm</th> <th>deg</th> </tr> </thead> <tbody> <tr> <td>1</td> <td>10440.00</td> <td>45.98</td> <td>68.20</td> <td>-22.22</td> <td>47.73</td> <td>38.90</td> <td>15.39</td> <td>56.58</td> <td>0.54</td> <td>--</td> <td>PEAK</td> </tr> <tr> <td>2</td> <td>15660.00</td> <td>43.46</td> <td>74.00</td> <td>-30.54</td> <td>42.10</td> <td>37.94</td> <td>18.86</td> <td>56.26</td> <td>0.82</td> <td>--</td> <td>PEAK</td> </tr> </tbody> </table>		Limit	Read	Ant	Cable	Preamp	Aux	APos	TPos		Freq	Level	Line Margin	Level	Factor	Loss Factor	Factor			Remark		MHz	dBuV/m	dBuV/m	dB	dBuV	dB/m	dB	dB	cm	deg	1	10440.00	45.98	68.20	-22.22	47.73	38.90	15.39	56.58	0.54	--	PEAK	2	15660.00	43.46	74.00	-30.54	42.10	37.94	18.86	56.26	0.82	--	PEAK
		Limit	Read	Ant	Cable	Preamp	Aux	APos	TPos																																																																																																							
Freq	Level	Line Margin	Level	Factor	Loss Factor	Factor			Remark																																																																																																							
	MHz	dBuV/m	dBuV/m	dB	dBuV	dB/m	dB	dB	cm	deg																																																																																																						
1	10440.00	47.08	68.20	-21.12	48.83	38.90	15.39	56.58	0.54	--	PEAK																																																																																																					
2	15660.00	43.96	74.00	-30.04	42.60	37.94	18.86	56.26	0.82	--	PEAK																																																																																																					
	Limit	Read	Ant	Cable	Preamp	Aux	APos	TPos																																																																																																								
Freq	Level	Line Margin	Level	Factor	Loss Factor	Factor			Remark																																																																																																							
	MHz	dBuV/m	dBuV/m	dB	dBuV	dB/m	dB	dB	cm	deg																																																																																																						
1	10440.00	45.98	68.20	-22.22	47.73	38.90	15.39	56.58	0.54	--	PEAK																																																																																																					
2	15660.00	43.46	74.00	-30.54	42.10	37.94	18.86	56.26	0.82	--	PEAK																																																																																																					



	11	
Mode	Harmonic	
	U-NII-1_5.15-5.25_802.11ax HE20_CH44_Full_5220MHz	
ANT	1	
Pol.	Horizontal	Vertical
14.47G ~14.5G Avg	<p>Site : 03CH13-HY Condition: AVG_54 3m HORN_91280_1326 HORIZONTAL</p>	<p>Site : 03CH13-HY Condition: AVG_54 3m HORN_91280_1326 VERTICAL</p>
17.7G ~18G Avg	<p>Site : 03CH13-HY Condition: AVG_54 3m HORN_91280_1326 HORIZONTAL</p>	<p>Site : 03CH13-HY Condition: AVG_54 3m HORN_91280_1326 VERTICAL</p>



Mode	12																																																																																	
	Band Edge - L																																																																																	
	U-NII-1_5.15-5.25_802.11ax HE20_CH48_Full_5240MHz																																																																																	
ANT	1																																																																																	
Pol.	Horizontal	Fundamental																																																																																
Peak	<p>Site : 03CH13-HY Condition: PEAK_BE_74 3m HORN_91200_1326 HORIZONTAL : RBW:1000.000kHz VBW:3000.000kHz SWT:Auto</p> <table border="1"> <thead> <tr> <th>Limit</th> <th>Read</th> <th>Ant</th> <th>Cable</th> <th>Preamp</th> <th>Aux</th> <th>APos</th> <th>TPos</th> <th>Remark</th> </tr> <tr> <th>Freq</th> <th>Level</th> <th>Line</th> <th>Margin</th> <th>Level</th> <th>Factor</th> <th>Loss</th> <th>Factor</th> <th>Factor</th> </tr> <tr> <th>MHz</th> <th>dBuV/m</th> <th>dBuV/m</th> <th>dB</th> <th>dBuV</th> <th>dB/m</th> <th>dB</th> <th>dB</th> <th>cm</th> </tr> </thead> <tbody> <tr> <td>1</td> <td>5067.92</td> <td>49.58</td> <td>74.00</td> <td>-24.42</td> <td>43.56</td> <td>33.16</td> <td>9.97</td> <td>37.11</td> <td>0.00</td> <td>100</td> <td>77</td> <td>PEAK</td> </tr> </tbody> </table>	Limit	Read	Ant	Cable	Preamp	Aux	APos	TPos	Remark	Freq	Level	Line	Margin	Level	Factor	Loss	Factor	Factor	MHz	dBuV/m	dBuV/m	dB	dBuV	dB/m	dB	dB	cm	1	5067.92	49.58	74.00	-24.42	43.56	33.16	9.97	37.11	0.00	100	77	PEAK	<p>Site : 03CH13-HY Condition: PEAK(UNII) 3m HORN_91200_1326 HORIZONTAL : RBW:1000.000kHz VBW:3000.000kHz SWT:Auto</p> <table border="1"> <thead> <tr> <th>Limit</th> <th>Read</th> <th>Ant</th> <th>Cable</th> <th>Preamp</th> <th>Aux</th> <th>APos</th> <th>TPos</th> <th>Remark</th> </tr> <tr> <th>Freq</th> <th>Level</th> <th>Line</th> <th>Margin</th> <th>Level</th> <th>Factor</th> <th>Loss</th> <th>Factor</th> <th>Factor</th> </tr> <tr> <th>MHz</th> <th>dBuV/m</th> <th>dBuV/m</th> <th>dB</th> <th>dBuV</th> <th>dB/m</th> <th>dB</th> <th>dB</th> <th>cm</th> </tr> </thead> <tbody> <tr> <td>1</td> <td>5240.00</td> <td>100.44</td> <td>-----</td> <td>-----</td> <td>93.97</td> <td>33.22</td> <td>10.25</td> <td>37.00</td> <td>0.00</td> <td>100</td> <td>77</td> <td>PEAK</td> </tr> </tbody> </table>	Limit	Read	Ant	Cable	Preamp	Aux	APos	TPos	Remark	Freq	Level	Line	Margin	Level	Factor	Loss	Factor	Factor	MHz	dBuV/m	dBuV/m	dB	dBuV	dB/m	dB	dB	cm	1	5240.00	100.44	-----	-----	93.97	33.22	10.25	37.00	0.00	100	77	PEAK
	Limit	Read	Ant	Cable	Preamp	Aux	APos	TPos	Remark																																																																									
Freq	Level	Line	Margin	Level	Factor	Loss	Factor	Factor																																																																										
MHz	dBuV/m	dBuV/m	dB	dBuV	dB/m	dB	dB	cm																																																																										
1	5067.92	49.58	74.00	-24.42	43.56	33.16	9.97	37.11	0.00	100	77	PEAK																																																																						
Limit	Read	Ant	Cable	Preamp	Aux	APos	TPos	Remark																																																																										
Freq	Level	Line	Margin	Level	Factor	Loss	Factor	Factor																																																																										
MHz	dBuV/m	dBuV/m	dB	dBuV	dB/m	dB	dB	cm																																																																										
1	5240.00	100.44	-----	-----	93.97	33.22	10.25	37.00	0.00	100	77	PEAK																																																																						
Avg	<p>Site : 03CH13-HY Condition: AVG_BE_54 3m HORN_91200_1326 HORIZONTAL : RBW:1000.000kHz VBW:0.300kHz SWT:Auto</p> <table border="1"> <thead> <tr> <th>Limit</th> <th>Read</th> <th>Ant</th> <th>Cable</th> <th>Preamp</th> <th>Aux</th> <th>APos</th> <th>TPos</th> <th>Remark</th> </tr> <tr> <th>Freq</th> <th>Level</th> <th>Line</th> <th>Margin</th> <th>Level</th> <th>Factor</th> <th>Loss</th> <th>Factor</th> <th>Factor</th> </tr> <tr> <th>MHz</th> <th>dBuV/m</th> <th>dBuV/m</th> <th>dB</th> <th>dBuV</th> <th>dB/m</th> <th>dB</th> <th>dB</th> <th>cm</th> </tr> </thead> <tbody> <tr> <td>1</td> <td>5065.52</td> <td>39.83</td> <td>54.00</td> <td>-14.17</td> <td>33.82</td> <td>33.17</td> <td>9.96</td> <td>37.12</td> <td>0.00</td> <td>100</td> <td>77</td> <td>AVERAGE</td> </tr> </tbody> </table>	Limit	Read	Ant	Cable	Preamp	Aux	APos	TPos	Remark	Freq	Level	Line	Margin	Level	Factor	Loss	Factor	Factor	MHz	dBuV/m	dBuV/m	dB	dBuV	dB/m	dB	dB	cm	1	5065.52	39.83	54.00	-14.17	33.82	33.17	9.96	37.12	0.00	100	77	AVERAGE	<p>Site : 03CH13-HY Condition: AVG_54 3m HORN_91200_1326 HORIZONTAL : RBW:1000.000kHz VBW:0.300kHz SWT:Auto</p> <table border="1"> <thead> <tr> <th>Limit</th> <th>Read</th> <th>Ant</th> <th>Cable</th> <th>Preamp</th> <th>Aux</th> <th>APos</th> <th>TPos</th> <th>Remark</th> </tr> <tr> <th>Freq</th> <th>Level</th> <th>Line</th> <th>Margin</th> <th>Level</th> <th>Factor</th> <th>Loss</th> <th>Factor</th> <th>Factor</th> </tr> <tr> <th>MHz</th> <th>dBuV/m</th> <th>dBuV/m</th> <th>dB</th> <th>dBuV</th> <th>dB/m</th> <th>dB</th> <th>dB</th> <th>cm</th> </tr> </thead> <tbody> <tr> <td>1</td> <td>5240.00</td> <td>92.44</td> <td>-----</td> <td>-----</td> <td>85.97</td> <td>33.23</td> <td>10.24</td> <td>37.00</td> <td>0.00</td> <td>100</td> <td>77</td> <td>AVERAGE</td> </tr> </tbody> </table>	Limit	Read	Ant	Cable	Preamp	Aux	APos	TPos	Remark	Freq	Level	Line	Margin	Level	Factor	Loss	Factor	Factor	MHz	dBuV/m	dBuV/m	dB	dBuV	dB/m	dB	dB	cm	1	5240.00	92.44	-----	-----	85.97	33.23	10.24	37.00	0.00	100	77	AVERAGE
Limit	Read	Ant	Cable	Preamp	Aux	APos	TPos	Remark																																																																										
Freq	Level	Line	Margin	Level	Factor	Loss	Factor	Factor																																																																										
MHz	dBuV/m	dBuV/m	dB	dBuV	dB/m	dB	dB	cm																																																																										
1	5065.52	39.83	54.00	-14.17	33.82	33.17	9.96	37.12	0.00	100	77	AVERAGE																																																																						
Limit	Read	Ant	Cable	Preamp	Aux	APos	TPos	Remark																																																																										
Freq	Level	Line	Margin	Level	Factor	Loss	Factor	Factor																																																																										
MHz	dBuV/m	dBuV/m	dB	dBuV	dB/m	dB	dB	cm																																																																										
1	5240.00	92.44	-----	-----	85.97	33.23	10.24	37.00	0.00	100	77	AVERAGE																																																																						



	12																																										
Mode	Band Edge - R																																										
	U-NII-1_5.15-5.25_802.11ax HE20_CH48_Full_5240MHz																																										
ANT	1																																										
Pol.	Horizontal	Fundamental																																									
Peak	<p>Site : 03CH13-HY Condition: PEAK_BE_74 3m HORN_91200_1326 HORIZONTAL : RBW:1000.000kHz VBW:3000.000kHz SMT:Auto</p> <table border="1"> <thead> <tr> <th>Limit</th> <th>Read</th> <th>Ant</th> <th>Cable</th> <th>Preamp</th> <th>Aux</th> <th>APos</th> <th>TPos</th> <th>Remark</th> </tr> <tr> <th>Freq</th> <th>Level</th> <th>Line</th> <th>Margin</th> <th>Level</th> <th>Factor</th> <th>Loss</th> <th>Factor</th> <th>Factor</th> </tr> <tr> <th>MHz</th> <th>dBuV/m</th> <th>dBuV/m</th> <th>dB</th> <th>dBuV</th> <th>dB/m</th> <th>dB</th> <th>dB</th> <th>cm</th> <th>deg</th> </tr> </thead> <tbody> <tr> <td>1</td> <td>5372.88</td> <td>49.13</td> <td>74.00</td> <td>-24.87</td> <td>42.64</td> <td>33.10</td> <td>10.30</td> <td>36.91</td> <td>0.00</td> <td>100</td> <td>77</td> <td>PEAK</td> </tr> </tbody> </table>	Limit	Read	Ant	Cable	Preamp	Aux	APos	TPos	Remark	Freq	Level	Line	Margin	Level	Factor	Loss	Factor	Factor	MHz	dBuV/m	dBuV/m	dB	dBuV	dB/m	dB	dB	cm	deg	1	5372.88	49.13	74.00	-24.87	42.64	33.10	10.30	36.91	0.00	100	77	PEAK	Blank
	Limit	Read	Ant	Cable	Preamp	Aux	APos	TPos	Remark																																		
Freq	Level	Line	Margin	Level	Factor	Loss	Factor	Factor																																			
MHz	dBuV/m	dBuV/m	dB	dBuV	dB/m	dB	dB	cm	deg																																		
1	5372.88	49.13	74.00	-24.87	42.64	33.10	10.30	36.91	0.00	100	77	PEAK																															
Avg	<p>Site : 03CH13-HY Condition: AVG_BE_54 3m HORN_91200_1326 HORIZONTAL : RBW:1000.000kHz VBW:0.300kHz SMT:Auto</p> <table border="1"> <thead> <tr> <th>Limit</th> <th>Read</th> <th>Ant</th> <th>Cable</th> <th>Preamp</th> <th>Aux</th> <th>APos</th> <th>TPos</th> <th>Remark</th> </tr> <tr> <th>Freq</th> <th>Level</th> <th>Line</th> <th>Margin</th> <th>Level</th> <th>Factor</th> <th>Loss</th> <th>Factor</th> <th>Factor</th> </tr> <tr> <th>MHz</th> <th>dBuV/m</th> <th>dBuV/m</th> <th>dB</th> <th>dBuV</th> <th>dB/m</th> <th>dB</th> <th>dB</th> <th>cm</th> <th>deg</th> </tr> </thead> <tbody> <tr> <td>1</td> <td>5455.82</td> <td>38.97</td> <td>54.00</td> <td>-15.03</td> <td>32.41</td> <td>33.10</td> <td>10.31</td> <td>36.85</td> <td>0.00</td> <td>100</td> <td>77</td> <td>AVERAGE</td> </tr> </tbody> </table>	Limit	Read	Ant	Cable	Preamp	Aux	APos	TPos	Remark	Freq	Level	Line	Margin	Level	Factor	Loss	Factor	Factor	MHz	dBuV/m	dBuV/m	dB	dBuV	dB/m	dB	dB	cm	deg	1	5455.82	38.97	54.00	-15.03	32.41	33.10	10.31	36.85	0.00	100	77	AVERAGE	Blank
Limit	Read	Ant	Cable	Preamp	Aux	APos	TPos	Remark																																			
Freq	Level	Line	Margin	Level	Factor	Loss	Factor	Factor																																			
MHz	dBuV/m	dBuV/m	dB	dBuV	dB/m	dB	dB	cm	deg																																		
1	5455.82	38.97	54.00	-15.03	32.41	33.10	10.31	36.85	0.00	100	77	AVERAGE																															