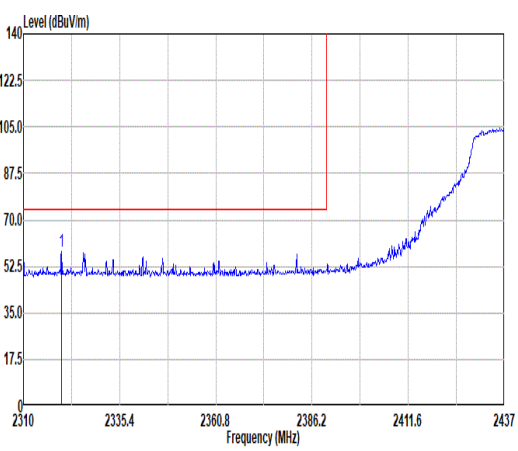
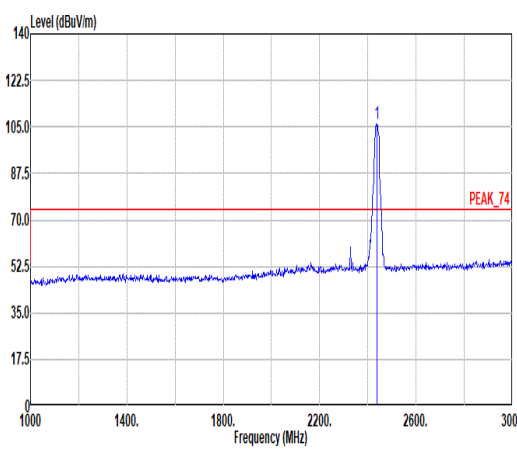
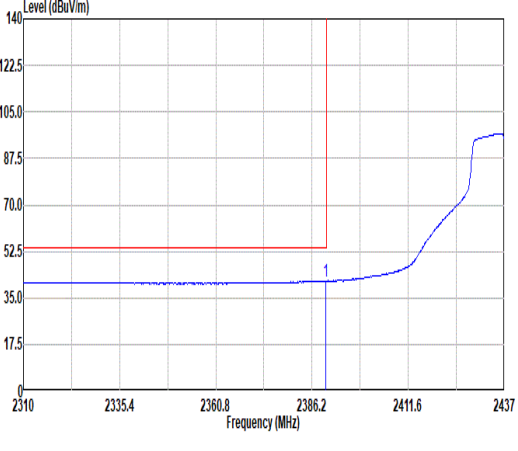
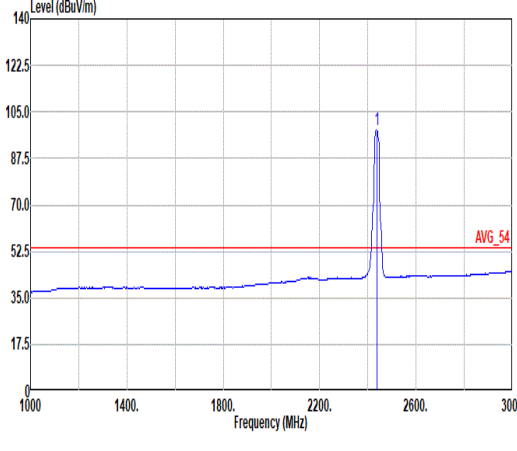




Mode	5																																									
	Band Edge - R																																									
	2400-2483.5_802.11g_CH06_2437MHz																																									
ANT	1																																									
Pol.	Horizontal	Fundamental																																								
Peak	<p>Site : 03CH13-HY Condition: PEAK_BE_74 3m HORN_91200_1326 HORIZONTAL : RBW:1000.000kHz VBW:3000.000kHz SWT:Auto</p> <table border="1"> <thead> <tr> <th>Limit</th> <th>Read</th> <th>Ant</th> <th>Cable</th> <th>Preamp</th> <th>Aux</th> <th>APos</th> <th>TPos</th> <th>Remark</th> </tr> <tr> <th>Freq</th> <th>Level</th> <th>Line Margin</th> <th>Level</th> <th>Factor</th> <th>Loss</th> <th>Factor</th> <th>Factor</th> <th></th> </tr> <tr> <th>MHz</th> <th>dBuV/m</th> <th>dBuV/m</th> <th>dB</th> <th>dBuV</th> <th>dB/m</th> <th>dB</th> <th>dB</th> <th>dB</th> </tr> </thead> <tbody> <tr> <td>1</td> <td>2497.61</td> <td>52.72</td> <td>74.00</td> <td>-21.28</td> <td>45.09</td> <td>27.88</td> <td>6.89</td> <td>37.07</td> <td>9.93</td> <td>100</td> <td>33</td> <td>PEAK</td> </tr> </tbody> </table>	Limit	Read	Ant	Cable	Preamp	Aux	APos	TPos	Remark	Freq	Level	Line Margin	Level	Factor	Loss	Factor	Factor		MHz	dBuV/m	dBuV/m	dB	dBuV	dB/m	dB	dB	dB	1	2497.61	52.72	74.00	-21.28	45.09	27.88	6.89	37.07	9.93	100	33	PEAK	Blank
Limit	Read	Ant	Cable	Preamp	Aux	APos	TPos	Remark																																		
Freq	Level	Line Margin	Level	Factor	Loss	Factor	Factor																																			
MHz	dBuV/m	dBuV/m	dB	dBuV	dB/m	dB	dB	dB																																		
1	2497.61	52.72	74.00	-21.28	45.09	27.88	6.89	37.07	9.93	100	33	PEAK																														
Avg.	<p>Site : 03CH13-HY Condition: AVG_BE_54 3m HORN_91200_1326 HORIZONTAL : RBW:1000.000kHz VBW:0.300kHz SWT:Auto</p> <table border="1"> <thead> <tr> <th>Limit</th> <th>Read</th> <th>Ant</th> <th>Cable</th> <th>Preamp</th> <th>Aux</th> <th>APos</th> <th>TPos</th> <th>Remark</th> </tr> <tr> <th>Freq</th> <th>Level</th> <th>Line Margin</th> <th>Level</th> <th>Factor</th> <th>Loss</th> <th>Factor</th> <th>Factor</th> <th></th> </tr> <tr> <th>MHz</th> <th>dBuV/m</th> <th>dBuV/m</th> <th>dB</th> <th>dBuV</th> <th>dB/m</th> <th>dB</th> <th>dB</th> <th>dB</th> </tr> </thead> <tbody> <tr> <td>1</td> <td>2484.69</td> <td>41.21</td> <td>54.00</td> <td>-12.79</td> <td>33.68</td> <td>27.80</td> <td>6.87</td> <td>37.07</td> <td>9.93</td> <td>100</td> <td>33</td> <td>AVERAGE</td> </tr> </tbody> </table>	Limit	Read	Ant	Cable	Preamp	Aux	APos	TPos	Remark	Freq	Level	Line Margin	Level	Factor	Loss	Factor	Factor		MHz	dBuV/m	dBuV/m	dB	dBuV	dB/m	dB	dB	dB	1	2484.69	41.21	54.00	-12.79	33.68	27.80	6.87	37.07	9.93	100	33	AVERAGE	Blank
Limit	Read	Ant	Cable	Preamp	Aux	APos	TPos	Remark																																		
Freq	Level	Line Margin	Level	Factor	Loss	Factor	Factor																																			
MHz	dBuV/m	dBuV/m	dB	dBuV	dB/m	dB	dB	dB																																		
1	2484.69	41.21	54.00	-12.79	33.68	27.80	6.87	37.07	9.93	100	33	AVERAGE																														



Mode	5																																																																																			
	Band Edge - L																																																																																			
	2400-2483.5_802.11g_CH06_2437MHz																																																																																			
ANT	1																																																																																			
Pol.	Vertical	Fundamental																																																																																		
Peak	 <p>Site : 03CH13-HY Condition: PEAK_BE_74 3m HORN_91200_1326 VERTICAL : RBW:1000.000kHz VBW:3000.000kHz SWT:Auto</p> <table border="1"> <thead> <tr> <th>Limit</th> <th>Read</th> <th>Ant</th> <th>Cable</th> <th>Preamp</th> <th>Aux</th> <th>APos</th> <th>TPos</th> <th>Remark</th> </tr> <tr> <th>Freq</th> <th>Level</th> <th>Line Margin</th> <th>Level</th> <th>Factor</th> <th>Loss Factor</th> <th>Factor</th> <th></th> <th></th> </tr> <tr> <th>MHz</th> <th>dBuV/m</th> <th>dBuV/m</th> <th>dB</th> <th>dBuV</th> <th>dB/m</th> <th>dB</th> <th>dB</th> <th>cm</th> <th>deg</th> </tr> </thead> <tbody> <tr> <td>1</td> <td>2320.03</td> <td>58.11</td> <td>74.00</td> <td>-15.89</td> <td>51.43</td> <td>27.20</td> <td>6.64</td> <td>37.09</td> <td>9.93</td> <td>400</td> <td>290</td> <td>PEAK</td> </tr> </tbody> </table>	Limit	Read	Ant	Cable	Preamp	Aux	APos	TPos	Remark	Freq	Level	Line Margin	Level	Factor	Loss Factor	Factor			MHz	dBuV/m	dBuV/m	dB	dBuV	dB/m	dB	dB	cm	deg	1	2320.03	58.11	74.00	-15.89	51.43	27.20	6.64	37.09	9.93	400	290	PEAK	 <p>Site : 03CH13-HY Condition: PEAK_74 3m HORN_91200_1326 VERTICAL : RBW:1000.000kHz VBW:3000.000kHz SWT:Auto</p> <table border="1"> <thead> <tr> <th>Limit</th> <th>Read</th> <th>Ant</th> <th>Cable</th> <th>Preamp</th> <th>Aux</th> <th>APos</th> <th>TPos</th> <th>Remark</th> </tr> <tr> <th>Freq</th> <th>Level</th> <th>Line Margin</th> <th>Level</th> <th>Factor</th> <th>Loss Factor</th> <th>Factor</th> <th></th> <th></th> </tr> <tr> <th>MHz</th> <th>dBuV/m</th> <th>dBuV/m</th> <th>dB</th> <th>dBuV</th> <th>dB/m</th> <th>dB</th> <th>dB</th> <th>cm</th> <th>deg</th> </tr> </thead> <tbody> <tr> <td>1</td> <td>2437.00</td> <td>106.02</td> <td>-----</td> <td>-----</td> <td>98.73</td> <td>27.64</td> <td>6.80</td> <td>37.08</td> <td>9.93</td> <td>400</td> <td>290</td> <td>PEAK</td> </tr> </tbody> </table>	Limit	Read	Ant	Cable	Preamp	Aux	APos	TPos	Remark	Freq	Level	Line Margin	Level	Factor	Loss Factor	Factor			MHz	dBuV/m	dBuV/m	dB	dBuV	dB/m	dB	dB	cm	deg	1	2437.00	106.02	-----	-----	98.73	27.64	6.80	37.08	9.93	400	290	PEAK
Limit	Read	Ant	Cable	Preamp	Aux	APos	TPos	Remark																																																																												
Freq	Level	Line Margin	Level	Factor	Loss Factor	Factor																																																																														
MHz	dBuV/m	dBuV/m	dB	dBuV	dB/m	dB	dB	cm	deg																																																																											
1	2320.03	58.11	74.00	-15.89	51.43	27.20	6.64	37.09	9.93	400	290	PEAK																																																																								
Limit	Read	Ant	Cable	Preamp	Aux	APos	TPos	Remark																																																																												
Freq	Level	Line Margin	Level	Factor	Loss Factor	Factor																																																																														
MHz	dBuV/m	dBuV/m	dB	dBuV	dB/m	dB	dB	cm	deg																																																																											
1	2437.00	106.02	-----	-----	98.73	27.64	6.80	37.08	9.93	400	290	PEAK																																																																								
Avg.	 <p>Site : 03CH13-HY Condition: AVG_BE_54 3m HORN_91200_1326 VERTICAL : RBW:1000.000kHz VBW:0.300kHz SWT:Auto</p> <table border="1"> <thead> <tr> <th>Limit</th> <th>Read</th> <th>Ant</th> <th>Cable</th> <th>Preamp</th> <th>Aux</th> <th>APos</th> <th>TPos</th> <th>Remark</th> </tr> <tr> <th>Freq</th> <th>Level</th> <th>Line Margin</th> <th>Level</th> <th>Factor</th> <th>Loss Factor</th> <th>Factor</th> <th></th> <th></th> </tr> <tr> <th>MHz</th> <th>dBuV/m</th> <th>dBuV/m</th> <th>dB</th> <th>dBuV</th> <th>dB/m</th> <th>dB</th> <th>dB</th> <th>cm</th> <th>deg</th> </tr> </thead> <tbody> <tr> <td>1</td> <td>2389.76</td> <td>41.29</td> <td>54.00</td> <td>-12.71</td> <td>34.20</td> <td>27.50</td> <td>6.74</td> <td>37.08</td> <td>9.93</td> <td>400</td> <td>290</td> <td>AVERAGE</td> </tr> </tbody> </table>	Limit	Read	Ant	Cable	Preamp	Aux	APos	TPos	Remark	Freq	Level	Line Margin	Level	Factor	Loss Factor	Factor			MHz	dBuV/m	dBuV/m	dB	dBuV	dB/m	dB	dB	cm	deg	1	2389.76	41.29	54.00	-12.71	34.20	27.50	6.74	37.08	9.93	400	290	AVERAGE	 <p>Site : 03CH13-HY Condition: AVG_54 3m HORN_91200_1326 VERTICAL : RBW:1000.000kHz VBW:0.300kHz SWT:Auto</p> <table border="1"> <thead> <tr> <th>Limit</th> <th>Read</th> <th>Ant</th> <th>Cable</th> <th>Preamp</th> <th>Aux</th> <th>APos</th> <th>TPos</th> <th>Remark</th> </tr> <tr> <th>Freq</th> <th>Level</th> <th>Line Margin</th> <th>Level</th> <th>Factor</th> <th>Loss Factor</th> <th>Factor</th> <th></th> <th></th> </tr> <tr> <th>MHz</th> <th>dBuV/m</th> <th>dBuV/m</th> <th>dB</th> <th>dBuV</th> <th>dB/m</th> <th>dB</th> <th>dB</th> <th>cm</th> <th>deg</th> </tr> </thead> <tbody> <tr> <td>1</td> <td>2437.00</td> <td>98.35</td> <td>-----</td> <td>-----</td> <td>91.06</td> <td>27.64</td> <td>6.80</td> <td>37.08</td> <td>9.93</td> <td>400</td> <td>290</td> <td>AVERAGE</td> </tr> </tbody> </table>	Limit	Read	Ant	Cable	Preamp	Aux	APos	TPos	Remark	Freq	Level	Line Margin	Level	Factor	Loss Factor	Factor			MHz	dBuV/m	dBuV/m	dB	dBuV	dB/m	dB	dB	cm	deg	1	2437.00	98.35	-----	-----	91.06	27.64	6.80	37.08	9.93	400	290	AVERAGE
Limit	Read	Ant	Cable	Preamp	Aux	APos	TPos	Remark																																																																												
Freq	Level	Line Margin	Level	Factor	Loss Factor	Factor																																																																														
MHz	dBuV/m	dBuV/m	dB	dBuV	dB/m	dB	dB	cm	deg																																																																											
1	2389.76	41.29	54.00	-12.71	34.20	27.50	6.74	37.08	9.93	400	290	AVERAGE																																																																								
Limit	Read	Ant	Cable	Preamp	Aux	APos	TPos	Remark																																																																												
Freq	Level	Line Margin	Level	Factor	Loss Factor	Factor																																																																														
MHz	dBuV/m	dBuV/m	dB	dBuV	dB/m	dB	dB	cm	deg																																																																											
1	2437.00	98.35	-----	-----	91.06	27.64	6.80	37.08	9.93	400	290	AVERAGE																																																																								



Mode	5																																									
	Band Edge - R																																									
	2400-2483.5_802.11g_CH06_2437MHz																																									
ANT	1																																									
Pol.	Vertical	Fundamental																																								
Peak	<p>Site : 03CH13-HY Condition: PEAK_BE_74 3m HORN_91200_1326 VERTICAL : RBW:1000.000kHz VBW:3000.000kHz SWT:Auto</p> <table border="1"> <thead> <tr> <th>Limit</th> <th>Read</th> <th>Ant</th> <th>Cable</th> <th>Preamp</th> <th>Aux</th> <th>APos</th> <th>TPos</th> <th>Remark</th> </tr> <tr> <th>Freq</th> <th>Level</th> <th>Line</th> <th>Margin</th> <th>Level</th> <th>Factor</th> <th>Loss</th> <th>Factor</th> <th>Factor</th> </tr> <tr> <th>MHz</th> <th>dBuV/m</th> <th>dBuV/m</th> <th>dB</th> <th>dBuV</th> <th>dB/m</th> <th>dB</th> <th>dB</th> <th>dB</th> </tr> </thead> <tbody> <tr> <td>1</td> <td>2497.23</td> <td>52.26</td> <td>74.00</td> <td>-21.74</td> <td>44.64</td> <td>27.87</td> <td>6.89</td> <td>37.07</td> <td>9.93</td> <td>400</td> <td>290</td> <td>PEAK</td> </tr> </tbody> </table>	Limit	Read	Ant	Cable	Preamp	Aux	APos	TPos	Remark	Freq	Level	Line	Margin	Level	Factor	Loss	Factor	Factor	MHz	dBuV/m	dBuV/m	dB	dBuV	dB/m	dB	dB	dB	1	2497.23	52.26	74.00	-21.74	44.64	27.87	6.89	37.07	9.93	400	290	PEAK	Blank
Limit	Read	Ant	Cable	Preamp	Aux	APos	TPos	Remark																																		
Freq	Level	Line	Margin	Level	Factor	Loss	Factor	Factor																																		
MHz	dBuV/m	dBuV/m	dB	dBuV	dB/m	dB	dB	dB																																		
1	2497.23	52.26	74.00	-21.74	44.64	27.87	6.89	37.07	9.93	400	290	PEAK																														
Avg.	<p>Site : 03CH13-HY Condition: AVG_BE_54 3m HORN_91200_1326 VERTICAL : RBW:1000.000kHz VBW:0.300kHz SWT:Auto</p> <table border="1"> <thead> <tr> <th>Limit</th> <th>Read</th> <th>Ant</th> <th>Cable</th> <th>Preamp</th> <th>Aux</th> <th>APos</th> <th>TPos</th> <th>Remark</th> </tr> <tr> <th>Freq</th> <th>Level</th> <th>Line</th> <th>Margin</th> <th>Level</th> <th>Factor</th> <th>Loss</th> <th>Factor</th> <th>Factor</th> </tr> <tr> <th>MHz</th> <th>dBuV/m</th> <th>dBuV/m</th> <th>dB</th> <th>dBuV</th> <th>dB/m</th> <th>dB</th> <th>dB</th> <th>dB</th> </tr> </thead> <tbody> <tr> <td>1</td> <td>2484.12</td> <td>41.01</td> <td>54.00</td> <td>-12.99</td> <td>33.48</td> <td>27.80</td> <td>6.87</td> <td>37.07</td> <td>9.93</td> <td>400</td> <td>290</td> <td>AVERAGE</td> </tr> </tbody> </table>	Limit	Read	Ant	Cable	Preamp	Aux	APos	TPos	Remark	Freq	Level	Line	Margin	Level	Factor	Loss	Factor	Factor	MHz	dBuV/m	dBuV/m	dB	dBuV	dB/m	dB	dB	dB	1	2484.12	41.01	54.00	-12.99	33.48	27.80	6.87	37.07	9.93	400	290	AVERAGE	Blank
Limit	Read	Ant	Cable	Preamp	Aux	APos	TPos	Remark																																		
Freq	Level	Line	Margin	Level	Factor	Loss	Factor	Factor																																		
MHz	dBuV/m	dBuV/m	dB	dBuV	dB/m	dB	dB	dB																																		
1	2484.12	41.01	54.00	-12.99	33.48	27.80	6.87	37.07	9.93	400	290	AVERAGE																														



Mode	5																																																																																																																																																																																																																																																																															
	Harmonic																																																																																																																																																																																																																																																																															
	2400-2483.5_802.11g_CH06_2437MHz																																																																																																																																																																																																																																																																															
ANT	1																																																																																																																																																																																																																																																																															
Pol.	Horizontal	Vertical																																																																																																																																																																																																																																																																														
Peak Avg.	<p>Site : 03CH13-HY Condition: PEAK_74 3m HORN_91280_1326 HORIZONTAL</p> <table border="1"> <thead> <tr> <th></th> <th>Limit</th> <th>Read</th> <th>Ant</th> <th>Cable</th> <th>Preamp</th> <th>Aux</th> <th>APos</th> <th>TPos</th> <th>Remark</th> </tr> <tr> <th>Freq</th> <th>Level</th> <th>Line Margin</th> <th>Level Factor</th> <th>Loss Factor</th> <th>Loss Factor</th> <th>Factor</th> <th></th> <th></th> <th></th> </tr> <tr> <th>MHz</th> <th>dBuV/m</th> <th>dBuV/m</th> <th>dB</th> <th>dBuV</th> <th>dB/m</th> <th>dB</th> <th>dB</th> <th>dB</th> <th>cm</th> <th>deg</th> </tr> </thead> <tbody> <tr><td>1</td><td>2212.00</td><td>54.98</td><td>74.00</td><td>-19.02</td><td>78.13</td><td>27.20</td><td>7.04</td><td>57.39</td><td>0.00</td><td>260</td><td>159</td><td>Peak</td></tr> <tr><td>2</td><td>2212.00</td><td>38.68</td><td>54.00</td><td>-15.32</td><td>32.15</td><td>27.20</td><td>6.50</td><td>37.10</td><td>9.93</td><td>260</td><td>159</td><td>AVERAGE</td></tr> <tr><td>3</td><td>3899.00</td><td>59.50</td><td>74.00</td><td>-14.50</td><td>76.00</td><td>31.10</td><td>9.42</td><td>58.75</td><td>0.93</td><td>381</td><td>96</td><td>Peak</td></tr> <tr><td>4</td><td>3899.00</td><td>51.56</td><td>54.00</td><td>-2.44</td><td>68.86</td><td>31.10</td><td>9.42</td><td>58.75</td><td>0.93</td><td>381</td><td>96</td><td>Average</td></tr> <tr><td>5</td><td>4874.00</td><td>61.34</td><td>74.00</td><td>-12.66</td><td>75.44</td><td>32.70</td><td>9.77</td><td>57.28</td><td>0.71</td><td>317</td><td>143</td><td>PEAK</td></tr> <tr><td>6</td><td>4874.00</td><td>49.87</td><td>54.00</td><td>-4.13</td><td>63.97</td><td>32.70</td><td>9.77</td><td>57.28</td><td>0.71</td><td>317</td><td>143</td><td>Average</td></tr> <tr><td>7</td><td>7311.00</td><td>55.52</td><td>74.00</td><td>-18.48</td><td>62.35</td><td>37.13</td><td>12.75</td><td>57.37</td><td>0.66</td><td>101</td><td>161</td><td>PEAK</td></tr> <tr><td>8</td><td>7311.00</td><td>41.81</td><td>54.00</td><td>-12.19</td><td>48.64</td><td>37.13</td><td>12.75</td><td>57.37</td><td>0.66</td><td>101</td><td>161</td><td>Average</td></tr> </tbody> </table>		Limit	Read	Ant	Cable	Preamp	Aux	APos	TPos	Remark	Freq	Level	Line Margin	Level Factor	Loss Factor	Loss Factor	Factor				MHz	dBuV/m	dBuV/m	dB	dBuV	dB/m	dB	dB	dB	cm	deg	1	2212.00	54.98	74.00	-19.02	78.13	27.20	7.04	57.39	0.00	260	159	Peak	2	2212.00	38.68	54.00	-15.32	32.15	27.20	6.50	37.10	9.93	260	159	AVERAGE	3	3899.00	59.50	74.00	-14.50	76.00	31.10	9.42	58.75	0.93	381	96	Peak	4	3899.00	51.56	54.00	-2.44	68.86	31.10	9.42	58.75	0.93	381	96	Average	5	4874.00	61.34	74.00	-12.66	75.44	32.70	9.77	57.28	0.71	317	143	PEAK	6	4874.00	49.87	54.00	-4.13	63.97	32.70	9.77	57.28	0.71	317	143	Average	7	7311.00	55.52	74.00	-18.48	62.35	37.13	12.75	57.37	0.66	101	161	PEAK	8	7311.00	41.81	54.00	-12.19	48.64	37.13	12.75	57.37	0.66	101	161	Average	<p>Site : 03CH13-HY Condition: PEAK_74 3m HORN_91280_1326 VERTICAL</p> <table border="1"> <thead> <tr> <th></th> <th>Limit</th> <th>Read</th> <th>Ant</th> <th>Cable</th> <th>Preamp</th> <th>Aux</th> <th>APos</th> <th>TPos</th> <th>Remark</th> </tr> <tr> <th>Freq</th> <th>Level</th> <th>Line Margin</th> <th>Level Factor</th> <th>Loss Factor</th> <th>Loss Factor</th> <th>Factor</th> <th></th> <th></th> <th></th> </tr> <tr> <th>MHz</th> <th>dBuV/m</th> <th>dBuV/m</th> <th>dB</th> <th>dBuV</th> <th>dB/m</th> <th>dB</th> <th>dB</th> <th>dB</th> <th>cm</th> <th>deg</th> </tr> </thead> <tbody> <tr><td>1</td><td>2288.00</td><td>62.83</td><td>74.00</td><td>-11.17</td><td>56.18</td><td>27.22</td><td>6.60</td><td>37.10</td><td>9.93</td><td>343</td><td>287</td><td>PEAK</td></tr> <tr><td>2</td><td>2288.00</td><td>41.93</td><td>54.00</td><td>-12.07</td><td>35.28</td><td>27.22</td><td>6.60</td><td>37.10</td><td>9.93</td><td>343</td><td>287</td><td>AVERAGE</td></tr> <tr><td>3</td><td>3899.00</td><td>53.47</td><td>74.00</td><td>-20.53</td><td>70.77</td><td>31.10</td><td>9.42</td><td>58.75</td><td>0.93</td><td>392</td><td>156</td><td>Peak</td></tr> <tr><td>4</td><td>3899.00</td><td>45.61</td><td>54.00</td><td>-8.39</td><td>62.91</td><td>31.10</td><td>9.42</td><td>58.75</td><td>0.93</td><td>392</td><td>156</td><td>Average</td></tr> <tr><td>5</td><td>4874.00</td><td>62.32</td><td>74.00</td><td>-11.68</td><td>76.42</td><td>32.70</td><td>9.77</td><td>57.28</td><td>0.71</td><td>300</td><td>215</td><td>PEAK</td></tr> <tr><td>6</td><td>4874.00</td><td>51.55</td><td>54.00</td><td>-2.45</td><td>65.65</td><td>32.70</td><td>9.77</td><td>57.28</td><td>0.71</td><td>300</td><td>215</td><td>Average</td></tr> <tr><td>7</td><td>7311.00</td><td>56.74</td><td>74.00</td><td>-17.26</td><td>63.57</td><td>37.13</td><td>12.75</td><td>57.37</td><td>0.66</td><td>305</td><td>188</td><td>PEAK</td></tr> <tr><td>8</td><td>7311.00</td><td>42.99</td><td>54.00</td><td>-11.01</td><td>49.82</td><td>37.13</td><td>12.75</td><td>57.37</td><td>0.66</td><td>305</td><td>188</td><td>Average</td></tr> </tbody> </table>		Limit	Read	Ant	Cable	Preamp	Aux	APos	TPos	Remark	Freq	Level	Line Margin	Level Factor	Loss Factor	Loss Factor	Factor				MHz	dBuV/m	dBuV/m	dB	dBuV	dB/m	dB	dB	dB	cm	deg	1	2288.00	62.83	74.00	-11.17	56.18	27.22	6.60	37.10	9.93	343	287	PEAK	2	2288.00	41.93	54.00	-12.07	35.28	27.22	6.60	37.10	9.93	343	287	AVERAGE	3	3899.00	53.47	74.00	-20.53	70.77	31.10	9.42	58.75	0.93	392	156	Peak	4	3899.00	45.61	54.00	-8.39	62.91	31.10	9.42	58.75	0.93	392	156	Average	5	4874.00	62.32	74.00	-11.68	76.42	32.70	9.77	57.28	0.71	300	215	PEAK	6	4874.00	51.55	54.00	-2.45	65.65	32.70	9.77	57.28	0.71	300	215	Average	7	7311.00	56.74	74.00	-17.26	63.57	37.13	12.75	57.37	0.66	305	188	PEAK	8	7311.00	42.99	54.00	-11.01	49.82	37.13	12.75	57.37	0.66	305	188	Average
	Limit	Read	Ant	Cable	Preamp	Aux	APos	TPos	Remark																																																																																																																																																																																																																																																																							
Freq	Level	Line Margin	Level Factor	Loss Factor	Loss Factor	Factor																																																																																																																																																																																																																																																																										
MHz	dBuV/m	dBuV/m	dB	dBuV	dB/m	dB	dB	dB	cm	deg																																																																																																																																																																																																																																																																						
1	2212.00	54.98	74.00	-19.02	78.13	27.20	7.04	57.39	0.00	260	159	Peak																																																																																																																																																																																																																																																																				
2	2212.00	38.68	54.00	-15.32	32.15	27.20	6.50	37.10	9.93	260	159	AVERAGE																																																																																																																																																																																																																																																																				
3	3899.00	59.50	74.00	-14.50	76.00	31.10	9.42	58.75	0.93	381	96	Peak																																																																																																																																																																																																																																																																				
4	3899.00	51.56	54.00	-2.44	68.86	31.10	9.42	58.75	0.93	381	96	Average																																																																																																																																																																																																																																																																				
5	4874.00	61.34	74.00	-12.66	75.44	32.70	9.77	57.28	0.71	317	143	PEAK																																																																																																																																																																																																																																																																				
6	4874.00	49.87	54.00	-4.13	63.97	32.70	9.77	57.28	0.71	317	143	Average																																																																																																																																																																																																																																																																				
7	7311.00	55.52	74.00	-18.48	62.35	37.13	12.75	57.37	0.66	101	161	PEAK																																																																																																																																																																																																																																																																				
8	7311.00	41.81	54.00	-12.19	48.64	37.13	12.75	57.37	0.66	101	161	Average																																																																																																																																																																																																																																																																				
	Limit	Read	Ant	Cable	Preamp	Aux	APos	TPos	Remark																																																																																																																																																																																																																																																																							
Freq	Level	Line Margin	Level Factor	Loss Factor	Loss Factor	Factor																																																																																																																																																																																																																																																																										
MHz	dBuV/m	dBuV/m	dB	dBuV	dB/m	dB	dB	dB	cm	deg																																																																																																																																																																																																																																																																						
1	2288.00	62.83	74.00	-11.17	56.18	27.22	6.60	37.10	9.93	343	287	PEAK																																																																																																																																																																																																																																																																				
2	2288.00	41.93	54.00	-12.07	35.28	27.22	6.60	37.10	9.93	343	287	AVERAGE																																																																																																																																																																																																																																																																				
3	3899.00	53.47	74.00	-20.53	70.77	31.10	9.42	58.75	0.93	392	156	Peak																																																																																																																																																																																																																																																																				
4	3899.00	45.61	54.00	-8.39	62.91	31.10	9.42	58.75	0.93	392	156	Average																																																																																																																																																																																																																																																																				
5	4874.00	62.32	74.00	-11.68	76.42	32.70	9.77	57.28	0.71	300	215	PEAK																																																																																																																																																																																																																																																																				
6	4874.00	51.55	54.00	-2.45	65.65	32.70	9.77	57.28	0.71	300	215	Average																																																																																																																																																																																																																																																																				
7	7311.00	56.74	74.00	-17.26	63.57	37.13	12.75	57.37	0.66	305	188	PEAK																																																																																																																																																																																																																																																																				
8	7311.00	42.99	54.00	-11.01	49.82	37.13	12.75	57.37	0.66	305	188	Average																																																																																																																																																																																																																																																																				

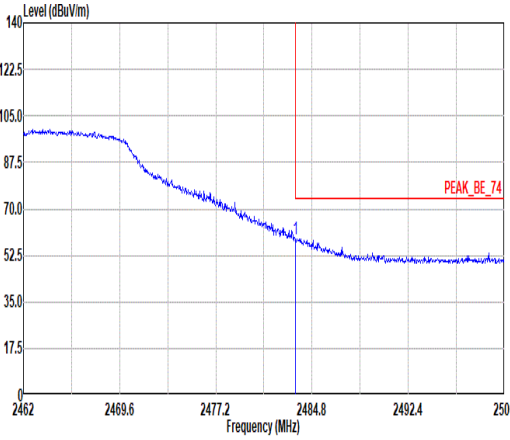
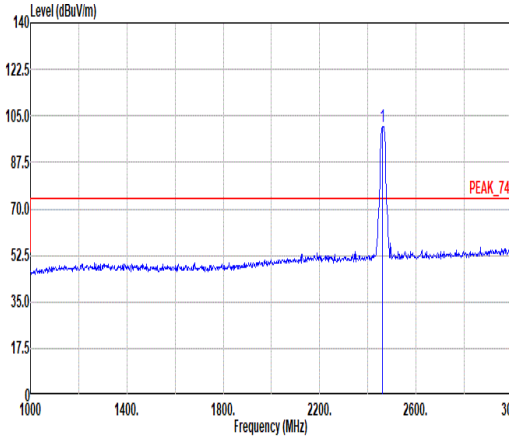
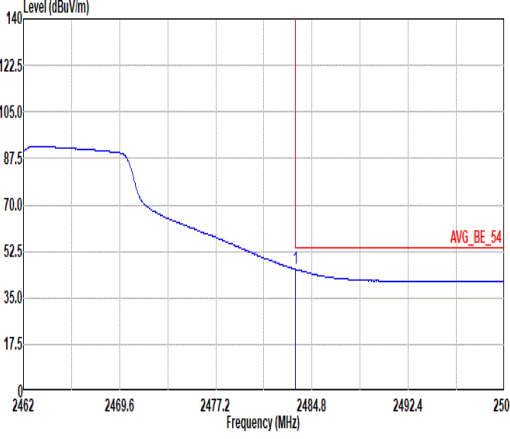
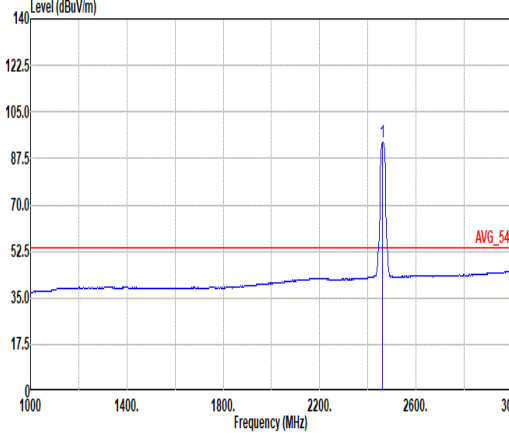


Mode	5	
	Harmonic	
	2400-2483.5_802.11g_CH06_2437MHz	
ANT	1	
Pol.	Horizontal	Vertical
14.47G ~14.5G Avg.	<p>Site : 03CH13-HY Condition: AVG_54 3m HORN_91200_1326 HORIZONTAL</p>	<p>Site : 03CH13-HY Condition: AVG_54 3m HORN_91200_1326 VERTICAL</p>
	17.7G ~18G Avg.	<p>Site : 03CH13-HY Condition: AVG_54 3m HORN_91200_1326 HORIZONTAL</p>



Mode	6																																																																																			
	Band Edge																																																																																			
	2400-2483.5_802.11g_CH11_2462MHz																																																																																			
ANT	1																																																																																			
Pol.	Horizontal	Fundamental																																																																																		
Peak	<p>Site : 03CH13-HY Condition: PEAK_BE_74 3m HORN_91200_1326 HORIZONTAL : RBW:1000.000kHz VBW:3000.000kHz SMT:Auto</p> <table border="1"> <thead> <tr> <th>Limit</th> <th>Read</th> <th>Ant</th> <th>Cable</th> <th>Preamp</th> <th>Aux</th> <th>APos</th> <th>TPos</th> <th>Remark</th> </tr> <tr> <th>Freq</th> <th>Level</th> <th>Line Margin</th> <th>Level Factor</th> <th>Loss Factor</th> <th>Factor</th> <th>Factor</th> <th>Factor</th> <th></th> </tr> <tr> <th>MHz</th> <th>dBuV/m</th> <th>dBuV/m</th> <th>dB</th> <th>dBuV</th> <th>dB/m</th> <th>dB</th> <th>dB</th> <th>cm</th> <th>deg</th> </tr> </thead> <tbody> <tr> <td>1</td> <td>2483.58</td> <td>61.54</td> <td>74.00</td> <td>-12.46</td> <td>54.01</td> <td>27.80</td> <td>6.87</td> <td>37.07</td> <td>9.93</td> <td>106</td> <td>33</td> <td>PEAK</td> </tr> </tbody> </table>	Limit	Read	Ant	Cable	Preamp	Aux	APos	TPos	Remark	Freq	Level	Line Margin	Level Factor	Loss Factor	Factor	Factor	Factor		MHz	dBuV/m	dBuV/m	dB	dBuV	dB/m	dB	dB	cm	deg	1	2483.58	61.54	74.00	-12.46	54.01	27.80	6.87	37.07	9.93	106	33	PEAK	<p>Site : 03CH13-HY Condition: PEAK_74 3m HORN_91200_1326 HORIZONTAL : RBW:1000.000kHz VBW:3000.000kHz SMT:Auto</p> <table border="1"> <thead> <tr> <th>Limit</th> <th>Read</th> <th>Ant</th> <th>Cable</th> <th>Preamp</th> <th>Aux</th> <th>APos</th> <th>TPos</th> <th>Remark</th> </tr> <tr> <th>Freq</th> <th>Level</th> <th>Line Margin</th> <th>Level Factor</th> <th>Loss Factor</th> <th>Factor</th> <th>Factor</th> <th>Factor</th> <th></th> </tr> <tr> <th>MHz</th> <th>dBuV/m</th> <th>dBuV/m</th> <th>dB</th> <th>dBuV</th> <th>dB/m</th> <th>dB</th> <th>dB</th> <th>cm</th> <th>deg</th> </tr> </thead> <tbody> <tr> <td>1</td> <td>2462.00</td> <td>103.94</td> <td>-----</td> <td>-----</td> <td>96.55</td> <td>27.70</td> <td>6.83</td> <td>37.07</td> <td>9.93</td> <td>106</td> <td>33</td> <td>PEAK</td> </tr> </tbody> </table>	Limit	Read	Ant	Cable	Preamp	Aux	APos	TPos	Remark	Freq	Level	Line Margin	Level Factor	Loss Factor	Factor	Factor	Factor		MHz	dBuV/m	dBuV/m	dB	dBuV	dB/m	dB	dB	cm	deg	1	2462.00	103.94	-----	-----	96.55	27.70	6.83	37.07	9.93	106	33	PEAK
	Limit	Read	Ant	Cable	Preamp	Aux	APos	TPos	Remark																																																																											
Freq	Level	Line Margin	Level Factor	Loss Factor	Factor	Factor	Factor																																																																													
MHz	dBuV/m	dBuV/m	dB	dBuV	dB/m	dB	dB	cm	deg																																																																											
1	2483.58	61.54	74.00	-12.46	54.01	27.80	6.87	37.07	9.93	106	33	PEAK																																																																								
Limit	Read	Ant	Cable	Preamp	Aux	APos	TPos	Remark																																																																												
Freq	Level	Line Margin	Level Factor	Loss Factor	Factor	Factor	Factor																																																																													
MHz	dBuV/m	dBuV/m	dB	dBuV	dB/m	dB	dB	cm	deg																																																																											
1	2462.00	103.94	-----	-----	96.55	27.70	6.83	37.07	9.93	106	33	PEAK																																																																								
Avg.	<p>Site : 03CH13-HY Condition: AVG_BE_54 3m HORN_91200_1326 HORIZONTAL : RBW:1000.000kHz VBW:0.300kHz SMT:Auto</p> <table border="1"> <thead> <tr> <th>Limit</th> <th>Read</th> <th>Ant</th> <th>Cable</th> <th>Preamp</th> <th>Aux</th> <th>APos</th> <th>TPos</th> <th>Remark</th> </tr> <tr> <th>Freq</th> <th>Level</th> <th>Line Margin</th> <th>Level Factor</th> <th>Loss Factor</th> <th>Factor</th> <th>Factor</th> <th>Factor</th> <th></th> </tr> <tr> <th>MHz</th> <th>dBuV/m</th> <th>dBuV/m</th> <th>dB</th> <th>dBuV</th> <th>dB/m</th> <th>dB</th> <th>dB</th> <th>cm</th> <th>deg</th> </tr> </thead> <tbody> <tr> <td>1</td> <td>2483.51</td> <td>46.66</td> <td>54.00</td> <td>-7.34</td> <td>39.13</td> <td>27.80</td> <td>6.87</td> <td>37.07</td> <td>9.93</td> <td>106</td> <td>33</td> <td>AVERAGE</td> </tr> </tbody> </table>	Limit	Read	Ant	Cable	Preamp	Aux	APos	TPos	Remark	Freq	Level	Line Margin	Level Factor	Loss Factor	Factor	Factor	Factor		MHz	dBuV/m	dBuV/m	dB	dBuV	dB/m	dB	dB	cm	deg	1	2483.51	46.66	54.00	-7.34	39.13	27.80	6.87	37.07	9.93	106	33	AVERAGE	<p>Site : 03CH13-HY Condition: AVG_54 3m HORN_91200_1326 HORIZONTAL : RBW:1000.000kHz VBW:0.300kHz SMT:Auto</p> <table border="1"> <thead> <tr> <th>Limit</th> <th>Read</th> <th>Ant</th> <th>Cable</th> <th>Preamp</th> <th>Aux</th> <th>APos</th> <th>TPos</th> <th>Remark</th> </tr> <tr> <th>Freq</th> <th>Level</th> <th>Line Margin</th> <th>Level Factor</th> <th>Loss Factor</th> <th>Factor</th> <th>Factor</th> <th>Factor</th> <th></th> </tr> <tr> <th>MHz</th> <th>dBuV/m</th> <th>dBuV/m</th> <th>dB</th> <th>dBuV</th> <th>dB/m</th> <th>dB</th> <th>dB</th> <th>cm</th> <th>deg</th> </tr> </thead> <tbody> <tr> <td>1</td> <td>2462.00</td> <td>96.32</td> <td>-----</td> <td>-----</td> <td>88.92</td> <td>27.70</td> <td>6.84</td> <td>37.07</td> <td>9.93</td> <td>106</td> <td>33</td> <td>AVERAGE</td> </tr> </tbody> </table>	Limit	Read	Ant	Cable	Preamp	Aux	APos	TPos	Remark	Freq	Level	Line Margin	Level Factor	Loss Factor	Factor	Factor	Factor		MHz	dBuV/m	dBuV/m	dB	dBuV	dB/m	dB	dB	cm	deg	1	2462.00	96.32	-----	-----	88.92	27.70	6.84	37.07	9.93	106	33	AVERAGE
Limit	Read	Ant	Cable	Preamp	Aux	APos	TPos	Remark																																																																												
Freq	Level	Line Margin	Level Factor	Loss Factor	Factor	Factor	Factor																																																																													
MHz	dBuV/m	dBuV/m	dB	dBuV	dB/m	dB	dB	cm	deg																																																																											
1	2483.51	46.66	54.00	-7.34	39.13	27.80	6.87	37.07	9.93	106	33	AVERAGE																																																																								
Limit	Read	Ant	Cable	Preamp	Aux	APos	TPos	Remark																																																																												
Freq	Level	Line Margin	Level Factor	Loss Factor	Factor	Factor	Factor																																																																													
MHz	dBuV/m	dBuV/m	dB	dBuV	dB/m	dB	dB	cm	deg																																																																											
1	2462.00	96.32	-----	-----	88.92	27.70	6.84	37.07	9.93	106	33	AVERAGE																																																																								



Mode	6																																																																																			
	Band Edge																																																																																			
	2400-2483.5_802.11g_CH11_2462MHz																																																																																			
ANT	1																																																																																			
Pol.	Vertical	Fundamental																																																																																		
Peak	 <p>Level (dBuV/m) vs Frequency (MHz) showing a peak at 2483.51 MHz. A red line indicates the limit at 74.00 dBuV/m. The peak is labeled PEAK_BE_74.</p> <p>Site : 03CH13-HY Condition: PEAK_BE_74 3m HORN_91200_1326 VERTICAL : RBW:1000.000kHz VBW:3000.000kHz SWT:Auto</p> <table border="1"> <thead> <tr> <th>Limit</th> <th>Read</th> <th>Ant</th> <th>Cable</th> <th>Preamp</th> <th>Aux</th> <th>APos</th> <th>TPos</th> <th>Remark</th> </tr> <tr> <th>Freq</th> <th>Level</th> <th>Line Margin</th> <th>Level Factor</th> <th>Loss Factor</th> <th>Factor</th> <th>Factor</th> <th>Factor</th> <th></th> </tr> <tr> <th>MHz</th> <th>dBuV/m</th> <th>dBuV/m</th> <th>dB</th> <th>dBuV</th> <th>dB/m</th> <th>dB</th> <th>dB</th> <th>cm</th> <th>deg</th> </tr> </thead> <tbody> <tr> <td>1</td> <td>2483.51</td> <td>58.85</td> <td>74.00</td> <td>-15.15</td> <td>51.32</td> <td>27.00</td> <td>6.87</td> <td>37.07</td> <td>9.93</td> <td>365</td> <td>218</td> <td>PEAK</td> </tr> </tbody> </table>	Limit	Read	Ant	Cable	Preamp	Aux	APos	TPos	Remark	Freq	Level	Line Margin	Level Factor	Loss Factor	Factor	Factor	Factor		MHz	dBuV/m	dBuV/m	dB	dBuV	dB/m	dB	dB	cm	deg	1	2483.51	58.85	74.00	-15.15	51.32	27.00	6.87	37.07	9.93	365	218	PEAK	 <p>Level (dBuV/m) vs Frequency (MHz) showing a peak at 2462.00 MHz. A red line indicates the limit at 101.16 dBuV/m. The peak is labeled PEAK_74.</p> <p>Site : 03CH13-HY Condition: PEAK_74 3m HORN_91200_1326 VERTICAL : RBW:1000.000kHz VBW:3000.000kHz SWT:Auto</p> <table border="1"> <thead> <tr> <th>Limit</th> <th>Read</th> <th>Ant</th> <th>Cable</th> <th>Preamp</th> <th>Aux</th> <th>APos</th> <th>TPos</th> <th>Remark</th> </tr> <tr> <th>Freq</th> <th>Level</th> <th>Line Margin</th> <th>Level Factor</th> <th>Loss Factor</th> <th>Factor</th> <th>Factor</th> <th>Factor</th> <th></th> </tr> <tr> <th>MHz</th> <th>dBuV/m</th> <th>dBuV/m</th> <th>dB</th> <th>dBuV</th> <th>dB/m</th> <th>dB</th> <th>dB</th> <th>cm</th> <th>deg</th> </tr> </thead> <tbody> <tr> <td>1</td> <td>2462.00</td> <td>101.16</td> <td>-----</td> <td>-----</td> <td>93.76</td> <td>27.70</td> <td>6.84</td> <td>37.07</td> <td>9.93</td> <td>365</td> <td>218</td> <td>PEAK</td> </tr> </tbody> </table>	Limit	Read	Ant	Cable	Preamp	Aux	APos	TPos	Remark	Freq	Level	Line Margin	Level Factor	Loss Factor	Factor	Factor	Factor		MHz	dBuV/m	dBuV/m	dB	dBuV	dB/m	dB	dB	cm	deg	1	2462.00	101.16	-----	-----	93.76	27.70	6.84	37.07	9.93	365	218	PEAK
	Limit	Read	Ant	Cable	Preamp	Aux	APos	TPos	Remark																																																																											
Freq	Level	Line Margin	Level Factor	Loss Factor	Factor	Factor	Factor																																																																													
MHz	dBuV/m	dBuV/m	dB	dBuV	dB/m	dB	dB	cm	deg																																																																											
1	2483.51	58.85	74.00	-15.15	51.32	27.00	6.87	37.07	9.93	365	218	PEAK																																																																								
Limit	Read	Ant	Cable	Preamp	Aux	APos	TPos	Remark																																																																												
Freq	Level	Line Margin	Level Factor	Loss Factor	Factor	Factor	Factor																																																																													
MHz	dBuV/m	dBuV/m	dB	dBuV	dB/m	dB	dB	cm	deg																																																																											
1	2462.00	101.16	-----	-----	93.76	27.70	6.84	37.07	9.93	365	218	PEAK																																																																								
Avg.	 <p>Level (dBuV/m) vs Frequency (MHz) showing an average level at 2483.51 MHz. A red line indicates the limit at 54.00 dBuV/m. The peak is labeled AVG_BE_54.</p> <p>Site : 03CH13-HY Condition: AVG_BE_54 3m HORN_91200_1326 VERTICAL : RBW:1000.000kHz VBW:0.300kHz SWT:Auto</p> <table border="1"> <thead> <tr> <th>Limit</th> <th>Read</th> <th>Ant</th> <th>Cable</th> <th>Preamp</th> <th>Aux</th> <th>APos</th> <th>TPos</th> <th>Remark</th> </tr> <tr> <th>Freq</th> <th>Level</th> <th>Line Margin</th> <th>Level Factor</th> <th>Loss Factor</th> <th>Factor</th> <th>Factor</th> <th>Factor</th> <th></th> </tr> <tr> <th>MHz</th> <th>dBuV/m</th> <th>dBuV/m</th> <th>dB</th> <th>dBuV</th> <th>dB/m</th> <th>dB</th> <th>dB</th> <th>cm</th> <th>deg</th> </tr> </thead> <tbody> <tr> <td>1</td> <td>2483.51</td> <td>45.84</td> <td>54.00</td> <td>-8.16</td> <td>38.31</td> <td>27.00</td> <td>6.87</td> <td>37.07</td> <td>9.93</td> <td>365</td> <td>218</td> <td>AVERAGE</td> </tr> </tbody> </table>	Limit	Read	Ant	Cable	Preamp	Aux	APos	TPos	Remark	Freq	Level	Line Margin	Level Factor	Loss Factor	Factor	Factor	Factor		MHz	dBuV/m	dBuV/m	dB	dBuV	dB/m	dB	dB	cm	deg	1	2483.51	45.84	54.00	-8.16	38.31	27.00	6.87	37.07	9.93	365	218	AVERAGE	 <p>Level (dBuV/m) vs Frequency (MHz) showing an average level at 2462.00 MHz. A red line indicates the limit at 93.55 dBuV/m. The peak is labeled AVG_54.</p> <p>Site : 03CH13-HY Condition: AVG_54 3m HORN_91200_1326 VERTICAL : RBW:1000.000kHz VBW:0.300kHz SWT:Auto</p> <table border="1"> <thead> <tr> <th>Limit</th> <th>Read</th> <th>Ant</th> <th>Cable</th> <th>Preamp</th> <th>Aux</th> <th>APos</th> <th>TPos</th> <th>Remark</th> </tr> <tr> <th>Freq</th> <th>Level</th> <th>Line Margin</th> <th>Level Factor</th> <th>Loss Factor</th> <th>Factor</th> <th>Factor</th> <th>Factor</th> <th></th> </tr> <tr> <th>MHz</th> <th>dBuV/m</th> <th>dBuV/m</th> <th>dB</th> <th>dBuV</th> <th>dB/m</th> <th>dB</th> <th>dB</th> <th>cm</th> <th>deg</th> </tr> </thead> <tbody> <tr> <td>1</td> <td>2462.00</td> <td>93.55</td> <td>-----</td> <td>-----</td> <td>86.15</td> <td>27.70</td> <td>6.84</td> <td>37.07</td> <td>9.93</td> <td>365</td> <td>218</td> <td>AVERAGE</td> </tr> </tbody> </table>	Limit	Read	Ant	Cable	Preamp	Aux	APos	TPos	Remark	Freq	Level	Line Margin	Level Factor	Loss Factor	Factor	Factor	Factor		MHz	dBuV/m	dBuV/m	dB	dBuV	dB/m	dB	dB	cm	deg	1	2462.00	93.55	-----	-----	86.15	27.70	6.84	37.07	9.93	365	218	AVERAGE
Limit	Read	Ant	Cable	Preamp	Aux	APos	TPos	Remark																																																																												
Freq	Level	Line Margin	Level Factor	Loss Factor	Factor	Factor	Factor																																																																													
MHz	dBuV/m	dBuV/m	dB	dBuV	dB/m	dB	dB	cm	deg																																																																											
1	2483.51	45.84	54.00	-8.16	38.31	27.00	6.87	37.07	9.93	365	218	AVERAGE																																																																								
Limit	Read	Ant	Cable	Preamp	Aux	APos	TPos	Remark																																																																												
Freq	Level	Line Margin	Level Factor	Loss Factor	Factor	Factor	Factor																																																																													
MHz	dBuV/m	dBuV/m	dB	dBuV	dB/m	dB	dB	cm	deg																																																																											
1	2462.00	93.55	-----	-----	86.15	27.70	6.84	37.07	9.93	365	218	AVERAGE																																																																								



Mode	6																																																																																																																																																																																																																																																																					
	Harmonic																																																																																																																																																																																																																																																																					
	2400-2483.5_802.11g_CH11_2462MHz																																																																																																																																																																																																																																																																					
ANT	1																																																																																																																																																																																																																																																																					
Pol.	Horizontal	Vertical																																																																																																																																																																																																																																																																				
Peak Avg.	<p>Site : 03CH13-HY Condition: PEAK_74 3m HORN_91200_1326 HORIZONTAL</p> <table border="1"> <thead> <tr> <th>Peak</th> <th>Freq</th> <th>Level</th> <th>Limit</th> <th>Line Margin</th> <th>Read</th> <th>Ant</th> <th>Cable</th> <th>Preamp</th> <th>Aux</th> <th>APos</th> <th>TPos</th> <th>Remark</th> </tr> <tr> <th></th> <th>MHz</th> <th>dBuV/m</th> <th>dBuV/m</th> <th>dB</th> <th>dBuV</th> <th>dB/m</th> <th>dB</th> <th>dB</th> <th>dB</th> <th>cm</th> <th>deg</th> <th></th> </tr> </thead> <tbody> <tr> <td>1</td> <td>2246.00</td> <td>63.28</td> <td>74.00</td> <td>-10.72</td> <td>86.22</td> <td>27.30</td> <td>7.09</td> <td>57.33</td> <td>0.00</td> <td>114</td> <td>19</td> <td>PEAK</td> </tr> <tr> <td>2</td> <td>2246.00</td> <td>42.79</td> <td>54.00</td> <td>-11.21</td> <td>65.73</td> <td>27.30</td> <td>7.09</td> <td>57.33</td> <td>0.00</td> <td>114</td> <td>19</td> <td>AVERAGE</td> </tr> <tr> <td>3</td> <td>3939.00</td> <td>56.12</td> <td>74.00</td> <td>-17.88</td> <td>73.50</td> <td>31.02</td> <td>9.49</td> <td>58.81</td> <td>0.92</td> <td>371</td> <td>95</td> <td>PEAK</td> </tr> <tr> <td>4</td> <td>3939.00</td> <td>49.03</td> <td>54.00</td> <td>-4.97</td> <td>66.41</td> <td>31.02</td> <td>9.49</td> <td>58.81</td> <td>0.92</td> <td>371</td> <td>95</td> <td>AVERAGE</td> </tr> <tr> <td>5</td> <td>4924.00</td> <td>59.94</td> <td>74.00</td> <td>-14.06</td> <td>73.38</td> <td>32.94</td> <td>10.08</td> <td>57.17</td> <td>0.71</td> <td>335</td> <td>146</td> <td>PEAK</td> </tr> <tr> <td>6</td> <td>4924.00</td> <td>49.12</td> <td>54.00</td> <td>-4.88</td> <td>62.56</td> <td>32.94</td> <td>10.08</td> <td>57.17</td> <td>0.71</td> <td>335</td> <td>146</td> <td>AVERAGE</td> </tr> <tr> <td>7</td> <td>7386.00</td> <td>51.46</td> <td>74.00</td> <td>-22.54</td> <td>58.83</td> <td>36.68</td> <td>12.80</td> <td>57.52</td> <td>0.67</td> <td>107</td> <td>161</td> <td>PEAK</td> </tr> <tr> <td>8</td> <td>7386.00</td> <td>37.90</td> <td>54.00</td> <td>-16.10</td> <td>45.27</td> <td>36.68</td> <td>12.80</td> <td>57.52</td> <td>0.67</td> <td>107</td> <td>161</td> <td>AVERAGE</td> </tr> </tbody> </table>	Peak	Freq	Level	Limit	Line Margin	Read	Ant	Cable	Preamp	Aux	APos	TPos	Remark		MHz	dBuV/m	dBuV/m	dB	dBuV	dB/m	dB	dB	dB	cm	deg		1	2246.00	63.28	74.00	-10.72	86.22	27.30	7.09	57.33	0.00	114	19	PEAK	2	2246.00	42.79	54.00	-11.21	65.73	27.30	7.09	57.33	0.00	114	19	AVERAGE	3	3939.00	56.12	74.00	-17.88	73.50	31.02	9.49	58.81	0.92	371	95	PEAK	4	3939.00	49.03	54.00	-4.97	66.41	31.02	9.49	58.81	0.92	371	95	AVERAGE	5	4924.00	59.94	74.00	-14.06	73.38	32.94	10.08	57.17	0.71	335	146	PEAK	6	4924.00	49.12	54.00	-4.88	62.56	32.94	10.08	57.17	0.71	335	146	AVERAGE	7	7386.00	51.46	74.00	-22.54	58.83	36.68	12.80	57.52	0.67	107	161	PEAK	8	7386.00	37.90	54.00	-16.10	45.27	36.68	12.80	57.52	0.67	107	161	AVERAGE	<p>Site : 03CH13-HY Condition: PEAK_74 3m HORN_91200_1326 VERTICAL</p> <table border="1"> <thead> <tr> <th>Peak</th> <th>Freq</th> <th>Level</th> <th>Limit</th> <th>Line Margin</th> <th>Read</th> <th>Ant</th> <th>Cable</th> <th>Preamp</th> <th>Aux</th> <th>APos</th> <th>TPos</th> <th>Remark</th> </tr> <tr> <th></th> <th>MHz</th> <th>dBuV/m</th> <th>dBuV/m</th> <th>dB</th> <th>dBuV</th> <th>dB/m</th> <th>dB</th> <th>dB</th> <th>dB</th> <th>cm</th> <th>deg</th> <th></th> </tr> </thead> <tbody> <tr> <td>1</td> <td>2226.00</td> <td>63.07</td> <td>74.00</td> <td>-10.93</td> <td>86.11</td> <td>27.26</td> <td>7.06</td> <td>57.36</td> <td>0.00</td> <td>400</td> <td>195</td> <td>PEAK</td> </tr> <tr> <td>2</td> <td>2226.00</td> <td>42.73</td> <td>54.00</td> <td>-11.27</td> <td>65.77</td> <td>27.26</td> <td>7.06</td> <td>57.36</td> <td>0.00</td> <td>400</td> <td>195</td> <td>AVERAGE</td> </tr> <tr> <td>3</td> <td>3939.00</td> <td>52.37</td> <td>74.00</td> <td>-21.63</td> <td>69.75</td> <td>31.02</td> <td>9.49</td> <td>58.81</td> <td>0.92</td> <td>300</td> <td>254</td> <td>PEAK</td> </tr> <tr> <td>4</td> <td>3939.00</td> <td>44.58</td> <td>54.00</td> <td>-9.42</td> <td>61.96</td> <td>31.02</td> <td>9.49</td> <td>58.81</td> <td>0.92</td> <td>300</td> <td>254</td> <td>AVERAGE</td> </tr> <tr> <td>5</td> <td>4924.00</td> <td>62.78</td> <td>74.00</td> <td>-11.22</td> <td>76.22</td> <td>32.94</td> <td>10.08</td> <td>57.17</td> <td>0.71</td> <td>311</td> <td>214</td> <td>PEAK</td> </tr> <tr> <td>6</td> <td>4924.00</td> <td>51.38</td> <td>54.00</td> <td>-2.62</td> <td>64.82</td> <td>32.94</td> <td>10.08</td> <td>57.17</td> <td>0.71</td> <td>311</td> <td>214</td> <td>AVERAGE</td> </tr> <tr> <td>7</td> <td>7386.00</td> <td>52.93</td> <td>74.00</td> <td>-21.07</td> <td>60.30</td> <td>36.68</td> <td>12.80</td> <td>57.52</td> <td>0.67</td> <td>324</td> <td>198</td> <td>PEAK</td> </tr> <tr> <td>8</td> <td>7386.00</td> <td>38.62</td> <td>54.00</td> <td>-15.38</td> <td>45.99</td> <td>36.68</td> <td>12.80</td> <td>57.52</td> <td>0.67</td> <td>324</td> <td>198</td> <td>AVERAGE</td> </tr> </tbody> </table>	Peak	Freq	Level	Limit	Line Margin	Read	Ant	Cable	Preamp	Aux	APos	TPos	Remark		MHz	dBuV/m	dBuV/m	dB	dBuV	dB/m	dB	dB	dB	cm	deg		1	2226.00	63.07	74.00	-10.93	86.11	27.26	7.06	57.36	0.00	400	195	PEAK	2	2226.00	42.73	54.00	-11.27	65.77	27.26	7.06	57.36	0.00	400	195	AVERAGE	3	3939.00	52.37	74.00	-21.63	69.75	31.02	9.49	58.81	0.92	300	254	PEAK	4	3939.00	44.58	54.00	-9.42	61.96	31.02	9.49	58.81	0.92	300	254	AVERAGE	5	4924.00	62.78	74.00	-11.22	76.22	32.94	10.08	57.17	0.71	311	214	PEAK	6	4924.00	51.38	54.00	-2.62	64.82	32.94	10.08	57.17	0.71	311	214	AVERAGE	7	7386.00	52.93	74.00	-21.07	60.30	36.68	12.80	57.52	0.67	324	198	PEAK	8	7386.00	38.62	54.00	-15.38	45.99	36.68	12.80	57.52	0.67	324	198	AVERAGE
Peak	Freq	Level	Limit	Line Margin	Read	Ant	Cable	Preamp	Aux	APos	TPos	Remark																																																																																																																																																																																																																																																										
	MHz	dBuV/m	dBuV/m	dB	dBuV	dB/m	dB	dB	dB	cm	deg																																																																																																																																																																																																																																																											
1	2246.00	63.28	74.00	-10.72	86.22	27.30	7.09	57.33	0.00	114	19	PEAK																																																																																																																																																																																																																																																										
2	2246.00	42.79	54.00	-11.21	65.73	27.30	7.09	57.33	0.00	114	19	AVERAGE																																																																																																																																																																																																																																																										
3	3939.00	56.12	74.00	-17.88	73.50	31.02	9.49	58.81	0.92	371	95	PEAK																																																																																																																																																																																																																																																										
4	3939.00	49.03	54.00	-4.97	66.41	31.02	9.49	58.81	0.92	371	95	AVERAGE																																																																																																																																																																																																																																																										
5	4924.00	59.94	74.00	-14.06	73.38	32.94	10.08	57.17	0.71	335	146	PEAK																																																																																																																																																																																																																																																										
6	4924.00	49.12	54.00	-4.88	62.56	32.94	10.08	57.17	0.71	335	146	AVERAGE																																																																																																																																																																																																																																																										
7	7386.00	51.46	74.00	-22.54	58.83	36.68	12.80	57.52	0.67	107	161	PEAK																																																																																																																																																																																																																																																										
8	7386.00	37.90	54.00	-16.10	45.27	36.68	12.80	57.52	0.67	107	161	AVERAGE																																																																																																																																																																																																																																																										
Peak	Freq	Level	Limit	Line Margin	Read	Ant	Cable	Preamp	Aux	APos	TPos	Remark																																																																																																																																																																																																																																																										
	MHz	dBuV/m	dBuV/m	dB	dBuV	dB/m	dB	dB	dB	cm	deg																																																																																																																																																																																																																																																											
1	2226.00	63.07	74.00	-10.93	86.11	27.26	7.06	57.36	0.00	400	195	PEAK																																																																																																																																																																																																																																																										
2	2226.00	42.73	54.00	-11.27	65.77	27.26	7.06	57.36	0.00	400	195	AVERAGE																																																																																																																																																																																																																																																										
3	3939.00	52.37	74.00	-21.63	69.75	31.02	9.49	58.81	0.92	300	254	PEAK																																																																																																																																																																																																																																																										
4	3939.00	44.58	54.00	-9.42	61.96	31.02	9.49	58.81	0.92	300	254	AVERAGE																																																																																																																																																																																																																																																										
5	4924.00	62.78	74.00	-11.22	76.22	32.94	10.08	57.17	0.71	311	214	PEAK																																																																																																																																																																																																																																																										
6	4924.00	51.38	54.00	-2.62	64.82	32.94	10.08	57.17	0.71	311	214	AVERAGE																																																																																																																																																																																																																																																										
7	7386.00	52.93	74.00	-21.07	60.30	36.68	12.80	57.52	0.67	324	198	PEAK																																																																																																																																																																																																																																																										
8	7386.00	38.62	54.00	-15.38	45.99	36.68	12.80	57.52	0.67	324	198	AVERAGE																																																																																																																																																																																																																																																										

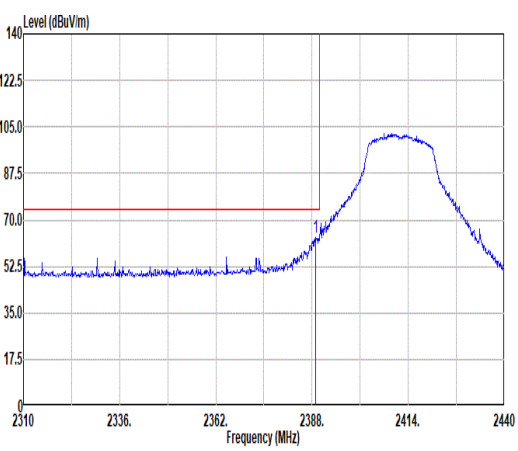
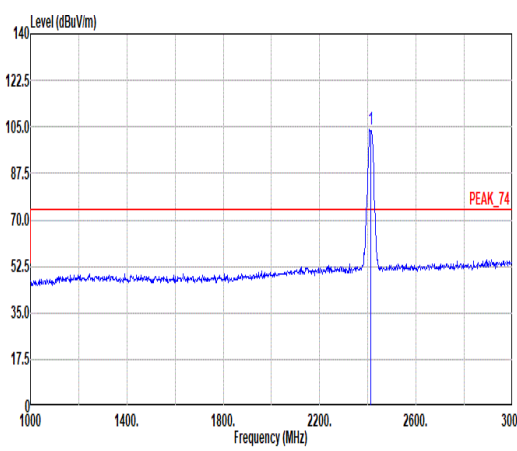
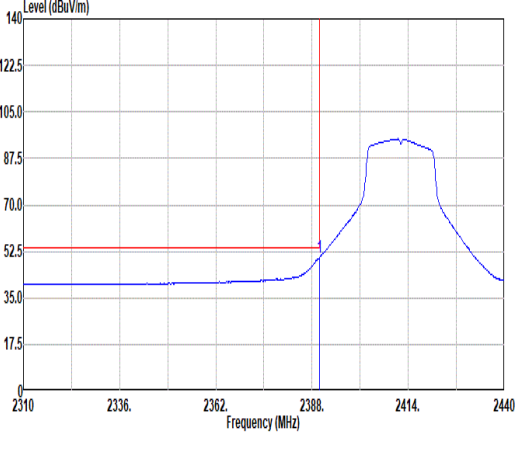
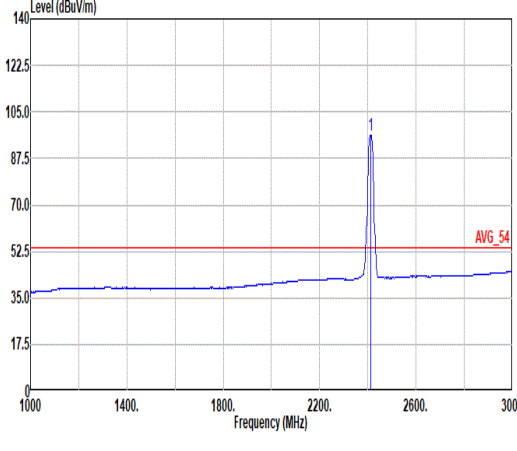


Mode	6	
	Harmonic	
	2400-2483.5_802.11g_CH11_2462MHz	
ANT	1	
Pol.	Horizontal	Vertical
14.47G ~14.5G Avg.	<p>Site : 03CH13-HY Condition: AVG_54 3m HORN_91200_1326 HORIZONTAL</p>	<p>Site : 03CH13-HY Condition: AVG_54 3m HORN_91200_1326 VERTICAL</p>
	17.7G ~18G Avg.	<p>Site : 03CH13-HY Condition: AVG_54 3m HORN_91200_1326 HORIZONTAL</p>



Mode	7																																																																																	
	Band Edge																																																																																	
	2400-2483.5_802.11n_HT20_CH01_2412MHz																																																																																	
ANT	1																																																																																	
Pol.	Horizontal	Fundamental																																																																																
Peak	<p>Site : 03CH13-HY Condition: PEAK_BE_74 3m HORN_91200_1326 HORIZONTAL : RBW:1000.000kHz VBW:3000.000kHz SWT:Auto</p> <table border="1"> <thead> <tr> <th>Limit</th> <th>Read</th> <th>Ant</th> <th>Cable</th> <th>Preamp</th> <th>Aux</th> <th>APos</th> <th>TPos</th> <th>Remark</th> </tr> <tr> <th>Freq</th> <th>Level</th> <th>Line Margin</th> <th>Level Factor</th> <th>Loss Factor</th> <th>Factor</th> <th>Factor</th> <th>Factor</th> <th></th> </tr> <tr> <th>MHz</th> <th>dBuV/m</th> <th>dBuV/m</th> <th>dB</th> <th>dBuV</th> <th>dB/m</th> <th>dB</th> <th>dB</th> <th>cm</th> </tr> </thead> <tbody> <tr> <td>1</td> <td>2389.43</td> <td>64.22</td> <td>74.00</td> <td>-9.78</td> <td>57.14</td> <td>27.49</td> <td>6.74</td> <td>37.08</td> <td>9.93</td> <td>103</td> <td>33</td> <td>PEAK</td> </tr> </tbody> </table>	Limit	Read	Ant	Cable	Preamp	Aux	APos	TPos	Remark	Freq	Level	Line Margin	Level Factor	Loss Factor	Factor	Factor	Factor		MHz	dBuV/m	dBuV/m	dB	dBuV	dB/m	dB	dB	cm	1	2389.43	64.22	74.00	-9.78	57.14	27.49	6.74	37.08	9.93	103	33	PEAK	<p>Site : 03CH13-HY Condition: PEAK_74 3m HORN_91200_1326 HORIZONTAL : RBW:1000.000kHz VBW:3000.000kHz SWT:Auto</p> <table border="1"> <thead> <tr> <th>Limit</th> <th>Read</th> <th>Ant</th> <th>Cable</th> <th>Preamp</th> <th>Aux</th> <th>APos</th> <th>TPos</th> <th>Remark</th> </tr> <tr> <th>Freq</th> <th>Level</th> <th>Line Margin</th> <th>Level Factor</th> <th>Loss Factor</th> <th>Factor</th> <th>Factor</th> <th>Factor</th> <th></th> </tr> <tr> <th>MHz</th> <th>dBuV/m</th> <th>dBuV/m</th> <th>dB</th> <th>dBuV</th> <th>dB/m</th> <th>dB</th> <th>dB</th> <th>cm</th> </tr> </thead> <tbody> <tr> <td>1</td> <td>2412.00</td> <td>103.95</td> <td>-----</td> <td>-----</td> <td>96.73</td> <td>27.60</td> <td>6.77</td> <td>37.08</td> <td>9.93</td> <td>103</td> <td>33</td> <td>PEAK</td> </tr> </tbody> </table>	Limit	Read	Ant	Cable	Preamp	Aux	APos	TPos	Remark	Freq	Level	Line Margin	Level Factor	Loss Factor	Factor	Factor	Factor		MHz	dBuV/m	dBuV/m	dB	dBuV	dB/m	dB	dB	cm	1	2412.00	103.95	-----	-----	96.73	27.60	6.77	37.08	9.93	103	33	PEAK
Limit	Read	Ant	Cable	Preamp	Aux	APos	TPos	Remark																																																																										
Freq	Level	Line Margin	Level Factor	Loss Factor	Factor	Factor	Factor																																																																											
MHz	dBuV/m	dBuV/m	dB	dBuV	dB/m	dB	dB	cm																																																																										
1	2389.43	64.22	74.00	-9.78	57.14	27.49	6.74	37.08	9.93	103	33	PEAK																																																																						
Limit	Read	Ant	Cable	Preamp	Aux	APos	TPos	Remark																																																																										
Freq	Level	Line Margin	Level Factor	Loss Factor	Factor	Factor	Factor																																																																											
MHz	dBuV/m	dBuV/m	dB	dBuV	dB/m	dB	dB	cm																																																																										
1	2412.00	103.95	-----	-----	96.73	27.60	6.77	37.08	9.93	103	33	PEAK																																																																						
Avg.	<p>Site : 03CH13-HY Condition: AVG_BE_54 3m HORN_91200_1326 HORIZONTAL : RBW:1000.000kHz VBW:0.300kHz SWT:Auto</p> <table border="1"> <thead> <tr> <th>Limit</th> <th>Read</th> <th>Ant</th> <th>Cable</th> <th>Preamp</th> <th>Aux</th> <th>APos</th> <th>TPos</th> <th>Remark</th> </tr> <tr> <th>Freq</th> <th>Level</th> <th>Line Margin</th> <th>Level Factor</th> <th>Loss Factor</th> <th>Factor</th> <th>Factor</th> <th>Factor</th> <th></th> </tr> <tr> <th>MHz</th> <th>dBuV/m</th> <th>dBuV/m</th> <th>dB</th> <th>dBuV</th> <th>dB/m</th> <th>dB</th> <th>dB</th> <th>cm</th> </tr> </thead> <tbody> <tr> <td>1</td> <td>2389.82</td> <td>49.54</td> <td>54.00</td> <td>-4.46</td> <td>42.45</td> <td>27.50</td> <td>6.74</td> <td>37.08</td> <td>9.93</td> <td>103</td> <td>33</td> <td>AVERAGE</td> </tr> </tbody> </table>	Limit	Read	Ant	Cable	Preamp	Aux	APos	TPos	Remark	Freq	Level	Line Margin	Level Factor	Loss Factor	Factor	Factor	Factor		MHz	dBuV/m	dBuV/m	dB	dBuV	dB/m	dB	dB	cm	1	2389.82	49.54	54.00	-4.46	42.45	27.50	6.74	37.08	9.93	103	33	AVERAGE	<p>Site : 03CH13-HY Condition: AVG_54 3m HORN_91200_1326 HORIZONTAL : RBW:1000.000kHz VBW:0.300kHz SWT:Auto</p> <table border="1"> <thead> <tr> <th>Limit</th> <th>Read</th> <th>Ant</th> <th>Cable</th> <th>Preamp</th> <th>Aux</th> <th>APos</th> <th>TPos</th> <th>Remark</th> </tr> <tr> <th>Freq</th> <th>Level</th> <th>Line Margin</th> <th>Level Factor</th> <th>Loss Factor</th> <th>Factor</th> <th>Factor</th> <th>Factor</th> <th></th> </tr> <tr> <th>MHz</th> <th>dBuV/m</th> <th>dBuV/m</th> <th>dB</th> <th>dBuV</th> <th>dB/m</th> <th>dB</th> <th>dB</th> <th>cm</th> </tr> </thead> <tbody> <tr> <td>1</td> <td>2412.00</td> <td>96.34</td> <td>-----</td> <td>-----</td> <td>89.13</td> <td>27.60</td> <td>6.76</td> <td>37.08</td> <td>9.93</td> <td>103</td> <td>33</td> <td>AVERAGE</td> </tr> </tbody> </table>	Limit	Read	Ant	Cable	Preamp	Aux	APos	TPos	Remark	Freq	Level	Line Margin	Level Factor	Loss Factor	Factor	Factor	Factor		MHz	dBuV/m	dBuV/m	dB	dBuV	dB/m	dB	dB	cm	1	2412.00	96.34	-----	-----	89.13	27.60	6.76	37.08	9.93	103	33	AVERAGE
Limit	Read	Ant	Cable	Preamp	Aux	APos	TPos	Remark																																																																										
Freq	Level	Line Margin	Level Factor	Loss Factor	Factor	Factor	Factor																																																																											
MHz	dBuV/m	dBuV/m	dB	dBuV	dB/m	dB	dB	cm																																																																										
1	2389.82	49.54	54.00	-4.46	42.45	27.50	6.74	37.08	9.93	103	33	AVERAGE																																																																						
Limit	Read	Ant	Cable	Preamp	Aux	APos	TPos	Remark																																																																										
Freq	Level	Line Margin	Level Factor	Loss Factor	Factor	Factor	Factor																																																																											
MHz	dBuV/m	dBuV/m	dB	dBuV	dB/m	dB	dB	cm																																																																										
1	2412.00	96.34	-----	-----	89.13	27.60	6.76	37.08	9.93	103	33	AVERAGE																																																																						



Mode	7																																																																															
	Band Edge																																																																															
	2400-2483.5_802.11n HT20_CH01_2412MHz																																																																															
ANT	1																																																																															
Pol.	Vertical	Fundamental																																																																														
Peak	 <p>Site : 03CH13-HY Condition: PEAK_BE_74 3m HORN_91200_1326 VERTICAL : RBW:1000.000kHz VBW:3000.000kHz SWT:Auto</p> <table border="1"> <thead> <tr> <th>Limit</th> <th>Read</th> <th>Ant</th> <th>Cable</th> <th>Preamp</th> <th>Aux</th> <th>APos</th> <th>TPos</th> <th>Remark</th> </tr> <tr> <th>Freq</th> <th>Level</th> <th>Line Margin</th> <th>Level</th> <th>Factor</th> <th>Loss Factor</th> <th>Factor</th> <th></th> <th></th> </tr> <tr> <th>MHz</th> <th>dBuV/m</th> <th>dBuV/m</th> <th>dB</th> <th>dBuV</th> <th>dB/m</th> <th>dB</th> <th>dB</th> <th>cm</th> <th>deg</th> </tr> </thead> <tbody> <tr> <td>1 2388.91</td> <td>63.39</td> <td>74.00</td> <td>-10.61</td> <td>56.31</td> <td>27.49</td> <td>6.74</td> <td>37.08</td> <td>9.93</td> <td>397</td> <td>223 PEAK</td> </tr> </tbody> </table>	Limit	Read	Ant	Cable	Preamp	Aux	APos	TPos	Remark	Freq	Level	Line Margin	Level	Factor	Loss Factor	Factor			MHz	dBuV/m	dBuV/m	dB	dBuV	dB/m	dB	dB	cm	deg	1 2388.91	63.39	74.00	-10.61	56.31	27.49	6.74	37.08	9.93	397	223 PEAK	 <p>Site : 03CH13-HY Condition: PEAK_74 3m HORN_91200_1326 VERTICAL : RBW:1000.000kHz VBW:3000.000kHz SWT:Auto</p> <table border="1"> <thead> <tr> <th>Limit</th> <th>Read</th> <th>Ant</th> <th>Cable</th> <th>Preamp</th> <th>Aux</th> <th>APos</th> <th>TPos</th> <th>Remark</th> </tr> <tr> <th>Freq</th> <th>Level</th> <th>Line Margin</th> <th>Level</th> <th>Factor</th> <th>Loss Factor</th> <th>Factor</th> <th></th> <th></th> </tr> <tr> <th>MHz</th> <th>dBuV/m</th> <th>dBuV/m</th> <th>dB</th> <th>dBuV</th> <th>dB/m</th> <th>dB</th> <th>dB</th> <th>cm</th> <th>deg</th> </tr> </thead> <tbody> <tr> <td>1 2412.00</td> <td>104.03</td> <td>-----</td> <td>-----</td> <td>96.82</td> <td>27.60</td> <td>6.76</td> <td>37.08</td> <td>9.93</td> <td>397</td> <td>223 PEAK</td> </tr> </tbody> </table>	Limit	Read	Ant	Cable	Preamp	Aux	APos	TPos	Remark	Freq	Level	Line Margin	Level	Factor	Loss Factor	Factor			MHz	dBuV/m	dBuV/m	dB	dBuV	dB/m	dB	dB	cm	deg	1 2412.00	104.03	-----	-----	96.82	27.60	6.76	37.08	9.93	397	223 PEAK
Limit	Read	Ant	Cable	Preamp	Aux	APos	TPos	Remark																																																																								
Freq	Level	Line Margin	Level	Factor	Loss Factor	Factor																																																																										
MHz	dBuV/m	dBuV/m	dB	dBuV	dB/m	dB	dB	cm	deg																																																																							
1 2388.91	63.39	74.00	-10.61	56.31	27.49	6.74	37.08	9.93	397	223 PEAK																																																																						
Limit	Read	Ant	Cable	Preamp	Aux	APos	TPos	Remark																																																																								
Freq	Level	Line Margin	Level	Factor	Loss Factor	Factor																																																																										
MHz	dBuV/m	dBuV/m	dB	dBuV	dB/m	dB	dB	cm	deg																																																																							
1 2412.00	104.03	-----	-----	96.82	27.60	6.76	37.08	9.93	397	223 PEAK																																																																						
Avg.	 <p>Site : 03CH13-HY Condition: AVG_BE_54 3m HORN_91200_1326 VERTICAL : RBW:1000.000kHz VBW:0.300kHz SWT:Auto</p> <table border="1"> <thead> <tr> <th>Limit</th> <th>Read</th> <th>Ant</th> <th>Cable</th> <th>Preamp</th> <th>Aux</th> <th>APos</th> <th>TPos</th> <th>Remark</th> </tr> <tr> <th>Freq</th> <th>Level</th> <th>Line Margin</th> <th>Level</th> <th>Factor</th> <th>Loss Factor</th> <th>Factor</th> <th></th> <th></th> </tr> <tr> <th>MHz</th> <th>dBuV/m</th> <th>dBuV/m</th> <th>dB</th> <th>dBuV</th> <th>dB/m</th> <th>dB</th> <th>dB</th> <th>cm</th> <th>deg</th> </tr> </thead> <tbody> <tr> <td>1 2389.95</td> <td>50.18</td> <td>54.00</td> <td>-3.82</td> <td>43.09</td> <td>27.50</td> <td>6.74</td> <td>37.08</td> <td>9.93</td> <td>397</td> <td>223 AVERAGE</td> </tr> </tbody> </table>	Limit	Read	Ant	Cable	Preamp	Aux	APos	TPos	Remark	Freq	Level	Line Margin	Level	Factor	Loss Factor	Factor			MHz	dBuV/m	dBuV/m	dB	dBuV	dB/m	dB	dB	cm	deg	1 2389.95	50.18	54.00	-3.82	43.09	27.50	6.74	37.08	9.93	397	223 AVERAGE	 <p>Site : 03CH13-HY Condition: AVG_54 3m HORN_91200_1326 VERTICAL : RBW:1000.000kHz VBW:0.300kHz SWT:Auto</p> <table border="1"> <thead> <tr> <th>Limit</th> <th>Read</th> <th>Ant</th> <th>Cable</th> <th>Preamp</th> <th>Aux</th> <th>APos</th> <th>TPos</th> <th>Remark</th> </tr> <tr> <th>Freq</th> <th>Level</th> <th>Line Margin</th> <th>Level</th> <th>Factor</th> <th>Loss Factor</th> <th>Factor</th> <th></th> <th></th> </tr> <tr> <th>MHz</th> <th>dBuV/m</th> <th>dBuV/m</th> <th>dB</th> <th>dBuV</th> <th>dB/m</th> <th>dB</th> <th>dB</th> <th>cm</th> <th>deg</th> </tr> </thead> <tbody> <tr> <td>1 2412.00</td> <td>96.29</td> <td>-----</td> <td>-----</td> <td>89.08</td> <td>27.60</td> <td>6.76</td> <td>37.08</td> <td>9.93</td> <td>397</td> <td>223 AVERAGE</td> </tr> </tbody> </table>	Limit	Read	Ant	Cable	Preamp	Aux	APos	TPos	Remark	Freq	Level	Line Margin	Level	Factor	Loss Factor	Factor			MHz	dBuV/m	dBuV/m	dB	dBuV	dB/m	dB	dB	cm	deg	1 2412.00	96.29	-----	-----	89.08	27.60	6.76	37.08	9.93	397	223 AVERAGE
Limit	Read	Ant	Cable	Preamp	Aux	APos	TPos	Remark																																																																								
Freq	Level	Line Margin	Level	Factor	Loss Factor	Factor																																																																										
MHz	dBuV/m	dBuV/m	dB	dBuV	dB/m	dB	dB	cm	deg																																																																							
1 2389.95	50.18	54.00	-3.82	43.09	27.50	6.74	37.08	9.93	397	223 AVERAGE																																																																						
Limit	Read	Ant	Cable	Preamp	Aux	APos	TPos	Remark																																																																								
Freq	Level	Line Margin	Level	Factor	Loss Factor	Factor																																																																										
MHz	dBuV/m	dBuV/m	dB	dBuV	dB/m	dB	dB	cm	deg																																																																							
1 2412.00	96.29	-----	-----	89.08	27.60	6.76	37.08	9.93	397	223 AVERAGE																																																																						

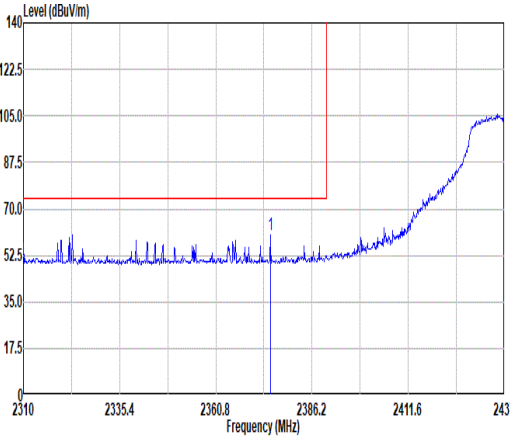
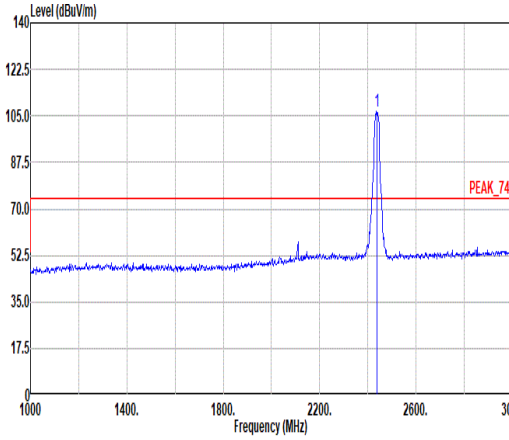
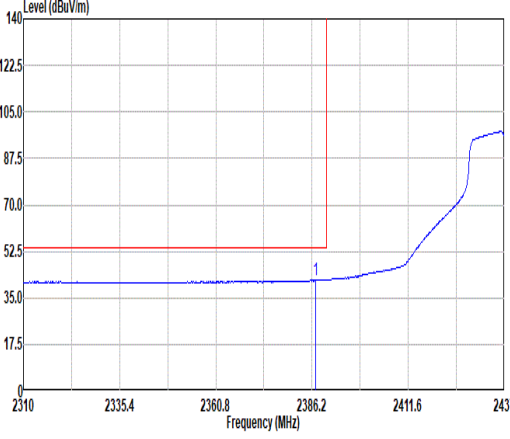
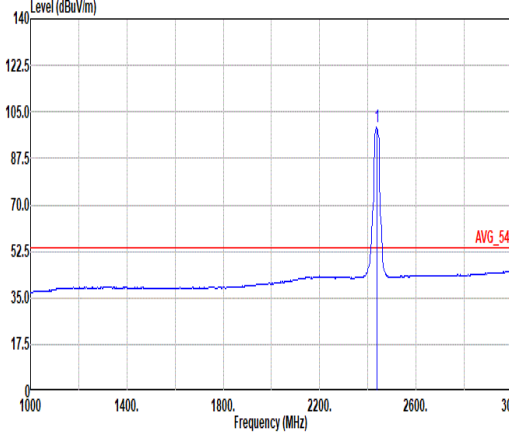


Mode	7																																																																																																																																																																																							
	Harmonic																																																																																																																																																																																							
	2400-2483.5_802.11n HT20_CH01_2412MHz																																																																																																																																																																																							
ANT	1																																																																																																																																																																																							
Pol.	Horizontal	Vertical																																																																																																																																																																																						
Peak Avg.	<p>Site : 03CH13-HY Condition: PEAK_74 3m HORN_91280_1326 HORIZONTAL</p> <table border="1"> <thead> <tr> <th>Peak</th> <th>Freq</th> <th>Level</th> <th>Limit</th> <th>Line Margin</th> <th>Read</th> <th>Ant</th> <th>Cable</th> <th>Preamp</th> <th>Aux</th> <th>APos</th> <th>TPos</th> <th>Remark</th> </tr> <tr> <th></th> <th>MHz</th> <th>dBuV/m</th> <th>dBuV/m</th> <th>dB</th> <th>dBuV</th> <th>dB/m</th> <th>dB</th> <th>dB</th> <th>dB</th> <th>cm</th> <th>deg</th> <th></th> </tr> </thead> <tbody> <tr> <td>1</td> <td>3859.00</td> <td>59.06</td> <td>74.00</td> <td>-14.94</td> <td>76.53</td> <td>30.94</td> <td>9.35</td> <td>58.69</td> <td>0.93</td> <td>390</td> <td>96</td> <td>PEAK</td> </tr> <tr> <td>2</td> <td>3859.00</td> <td>51.40</td> <td>54.00</td> <td>-2.60</td> <td>68.87</td> <td>30.94</td> <td>9.35</td> <td>58.69</td> <td>0.93</td> <td>390</td> <td>96</td> <td>AVERAGE</td> </tr> <tr> <td>3</td> <td>4624.00</td> <td>56.40</td> <td>74.00</td> <td>-17.60</td> <td>71.12</td> <td>32.50</td> <td>9.47</td> <td>57.39</td> <td>0.70</td> <td>398</td> <td>132</td> <td>PEAK</td> </tr> <tr> <td>4</td> <td>4624.00</td> <td>45.05</td> <td>54.00</td> <td>-8.95</td> <td>59.77</td> <td>32.50</td> <td>9.47</td> <td>57.39</td> <td>0.70</td> <td>398</td> <td>132</td> <td>AVERAGE</td> </tr> <tr> <td>5</td> <td>7236.00</td> <td>45.74</td> <td>74.00</td> <td>-28.26</td> <td>52.48</td> <td>37.14</td> <td>12.70</td> <td>57.23</td> <td>0.65</td> <td>--</td> <td>--</td> <td>PEAK</td> </tr> </tbody> </table>	Peak	Freq	Level	Limit	Line Margin	Read	Ant	Cable	Preamp	Aux	APos	TPos	Remark		MHz	dBuV/m	dBuV/m	dB	dBuV	dB/m	dB	dB	dB	cm	deg		1	3859.00	59.06	74.00	-14.94	76.53	30.94	9.35	58.69	0.93	390	96	PEAK	2	3859.00	51.40	54.00	-2.60	68.87	30.94	9.35	58.69	0.93	390	96	AVERAGE	3	4624.00	56.40	74.00	-17.60	71.12	32.50	9.47	57.39	0.70	398	132	PEAK	4	4624.00	45.05	54.00	-8.95	59.77	32.50	9.47	57.39	0.70	398	132	AVERAGE	5	7236.00	45.74	74.00	-28.26	52.48	37.14	12.70	57.23	0.65	--	--	PEAK	<p>Site : 03CH13-HY Condition: PEAK_74 3m HORN_91280_1326 VERTICAL</p> <table border="1"> <thead> <tr> <th>Peak</th> <th>Freq</th> <th>Level</th> <th>Limit</th> <th>Line Margin</th> <th>Read</th> <th>Ant</th> <th>Cable</th> <th>Preamp</th> <th>Aux</th> <th>APos</th> <th>TPos</th> <th>Remark</th> </tr> <tr> <th></th> <th>MHz</th> <th>dBuV/m</th> <th>dBuV/m</th> <th>dB</th> <th>dBuV</th> <th>dB/m</th> <th>dB</th> <th>dB</th> <th>dB</th> <th>cm</th> <th>deg</th> <th></th> </tr> </thead> <tbody> <tr> <td>1</td> <td>3859.00</td> <td>54.74</td> <td>74.00</td> <td>-19.26</td> <td>72.21</td> <td>30.94</td> <td>9.35</td> <td>58.69</td> <td>0.93</td> <td>349</td> <td>337</td> <td>PEAK</td> </tr> <tr> <td>2</td> <td>3859.00</td> <td>46.99</td> <td>54.00</td> <td>-7.01</td> <td>64.46</td> <td>30.94</td> <td>9.35</td> <td>58.69</td> <td>0.93</td> <td>349</td> <td>337</td> <td>AVERAGE</td> </tr> <tr> <td>3</td> <td>4624.00</td> <td>58.14</td> <td>74.00</td> <td>-15.86</td> <td>72.86</td> <td>32.50</td> <td>9.47</td> <td>57.39</td> <td>0.70</td> <td>307</td> <td>214</td> <td>PEAK</td> </tr> <tr> <td>4</td> <td>4624.00</td> <td>46.76</td> <td>54.00</td> <td>-7.24</td> <td>61.48</td> <td>32.50</td> <td>9.47</td> <td>57.39</td> <td>0.70</td> <td>307</td> <td>214</td> <td>AVERAGE</td> </tr> <tr> <td>5</td> <td>7236.00</td> <td>46.00</td> <td>74.00</td> <td>-28.00</td> <td>52.74</td> <td>37.14</td> <td>12.70</td> <td>57.23</td> <td>0.65</td> <td>--</td> <td>--</td> <td>PEAK</td> </tr> </tbody> </table>	Peak	Freq	Level	Limit	Line Margin	Read	Ant	Cable	Preamp	Aux	APos	TPos	Remark		MHz	dBuV/m	dBuV/m	dB	dBuV	dB/m	dB	dB	dB	cm	deg		1	3859.00	54.74	74.00	-19.26	72.21	30.94	9.35	58.69	0.93	349	337	PEAK	2	3859.00	46.99	54.00	-7.01	64.46	30.94	9.35	58.69	0.93	349	337	AVERAGE	3	4624.00	58.14	74.00	-15.86	72.86	32.50	9.47	57.39	0.70	307	214	PEAK	4	4624.00	46.76	54.00	-7.24	61.48	32.50	9.47	57.39	0.70	307	214	AVERAGE	5	7236.00	46.00	74.00	-28.00	52.74	37.14	12.70	57.23	0.65	--	--	PEAK
Peak	Freq	Level	Limit	Line Margin	Read	Ant	Cable	Preamp	Aux	APos	TPos	Remark																																																																																																																																																																												
	MHz	dBuV/m	dBuV/m	dB	dBuV	dB/m	dB	dB	dB	cm	deg																																																																																																																																																																													
1	3859.00	59.06	74.00	-14.94	76.53	30.94	9.35	58.69	0.93	390	96	PEAK																																																																																																																																																																												
2	3859.00	51.40	54.00	-2.60	68.87	30.94	9.35	58.69	0.93	390	96	AVERAGE																																																																																																																																																																												
3	4624.00	56.40	74.00	-17.60	71.12	32.50	9.47	57.39	0.70	398	132	PEAK																																																																																																																																																																												
4	4624.00	45.05	54.00	-8.95	59.77	32.50	9.47	57.39	0.70	398	132	AVERAGE																																																																																																																																																																												
5	7236.00	45.74	74.00	-28.26	52.48	37.14	12.70	57.23	0.65	--	--	PEAK																																																																																																																																																																												
Peak	Freq	Level	Limit	Line Margin	Read	Ant	Cable	Preamp	Aux	APos	TPos	Remark																																																																																																																																																																												
	MHz	dBuV/m	dBuV/m	dB	dBuV	dB/m	dB	dB	dB	cm	deg																																																																																																																																																																													
1	3859.00	54.74	74.00	-19.26	72.21	30.94	9.35	58.69	0.93	349	337	PEAK																																																																																																																																																																												
2	3859.00	46.99	54.00	-7.01	64.46	30.94	9.35	58.69	0.93	349	337	AVERAGE																																																																																																																																																																												
3	4624.00	58.14	74.00	-15.86	72.86	32.50	9.47	57.39	0.70	307	214	PEAK																																																																																																																																																																												
4	4624.00	46.76	54.00	-7.24	61.48	32.50	9.47	57.39	0.70	307	214	AVERAGE																																																																																																																																																																												
5	7236.00	46.00	74.00	-28.00	52.74	37.14	12.70	57.23	0.65	--	--	PEAK																																																																																																																																																																												



Mode	7	
	Harmonic	
	2400-2483.5_802.11n HT20_CH01_2412MHz	
ANT	1	
Pol.	Horizontal	Vertical
14.47G ~14.5G Avg.	<p>Site : 03CH13-HY Condition: AVG_54 3m HORN_91200_1326 HORIZONTAL</p>	<p>Site : 03CH13-HY Condition: AVG_54 3m HORN_91200_1326 VERTICAL</p>
	17.7G ~18G Avg.	<p>Site : 03CH13-HY Condition: AVG_54 3m HORN_91200_1326 HORIZONTAL</p>

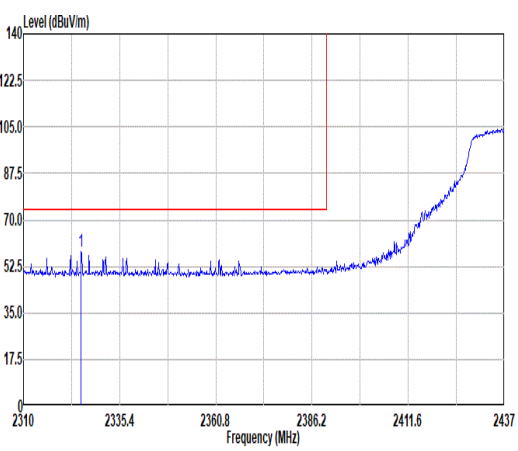
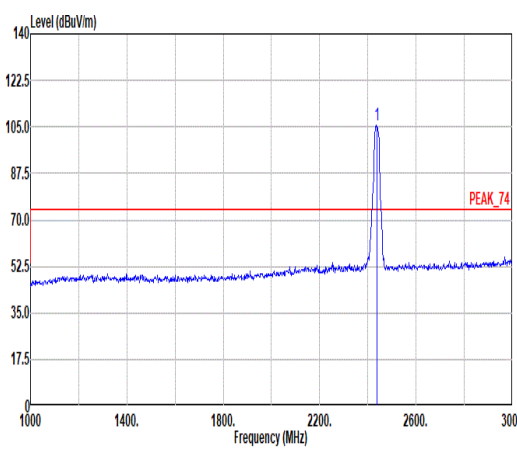
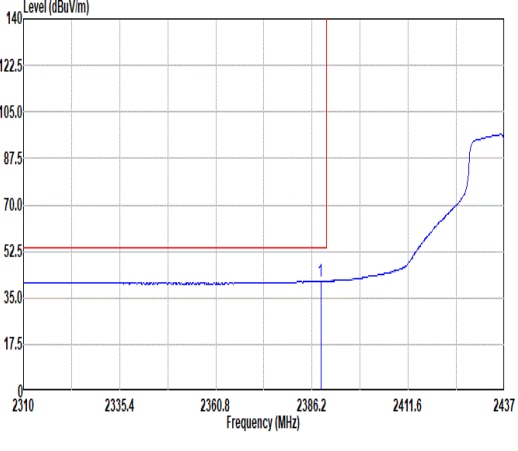
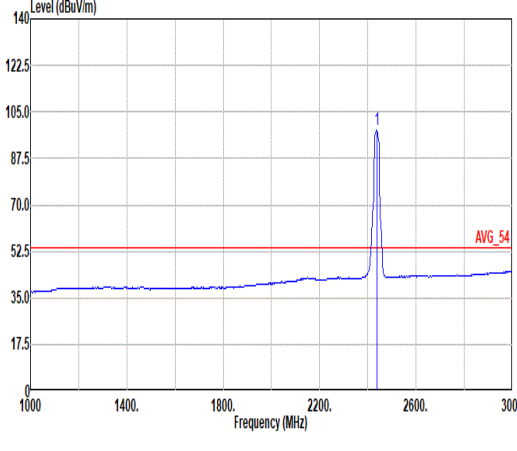


Mode	8																																																																																	
	Band Edge - L																																																																																	
	2400-2483.5_802.11n_HT20_CH06_2437MHz																																																																																	
ANT	1																																																																																	
Pol.	Horizontal	Fundamental																																																																																
Peak	 <p>Site : 03CH13-HY Condition: PEAK_BE_74 3m HORN_91200_1326 HORIZONTAL : RBW:1000.000kHz VBW:3000.000kHz SWT:Auto</p> <table border="1"> <thead> <tr> <th>Limit</th> <th>Read</th> <th>Ant</th> <th>Cable</th> <th>Preamp</th> <th>Aux</th> <th>APos</th> <th>TPos</th> <th>Remark</th> </tr> <tr> <th>Freq</th> <th>Level</th> <th>Line Margin</th> <th>Level</th> <th>Factor</th> <th>Loss Factor</th> <th>Factor</th> <th></th> <th></th> </tr> <tr> <th>MHz</th> <th>dBuV/m</th> <th>dBuV/m</th> <th>dB</th> <th>dBuV</th> <th>dB/m</th> <th>dB</th> <th>dB</th> <th>cm</th> </tr> </thead> <tbody> <tr> <td>1</td> <td>2375.15</td> <td>60.17</td> <td>74.00</td> <td>-13.83</td> <td>53.20</td> <td>27.40</td> <td>6.72</td> <td>37.08</td> <td>9.93</td> <td>105</td> <td>30</td> <td>PEAK</td> </tr> </tbody> </table>	Limit	Read	Ant	Cable	Preamp	Aux	APos	TPos	Remark	Freq	Level	Line Margin	Level	Factor	Loss Factor	Factor			MHz	dBuV/m	dBuV/m	dB	dBuV	dB/m	dB	dB	cm	1	2375.15	60.17	74.00	-13.83	53.20	27.40	6.72	37.08	9.93	105	30	PEAK	 <p>Site : 03CH13-HY Condition: PEAK_74 3m HORN_91200_1326 HORIZONTAL : RBW:1000.000kHz VBW:3000.000kHz SWT:Auto</p> <table border="1"> <thead> <tr> <th>Limit</th> <th>Read</th> <th>Ant</th> <th>Cable</th> <th>Preamp</th> <th>Aux</th> <th>APos</th> <th>TPos</th> <th>Remark</th> </tr> <tr> <th>Freq</th> <th>Level</th> <th>Line Margin</th> <th>Level</th> <th>Factor</th> <th>Loss Factor</th> <th>Factor</th> <th></th> <th></th> </tr> <tr> <th>MHz</th> <th>dBuV/m</th> <th>dBuV/m</th> <th>dB</th> <th>dBuV</th> <th>dB/m</th> <th>dB</th> <th>dB</th> <th>cm</th> </tr> </thead> <tbody> <tr> <td>1</td> <td>2437.00</td> <td>106.59</td> <td>-----</td> <td>-----</td> <td>99.30</td> <td>27.64</td> <td>6.80</td> <td>37.08</td> <td>9.93</td> <td>105</td> <td>30</td> <td>PEAK</td> </tr> </tbody> </table>	Limit	Read	Ant	Cable	Preamp	Aux	APos	TPos	Remark	Freq	Level	Line Margin	Level	Factor	Loss Factor	Factor			MHz	dBuV/m	dBuV/m	dB	dBuV	dB/m	dB	dB	cm	1	2437.00	106.59	-----	-----	99.30	27.64	6.80	37.08	9.93	105	30	PEAK
Limit	Read	Ant	Cable	Preamp	Aux	APos	TPos	Remark																																																																										
Freq	Level	Line Margin	Level	Factor	Loss Factor	Factor																																																																												
MHz	dBuV/m	dBuV/m	dB	dBuV	dB/m	dB	dB	cm																																																																										
1	2375.15	60.17	74.00	-13.83	53.20	27.40	6.72	37.08	9.93	105	30	PEAK																																																																						
Limit	Read	Ant	Cable	Preamp	Aux	APos	TPos	Remark																																																																										
Freq	Level	Line Margin	Level	Factor	Loss Factor	Factor																																																																												
MHz	dBuV/m	dBuV/m	dB	dBuV	dB/m	dB	dB	cm																																																																										
1	2437.00	106.59	-----	-----	99.30	27.64	6.80	37.08	9.93	105	30	PEAK																																																																						
Avg.	 <p>Site : 03CH13-HY Condition: AVG_BE_54 3m HORN_91200_1326 HORIZONTAL : RBW:1000.000kHz VBW:0.300kHz SWT:Auto</p> <table border="1"> <thead> <tr> <th>Limit</th> <th>Read</th> <th>Ant</th> <th>Cable</th> <th>Preamp</th> <th>Aux</th> <th>APos</th> <th>TPos</th> <th>Remark</th> </tr> <tr> <th>Freq</th> <th>Level</th> <th>Line Margin</th> <th>Level</th> <th>Factor</th> <th>Loss Factor</th> <th>Factor</th> <th></th> <th></th> </tr> <tr> <th>MHz</th> <th>dBuV/m</th> <th>dBuV/m</th> <th>dB</th> <th>dBuV</th> <th>dB/m</th> <th>dB</th> <th>dB</th> <th>cm</th> </tr> </thead> <tbody> <tr> <td>1</td> <td>2387.09</td> <td>41.83</td> <td>54.00</td> <td>-12.17</td> <td>34.78</td> <td>27.47</td> <td>6.73</td> <td>37.08</td> <td>9.93</td> <td>105</td> <td>30</td> <td>AVERAGE</td> </tr> </tbody> </table>	Limit	Read	Ant	Cable	Preamp	Aux	APos	TPos	Remark	Freq	Level	Line Margin	Level	Factor	Loss Factor	Factor			MHz	dBuV/m	dBuV/m	dB	dBuV	dB/m	dB	dB	cm	1	2387.09	41.83	54.00	-12.17	34.78	27.47	6.73	37.08	9.93	105	30	AVERAGE	 <p>Site : 03CH13-HY Condition: AVG_54 3m HORN_91200_1326 HORIZONTAL : RBW:1000.000kHz VBW:0.300kHz SWT:Auto</p> <table border="1"> <thead> <tr> <th>Limit</th> <th>Read</th> <th>Ant</th> <th>Cable</th> <th>Preamp</th> <th>Aux</th> <th>APos</th> <th>TPos</th> <th>Remark</th> </tr> <tr> <th>Freq</th> <th>Level</th> <th>Line Margin</th> <th>Level</th> <th>Factor</th> <th>Loss Factor</th> <th>Factor</th> <th></th> <th></th> </tr> <tr> <th>MHz</th> <th>dBuV/m</th> <th>dBuV/m</th> <th>dB</th> <th>dBuV</th> <th>dB/m</th> <th>dB</th> <th>dB</th> <th>cm</th> </tr> </thead> <tbody> <tr> <td>1</td> <td>2437.00</td> <td>99.09</td> <td>-----</td> <td>-----</td> <td>91.80</td> <td>27.64</td> <td>6.80</td> <td>37.08</td> <td>9.93</td> <td>105</td> <td>30</td> <td>AVERAGE</td> </tr> </tbody> </table>	Limit	Read	Ant	Cable	Preamp	Aux	APos	TPos	Remark	Freq	Level	Line Margin	Level	Factor	Loss Factor	Factor			MHz	dBuV/m	dBuV/m	dB	dBuV	dB/m	dB	dB	cm	1	2437.00	99.09	-----	-----	91.80	27.64	6.80	37.08	9.93	105	30	AVERAGE
Limit	Read	Ant	Cable	Preamp	Aux	APos	TPos	Remark																																																																										
Freq	Level	Line Margin	Level	Factor	Loss Factor	Factor																																																																												
MHz	dBuV/m	dBuV/m	dB	dBuV	dB/m	dB	dB	cm																																																																										
1	2387.09	41.83	54.00	-12.17	34.78	27.47	6.73	37.08	9.93	105	30	AVERAGE																																																																						
Limit	Read	Ant	Cable	Preamp	Aux	APos	TPos	Remark																																																																										
Freq	Level	Line Margin	Level	Factor	Loss Factor	Factor																																																																												
MHz	dBuV/m	dBuV/m	dB	dBuV	dB/m	dB	dB	cm																																																																										
1	2437.00	99.09	-----	-----	91.80	27.64	6.80	37.08	9.93	105	30	AVERAGE																																																																						



Mode	8																																									
	Band Edge - R																																									
	2400-2483.5_802.11n HT20_CH06_2437MHz																																									
ANT	1																																									
Pol.	Horizontal	Fundamental																																								
Peak	<p>Site : 03CH13-HY Condition: PEAK_BE_74 3m HORN_91200_1326 HORIZONTAL : RBW:1000.000kHz VBW:3000.000kHz SWT:Auto</p> <table border="1"> <thead> <tr> <th>Limit</th> <th>Read</th> <th>Ant</th> <th>Cable</th> <th>Preamp</th> <th>Aux</th> <th>APos</th> <th>TPos</th> <th>Remark</th> </tr> <tr> <th>Freq</th> <th>Level</th> <th>Line Margin</th> <th>Level</th> <th>Factor</th> <th>Loss</th> <th>Factor</th> <th>Factor</th> <th></th> </tr> <tr> <th>MHz</th> <th>dBuV/m</th> <th>dBuV/m</th> <th>dB</th> <th>dBuV</th> <th>dB/m</th> <th>dB</th> <th>dB</th> <th>dB</th> </tr> </thead> <tbody> <tr> <td>1</td> <td>2486.64</td> <td>53.69</td> <td>74.00</td> <td>-20.31</td> <td>46.16</td> <td>27.80</td> <td>6.87</td> <td>37.07</td> <td>9.93</td> <td>105</td> <td>30</td> <td>PEAK</td> </tr> </tbody> </table>	Limit	Read	Ant	Cable	Preamp	Aux	APos	TPos	Remark	Freq	Level	Line Margin	Level	Factor	Loss	Factor	Factor		MHz	dBuV/m	dBuV/m	dB	dBuV	dB/m	dB	dB	dB	1	2486.64	53.69	74.00	-20.31	46.16	27.80	6.87	37.07	9.93	105	30	PEAK	Blank
Limit	Read	Ant	Cable	Preamp	Aux	APos	TPos	Remark																																		
Freq	Level	Line Margin	Level	Factor	Loss	Factor	Factor																																			
MHz	dBuV/m	dBuV/m	dB	dBuV	dB/m	dB	dB	dB																																		
1	2486.64	53.69	74.00	-20.31	46.16	27.80	6.87	37.07	9.93	105	30	PEAK																														
Avg.	<p>Site : 03CH13-HY Condition: AVG_BE_54 3m HORN_91200_1326 HORIZONTAL : RBW:1000.000kHz VBW:0.300kHz SWT:Auto</p> <table border="1"> <thead> <tr> <th>Limit</th> <th>Read</th> <th>Ant</th> <th>Cable</th> <th>Preamp</th> <th>Aux</th> <th>APos</th> <th>TPos</th> <th>Remark</th> </tr> <tr> <th>Freq</th> <th>Level</th> <th>Line Margin</th> <th>Level</th> <th>Factor</th> <th>Loss</th> <th>Factor</th> <th>Factor</th> <th></th> </tr> <tr> <th>MHz</th> <th>dBuV/m</th> <th>dBuV/m</th> <th>dB</th> <th>dBuV</th> <th>dB/m</th> <th>dB</th> <th>dB</th> <th>dB</th> </tr> </thead> <tbody> <tr> <td>1</td> <td>2484.57</td> <td>41.33</td> <td>54.00</td> <td>-12.67</td> <td>33.00</td> <td>27.80</td> <td>6.87</td> <td>37.07</td> <td>9.93</td> <td>105</td> <td>30</td> <td>AVERAGE</td> </tr> </tbody> </table>	Limit	Read	Ant	Cable	Preamp	Aux	APos	TPos	Remark	Freq	Level	Line Margin	Level	Factor	Loss	Factor	Factor		MHz	dBuV/m	dBuV/m	dB	dBuV	dB/m	dB	dB	dB	1	2484.57	41.33	54.00	-12.67	33.00	27.80	6.87	37.07	9.93	105	30	AVERAGE	Blank
Limit	Read	Ant	Cable	Preamp	Aux	APos	TPos	Remark																																		
Freq	Level	Line Margin	Level	Factor	Loss	Factor	Factor																																			
MHz	dBuV/m	dBuV/m	dB	dBuV	dB/m	dB	dB	dB																																		
1	2484.57	41.33	54.00	-12.67	33.00	27.80	6.87	37.07	9.93	105	30	AVERAGE																														



Mode	8																																																																													
	Band Edge - L																																																																													
	2400-2483.5_802.11n HT20_CH06_2437MHz																																																																													
ANT	1																																																																													
Pol.	Vertical	Fundamental																																																																												
Peak	 <p>Site : 03CH13-HY Condition: PEAK_BE_74 3m HORN_91200_1326 VERTICAL : RBW:1000.000kHz VBW:3000.000kHz SWT:Auto</p> <table border="1"> <thead> <tr> <th>Limit</th> <th>Read</th> <th>Ant</th> <th>Cable</th> <th>Preamp</th> <th>Aux</th> <th>APos</th> <th>TPos</th> <th>Remark</th> </tr> <tr> <th>Freq</th> <th>Level</th> <th>Line Margin</th> <th>Level</th> <th>Factor</th> <th>Loss Factor</th> <th>Factor</th> <th></th> <th></th> </tr> <tr> <th>MHz</th> <th>dBuV/m</th> <th>dBuV/m</th> <th>dB</th> <th>dBuV</th> <th>dB/m</th> <th>dB</th> <th>dB</th> <th>cm</th> </tr> </thead> <tbody> <tr> <td>1 2325.24</td> <td>58.05</td> <td>74.00</td> <td>-15.95</td> <td>51.36</td> <td>27.20</td> <td>6.65</td> <td>37.09</td> <td>9.93</td> <td>400</td> <td>290 PEAK</td> </tr> </tbody> </table>	Limit	Read	Ant	Cable	Preamp	Aux	APos	TPos	Remark	Freq	Level	Line Margin	Level	Factor	Loss Factor	Factor			MHz	dBuV/m	dBuV/m	dB	dBuV	dB/m	dB	dB	cm	1 2325.24	58.05	74.00	-15.95	51.36	27.20	6.65	37.09	9.93	400	290 PEAK	 <p>Site : 03CH13-HY Condition: PEAK_74 3m HORN_91200_1326 VERTICAL : RBW:1000.000kHz VBW:3000.000kHz SWT:Auto</p> <table border="1"> <thead> <tr> <th>Limit</th> <th>Read</th> <th>Ant</th> <th>Cable</th> <th>Preamp</th> <th>Aux</th> <th>APos</th> <th>TPos</th> <th>Remark</th> </tr> <tr> <th>Freq</th> <th>Level</th> <th>Line Margin</th> <th>Level</th> <th>Factor</th> <th>Loss Factor</th> <th>Factor</th> <th></th> <th></th> </tr> <tr> <th>MHz</th> <th>dBuV/m</th> <th>dBuV/m</th> <th>dB</th> <th>dBuV</th> <th>dB/m</th> <th>dB</th> <th>dB</th> <th>cm</th> </tr> </thead> <tbody> <tr> <td>1 2437.00</td> <td>105.57</td> <td>-----</td> <td>-----</td> <td>98.28</td> <td>27.64</td> <td>6.80</td> <td>37.08</td> <td>9.93</td> <td>400</td> <td>290 PEAK</td> </tr> </tbody> </table>	Limit	Read	Ant	Cable	Preamp	Aux	APos	TPos	Remark	Freq	Level	Line Margin	Level	Factor	Loss Factor	Factor			MHz	dBuV/m	dBuV/m	dB	dBuV	dB/m	dB	dB	cm	1 2437.00	105.57	-----	-----	98.28	27.64	6.80	37.08	9.93	400	290 PEAK
Limit	Read	Ant	Cable	Preamp	Aux	APos	TPos	Remark																																																																						
Freq	Level	Line Margin	Level	Factor	Loss Factor	Factor																																																																								
MHz	dBuV/m	dBuV/m	dB	dBuV	dB/m	dB	dB	cm																																																																						
1 2325.24	58.05	74.00	-15.95	51.36	27.20	6.65	37.09	9.93	400	290 PEAK																																																																				
Limit	Read	Ant	Cable	Preamp	Aux	APos	TPos	Remark																																																																						
Freq	Level	Line Margin	Level	Factor	Loss Factor	Factor																																																																								
MHz	dBuV/m	dBuV/m	dB	dBuV	dB/m	dB	dB	cm																																																																						
1 2437.00	105.57	-----	-----	98.28	27.64	6.80	37.08	9.93	400	290 PEAK																																																																				
Avg.	 <p>Site : 03CH13-HY Condition: AVG_BE_54 3m HORN_91200_1326 VERTICAL : RBW:1000.000kHz VBW:0.300kHz SWT:Auto</p> <table border="1"> <thead> <tr> <th>Limit</th> <th>Read</th> <th>Ant</th> <th>Cable</th> <th>Preamp</th> <th>Aux</th> <th>APos</th> <th>TPos</th> <th>Remark</th> </tr> <tr> <th>Freq</th> <th>Level</th> <th>Line Margin</th> <th>Level</th> <th>Factor</th> <th>Loss Factor</th> <th>Factor</th> <th></th> <th></th> </tr> <tr> <th>MHz</th> <th>dBuV/m</th> <th>dBuV/m</th> <th>dB</th> <th>dBuV</th> <th>dB/m</th> <th>dB</th> <th>dB</th> <th>cm</th> </tr> </thead> <tbody> <tr> <td>1 2388.49</td> <td>41.26</td> <td>54.00</td> <td>-12.74</td> <td>34.20</td> <td>27.48</td> <td>6.73</td> <td>37.08</td> <td>9.93</td> <td>400</td> <td>290 AVERAGE</td> </tr> </tbody> </table>	Limit	Read	Ant	Cable	Preamp	Aux	APos	TPos	Remark	Freq	Level	Line Margin	Level	Factor	Loss Factor	Factor			MHz	dBuV/m	dBuV/m	dB	dBuV	dB/m	dB	dB	cm	1 2388.49	41.26	54.00	-12.74	34.20	27.48	6.73	37.08	9.93	400	290 AVERAGE	 <p>Site : 03CH13-HY Condition: AVG_54 3m HORN_91200_1326 VERTICAL : RBW:1000.000kHz VBW:0.300kHz SWT:Auto</p> <table border="1"> <thead> <tr> <th>Limit</th> <th>Read</th> <th>Ant</th> <th>Cable</th> <th>Preamp</th> <th>Aux</th> <th>APos</th> <th>TPos</th> <th>Remark</th> </tr> <tr> <th>Freq</th> <th>Level</th> <th>Line Margin</th> <th>Level</th> <th>Factor</th> <th>Loss Factor</th> <th>Factor</th> <th></th> <th></th> </tr> <tr> <th>MHz</th> <th>dBuV/m</th> <th>dBuV/m</th> <th>dB</th> <th>dBuV</th> <th>dB/m</th> <th>dB</th> <th>dB</th> <th>cm</th> </tr> </thead> <tbody> <tr> <td>1 2437.00</td> <td>98.03</td> <td>-----</td> <td>-----</td> <td>90.74</td> <td>27.64</td> <td>6.80</td> <td>37.08</td> <td>9.93</td> <td>400</td> <td>290 AVERAGE</td> </tr> </tbody> </table>	Limit	Read	Ant	Cable	Preamp	Aux	APos	TPos	Remark	Freq	Level	Line Margin	Level	Factor	Loss Factor	Factor			MHz	dBuV/m	dBuV/m	dB	dBuV	dB/m	dB	dB	cm	1 2437.00	98.03	-----	-----	90.74	27.64	6.80	37.08	9.93	400	290 AVERAGE
Limit	Read	Ant	Cable	Preamp	Aux	APos	TPos	Remark																																																																						
Freq	Level	Line Margin	Level	Factor	Loss Factor	Factor																																																																								
MHz	dBuV/m	dBuV/m	dB	dBuV	dB/m	dB	dB	cm																																																																						
1 2388.49	41.26	54.00	-12.74	34.20	27.48	6.73	37.08	9.93	400	290 AVERAGE																																																																				
Limit	Read	Ant	Cable	Preamp	Aux	APos	TPos	Remark																																																																						
Freq	Level	Line Margin	Level	Factor	Loss Factor	Factor																																																																								
MHz	dBuV/m	dBuV/m	dB	dBuV	dB/m	dB	dB	cm																																																																						
1 2437.00	98.03	-----	-----	90.74	27.64	6.80	37.08	9.93	400	290 AVERAGE																																																																				



Mode	8																																														
	Band Edge - R																																														
	2400-2483.5_802.11n HT20_CH06_2437MHz																																														
ANT	1																																														
Pol.	Vertical	Fundamental																																													
Peak	<p>Site : 03CH13-HY Condition: PEAK_BE_74 3m HORN_91200_1326 VERTICAL : RBW:1000.000kHz VBW:3000.000kHz SWT:Auto</p> <table border="1"> <thead> <tr> <th>Limit</th> <th>Read</th> <th>Ant</th> <th>Cable</th> <th>Preamp</th> <th>Aux</th> <th>APos</th> <th>TPos</th> <th>Remark</th> </tr> <tr> <th>Freq</th> <th>Level</th> <th>Line</th> <th>Margin</th> <th>Level</th> <th>Factor</th> <th>Loss</th> <th>Factor</th> <th>Factor</th> </tr> <tr> <th>MHz</th> <th>dBuV/m</th> <th>dBuV/m</th> <th>dB</th> <th>dBuV</th> <th>dB/m</th> <th>dB</th> <th>dB</th> <th>dB</th> </tr> </thead> <tbody> <tr> <td>1 2490.87</td> <td>51.87</td> <td>74.00</td> <td>-22.13</td> <td>44.32</td> <td>27.81</td> <td>6.88</td> <td>37.07</td> <td>9.93</td> </tr> <tr> <td></td> <td></td> <td></td> <td></td> <td></td> <td></td> <td></td> <td></td> <td>400 290 PEAK</td> </tr> </tbody> </table>	Limit	Read	Ant	Cable	Preamp	Aux	APos	TPos	Remark	Freq	Level	Line	Margin	Level	Factor	Loss	Factor	Factor	MHz	dBuV/m	dBuV/m	dB	dBuV	dB/m	dB	dB	dB	1 2490.87	51.87	74.00	-22.13	44.32	27.81	6.88	37.07	9.93									400 290 PEAK	Blank
Limit	Read	Ant	Cable	Preamp	Aux	APos	TPos	Remark																																							
Freq	Level	Line	Margin	Level	Factor	Loss	Factor	Factor																																							
MHz	dBuV/m	dBuV/m	dB	dBuV	dB/m	dB	dB	dB																																							
1 2490.87	51.87	74.00	-22.13	44.32	27.81	6.88	37.07	9.93																																							
								400 290 PEAK																																							
Avg.	<p>Site : 03CH13-HY Condition: AVG_BE_54 3m HORN_91200_1326 VERTICAL : RBW:1000.000kHz VBW:0.300kHz SWT:Auto</p> <table border="1"> <thead> <tr> <th>Limit</th> <th>Read</th> <th>Ant</th> <th>Cable</th> <th>Preamp</th> <th>Aux</th> <th>APos</th> <th>TPos</th> <th>Remark</th> </tr> <tr> <th>Freq</th> <th>Level</th> <th>Line</th> <th>Margin</th> <th>Level</th> <th>Factor</th> <th>Loss</th> <th>Factor</th> <th>Factor</th> </tr> <tr> <th>MHz</th> <th>dBuV/m</th> <th>dBuV/m</th> <th>dB</th> <th>dBuV</th> <th>dB/m</th> <th>dB</th> <th>dB</th> <th>dB</th> </tr> </thead> <tbody> <tr> <td>1 2490.55</td> <td>40.95</td> <td>54.00</td> <td>-13.05</td> <td>33.31</td> <td>27.89</td> <td>6.89</td> <td>37.07</td> <td>9.93</td> </tr> <tr> <td></td> <td></td> <td></td> <td></td> <td></td> <td></td> <td></td> <td></td> <td>400 290 AVERAGE</td> </tr> </tbody> </table>	Limit	Read	Ant	Cable	Preamp	Aux	APos	TPos	Remark	Freq	Level	Line	Margin	Level	Factor	Loss	Factor	Factor	MHz	dBuV/m	dBuV/m	dB	dBuV	dB/m	dB	dB	dB	1 2490.55	40.95	54.00	-13.05	33.31	27.89	6.89	37.07	9.93									400 290 AVERAGE	Blank
Limit	Read	Ant	Cable	Preamp	Aux	APos	TPos	Remark																																							
Freq	Level	Line	Margin	Level	Factor	Loss	Factor	Factor																																							
MHz	dBuV/m	dBuV/m	dB	dBuV	dB/m	dB	dB	dB																																							
1 2490.55	40.95	54.00	-13.05	33.31	27.89	6.89	37.07	9.93																																							
								400 290 AVERAGE																																							



Mode	8																																																																																																																																																																																																																																																																															
	Harmonic																																																																																																																																																																																																																																																																															
	2400-2483.5_802.11n_HT20_CH06_2437MHz																																																																																																																																																																																																																																																																															
ANT	1																																																																																																																																																																																																																																																																															
Pol.	Horizontal	Vertical																																																																																																																																																																																																																																																																														
Peak Avg.	<p>Site : 03CH13-HY Condition: PEAK_74 3m HORN_91200_1326 HORIZONTAL</p> <table border="1"> <thead> <tr> <th></th> <th>Limit</th> <th>Read</th> <th>Ant</th> <th>Cable</th> <th>Preamp</th> <th>Aux</th> <th>APos</th> <th>TPos</th> <th>Remark</th> </tr> <tr> <th>Freq</th> <th>Level</th> <th>Line Margin</th> <th>Level</th> <th>Factor</th> <th>Loss Factor</th> <th>Factor</th> <th></th> <th></th> <th></th> </tr> <tr> <th>MHz</th> <th>dBuV/m</th> <th>dBuV/m</th> <th>dB</th> <th>dBuV</th> <th>dB/m</th> <th>dB</th> <th>dB</th> <th>dB</th> <th>cm</th> <th>deg</th> </tr> </thead> <tbody> <tr> <td>1</td> <td>2246.00</td> <td>62.38</td> <td>74.00</td> <td>-11.62</td> <td>55.71</td> <td>27.30</td> <td>6.54</td> <td>37.10</td> <td>9.93</td> <td>118</td> <td>21</td> <td>PEAK</td> </tr> <tr> <td>2</td> <td>2246.00</td> <td>42.61</td> <td>54.00</td> <td>-11.39</td> <td>35.94</td> <td>27.30</td> <td>6.54</td> <td>37.10</td> <td>9.93</td> <td>118</td> <td>21</td> <td>AVERAGE</td> </tr> <tr> <td>3</td> <td>3899.00</td> <td>56.51</td> <td>74.00</td> <td>-17.49</td> <td>73.81</td> <td>31.10</td> <td>9.42</td> <td>58.75</td> <td>0.93</td> <td>384</td> <td>88</td> <td>PEAK</td> </tr> <tr> <td>4</td> <td>3899.00</td> <td>51.10</td> <td>54.00</td> <td>-2.90</td> <td>68.40</td> <td>31.10</td> <td>9.42</td> <td>58.75</td> <td>0.93</td> <td>384</td> <td>88</td> <td>AVERAGE</td> </tr> <tr> <td>5</td> <td>4874.00</td> <td>60.08</td> <td>74.00</td> <td>-13.92</td> <td>74.18</td> <td>32.70</td> <td>9.77</td> <td>57.28</td> <td>0.71</td> <td>344</td> <td>147</td> <td>PEAK</td> </tr> <tr> <td>6</td> <td>4874.00</td> <td>49.42</td> <td>54.00</td> <td>-4.58</td> <td>63.52</td> <td>32.70</td> <td>9.77</td> <td>57.28</td> <td>0.71</td> <td>344</td> <td>147</td> <td>AVERAGE</td> </tr> <tr> <td>7</td> <td>7311.00</td> <td>52.44</td> <td>74.00</td> <td>-21.56</td> <td>59.27</td> <td>37.13</td> <td>12.75</td> <td>57.37</td> <td>0.66</td> <td>100</td> <td>223</td> <td>PEAK</td> </tr> <tr> <td>8</td> <td>7311.00</td> <td>39.05</td> <td>54.00</td> <td>-14.95</td> <td>45.88</td> <td>37.13</td> <td>12.75</td> <td>57.37</td> <td>0.66</td> <td>100</td> <td>223</td> <td>AVERAGE</td> </tr> </tbody> </table>		Limit	Read	Ant	Cable	Preamp	Aux	APos	TPos	Remark	Freq	Level	Line Margin	Level	Factor	Loss Factor	Factor				MHz	dBuV/m	dBuV/m	dB	dBuV	dB/m	dB	dB	dB	cm	deg	1	2246.00	62.38	74.00	-11.62	55.71	27.30	6.54	37.10	9.93	118	21	PEAK	2	2246.00	42.61	54.00	-11.39	35.94	27.30	6.54	37.10	9.93	118	21	AVERAGE	3	3899.00	56.51	74.00	-17.49	73.81	31.10	9.42	58.75	0.93	384	88	PEAK	4	3899.00	51.10	54.00	-2.90	68.40	31.10	9.42	58.75	0.93	384	88	AVERAGE	5	4874.00	60.08	74.00	-13.92	74.18	32.70	9.77	57.28	0.71	344	147	PEAK	6	4874.00	49.42	54.00	-4.58	63.52	32.70	9.77	57.28	0.71	344	147	AVERAGE	7	7311.00	52.44	74.00	-21.56	59.27	37.13	12.75	57.37	0.66	100	223	PEAK	8	7311.00	39.05	54.00	-14.95	45.88	37.13	12.75	57.37	0.66	100	223	AVERAGE	<p>Site : 03CH13-HY Condition: PEAK_74 3m HORN_91200_1326 VERTICAL</p> <table border="1"> <thead> <tr> <th></th> <th>Limit</th> <th>Read</th> <th>Ant</th> <th>Cable</th> <th>Preamp</th> <th>Aux</th> <th>APos</th> <th>TPos</th> <th>Remark</th> </tr> <tr> <th>Freq</th> <th>Level</th> <th>Line Margin</th> <th>Level</th> <th>Factor</th> <th>Loss Factor</th> <th>Factor</th> <th></th> <th></th> <th></th> </tr> <tr> <th>MHz</th> <th>dBuV/m</th> <th>dBuV/m</th> <th>dB</th> <th>dBuV</th> <th>dB/m</th> <th>dB</th> <th>dB</th> <th>dB</th> <th>cm</th> <th>deg</th> </tr> </thead> <tbody> <tr> <td>1</td> <td>2244.00</td> <td>62.63</td> <td>74.00</td> <td>-11.37</td> <td>55.96</td> <td>27.30</td> <td>6.54</td> <td>37.10</td> <td>9.93</td> <td>398</td> <td>202</td> <td>PEAK</td> </tr> <tr> <td>2</td> <td>2244.00</td> <td>42.39</td> <td>54.00</td> <td>-11.61</td> <td>35.72</td> <td>27.30</td> <td>6.54</td> <td>37.10</td> <td>9.93</td> <td>398</td> <td>202</td> <td>AVERAGE</td> </tr> <tr> <td>3</td> <td>3899.00</td> <td>52.19</td> <td>74.00</td> <td>-21.81</td> <td>69.49</td> <td>31.10</td> <td>9.42</td> <td>58.75</td> <td>0.93</td> <td>370</td> <td>338</td> <td>PEAK</td> </tr> <tr> <td>4</td> <td>3899.00</td> <td>47.16</td> <td>54.00</td> <td>-6.84</td> <td>64.46</td> <td>31.10</td> <td>9.42</td> <td>58.75</td> <td>0.93</td> <td>370</td> <td>338</td> <td>AVERAGE</td> </tr> <tr> <td>5</td> <td>4874.00</td> <td>62.11</td> <td>74.00</td> <td>-11.89</td> <td>76.21</td> <td>32.70</td> <td>9.77</td> <td>57.28</td> <td>0.71</td> <td>302</td> <td>216</td> <td>PEAK</td> </tr> <tr> <td>6</td> <td>4874.00</td> <td>51.51</td> <td>54.00</td> <td>-2.49</td> <td>65.61</td> <td>32.70</td> <td>9.77</td> <td>57.28</td> <td>0.71</td> <td>302</td> <td>216</td> <td>AVERAGE</td> </tr> <tr> <td>7</td> <td>7311.00</td> <td>54.83</td> <td>74.00</td> <td>-19.17</td> <td>61.66</td> <td>37.13</td> <td>12.75</td> <td>57.37</td> <td>0.66</td> <td>317</td> <td>189</td> <td>PEAK</td> </tr> <tr> <td>8</td> <td>7311.00</td> <td>42.22</td> <td>54.00</td> <td>-11.78</td> <td>49.05</td> <td>37.13</td> <td>12.75</td> <td>57.37</td> <td>0.66</td> <td>317</td> <td>189</td> <td>AVERAGE</td> </tr> </tbody> </table>		Limit	Read	Ant	Cable	Preamp	Aux	APos	TPos	Remark	Freq	Level	Line Margin	Level	Factor	Loss Factor	Factor				MHz	dBuV/m	dBuV/m	dB	dBuV	dB/m	dB	dB	dB	cm	deg	1	2244.00	62.63	74.00	-11.37	55.96	27.30	6.54	37.10	9.93	398	202	PEAK	2	2244.00	42.39	54.00	-11.61	35.72	27.30	6.54	37.10	9.93	398	202	AVERAGE	3	3899.00	52.19	74.00	-21.81	69.49	31.10	9.42	58.75	0.93	370	338	PEAK	4	3899.00	47.16	54.00	-6.84	64.46	31.10	9.42	58.75	0.93	370	338	AVERAGE	5	4874.00	62.11	74.00	-11.89	76.21	32.70	9.77	57.28	0.71	302	216	PEAK	6	4874.00	51.51	54.00	-2.49	65.61	32.70	9.77	57.28	0.71	302	216	AVERAGE	7	7311.00	54.83	74.00	-19.17	61.66	37.13	12.75	57.37	0.66	317	189	PEAK	8	7311.00	42.22	54.00	-11.78	49.05	37.13	12.75	57.37	0.66	317	189	AVERAGE
	Limit	Read	Ant	Cable	Preamp	Aux	APos	TPos	Remark																																																																																																																																																																																																																																																																							
Freq	Level	Line Margin	Level	Factor	Loss Factor	Factor																																																																																																																																																																																																																																																																										
MHz	dBuV/m	dBuV/m	dB	dBuV	dB/m	dB	dB	dB	cm	deg																																																																																																																																																																																																																																																																						
1	2246.00	62.38	74.00	-11.62	55.71	27.30	6.54	37.10	9.93	118	21	PEAK																																																																																																																																																																																																																																																																				
2	2246.00	42.61	54.00	-11.39	35.94	27.30	6.54	37.10	9.93	118	21	AVERAGE																																																																																																																																																																																																																																																																				
3	3899.00	56.51	74.00	-17.49	73.81	31.10	9.42	58.75	0.93	384	88	PEAK																																																																																																																																																																																																																																																																				
4	3899.00	51.10	54.00	-2.90	68.40	31.10	9.42	58.75	0.93	384	88	AVERAGE																																																																																																																																																																																																																																																																				
5	4874.00	60.08	74.00	-13.92	74.18	32.70	9.77	57.28	0.71	344	147	PEAK																																																																																																																																																																																																																																																																				
6	4874.00	49.42	54.00	-4.58	63.52	32.70	9.77	57.28	0.71	344	147	AVERAGE																																																																																																																																																																																																																																																																				
7	7311.00	52.44	74.00	-21.56	59.27	37.13	12.75	57.37	0.66	100	223	PEAK																																																																																																																																																																																																																																																																				
8	7311.00	39.05	54.00	-14.95	45.88	37.13	12.75	57.37	0.66	100	223	AVERAGE																																																																																																																																																																																																																																																																				
	Limit	Read	Ant	Cable	Preamp	Aux	APos	TPos	Remark																																																																																																																																																																																																																																																																							
Freq	Level	Line Margin	Level	Factor	Loss Factor	Factor																																																																																																																																																																																																																																																																										
MHz	dBuV/m	dBuV/m	dB	dBuV	dB/m	dB	dB	dB	cm	deg																																																																																																																																																																																																																																																																						
1	2244.00	62.63	74.00	-11.37	55.96	27.30	6.54	37.10	9.93	398	202	PEAK																																																																																																																																																																																																																																																																				
2	2244.00	42.39	54.00	-11.61	35.72	27.30	6.54	37.10	9.93	398	202	AVERAGE																																																																																																																																																																																																																																																																				
3	3899.00	52.19	74.00	-21.81	69.49	31.10	9.42	58.75	0.93	370	338	PEAK																																																																																																																																																																																																																																																																				
4	3899.00	47.16	54.00	-6.84	64.46	31.10	9.42	58.75	0.93	370	338	AVERAGE																																																																																																																																																																																																																																																																				
5	4874.00	62.11	74.00	-11.89	76.21	32.70	9.77	57.28	0.71	302	216	PEAK																																																																																																																																																																																																																																																																				
6	4874.00	51.51	54.00	-2.49	65.61	32.70	9.77	57.28	0.71	302	216	AVERAGE																																																																																																																																																																																																																																																																				
7	7311.00	54.83	74.00	-19.17	61.66	37.13	12.75	57.37	0.66	317	189	PEAK																																																																																																																																																																																																																																																																				
8	7311.00	42.22	54.00	-11.78	49.05	37.13	12.75	57.37	0.66	317	189	AVERAGE																																																																																																																																																																																																																																																																				

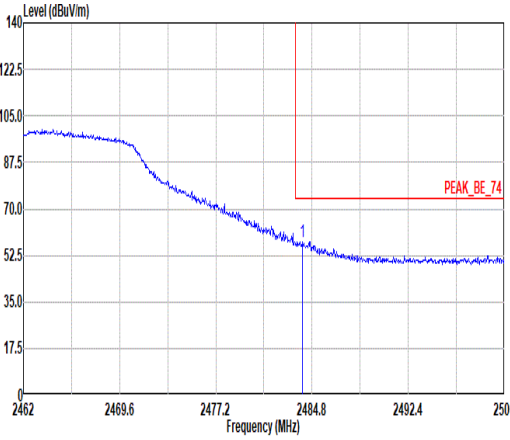
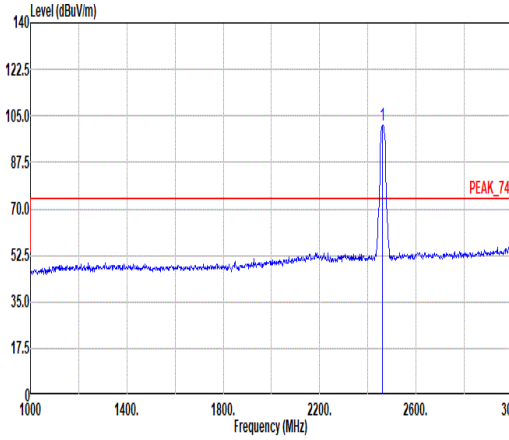
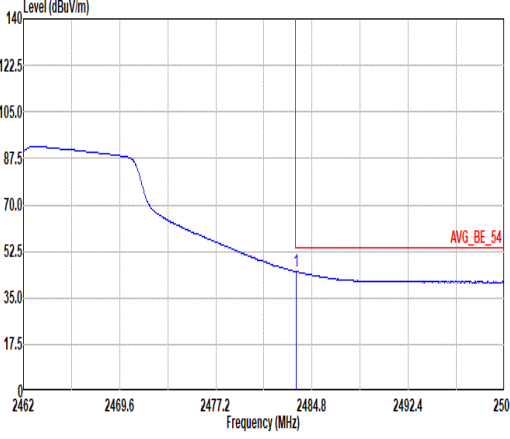
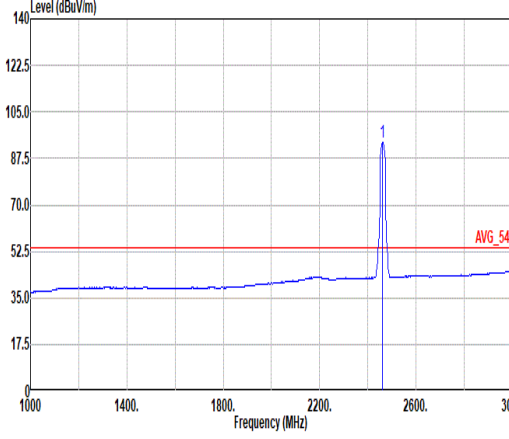


Mode	8	
	Harmonic	
	2400-2483.5_802.11n HT20_CH06_2437MHz	
ANT	1	
Pol.	Horizontal	Vertical
14.47G ~14.5G Avg.	<p>Site : 03CH13-HY Condition: AVG_54 3m HORN_91200_1326 HORIZONTAL</p>	<p>Site : 03CH13-HY Condition: AVG_54 3m HORN_91200_1326 VERTICAL</p>
	17.7G ~18G Avg.	<p>Site : 03CH13-HY Condition: AVG_54 3m HORN_91200_1326 HORIZONTAL</p>



Mode	9																																																																																			
	Band Edge																																																																																			
	2400-2483.5_802.11n HT20_CH11_2462MHz																																																																																			
ANT	1																																																																																			
Pol.	Horizontal	Fundamental																																																																																		
Peak	<p>Site : 03CH13-HY Condition: PEAK_BE_74 3m HORN_91200_1326 HORIZONTAL : RBW:1000.000kHz VBW:3000.000kHz SMT:Auto</p> <table border="1"> <thead> <tr> <th>Limit</th> <th>Read</th> <th>Ant</th> <th>Cable</th> <th>Preamp</th> <th>Aux</th> <th>APos</th> <th>TPos</th> <th>Remark</th> </tr> <tr> <th>Freq</th> <th>Level</th> <th>Line Margin</th> <th>Level Factor</th> <th>Loss Factor</th> <th>Factor</th> <th>Factor</th> <th>Factor</th> <th></th> </tr> <tr> <th>MHz</th> <th>dBuV/m</th> <th>dBuV/m</th> <th>dB</th> <th>dBuV</th> <th>dB/m</th> <th>dB</th> <th>dB</th> <th>cm</th> <th>deg</th> </tr> </thead> <tbody> <tr> <td>1</td> <td>2483.96</td> <td>61.27</td> <td>74.00</td> <td>-12.73</td> <td>53.74</td> <td>27.80</td> <td>6.87</td> <td>37.07</td> <td>9.93</td> <td>124</td> <td>35</td> <td>PEAK</td> </tr> </tbody> </table>	Limit	Read	Ant	Cable	Preamp	Aux	APos	TPos	Remark	Freq	Level	Line Margin	Level Factor	Loss Factor	Factor	Factor	Factor		MHz	dBuV/m	dBuV/m	dB	dBuV	dB/m	dB	dB	cm	deg	1	2483.96	61.27	74.00	-12.73	53.74	27.80	6.87	37.07	9.93	124	35	PEAK	<p>Site : 03CH13-HY Condition: PEAK_74 3m HORN_91200_1326 HORIZONTAL : RBW:1000.000kHz VBW:3000.000kHz SMT:Auto</p> <table border="1"> <thead> <tr> <th>Limit</th> <th>Read</th> <th>Ant</th> <th>Cable</th> <th>Preamp</th> <th>Aux</th> <th>APos</th> <th>TPos</th> <th>Remark</th> </tr> <tr> <th>Freq</th> <th>Level</th> <th>Line Margin</th> <th>Level Factor</th> <th>Loss Factor</th> <th>Factor</th> <th>Factor</th> <th>Factor</th> <th></th> </tr> <tr> <th>MHz</th> <th>dBuV/m</th> <th>dBuV/m</th> <th>dB</th> <th>dBuV</th> <th>dB/m</th> <th>dB</th> <th>dB</th> <th>cm</th> <th>deg</th> </tr> </thead> <tbody> <tr> <td>1</td> <td>2462.00</td> <td>101.72</td> <td>-----</td> <td>-----</td> <td>94.33</td> <td>27.70</td> <td>6.83</td> <td>37.07</td> <td>9.93</td> <td>124</td> <td>35</td> <td>PEAK</td> </tr> </tbody> </table>	Limit	Read	Ant	Cable	Preamp	Aux	APos	TPos	Remark	Freq	Level	Line Margin	Level Factor	Loss Factor	Factor	Factor	Factor		MHz	dBuV/m	dBuV/m	dB	dBuV	dB/m	dB	dB	cm	deg	1	2462.00	101.72	-----	-----	94.33	27.70	6.83	37.07	9.93	124	35	PEAK
Limit	Read	Ant	Cable	Preamp	Aux	APos	TPos	Remark																																																																												
Freq	Level	Line Margin	Level Factor	Loss Factor	Factor	Factor	Factor																																																																													
MHz	dBuV/m	dBuV/m	dB	dBuV	dB/m	dB	dB	cm	deg																																																																											
1	2483.96	61.27	74.00	-12.73	53.74	27.80	6.87	37.07	9.93	124	35	PEAK																																																																								
Limit	Read	Ant	Cable	Preamp	Aux	APos	TPos	Remark																																																																												
Freq	Level	Line Margin	Level Factor	Loss Factor	Factor	Factor	Factor																																																																													
MHz	dBuV/m	dBuV/m	dB	dBuV	dB/m	dB	dB	cm	deg																																																																											
1	2462.00	101.72	-----	-----	94.33	27.70	6.83	37.07	9.93	124	35	PEAK																																																																								
Avg.	<p>Site : 03CH13-HY Condition: AVG_BE_54 3m HORN_91200_1326 HORIZONTAL : RBW:1000.000kHz VBW:0.300kHz SMT:Auto</p> <table border="1"> <thead> <tr> <th>Limit</th> <th>Read</th> <th>Ant</th> <th>Cable</th> <th>Preamp</th> <th>Aux</th> <th>APos</th> <th>TPos</th> <th>Remark</th> </tr> <tr> <th>Freq</th> <th>Level</th> <th>Line Margin</th> <th>Level Factor</th> <th>Loss Factor</th> <th>Factor</th> <th>Factor</th> <th>Factor</th> <th></th> </tr> <tr> <th>MHz</th> <th>dBuV/m</th> <th>dBuV/m</th> <th>dB</th> <th>dBuV</th> <th>dB/m</th> <th>dB</th> <th>dB</th> <th>cm</th> <th>deg</th> </tr> </thead> <tbody> <tr> <td>1</td> <td>2483.58</td> <td>46.24</td> <td>54.00</td> <td>-7.76</td> <td>38.71</td> <td>27.80</td> <td>6.87</td> <td>37.07</td> <td>9.93</td> <td>124</td> <td>35</td> <td>AVERAGE</td> </tr> </tbody> </table>	Limit	Read	Ant	Cable	Preamp	Aux	APos	TPos	Remark	Freq	Level	Line Margin	Level Factor	Loss Factor	Factor	Factor	Factor		MHz	dBuV/m	dBuV/m	dB	dBuV	dB/m	dB	dB	cm	deg	1	2483.58	46.24	54.00	-7.76	38.71	27.80	6.87	37.07	9.93	124	35	AVERAGE	<p>Site : 03CH13-HY Condition: AVG_54 3m HORN_91200_1326 HORIZONTAL : RBW:1000.000kHz VBW:0.300kHz SMT:Auto</p> <table border="1"> <thead> <tr> <th>Limit</th> <th>Read</th> <th>Ant</th> <th>Cable</th> <th>Preamp</th> <th>Aux</th> <th>APos</th> <th>TPos</th> <th>Remark</th> </tr> <tr> <th>Freq</th> <th>Level</th> <th>Line Margin</th> <th>Level Factor</th> <th>Loss Factor</th> <th>Factor</th> <th>Factor</th> <th>Factor</th> <th></th> </tr> <tr> <th>MHz</th> <th>dBuV/m</th> <th>dBuV/m</th> <th>dB</th> <th>dBuV</th> <th>dB/m</th> <th>dB</th> <th>dB</th> <th>cm</th> <th>deg</th> </tr> </thead> <tbody> <tr> <td>1</td> <td>2462.00</td> <td>93.92</td> <td>-----</td> <td>-----</td> <td>86.52</td> <td>27.70</td> <td>6.84</td> <td>37.07</td> <td>9.93</td> <td>124</td> <td>35</td> <td>AVERAGE</td> </tr> </tbody> </table>	Limit	Read	Ant	Cable	Preamp	Aux	APos	TPos	Remark	Freq	Level	Line Margin	Level Factor	Loss Factor	Factor	Factor	Factor		MHz	dBuV/m	dBuV/m	dB	dBuV	dB/m	dB	dB	cm	deg	1	2462.00	93.92	-----	-----	86.52	27.70	6.84	37.07	9.93	124	35	AVERAGE
Limit	Read	Ant	Cable	Preamp	Aux	APos	TPos	Remark																																																																												
Freq	Level	Line Margin	Level Factor	Loss Factor	Factor	Factor	Factor																																																																													
MHz	dBuV/m	dBuV/m	dB	dBuV	dB/m	dB	dB	cm	deg																																																																											
1	2483.58	46.24	54.00	-7.76	38.71	27.80	6.87	37.07	9.93	124	35	AVERAGE																																																																								
Limit	Read	Ant	Cable	Preamp	Aux	APos	TPos	Remark																																																																												
Freq	Level	Line Margin	Level Factor	Loss Factor	Factor	Factor	Factor																																																																													
MHz	dBuV/m	dBuV/m	dB	dBuV	dB/m	dB	dB	cm	deg																																																																											
1	2462.00	93.92	-----	-----	86.52	27.70	6.84	37.07	9.93	124	35	AVERAGE																																																																								



Mode	9																																																																																			
	Band Edge																																																																																			
	2400-2483.5_802.11n HT20_CH11_2462MHz																																																																																			
ANT	1																																																																																			
Pol.	Vertical	Fundamental																																																																																		
Peak	 <p>Level (dBuV/m) vs Frequency (MHz) showing a peak at 2484.8 MHz labeled PEAK_BE_74.</p> <p>Site : 03CH13-HY Condition: PEAK_BE_74 3m HORN_91200_1326 VERTICAL : RBW:1000.000kHz VBW:3000.000kHz SWT:Auto</p> <table border="1"> <thead> <tr> <th>Limit</th> <th>Read</th> <th>Ant</th> <th>Cable</th> <th>Preamp</th> <th>Aux</th> <th>APos</th> <th>TPos</th> <th>Remark</th> </tr> <tr> <th>Freq</th> <th>Level</th> <th>Line Margin</th> <th>Level Factor</th> <th>Loss Factor</th> <th>Factor</th> <th>Factor</th> <th>Factor</th> <th></th> </tr> <tr> <th>MHz</th> <th>dBuV/m</th> <th>dBuV/m</th> <th>dB</th> <th>dBuV</th> <th>dB/m</th> <th>dB</th> <th>dB</th> <th>cm</th> <th>deg</th> </tr> </thead> <tbody> <tr> <td>1</td> <td>2484.04</td> <td>57.48</td> <td>74.00</td> <td>-16.52</td> <td>49.95</td> <td>27.80</td> <td>6.87</td> <td>37.07</td> <td>9.93</td> <td>383</td> <td>301</td> <td>PEAK</td> </tr> </tbody> </table>	Limit	Read	Ant	Cable	Preamp	Aux	APos	TPos	Remark	Freq	Level	Line Margin	Level Factor	Loss Factor	Factor	Factor	Factor		MHz	dBuV/m	dBuV/m	dB	dBuV	dB/m	dB	dB	cm	deg	1	2484.04	57.48	74.00	-16.52	49.95	27.80	6.87	37.07	9.93	383	301	PEAK	 <p>Level (dBuV/m) vs Frequency (MHz) showing a peak at 2462.00 MHz labeled PEAK_74.</p> <p>Site : 03CH13-HY Condition: PEAK_74 3m HORN_91200_1326 VERTICAL : RBW:1000.000kHz VBW:3000.000kHz SWT:Auto</p> <table border="1"> <thead> <tr> <th>Limit</th> <th>Read</th> <th>Ant</th> <th>Cable</th> <th>Preamp</th> <th>Aux</th> <th>APos</th> <th>TPos</th> <th>Remark</th> </tr> <tr> <th>Freq</th> <th>Level</th> <th>Line Margin</th> <th>Level Factor</th> <th>Loss Factor</th> <th>Factor</th> <th>Factor</th> <th>Factor</th> <th></th> </tr> <tr> <th>MHz</th> <th>dBuV/m</th> <th>dBuV/m</th> <th>dB</th> <th>dBuV</th> <th>dB/m</th> <th>dB</th> <th>dB</th> <th>cm</th> <th>deg</th> </tr> </thead> <tbody> <tr> <td>1</td> <td>2462.00</td> <td>101.53</td> <td>-----</td> <td>-----</td> <td>94.13</td> <td>27.70</td> <td>6.84</td> <td>37.07</td> <td>9.93</td> <td>383</td> <td>301</td> <td>PEAK</td> </tr> </tbody> </table>	Limit	Read	Ant	Cable	Preamp	Aux	APos	TPos	Remark	Freq	Level	Line Margin	Level Factor	Loss Factor	Factor	Factor	Factor		MHz	dBuV/m	dBuV/m	dB	dBuV	dB/m	dB	dB	cm	deg	1	2462.00	101.53	-----	-----	94.13	27.70	6.84	37.07	9.93	383	301	PEAK
Limit	Read	Ant	Cable	Preamp	Aux	APos	TPos	Remark																																																																												
Freq	Level	Line Margin	Level Factor	Loss Factor	Factor	Factor	Factor																																																																													
MHz	dBuV/m	dBuV/m	dB	dBuV	dB/m	dB	dB	cm	deg																																																																											
1	2484.04	57.48	74.00	-16.52	49.95	27.80	6.87	37.07	9.93	383	301	PEAK																																																																								
Limit	Read	Ant	Cable	Preamp	Aux	APos	TPos	Remark																																																																												
Freq	Level	Line Margin	Level Factor	Loss Factor	Factor	Factor	Factor																																																																													
MHz	dBuV/m	dBuV/m	dB	dBuV	dB/m	dB	dB	cm	deg																																																																											
1	2462.00	101.53	-----	-----	94.13	27.70	6.84	37.07	9.93	383	301	PEAK																																																																								
Avg.	 <p>Level (dBuV/m) vs Frequency (MHz) showing an average level at 2483.55 MHz labeled AVG_BE_54.</p> <p>Site : 03CH13-HY Condition: AVG_BE_54 3m HORN_91200_1326 VERTICAL : RBW:1000.000kHz VBW:0.300kHz SWT:Auto</p> <table border="1"> <thead> <tr> <th>Limit</th> <th>Read</th> <th>Ant</th> <th>Cable</th> <th>Preamp</th> <th>Aux</th> <th>APos</th> <th>TPos</th> <th>Remark</th> </tr> <tr> <th>Freq</th> <th>Level</th> <th>Line Margin</th> <th>Level Factor</th> <th>Loss Factor</th> <th>Factor</th> <th>Factor</th> <th>Factor</th> <th></th> </tr> <tr> <th>MHz</th> <th>dBuV/m</th> <th>dBuV/m</th> <th>dB</th> <th>dBuV</th> <th>dB/m</th> <th>dB</th> <th>dB</th> <th>cm</th> <th>deg</th> </tr> </thead> <tbody> <tr> <td>1</td> <td>2483.55</td> <td>45.02</td> <td>54.00</td> <td>-8.98</td> <td>37.49</td> <td>27.80</td> <td>6.87</td> <td>37.07</td> <td>9.93</td> <td>383</td> <td>301</td> <td>AVERAGE</td> </tr> </tbody> </table>	Limit	Read	Ant	Cable	Preamp	Aux	APos	TPos	Remark	Freq	Level	Line Margin	Level Factor	Loss Factor	Factor	Factor	Factor		MHz	dBuV/m	dBuV/m	dB	dBuV	dB/m	dB	dB	cm	deg	1	2483.55	45.02	54.00	-8.98	37.49	27.80	6.87	37.07	9.93	383	301	AVERAGE	 <p>Level (dBuV/m) vs Frequency (MHz) showing an average level at 2462.00 MHz labeled AVG_54.</p> <p>Site : 03CH13-HY Condition: AVG_54 3m HORN_91200_1326 VERTICAL : RBW:1000.000kHz VBW:0.300kHz SWT:Auto</p> <table border="1"> <thead> <tr> <th>Limit</th> <th>Read</th> <th>Ant</th> <th>Cable</th> <th>Preamp</th> <th>Aux</th> <th>APos</th> <th>TPos</th> <th>Remark</th> </tr> <tr> <th>Freq</th> <th>Level</th> <th>Line Margin</th> <th>Level Factor</th> <th>Loss Factor</th> <th>Factor</th> <th>Factor</th> <th>Factor</th> <th></th> </tr> <tr> <th>MHz</th> <th>dBuV/m</th> <th>dBuV/m</th> <th>dB</th> <th>dBuV</th> <th>dB/m</th> <th>dB</th> <th>dB</th> <th>cm</th> <th>deg</th> </tr> </thead> <tbody> <tr> <td>1</td> <td>2462.00</td> <td>93.53</td> <td>-----</td> <td>-----</td> <td>86.14</td> <td>27.70</td> <td>6.83</td> <td>37.07</td> <td>9.93</td> <td>383</td> <td>301</td> <td>AVERAGE</td> </tr> </tbody> </table>	Limit	Read	Ant	Cable	Preamp	Aux	APos	TPos	Remark	Freq	Level	Line Margin	Level Factor	Loss Factor	Factor	Factor	Factor		MHz	dBuV/m	dBuV/m	dB	dBuV	dB/m	dB	dB	cm	deg	1	2462.00	93.53	-----	-----	86.14	27.70	6.83	37.07	9.93	383	301	AVERAGE
Limit	Read	Ant	Cable	Preamp	Aux	APos	TPos	Remark																																																																												
Freq	Level	Line Margin	Level Factor	Loss Factor	Factor	Factor	Factor																																																																													
MHz	dBuV/m	dBuV/m	dB	dBuV	dB/m	dB	dB	cm	deg																																																																											
1	2483.55	45.02	54.00	-8.98	37.49	27.80	6.87	37.07	9.93	383	301	AVERAGE																																																																								
Limit	Read	Ant	Cable	Preamp	Aux	APos	TPos	Remark																																																																												
Freq	Level	Line Margin	Level Factor	Loss Factor	Factor	Factor	Factor																																																																													
MHz	dBuV/m	dBuV/m	dB	dBuV	dB/m	dB	dB	cm	deg																																																																											
1	2462.00	93.53	-----	-----	86.14	27.70	6.83	37.07	9.93	383	301	AVERAGE																																																																								



Mode	9																																																																																																																																																																																																																																											
	Harmonic																																																																																																																																																																																																																																											
	2400-2483.5_802.11n_HT20_CH11_2462MHz																																																																																																																																																																																																																																											
ANT	1																																																																																																																																																																																																																																											
Pol.	Horizontal	Vertical																																																																																																																																																																																																																																										
Peak Avg.	<p>Site : 03CH13-HY Condition: PEAK_74 3m HORN_91280_1326 HORIZONTAL</p> <table border="1"> <thead> <tr> <th>Peak</th> <th>Freq</th> <th>Level</th> <th>Limit</th> <th>Line Margin</th> <th>Read Level</th> <th>Ant Level Factor</th> <th>Cable Loss</th> <th>Preamp Factor</th> <th>Aux Factor</th> <th>APos</th> <th>TPos</th> <th>Remark</th> </tr> <tr> <th></th> <th>MHz</th> <th>dBuV/m</th> <th>dBuV/m</th> <th>dB</th> <th>dBuV</th> <th>dB/m</th> <th>dB</th> <th>dB</th> <th>dB</th> <th>cm</th> <th>deg</th> <th></th> </tr> </thead> <tbody> <tr> <td>1</td> <td>2238.00</td> <td>63.22</td> <td>74.00</td> <td>-10.78</td> <td>56.56</td> <td>27.30</td> <td>6.53</td> <td>37.10</td> <td>9.93</td> <td>166</td> <td></td> <td>24 PEAK</td> </tr> <tr> <td>2</td> <td>2238.00</td> <td>42.64</td> <td>54.00</td> <td>-11.36</td> <td>35.98</td> <td>27.30</td> <td>6.53</td> <td>37.10</td> <td>9.93</td> <td>166</td> <td></td> <td>24 AVERAGE</td> </tr> <tr> <td>3</td> <td>3939.00</td> <td>57.08</td> <td>74.00</td> <td>-16.92</td> <td>74.46</td> <td>31.02</td> <td>9.49</td> <td>58.81</td> <td>0.92</td> <td>377</td> <td></td> <td>104 PEAK</td> </tr> <tr> <td>4</td> <td>3939.00</td> <td>49.29</td> <td>54.00</td> <td>-4.71</td> <td>66.67</td> <td>31.02</td> <td>9.49</td> <td>58.81</td> <td>0.92</td> <td>377</td> <td></td> <td>104 AVERAGE</td> </tr> <tr> <td>5</td> <td>4924.00</td> <td>60.70</td> <td>74.00</td> <td>-13.30</td> <td>74.14</td> <td>32.94</td> <td>10.08</td> <td>57.17</td> <td>0.71</td> <td>336</td> <td></td> <td>146 PEAK</td> </tr> <tr> <td>6</td> <td>4924.00</td> <td>49.17</td> <td>54.00</td> <td>-4.83</td> <td>62.61</td> <td>32.94</td> <td>10.08</td> <td>57.17</td> <td>0.71</td> <td>336</td> <td></td> <td>146 AVERAGE</td> </tr> <tr> <td>7</td> <td>7386.00</td> <td>46.14</td> <td>74.00</td> <td>-27.86</td> <td>53.51</td> <td>36.68</td> <td>12.80</td> <td>57.52</td> <td>0.67</td> <td>--</td> <td></td> <td>-- PEAK</td> </tr> </tbody> </table>	Peak	Freq	Level	Limit	Line Margin	Read Level	Ant Level Factor	Cable Loss	Preamp Factor	Aux Factor	APos	TPos	Remark		MHz	dBuV/m	dBuV/m	dB	dBuV	dB/m	dB	dB	dB	cm	deg		1	2238.00	63.22	74.00	-10.78	56.56	27.30	6.53	37.10	9.93	166		24 PEAK	2	2238.00	42.64	54.00	-11.36	35.98	27.30	6.53	37.10	9.93	166		24 AVERAGE	3	3939.00	57.08	74.00	-16.92	74.46	31.02	9.49	58.81	0.92	377		104 PEAK	4	3939.00	49.29	54.00	-4.71	66.67	31.02	9.49	58.81	0.92	377		104 AVERAGE	5	4924.00	60.70	74.00	-13.30	74.14	32.94	10.08	57.17	0.71	336		146 PEAK	6	4924.00	49.17	54.00	-4.83	62.61	32.94	10.08	57.17	0.71	336		146 AVERAGE	7	7386.00	46.14	74.00	-27.86	53.51	36.68	12.80	57.52	0.67	--		-- PEAK	<p>Site : 03CH13-HY Condition: PEAK_74 3m HORN_91280_1326 VERTICAL</p> <table border="1"> <thead> <tr> <th>Peak</th> <th>Freq</th> <th>Level</th> <th>Limit</th> <th>Line Margin</th> <th>Read Level</th> <th>Ant Level Factor</th> <th>Cable Loss</th> <th>Preamp Factor</th> <th>Aux Factor</th> <th>APos</th> <th>TPos</th> <th>Remark</th> </tr> <tr> <th></th> <th>MHz</th> <th>dBuV/m</th> <th>dBuV/m</th> <th>dB</th> <th>dBuV</th> <th>dB/m</th> <th>dB</th> <th>dB</th> <th>dB</th> <th>cm</th> <th>deg</th> <th></th> </tr> </thead> <tbody> <tr> <td>1</td> <td>2258.00</td> <td>57.64</td> <td>74.00</td> <td>-16.36</td> <td>51.03</td> <td>27.22</td> <td>6.56</td> <td>37.10</td> <td>9.93</td> <td>183</td> <td></td> <td>61 PEAK</td> </tr> <tr> <td>2</td> <td>2258.00</td> <td>41.07</td> <td>54.00</td> <td>-12.93</td> <td>34.46</td> <td>27.22</td> <td>6.56</td> <td>37.10</td> <td>9.93</td> <td>183</td> <td></td> <td>61 AVERAGE</td> </tr> <tr> <td>3</td> <td>3939.00</td> <td>52.07</td> <td>74.00</td> <td>-21.93</td> <td>69.45</td> <td>31.02</td> <td>9.49</td> <td>58.81</td> <td>0.92</td> <td>325</td> <td></td> <td>257 PEAK</td> </tr> <tr> <td>4</td> <td>3939.00</td> <td>43.70</td> <td>54.00</td> <td>-10.30</td> <td>61.08</td> <td>31.02</td> <td>9.49</td> <td>58.81</td> <td>0.92</td> <td>325</td> <td></td> <td>257 AVERAGE</td> </tr> <tr> <td>5</td> <td>4924.00</td> <td>61.81</td> <td>74.00</td> <td>-12.19</td> <td>75.25</td> <td>32.94</td> <td>10.08</td> <td>57.17</td> <td>0.71</td> <td>316</td> <td></td> <td>216 PEAK</td> </tr> <tr> <td>6</td> <td>4924.00</td> <td>51.13</td> <td>54.00</td> <td>-2.87</td> <td>64.57</td> <td>32.94</td> <td>10.08</td> <td>57.17</td> <td>0.71</td> <td>316</td> <td></td> <td>216 AVERAGE</td> </tr> <tr> <td>7</td> <td>7386.00</td> <td>46.25</td> <td>74.00</td> <td>-27.75</td> <td>53.62</td> <td>36.68</td> <td>12.80</td> <td>57.52</td> <td>0.67</td> <td>--</td> <td></td> <td>-- PEAK</td> </tr> </tbody> </table>	Peak	Freq	Level	Limit	Line Margin	Read Level	Ant Level Factor	Cable Loss	Preamp Factor	Aux Factor	APos	TPos	Remark		MHz	dBuV/m	dBuV/m	dB	dBuV	dB/m	dB	dB	dB	cm	deg		1	2258.00	57.64	74.00	-16.36	51.03	27.22	6.56	37.10	9.93	183		61 PEAK	2	2258.00	41.07	54.00	-12.93	34.46	27.22	6.56	37.10	9.93	183		61 AVERAGE	3	3939.00	52.07	74.00	-21.93	69.45	31.02	9.49	58.81	0.92	325		257 PEAK	4	3939.00	43.70	54.00	-10.30	61.08	31.02	9.49	58.81	0.92	325		257 AVERAGE	5	4924.00	61.81	74.00	-12.19	75.25	32.94	10.08	57.17	0.71	316		216 PEAK	6	4924.00	51.13	54.00	-2.87	64.57	32.94	10.08	57.17	0.71	316		216 AVERAGE	7	7386.00	46.25	74.00	-27.75	53.62	36.68	12.80	57.52	0.67	--		-- PEAK
Peak	Freq	Level	Limit	Line Margin	Read Level	Ant Level Factor	Cable Loss	Preamp Factor	Aux Factor	APos	TPos	Remark																																																																																																																																																																																																																																
	MHz	dBuV/m	dBuV/m	dB	dBuV	dB/m	dB	dB	dB	cm	deg																																																																																																																																																																																																																																	
1	2238.00	63.22	74.00	-10.78	56.56	27.30	6.53	37.10	9.93	166		24 PEAK																																																																																																																																																																																																																																
2	2238.00	42.64	54.00	-11.36	35.98	27.30	6.53	37.10	9.93	166		24 AVERAGE																																																																																																																																																																																																																																
3	3939.00	57.08	74.00	-16.92	74.46	31.02	9.49	58.81	0.92	377		104 PEAK																																																																																																																																																																																																																																
4	3939.00	49.29	54.00	-4.71	66.67	31.02	9.49	58.81	0.92	377		104 AVERAGE																																																																																																																																																																																																																																
5	4924.00	60.70	74.00	-13.30	74.14	32.94	10.08	57.17	0.71	336		146 PEAK																																																																																																																																																																																																																																
6	4924.00	49.17	54.00	-4.83	62.61	32.94	10.08	57.17	0.71	336		146 AVERAGE																																																																																																																																																																																																																																
7	7386.00	46.14	74.00	-27.86	53.51	36.68	12.80	57.52	0.67	--		-- PEAK																																																																																																																																																																																																																																
Peak	Freq	Level	Limit	Line Margin	Read Level	Ant Level Factor	Cable Loss	Preamp Factor	Aux Factor	APos	TPos	Remark																																																																																																																																																																																																																																
	MHz	dBuV/m	dBuV/m	dB	dBuV	dB/m	dB	dB	dB	cm	deg																																																																																																																																																																																																																																	
1	2258.00	57.64	74.00	-16.36	51.03	27.22	6.56	37.10	9.93	183		61 PEAK																																																																																																																																																																																																																																
2	2258.00	41.07	54.00	-12.93	34.46	27.22	6.56	37.10	9.93	183		61 AVERAGE																																																																																																																																																																																																																																
3	3939.00	52.07	74.00	-21.93	69.45	31.02	9.49	58.81	0.92	325		257 PEAK																																																																																																																																																																																																																																
4	3939.00	43.70	54.00	-10.30	61.08	31.02	9.49	58.81	0.92	325		257 AVERAGE																																																																																																																																																																																																																																
5	4924.00	61.81	74.00	-12.19	75.25	32.94	10.08	57.17	0.71	316		216 PEAK																																																																																																																																																																																																																																
6	4924.00	51.13	54.00	-2.87	64.57	32.94	10.08	57.17	0.71	316		216 AVERAGE																																																																																																																																																																																																																																
7	7386.00	46.25	74.00	-27.75	53.62	36.68	12.80	57.52	0.67	--		-- PEAK																																																																																																																																																																																																																																



Mode	9	
	Harmonic	
	2400-2483.5_802.11n HT20_CH11_2462MHz	
ANT	1	
Pol.	Horizontal	Vertical
14.47G ~14.5G Avg.	<p>Site : 03CH13-HY Condition: AVG_54 3m HORN_91200_1326 HORIZONTAL</p>	<p>Site : 03CH13-HY Condition: AVG_54 3m HORN_91200_1326 VERTICAL</p>
	17.7G ~18G Avg.	<p>Site : 03CH13-HY Condition: AVG_54 3m HORN_91200_1326 HORIZONTAL</p>



Mode	10																																																																																	
	Band Edge - L																																																																																	
	2400-2483.5_802.11n HT40_CH03_2422MHz																																																																																	
ANT	1																																																																																	
Pol.	Horizontal	Fundamental																																																																																
Peak	<p>Site : 03CH13-HY Condition: PEAK_BE_74 3m HORN_91200_1326 HORIZONTAL : RBW:1000.000kHz VBW:3000.000kHz SWT:Auto</p> <table border="1"> <thead> <tr> <th>Limit</th> <th>Read</th> <th>Ant</th> <th>Cable</th> <th>Preamp</th> <th>Aux</th> <th>APos</th> <th>TPos</th> <th>Remark</th> </tr> <tr> <th>Freq</th> <th>Level</th> <th>Line Margin</th> <th>Level Factor</th> <th>Loss Factor</th> <th>Loss Factor</th> <th>Factor</th> <th></th> <th></th> </tr> <tr> <th>MHz</th> <th>dBuV/m</th> <th>dBuV/m</th> <th>dB</th> <th>dBuV</th> <th>dB/m</th> <th>dB</th> <th>dB</th> <th>cm</th> <th>deg</th> </tr> </thead> <tbody> <tr> <td>1</td> <td>2389.52</td> <td>65.51</td> <td>74.00</td> <td>-8.49</td> <td>58.42</td> <td>27.50</td> <td>6.74</td> <td>37.08</td> <td>9.93</td> <td>119</td> <td>17 PEAK</td> </tr> </tbody> </table>	Limit	Read	Ant	Cable	Preamp	Aux	APos	TPos	Remark	Freq	Level	Line Margin	Level Factor	Loss Factor	Loss Factor	Factor			MHz	dBuV/m	dBuV/m	dB	dBuV	dB/m	dB	dB	cm	deg	1	2389.52	65.51	74.00	-8.49	58.42	27.50	6.74	37.08	9.93	119	17 PEAK	<p>Site : 03CH13-HY Condition: PEAK_74 3m HORN_91200_1326 HORIZONTAL : RBW:1000.000kHz VBW:3000.000kHz SWT:Auto</p> <table border="1"> <thead> <tr> <th>Limit</th> <th>Read</th> <th>Ant</th> <th>Cable</th> <th>Preamp</th> <th>Aux</th> <th>APos</th> <th>TPos</th> <th>Remark</th> </tr> <tr> <th>Freq</th> <th>Level</th> <th>Line Margin</th> <th>Level Factor</th> <th>Loss Factor</th> <th>Loss Factor</th> <th>Factor</th> <th></th> <th></th> </tr> <tr> <th>MHz</th> <th>dBuV/m</th> <th>dBuV/m</th> <th>dB</th> <th>dBuV</th> <th>dB/m</th> <th>dB</th> <th>dB</th> <th>cm</th> <th>deg</th> </tr> </thead> <tbody> <tr> <td>1</td> <td>2422.00</td> <td>100.44</td> <td>-----</td> <td>-----</td> <td>93.21</td> <td>27.60</td> <td>6.78</td> <td>37.08</td> <td>9.93</td> <td>119</td> <td>17 PEAK</td> </tr> </tbody> </table>	Limit	Read	Ant	Cable	Preamp	Aux	APos	TPos	Remark	Freq	Level	Line Margin	Level Factor	Loss Factor	Loss Factor	Factor			MHz	dBuV/m	dBuV/m	dB	dBuV	dB/m	dB	dB	cm	deg	1	2422.00	100.44	-----	-----	93.21	27.60	6.78	37.08	9.93	119	17 PEAK
	Limit	Read	Ant	Cable	Preamp	Aux	APos	TPos	Remark																																																																									
Freq	Level	Line Margin	Level Factor	Loss Factor	Loss Factor	Factor																																																																												
MHz	dBuV/m	dBuV/m	dB	dBuV	dB/m	dB	dB	cm	deg																																																																									
1	2389.52	65.51	74.00	-8.49	58.42	27.50	6.74	37.08	9.93	119	17 PEAK																																																																							
Limit	Read	Ant	Cable	Preamp	Aux	APos	TPos	Remark																																																																										
Freq	Level	Line Margin	Level Factor	Loss Factor	Loss Factor	Factor																																																																												
MHz	dBuV/m	dBuV/m	dB	dBuV	dB/m	dB	dB	cm	deg																																																																									
1	2422.00	100.44	-----	-----	93.21	27.60	6.78	37.08	9.93	119	17 PEAK																																																																							
Avg.	<p>Site : 03CH13-HY Condition: AVG_BE_54 3m HORN_91200_1326 HORIZONTAL : RBW:1000.000kHz VBW:0.300kHz SWT:Auto</p> <table border="1"> <thead> <tr> <th>Limit</th> <th>Read</th> <th>Ant</th> <th>Cable</th> <th>Preamp</th> <th>Aux</th> <th>APos</th> <th>TPos</th> <th>Remark</th> </tr> <tr> <th>Freq</th> <th>Level</th> <th>Line Margin</th> <th>Level Factor</th> <th>Loss Factor</th> <th>Loss Factor</th> <th>Factor</th> <th></th> <th></th> </tr> <tr> <th>MHz</th> <th>dBuV/m</th> <th>dBuV/m</th> <th>dB</th> <th>dBuV</th> <th>dB/m</th> <th>dB</th> <th>dB</th> <th>cm</th> <th>deg</th> </tr> </thead> <tbody> <tr> <td>1</td> <td>2389.86</td> <td>48.67</td> <td>54.00</td> <td>-5.33</td> <td>41.58</td> <td>27.50</td> <td>6.74</td> <td>37.08</td> <td>9.93</td> <td>119</td> <td>17 AVERAGE</td> </tr> </tbody> </table>	Limit	Read	Ant	Cable	Preamp	Aux	APos	TPos	Remark	Freq	Level	Line Margin	Level Factor	Loss Factor	Loss Factor	Factor			MHz	dBuV/m	dBuV/m	dB	dBuV	dB/m	dB	dB	cm	deg	1	2389.86	48.67	54.00	-5.33	41.58	27.50	6.74	37.08	9.93	119	17 AVERAGE	<p>Site : 03CH13-HY Condition: AVG_54 3m HORN_91200_1326 HORIZONTAL : RBW:1000.000kHz VBW:0.300kHz SWT:Auto</p> <table border="1"> <thead> <tr> <th>Limit</th> <th>Read</th> <th>Ant</th> <th>Cable</th> <th>Preamp</th> <th>Aux</th> <th>APos</th> <th>TPos</th> <th>Remark</th> </tr> <tr> <th>Freq</th> <th>Level</th> <th>Line Margin</th> <th>Level Factor</th> <th>Loss Factor</th> <th>Loss Factor</th> <th>Factor</th> <th></th> <th></th> </tr> <tr> <th>MHz</th> <th>dBuV/m</th> <th>dBuV/m</th> <th>dB</th> <th>dBuV</th> <th>dB/m</th> <th>dB</th> <th>dB</th> <th>cm</th> <th>deg</th> </tr> </thead> <tbody> <tr> <td>1</td> <td>2422.00</td> <td>92.49</td> <td>-----</td> <td>-----</td> <td>85.22</td> <td>27.64</td> <td>6.78</td> <td>37.08</td> <td>9.93</td> <td>119</td> <td>17 AVERAGE</td> </tr> </tbody> </table>	Limit	Read	Ant	Cable	Preamp	Aux	APos	TPos	Remark	Freq	Level	Line Margin	Level Factor	Loss Factor	Loss Factor	Factor			MHz	dBuV/m	dBuV/m	dB	dBuV	dB/m	dB	dB	cm	deg	1	2422.00	92.49	-----	-----	85.22	27.64	6.78	37.08	9.93	119	17 AVERAGE
Limit	Read	Ant	Cable	Preamp	Aux	APos	TPos	Remark																																																																										
Freq	Level	Line Margin	Level Factor	Loss Factor	Loss Factor	Factor																																																																												
MHz	dBuV/m	dBuV/m	dB	dBuV	dB/m	dB	dB	cm	deg																																																																									
1	2389.86	48.67	54.00	-5.33	41.58	27.50	6.74	37.08	9.93	119	17 AVERAGE																																																																							
Limit	Read	Ant	Cable	Preamp	Aux	APos	TPos	Remark																																																																										
Freq	Level	Line Margin	Level Factor	Loss Factor	Loss Factor	Factor																																																																												
MHz	dBuV/m	dBuV/m	dB	dBuV	dB/m	dB	dB	cm	deg																																																																									
1	2422.00	92.49	-----	-----	85.22	27.64	6.78	37.08	9.93	119	17 AVERAGE																																																																							



Mode	10																																									
	Band Edge - R																																									
	2400-2483.5_802.11n HT40_CH03_2422MHz																																									
ANT	1																																									
Pol.	Horizontal	Fundamental																																								
Peak	<p>Site : 03CH13-HY Condition: PEAK_BE_74 3m HORN_91200_1326 HORIZONTAL : RBW:1000.000kHz VBW:3000.000kHz SMT:Auto</p> <table border="1"> <thead> <tr> <th>Limit</th> <th>Read</th> <th>Ant</th> <th>Cable</th> <th>Preamp</th> <th>Aux</th> <th>APos</th> <th>TPos</th> <th>Remark</th> </tr> <tr> <th>Freq</th> <th>Level</th> <th>Line</th> <th>Margin</th> <th>Level</th> <th>Factor</th> <th>Loss</th> <th>Factor</th> <th>Factor</th> </tr> <tr> <th>MHz</th> <th>dBuV/m</th> <th>dBuV/m</th> <th>dB</th> <th>dBuV</th> <th>dB/m</th> <th>dB</th> <th>dB</th> <th>dB</th> </tr> </thead> <tbody> <tr> <td>1</td> <td>2494.38</td> <td>51.88</td> <td>74.00</td> <td>-22.12</td> <td>44.30</td> <td>27.84</td> <td>6.88</td> <td>37.07</td> <td>9.93</td> <td>119</td> <td>17</td> <td>PEAK</td> </tr> </tbody> </table>	Limit	Read	Ant	Cable	Preamp	Aux	APos	TPos	Remark	Freq	Level	Line	Margin	Level	Factor	Loss	Factor	Factor	MHz	dBuV/m	dBuV/m	dB	dBuV	dB/m	dB	dB	dB	1	2494.38	51.88	74.00	-22.12	44.30	27.84	6.88	37.07	9.93	119	17	PEAK	Blank
Limit	Read	Ant	Cable	Preamp	Aux	APos	TPos	Remark																																		
Freq	Level	Line	Margin	Level	Factor	Loss	Factor	Factor																																		
MHz	dBuV/m	dBuV/m	dB	dBuV	dB/m	dB	dB	dB																																		
1	2494.38	51.88	74.00	-22.12	44.30	27.84	6.88	37.07	9.93	119	17	PEAK																														
Avg.	<p>Site : 03CH13-HY Condition: AVG_BE_54 3m HORN_91200_1326 HORIZONTAL : RBW:1000.000kHz VBW:0.300kHz SMT:Auto</p> <table border="1"> <thead> <tr> <th>Limit</th> <th>Read</th> <th>Ant</th> <th>Cable</th> <th>Preamp</th> <th>Aux</th> <th>APos</th> <th>TPos</th> <th>Remark</th> </tr> <tr> <th>Freq</th> <th>Level</th> <th>Line</th> <th>Margin</th> <th>Level</th> <th>Factor</th> <th>Loss</th> <th>Factor</th> <th>Factor</th> </tr> <tr> <th>MHz</th> <th>dBuV/m</th> <th>dBuV/m</th> <th>dB</th> <th>dBuV</th> <th>dB/m</th> <th>dB</th> <th>dB</th> <th>dB</th> </tr> </thead> <tbody> <tr> <td>1</td> <td>2486.58</td> <td>41.21</td> <td>54.00</td> <td>-12.79</td> <td>33.68</td> <td>27.80</td> <td>6.87</td> <td>37.07</td> <td>9.93</td> <td>119</td> <td>17</td> <td>AVERAGE</td> </tr> </tbody> </table>	Limit	Read	Ant	Cable	Preamp	Aux	APos	TPos	Remark	Freq	Level	Line	Margin	Level	Factor	Loss	Factor	Factor	MHz	dBuV/m	dBuV/m	dB	dBuV	dB/m	dB	dB	dB	1	2486.58	41.21	54.00	-12.79	33.68	27.80	6.87	37.07	9.93	119	17	AVERAGE	Blank
Limit	Read	Ant	Cable	Preamp	Aux	APos	TPos	Remark																																		
Freq	Level	Line	Margin	Level	Factor	Loss	Factor	Factor																																		
MHz	dBuV/m	dBuV/m	dB	dBuV	dB/m	dB	dB	dB																																		
1	2486.58	41.21	54.00	-12.79	33.68	27.80	6.87	37.07	9.93	119	17	AVERAGE																														



Mode	10																																																																																	
	Band Edge - L																																																																																	
	2400-2483.5_802.11n HT40_CH03_2422MHz																																																																																	
ANT	1																																																																																	
Pol.	Vertical	Fundamental																																																																																
Peak	<p>Site : 03CH13-HY Condition: PEAK_BE_74 3m HORN_91200_1326 VERTICAL : RBW:1000.000kHz VBW:3000.000kHz SWT:Auto</p> <table border="1"> <thead> <tr> <th>Limit</th> <th>Read</th> <th>Ant</th> <th>Cable</th> <th>Preamp</th> <th>Aux</th> <th>APos</th> <th>TPos</th> <th>Remark</th> </tr> <tr> <th>Freq</th> <th>Level</th> <th>Line Margin</th> <th>Level Factor</th> <th>Loss Factor</th> <th>Loss Factor</th> <th>Factor</th> <th></th> <th></th> </tr> <tr> <th>MHz</th> <th>dBuV/m</th> <th>dBuV/m</th> <th>dB</th> <th>dBuV</th> <th>dB/m</th> <th>dB</th> <th>dB</th> <th>cm</th> </tr> </thead> <tbody> <tr> <td>1</td> <td>2389.18</td> <td>64.34</td> <td>74.00</td> <td>-9.66</td> <td>57.26</td> <td>27.49</td> <td>6.74</td> <td>37.08</td> <td>9.93</td> <td>400</td> <td>197</td> <td>PEAK</td> </tr> </tbody> </table>	Limit	Read	Ant	Cable	Preamp	Aux	APos	TPos	Remark	Freq	Level	Line Margin	Level Factor	Loss Factor	Loss Factor	Factor			MHz	dBuV/m	dBuV/m	dB	dBuV	dB/m	dB	dB	cm	1	2389.18	64.34	74.00	-9.66	57.26	27.49	6.74	37.08	9.93	400	197	PEAK	<p>Site : 03CH13-HY Condition: PEAK_74 3m HORN_91200_1326 VERTICAL : RBW:1000.000kHz VBW:3000.000kHz SWT:Auto</p> <table border="1"> <thead> <tr> <th>Limit</th> <th>Read</th> <th>Ant</th> <th>Cable</th> <th>Preamp</th> <th>Aux</th> <th>APos</th> <th>TPos</th> <th>Remark</th> </tr> <tr> <th>Freq</th> <th>Level</th> <th>Line Margin</th> <th>Level Factor</th> <th>Loss Factor</th> <th>Loss Factor</th> <th>Factor</th> <th></th> <th></th> </tr> <tr> <th>MHz</th> <th>dBuV/m</th> <th>dBuV/m</th> <th>dB</th> <th>dBuV</th> <th>dB/m</th> <th>dB</th> <th>dB</th> <th>cm</th> </tr> </thead> <tbody> <tr> <td>1</td> <td>2422.00</td> <td>97.55</td> <td>-----</td> <td>-----</td> <td>90.32</td> <td>27.60</td> <td>6.78</td> <td>37.08</td> <td>9.93</td> <td>400</td> <td>197</td> <td>PEAK</td> </tr> </tbody> </table>	Limit	Read	Ant	Cable	Preamp	Aux	APos	TPos	Remark	Freq	Level	Line Margin	Level Factor	Loss Factor	Loss Factor	Factor			MHz	dBuV/m	dBuV/m	dB	dBuV	dB/m	dB	dB	cm	1	2422.00	97.55	-----	-----	90.32	27.60	6.78	37.08	9.93	400	197	PEAK
Limit	Read	Ant	Cable	Preamp	Aux	APos	TPos	Remark																																																																										
Freq	Level	Line Margin	Level Factor	Loss Factor	Loss Factor	Factor																																																																												
MHz	dBuV/m	dBuV/m	dB	dBuV	dB/m	dB	dB	cm																																																																										
1	2389.18	64.34	74.00	-9.66	57.26	27.49	6.74	37.08	9.93	400	197	PEAK																																																																						
Limit	Read	Ant	Cable	Preamp	Aux	APos	TPos	Remark																																																																										
Freq	Level	Line Margin	Level Factor	Loss Factor	Loss Factor	Factor																																																																												
MHz	dBuV/m	dBuV/m	dB	dBuV	dB/m	dB	dB	cm																																																																										
1	2422.00	97.55	-----	-----	90.32	27.60	6.78	37.08	9.93	400	197	PEAK																																																																						
Avg.	<p>Site : 03CH13-HY Condition: AVG_BE_54 3m HORN_91200_1326 VERTICAL : RBW:1000.000kHz VBW:0.300kHz SWT:Auto</p> <table border="1"> <thead> <tr> <th>Limit</th> <th>Read</th> <th>Ant</th> <th>Cable</th> <th>Preamp</th> <th>Aux</th> <th>APos</th> <th>TPos</th> <th>Remark</th> </tr> <tr> <th>Freq</th> <th>Level</th> <th>Line Margin</th> <th>Level Factor</th> <th>Loss Factor</th> <th>Loss Factor</th> <th>Factor</th> <th></th> <th></th> </tr> <tr> <th>MHz</th> <th>dBuV/m</th> <th>dBuV/m</th> <th>dB</th> <th>dBuV</th> <th>dB/m</th> <th>dB</th> <th>dB</th> <th>cm</th> </tr> </thead> <tbody> <tr> <td>1</td> <td>2389.63</td> <td>47.89</td> <td>54.00</td> <td>-6.11</td> <td>40.80</td> <td>27.50</td> <td>6.74</td> <td>37.08</td> <td>9.93</td> <td>400</td> <td>197</td> <td>AVERAGE</td> </tr> </tbody> </table>	Limit	Read	Ant	Cable	Preamp	Aux	APos	TPos	Remark	Freq	Level	Line Margin	Level Factor	Loss Factor	Loss Factor	Factor			MHz	dBuV/m	dBuV/m	dB	dBuV	dB/m	dB	dB	cm	1	2389.63	47.89	54.00	-6.11	40.80	27.50	6.74	37.08	9.93	400	197	AVERAGE	<p>Site : 03CH13-HY Condition: AVG_54 3m HORN_91200_1326 VERTICAL : RBW:1000.000kHz VBW:0.300kHz SWT:Auto</p> <table border="1"> <thead> <tr> <th>Limit</th> <th>Read</th> <th>Ant</th> <th>Cable</th> <th>Preamp</th> <th>Aux</th> <th>APos</th> <th>TPos</th> <th>Remark</th> </tr> <tr> <th>Freq</th> <th>Level</th> <th>Line Margin</th> <th>Level Factor</th> <th>Loss Factor</th> <th>Loss Factor</th> <th>Factor</th> <th></th> <th></th> </tr> <tr> <th>MHz</th> <th>dBuV/m</th> <th>dBuV/m</th> <th>dB</th> <th>dBuV</th> <th>dB/m</th> <th>dB</th> <th>dB</th> <th>cm</th> </tr> </thead> <tbody> <tr> <td>1</td> <td>2422.00</td> <td>89.63</td> <td>-----</td> <td>-----</td> <td>82.40</td> <td>27.60</td> <td>6.78</td> <td>37.08</td> <td>9.93</td> <td>400</td> <td>197</td> <td>AVERAGE</td> </tr> </tbody> </table>	Limit	Read	Ant	Cable	Preamp	Aux	APos	TPos	Remark	Freq	Level	Line Margin	Level Factor	Loss Factor	Loss Factor	Factor			MHz	dBuV/m	dBuV/m	dB	dBuV	dB/m	dB	dB	cm	1	2422.00	89.63	-----	-----	82.40	27.60	6.78	37.08	9.93	400	197	AVERAGE
Limit	Read	Ant	Cable	Preamp	Aux	APos	TPos	Remark																																																																										
Freq	Level	Line Margin	Level Factor	Loss Factor	Loss Factor	Factor																																																																												
MHz	dBuV/m	dBuV/m	dB	dBuV	dB/m	dB	dB	cm																																																																										
1	2389.63	47.89	54.00	-6.11	40.80	27.50	6.74	37.08	9.93	400	197	AVERAGE																																																																						
Limit	Read	Ant	Cable	Preamp	Aux	APos	TPos	Remark																																																																										
Freq	Level	Line Margin	Level Factor	Loss Factor	Loss Factor	Factor																																																																												
MHz	dBuV/m	dBuV/m	dB	dBuV	dB/m	dB	dB	cm																																																																										
1	2422.00	89.63	-----	-----	82.40	27.60	6.78	37.08	9.93	400	197	AVERAGE																																																																						



Mode	10																																									
	Band Edge - R																																									
	2400-2483.5_802.11n HT40_CH03_2422MHz																																									
ANT	1																																									
Pol.	Vertical	Fundamental																																								
Peak	<p>Site : 03CH13-HY Condition: PEAK_BE_74 3m HORN_91200_1326 VERTICAL : RBW:1000.000kHz VBW:3000.000kHz SMT:Auto</p> <table border="1"> <thead> <tr> <th>Limit</th> <th>Read</th> <th>Ant</th> <th>Cable</th> <th>Preamp</th> <th>Aux</th> <th>APos</th> <th>TPos</th> <th>Remark</th> </tr> <tr> <th>Freq</th> <th>Level</th> <th>Line</th> <th>Margin</th> <th>Level</th> <th>Factor</th> <th>Loss</th> <th>Factor</th> <th>Factor</th> </tr> <tr> <th>MHz</th> <th>dBuV/m</th> <th>dBuV/m</th> <th>dB</th> <th>dBuV</th> <th>dB/m</th> <th>dB</th> <th>dB</th> <th>dB</th> </tr> </thead> <tbody> <tr> <td>1</td> <td>2497.82</td> <td>52.53</td> <td>74.00</td> <td>-21.47</td> <td>44.90</td> <td>27.88</td> <td>6.89</td> <td>37.07</td> <td>9.93</td> <td>400</td> <td>197</td> <td>PEAK</td> </tr> </tbody> </table>	Limit	Read	Ant	Cable	Preamp	Aux	APos	TPos	Remark	Freq	Level	Line	Margin	Level	Factor	Loss	Factor	Factor	MHz	dBuV/m	dBuV/m	dB	dBuV	dB/m	dB	dB	dB	1	2497.82	52.53	74.00	-21.47	44.90	27.88	6.89	37.07	9.93	400	197	PEAK	Blank
Limit	Read	Ant	Cable	Preamp	Aux	APos	TPos	Remark																																		
Freq	Level	Line	Margin	Level	Factor	Loss	Factor	Factor																																		
MHz	dBuV/m	dBuV/m	dB	dBuV	dB/m	dB	dB	dB																																		
1	2497.82	52.53	74.00	-21.47	44.90	27.88	6.89	37.07	9.93	400	197	PEAK																														
Avg.	<p>Site : 03CH13-HY Condition: AVG_BE_54 3m HORN_91200_1326 VERTICAL : RBW:1000.000kHz VBW:0.300kHz SMT:Auto</p> <table border="1"> <thead> <tr> <th>Limit</th> <th>Read</th> <th>Ant</th> <th>Cable</th> <th>Preamp</th> <th>Aux</th> <th>APos</th> <th>TPos</th> <th>Remark</th> </tr> <tr> <th>Freq</th> <th>Level</th> <th>Line</th> <th>Margin</th> <th>Level</th> <th>Factor</th> <th>Loss</th> <th>Factor</th> <th>Factor</th> </tr> <tr> <th>MHz</th> <th>dBuV/m</th> <th>dBuV/m</th> <th>dB</th> <th>dBuV</th> <th>dB/m</th> <th>dB</th> <th>dB</th> <th>dB</th> </tr> </thead> <tbody> <tr> <td>1</td> <td>2491.26</td> <td>41.08</td> <td>54.00</td> <td>-12.92</td> <td>33.53</td> <td>27.81</td> <td>6.88</td> <td>37.07</td> <td>9.93</td> <td>400</td> <td>197</td> <td>AVERAGE</td> </tr> </tbody> </table>	Limit	Read	Ant	Cable	Preamp	Aux	APos	TPos	Remark	Freq	Level	Line	Margin	Level	Factor	Loss	Factor	Factor	MHz	dBuV/m	dBuV/m	dB	dBuV	dB/m	dB	dB	dB	1	2491.26	41.08	54.00	-12.92	33.53	27.81	6.88	37.07	9.93	400	197	AVERAGE	Blank
Limit	Read	Ant	Cable	Preamp	Aux	APos	TPos	Remark																																		
Freq	Level	Line	Margin	Level	Factor	Loss	Factor	Factor																																		
MHz	dBuV/m	dBuV/m	dB	dBuV	dB/m	dB	dB	dB																																		
1	2491.26	41.08	54.00	-12.92	33.53	27.81	6.88	37.07	9.93	400	197	AVERAGE																														

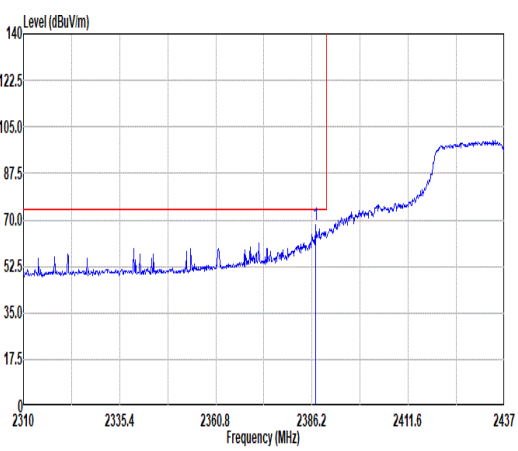
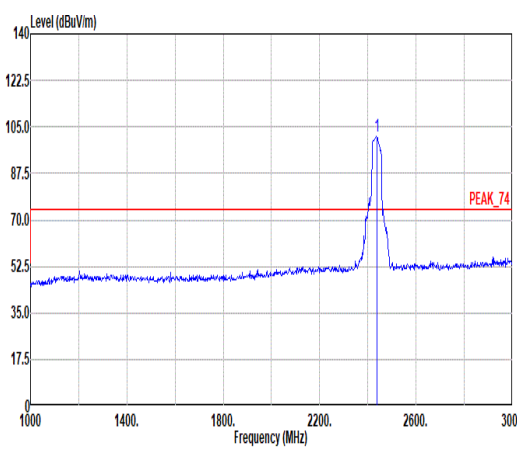
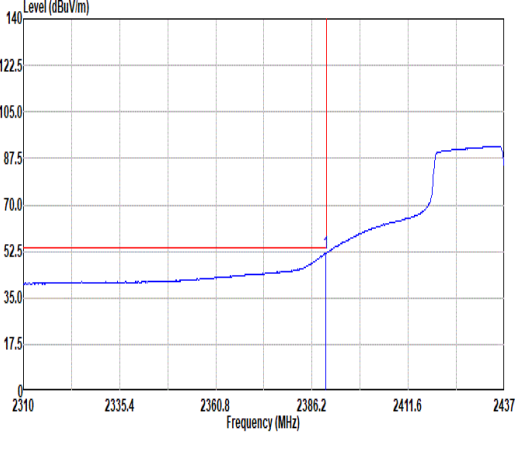
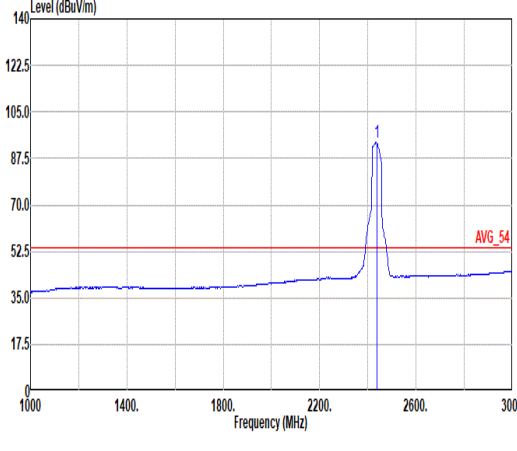


Mode	11																																																																															
	Band Edge - L																																																																															
	2400-2483.5_802.11n_HT40_CH06_2437MHz																																																																															
ANT	1																																																																															
Pol.	Horizontal	Fundamental																																																																														
Peak	<p>Site : 03CH13-HY Condition: PEAK_BE_74 3m HORN_91200_1326 HORIZONTAL : RBW:1000.000kHz VBW:3000.000kHz SWT:Auto</p> <table border="1"> <thead> <tr> <th>Limit</th> <th>Read</th> <th>Ant</th> <th>Cable</th> <th>Preamp</th> <th>Aux</th> <th>APos</th> <th>TPos</th> <th>Remark</th> </tr> <tr> <th>Freq</th> <th>Level</th> <th>Line Margin</th> <th>Level Factor</th> <th>Loss Factor</th> <th>Factor</th> <th>Factor</th> <th>Factor</th> <th></th> </tr> <tr> <th>MHz</th> <th>dBuV/m</th> <th>dBuV/m</th> <th>dB</th> <th>dBuV</th> <th>dB/m</th> <th>dB</th> <th>dB</th> <th>cm</th> <th>deg</th> </tr> </thead> <tbody> <tr> <td>1 2389.76</td> <td>66.76</td> <td>74.00</td> <td>-7.24</td> <td>59.67</td> <td>27.50</td> <td>6.74</td> <td>37.08</td> <td>9.93</td> <td>100</td> <td>19 PEAK</td> </tr> </tbody> </table>	Limit	Read	Ant	Cable	Preamp	Aux	APos	TPos	Remark	Freq	Level	Line Margin	Level Factor	Loss Factor	Factor	Factor	Factor		MHz	dBuV/m	dBuV/m	dB	dBuV	dB/m	dB	dB	cm	deg	1 2389.76	66.76	74.00	-7.24	59.67	27.50	6.74	37.08	9.93	100	19 PEAK	<p>Site : 03CH13-HY Condition: PEAK_74 3m HORN_91200_1326 HORIZONTAL : RBW:1000.000kHz VBW:3000.000kHz SWT:Auto</p> <table border="1"> <thead> <tr> <th>Limit</th> <th>Read</th> <th>Ant</th> <th>Cable</th> <th>Preamp</th> <th>Aux</th> <th>APos</th> <th>TPos</th> <th>Remark</th> </tr> <tr> <th>Freq</th> <th>Level</th> <th>Line Margin</th> <th>Level Factor</th> <th>Loss Factor</th> <th>Factor</th> <th>Factor</th> <th>Factor</th> <th></th> </tr> <tr> <th>MHz</th> <th>dBuV/m</th> <th>dBuV/m</th> <th>dB</th> <th>dBuV</th> <th>dB/m</th> <th>dB</th> <th>dB</th> <th>cm</th> <th>deg</th> </tr> </thead> <tbody> <tr> <td>1 2437.00</td> <td>104.18</td> <td>-----</td> <td>-----</td> <td>96.89</td> <td>27.64</td> <td>6.80</td> <td>37.08</td> <td>9.93</td> <td>100</td> <td>19 PEAK</td> </tr> </tbody> </table>	Limit	Read	Ant	Cable	Preamp	Aux	APos	TPos	Remark	Freq	Level	Line Margin	Level Factor	Loss Factor	Factor	Factor	Factor		MHz	dBuV/m	dBuV/m	dB	dBuV	dB/m	dB	dB	cm	deg	1 2437.00	104.18	-----	-----	96.89	27.64	6.80	37.08	9.93	100	19 PEAK
Limit	Read	Ant	Cable	Preamp	Aux	APos	TPos	Remark																																																																								
Freq	Level	Line Margin	Level Factor	Loss Factor	Factor	Factor	Factor																																																																									
MHz	dBuV/m	dBuV/m	dB	dBuV	dB/m	dB	dB	cm	deg																																																																							
1 2389.76	66.76	74.00	-7.24	59.67	27.50	6.74	37.08	9.93	100	19 PEAK																																																																						
Limit	Read	Ant	Cable	Preamp	Aux	APos	TPos	Remark																																																																								
Freq	Level	Line Margin	Level Factor	Loss Factor	Factor	Factor	Factor																																																																									
MHz	dBuV/m	dBuV/m	dB	dBuV	dB/m	dB	dB	cm	deg																																																																							
1 2437.00	104.18	-----	-----	96.89	27.64	6.80	37.08	9.93	100	19 PEAK																																																																						
Avg.	<p>Site : 03CH13-HY Condition: AVG_BE_54 3m HORN_91200_1326 HORIZONTAL : RBW:1000.000kHz VBW:0.300kHz SWT:Auto</p> <table border="1"> <thead> <tr> <th>Limit</th> <th>Read</th> <th>Ant</th> <th>Cable</th> <th>Preamp</th> <th>Aux</th> <th>APos</th> <th>TPos</th> <th>Remark</th> </tr> <tr> <th>Freq</th> <th>Level</th> <th>Line Margin</th> <th>Level Factor</th> <th>Loss Factor</th> <th>Factor</th> <th>Factor</th> <th>Factor</th> <th></th> </tr> <tr> <th>MHz</th> <th>dBuV/m</th> <th>dBuV/m</th> <th>dB</th> <th>dBuV</th> <th>dB/m</th> <th>dB</th> <th>dB</th> <th>cm</th> <th>deg</th> </tr> </thead> <tbody> <tr> <td>1 2389.88</td> <td>51.73</td> <td>54.00</td> <td>-2.27</td> <td>44.64</td> <td>27.50</td> <td>6.74</td> <td>37.08</td> <td>9.93</td> <td>100</td> <td>19 AVERAGE</td> </tr> </tbody> </table>	Limit	Read	Ant	Cable	Preamp	Aux	APos	TPos	Remark	Freq	Level	Line Margin	Level Factor	Loss Factor	Factor	Factor	Factor		MHz	dBuV/m	dBuV/m	dB	dBuV	dB/m	dB	dB	cm	deg	1 2389.88	51.73	54.00	-2.27	44.64	27.50	6.74	37.08	9.93	100	19 AVERAGE	<p>Site : 03CH13-HY Condition: AVG_54 3m HORN_91200_1326 HORIZONTAL : RBW:1000.000kHz VBW:0.300kHz SWT:Auto</p> <table border="1"> <thead> <tr> <th>Limit</th> <th>Read</th> <th>Ant</th> <th>Cable</th> <th>Preamp</th> <th>Aux</th> <th>APos</th> <th>TPos</th> <th>Remark</th> </tr> <tr> <th>Freq</th> <th>Level</th> <th>Line Margin</th> <th>Level Factor</th> <th>Loss Factor</th> <th>Factor</th> <th>Factor</th> <th>Factor</th> <th></th> </tr> <tr> <th>MHz</th> <th>dBuV/m</th> <th>dBuV/m</th> <th>dB</th> <th>dBuV</th> <th>dB/m</th> <th>dB</th> <th>dB</th> <th>cm</th> <th>deg</th> </tr> </thead> <tbody> <tr> <td>1 2437.00</td> <td>96.13</td> <td>-----</td> <td>-----</td> <td>88.82</td> <td>27.66</td> <td>6.80</td> <td>37.08</td> <td>9.93</td> <td>100</td> <td>19 AVERAGE</td> </tr> </tbody> </table>	Limit	Read	Ant	Cable	Preamp	Aux	APos	TPos	Remark	Freq	Level	Line Margin	Level Factor	Loss Factor	Factor	Factor	Factor		MHz	dBuV/m	dBuV/m	dB	dBuV	dB/m	dB	dB	cm	deg	1 2437.00	96.13	-----	-----	88.82	27.66	6.80	37.08	9.93	100	19 AVERAGE
Limit	Read	Ant	Cable	Preamp	Aux	APos	TPos	Remark																																																																								
Freq	Level	Line Margin	Level Factor	Loss Factor	Factor	Factor	Factor																																																																									
MHz	dBuV/m	dBuV/m	dB	dBuV	dB/m	dB	dB	cm	deg																																																																							
1 2389.88	51.73	54.00	-2.27	44.64	27.50	6.74	37.08	9.93	100	19 AVERAGE																																																																						
Limit	Read	Ant	Cable	Preamp	Aux	APos	TPos	Remark																																																																								
Freq	Level	Line Margin	Level Factor	Loss Factor	Factor	Factor	Factor																																																																									
MHz	dBuV/m	dBuV/m	dB	dBuV	dB/m	dB	dB	cm	deg																																																																							
1 2437.00	96.13	-----	-----	88.82	27.66	6.80	37.08	9.93	100	19 AVERAGE																																																																						



Mode	11																																														
	Band Edge - R																																														
	2400-2483.5_802.11n HT40_CH06_2437MHz																																														
ANT	1																																														
Pol.	Horizontal	Fundamental																																													
Peak	<p>Site : 03CH13-HY Condition: PEAK_BE_74 3m HORN_91200_1326 HORIZONTAL : RBW:1000.000kHz VBW:3000.000kHz SWT:Auto</p> <table border="1"> <thead> <tr> <th>Limit</th> <th>Read</th> <th>Ant</th> <th>Cable</th> <th>Preamp</th> <th>Aux</th> <th>APos</th> <th>TPos</th> <th>Remark</th> </tr> <tr> <th>Freq</th> <th>Level</th> <th>Line</th> <th>Margin</th> <th>Level</th> <th>Factor</th> <th>Loss</th> <th>Factor</th> <th>Factor</th> </tr> <tr> <th>MHz</th> <th>dBuV/m</th> <th>dBuV/m</th> <th>dB</th> <th>dBuV</th> <th>dB/m</th> <th>dB</th> <th>dB</th> <th>dB</th> </tr> </thead> <tbody> <tr> <td>1 2483.56</td> <td>62.52</td> <td>74.00</td> <td>-11.48</td> <td>54.99</td> <td>27.80</td> <td>6.87</td> <td>37.07</td> <td>9.93</td> </tr> <tr> <td></td> <td></td> <td></td> <td></td> <td></td> <td></td> <td></td> <td></td> <td>100 19 PEAK</td> </tr> </tbody> </table>	Limit	Read	Ant	Cable	Preamp	Aux	APos	TPos	Remark	Freq	Level	Line	Margin	Level	Factor	Loss	Factor	Factor	MHz	dBuV/m	dBuV/m	dB	dBuV	dB/m	dB	dB	dB	1 2483.56	62.52	74.00	-11.48	54.99	27.80	6.87	37.07	9.93									100 19 PEAK	Blank
Limit	Read	Ant	Cable	Preamp	Aux	APos	TPos	Remark																																							
Freq	Level	Line	Margin	Level	Factor	Loss	Factor	Factor																																							
MHz	dBuV/m	dBuV/m	dB	dBuV	dB/m	dB	dB	dB																																							
1 2483.56	62.52	74.00	-11.48	54.99	27.80	6.87	37.07	9.93																																							
								100 19 PEAK																																							
Avg.	<p>Site : 03CH13-HY Condition: AVG_BE_54 3m HORN_91200_1326 HORIZONTAL : RBW:1000.000kHz VBW:0.300kHz SWT:Auto</p> <table border="1"> <thead> <tr> <th>Limit</th> <th>Read</th> <th>Ant</th> <th>Cable</th> <th>Preamp</th> <th>Aux</th> <th>APos</th> <th>TPos</th> <th>Remark</th> </tr> <tr> <th>Freq</th> <th>Level</th> <th>Line</th> <th>Margin</th> <th>Level</th> <th>Factor</th> <th>Loss</th> <th>Factor</th> <th>Factor</th> </tr> <tr> <th>MHz</th> <th>dBuV/m</th> <th>dBuV/m</th> <th>dB</th> <th>dBuV</th> <th>dB/m</th> <th>dB</th> <th>dB</th> <th>dB</th> </tr> </thead> <tbody> <tr> <td>1 2483.56</td> <td>47.33</td> <td>54.00</td> <td>-6.67</td> <td>39.80</td> <td>27.80</td> <td>6.87</td> <td>37.07</td> <td>9.93</td> </tr> <tr> <td></td> <td></td> <td></td> <td></td> <td></td> <td></td> <td></td> <td></td> <td>100 19 AVERAGE</td> </tr> </tbody> </table>	Limit	Read	Ant	Cable	Preamp	Aux	APos	TPos	Remark	Freq	Level	Line	Margin	Level	Factor	Loss	Factor	Factor	MHz	dBuV/m	dBuV/m	dB	dBuV	dB/m	dB	dB	dB	1 2483.56	47.33	54.00	-6.67	39.80	27.80	6.87	37.07	9.93									100 19 AVERAGE	Blank
Limit	Read	Ant	Cable	Preamp	Aux	APos	TPos	Remark																																							
Freq	Level	Line	Margin	Level	Factor	Loss	Factor	Factor																																							
MHz	dBuV/m	dBuV/m	dB	dBuV	dB/m	dB	dB	dB																																							
1 2483.56	47.33	54.00	-6.67	39.80	27.80	6.87	37.07	9.93																																							
								100 19 AVERAGE																																							

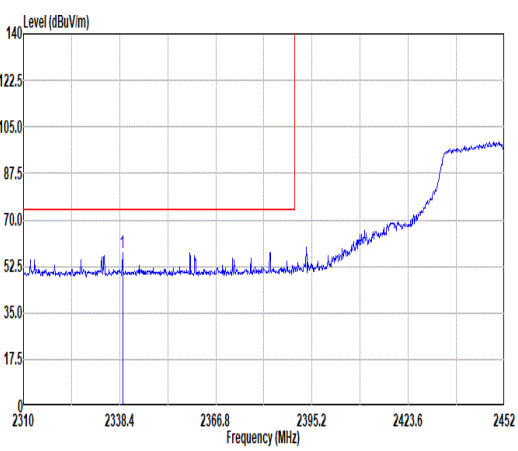
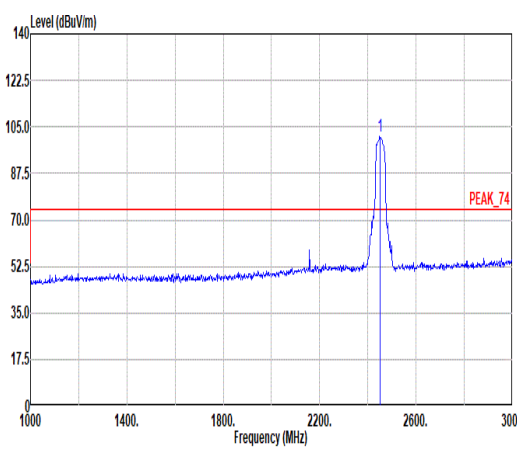
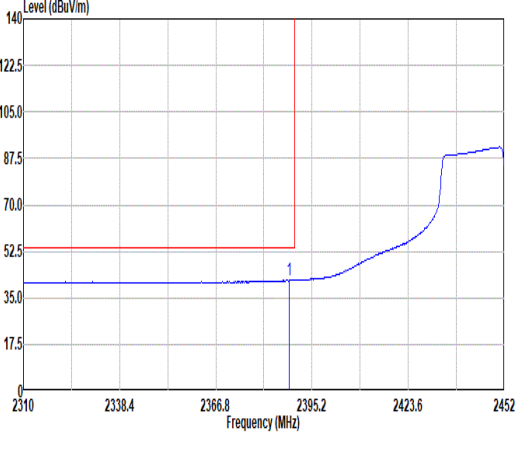
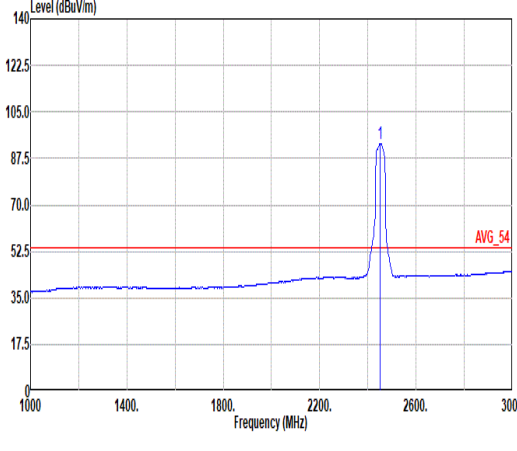


Mode	11																																																																																			
	Band Edge - L																																																																																			
	2400-2483.5_802.11n_HT40_CH06_2437MHz																																																																																			
ANT	1																																																																																			
Pol.	Vertical	Fundamental																																																																																		
Peak	 <p>Level (dBuV/m)</p> <p>Frequency (MHz)</p> <p>Site : 03CH13-HY Condition: PEAK_BE_74 3m HORN_91200_1326 VERTICAL : RBW:1000.000kHz VBW:3000.000kHz SWT:Auto</p> <table border="1"> <thead> <tr> <th>Limit</th> <th>Read</th> <th>Ant</th> <th>Cable</th> <th>Preamp</th> <th>Aux</th> <th>APos</th> <th>TPos</th> <th>Remark</th> </tr> <tr> <th>Freq</th> <th>Level</th> <th>Line Margin</th> <th>Level Factor</th> <th>Loss Factor</th> <th>Factor</th> <th>Factor</th> <th>Factor</th> <th></th> </tr> <tr> <th>MHz</th> <th>dBuV/m</th> <th>dBuV/m</th> <th>dB</th> <th>dBuV</th> <th>dB/m</th> <th>dB</th> <th>dB</th> <th>cm</th> <th>deg</th> </tr> </thead> <tbody> <tr> <td>1</td> <td>2387.22</td> <td>67.91</td> <td>74.00</td> <td>-6.09</td> <td>60.86</td> <td>27.47</td> <td>6.73</td> <td>37.08</td> <td>9.93</td> <td>400</td> <td>186</td> <td>PEAK</td> </tr> </tbody> </table>	Limit	Read	Ant	Cable	Preamp	Aux	APos	TPos	Remark	Freq	Level	Line Margin	Level Factor	Loss Factor	Factor	Factor	Factor		MHz	dBuV/m	dBuV/m	dB	dBuV	dB/m	dB	dB	cm	deg	1	2387.22	67.91	74.00	-6.09	60.86	27.47	6.73	37.08	9.93	400	186	PEAK	 <p>Level (dBuV/m)</p> <p>Frequency (MHz)</p> <p>PEAK_74</p> <p>Site : 03CH13-HY Condition: PEAK_74 3m HORN_91200_1326 VERTICAL : RBW:1000.000kHz VBW:3000.000kHz SWT:Auto</p> <table border="1"> <thead> <tr> <th>Limit</th> <th>Read</th> <th>Ant</th> <th>Cable</th> <th>Preamp</th> <th>Aux</th> <th>APos</th> <th>TPos</th> <th>Remark</th> </tr> <tr> <th>Freq</th> <th>Level</th> <th>Line Margin</th> <th>Level Factor</th> <th>Loss Factor</th> <th>Factor</th> <th>Factor</th> <th>Factor</th> <th></th> </tr> <tr> <th>MHz</th> <th>dBuV/m</th> <th>dBuV/m</th> <th>dB</th> <th>dBuV</th> <th>dB/m</th> <th>dB</th> <th>dB</th> <th>cm</th> <th>deg</th> </tr> </thead> <tbody> <tr> <td>1</td> <td>2437.00</td> <td>101.26</td> <td>-----</td> <td>-----</td> <td>93.95</td> <td>27.66</td> <td>6.80</td> <td>37.08</td> <td>9.93</td> <td>400</td> <td>186</td> <td>PEAK</td> </tr> </tbody> </table>	Limit	Read	Ant	Cable	Preamp	Aux	APos	TPos	Remark	Freq	Level	Line Margin	Level Factor	Loss Factor	Factor	Factor	Factor		MHz	dBuV/m	dBuV/m	dB	dBuV	dB/m	dB	dB	cm	deg	1	2437.00	101.26	-----	-----	93.95	27.66	6.80	37.08	9.93	400	186	PEAK
	Limit	Read	Ant	Cable	Preamp	Aux	APos	TPos	Remark																																																																											
Freq	Level	Line Margin	Level Factor	Loss Factor	Factor	Factor	Factor																																																																													
MHz	dBuV/m	dBuV/m	dB	dBuV	dB/m	dB	dB	cm	deg																																																																											
1	2387.22	67.91	74.00	-6.09	60.86	27.47	6.73	37.08	9.93	400	186	PEAK																																																																								
Limit	Read	Ant	Cable	Preamp	Aux	APos	TPos	Remark																																																																												
Freq	Level	Line Margin	Level Factor	Loss Factor	Factor	Factor	Factor																																																																													
MHz	dBuV/m	dBuV/m	dB	dBuV	dB/m	dB	dB	cm	deg																																																																											
1	2437.00	101.26	-----	-----	93.95	27.66	6.80	37.08	9.93	400	186	PEAK																																																																								
Avg.	 <p>Level (dBuV/m)</p> <p>Frequency (MHz)</p> <p>Site : 03CH13-HY Condition: AVG_BE_54 3m HORN_91200_1326 VERTICAL : RBW:1000.000kHz VBW:0.300kHz SWT:Auto</p> <table border="1"> <thead> <tr> <th>Limit</th> <th>Read</th> <th>Ant</th> <th>Cable</th> <th>Preamp</th> <th>Aux</th> <th>APos</th> <th>TPos</th> <th>Remark</th> </tr> <tr> <th>Freq</th> <th>Level</th> <th>Line Margin</th> <th>Level Factor</th> <th>Loss Factor</th> <th>Factor</th> <th>Factor</th> <th>Factor</th> <th></th> </tr> <tr> <th>MHz</th> <th>dBuV/m</th> <th>dBuV/m</th> <th>dB</th> <th>dBuV</th> <th>dB/m</th> <th>dB</th> <th>dB</th> <th>cm</th> <th>deg</th> </tr> </thead> <tbody> <tr> <td>1</td> <td>2389.88</td> <td>51.91</td> <td>54.00</td> <td>-2.09</td> <td>44.82</td> <td>27.50</td> <td>6.74</td> <td>37.08</td> <td>9.93</td> <td>400</td> <td>186</td> <td>AVERAGE</td> </tr> </tbody> </table>	Limit	Read	Ant	Cable	Preamp	Aux	APos	TPos	Remark	Freq	Level	Line Margin	Level Factor	Loss Factor	Factor	Factor	Factor		MHz	dBuV/m	dBuV/m	dB	dBuV	dB/m	dB	dB	cm	deg	1	2389.88	51.91	54.00	-2.09	44.82	27.50	6.74	37.08	9.93	400	186	AVERAGE	 <p>Level (dBuV/m)</p> <p>Frequency (MHz)</p> <p>AVG_54</p> <p>Site : 03CH13-HY Condition: AVG_54 3m HORN_91200_1326 VERTICAL : RBW:1000.000kHz VBW:0.300kHz SWT:Auto</p> <table border="1"> <thead> <tr> <th>Limit</th> <th>Read</th> <th>Ant</th> <th>Cable</th> <th>Preamp</th> <th>Aux</th> <th>APos</th> <th>TPos</th> <th>Remark</th> </tr> <tr> <th>Freq</th> <th>Level</th> <th>Line Margin</th> <th>Level Factor</th> <th>Loss Factor</th> <th>Factor</th> <th>Factor</th> <th>Factor</th> <th></th> </tr> <tr> <th>MHz</th> <th>dBuV/m</th> <th>dBuV/m</th> <th>dB</th> <th>dBuV</th> <th>dB/m</th> <th>dB</th> <th>dB</th> <th>cm</th> <th>deg</th> </tr> </thead> <tbody> <tr> <td>1</td> <td>2437.00</td> <td>93.54</td> <td>-----</td> <td>-----</td> <td>86.23</td> <td>27.66</td> <td>6.80</td> <td>37.08</td> <td>9.93</td> <td>400</td> <td>186</td> <td>AVERAGE</td> </tr> </tbody> </table>	Limit	Read	Ant	Cable	Preamp	Aux	APos	TPos	Remark	Freq	Level	Line Margin	Level Factor	Loss Factor	Factor	Factor	Factor		MHz	dBuV/m	dBuV/m	dB	dBuV	dB/m	dB	dB	cm	deg	1	2437.00	93.54	-----	-----	86.23	27.66	6.80	37.08	9.93	400	186	AVERAGE
Limit	Read	Ant	Cable	Preamp	Aux	APos	TPos	Remark																																																																												
Freq	Level	Line Margin	Level Factor	Loss Factor	Factor	Factor	Factor																																																																													
MHz	dBuV/m	dBuV/m	dB	dBuV	dB/m	dB	dB	cm	deg																																																																											
1	2389.88	51.91	54.00	-2.09	44.82	27.50	6.74	37.08	9.93	400	186	AVERAGE																																																																								
Limit	Read	Ant	Cable	Preamp	Aux	APos	TPos	Remark																																																																												
Freq	Level	Line Margin	Level Factor	Loss Factor	Factor	Factor	Factor																																																																													
MHz	dBuV/m	dBuV/m	dB	dBuV	dB/m	dB	dB	cm	deg																																																																											
1	2437.00	93.54	-----	-----	86.23	27.66	6.80	37.08	9.93	400	186	AVERAGE																																																																								



Mode	11																																									
	Band Edge - R																																									
	2400-2483.5_802.11n HT40_CH06_2437MHz																																									
ANT	1																																									
Pol.	Vertical	Fundamental																																								
Peak	<p>Level (dBuV/m)</p> <p>Frequency (MHz)</p> <p>PEAK_BE_74</p> <p>Site : 03CH13-HY Condition: PEAK_BE_74 3m HORN_91200_1326 VERTICAL : RBW:1000.000kHz VBW:3000.000kHz SWT:Auto</p> <table border="1"> <thead> <tr> <th>Limit</th> <th>Read</th> <th>Ant</th> <th>Cable</th> <th>Preamp</th> <th>Aux</th> <th>APos</th> <th>TPos</th> <th>Remark</th> </tr> <tr> <th>Freq</th> <th>Level</th> <th>Line</th> <th>Margin</th> <th>Level</th> <th>Factor</th> <th>Loss</th> <th>Factor</th> <th>Factor</th> </tr> <tr> <th>MHz</th> <th>dBuV/m</th> <th>dBuV/m</th> <th>dB</th> <th>dBuV</th> <th>dB/m</th> <th>dB</th> <th>dB</th> <th>dB</th> </tr> </thead> <tbody> <tr> <td>1</td> <td>2484.50</td> <td>60.81</td> <td>74.00</td> <td>-13.19</td> <td>53.28</td> <td>27.00</td> <td>6.87</td> <td>37.07</td> <td>9.93</td> <td>400</td> <td>186</td> <td>PEAK</td> </tr> </tbody> </table>	Limit	Read	Ant	Cable	Preamp	Aux	APos	TPos	Remark	Freq	Level	Line	Margin	Level	Factor	Loss	Factor	Factor	MHz	dBuV/m	dBuV/m	dB	dBuV	dB/m	dB	dB	dB	1	2484.50	60.81	74.00	-13.19	53.28	27.00	6.87	37.07	9.93	400	186	PEAK	Blank
Limit	Read	Ant	Cable	Preamp	Aux	APos	TPos	Remark																																		
Freq	Level	Line	Margin	Level	Factor	Loss	Factor	Factor																																		
MHz	dBuV/m	dBuV/m	dB	dBuV	dB/m	dB	dB	dB																																		
1	2484.50	60.81	74.00	-13.19	53.28	27.00	6.87	37.07	9.93	400	186	PEAK																														
Avg.	<p>Level (dBuV/m)</p> <p>Frequency (MHz)</p> <p>AVG_BE_54</p> <p>Site : 03CH13-HY Condition: AVG_BE_54 3m HORN_91200_1326 VERTICAL : RBW:1000.000kHz VBW:0.300kHz SWT:Auto</p> <table border="1"> <thead> <tr> <th>Limit</th> <th>Read</th> <th>Ant</th> <th>Cable</th> <th>Preamp</th> <th>Aux</th> <th>APos</th> <th>TPos</th> <th>Remark</th> </tr> <tr> <th>Freq</th> <th>Level</th> <th>Line</th> <th>Margin</th> <th>Level</th> <th>Factor</th> <th>Loss</th> <th>Factor</th> <th>Factor</th> </tr> <tr> <th>MHz</th> <th>dBuV/m</th> <th>dBuV/m</th> <th>dB</th> <th>dBuV</th> <th>dB/m</th> <th>dB</th> <th>dB</th> <th>dB</th> </tr> </thead> <tbody> <tr> <td>1</td> <td>2483.56</td> <td>46.32</td> <td>54.00</td> <td>-7.68</td> <td>38.79</td> <td>27.00</td> <td>6.87</td> <td>37.07</td> <td>9.93</td> <td>400</td> <td>186</td> <td>AVERAGE</td> </tr> </tbody> </table>	Limit	Read	Ant	Cable	Preamp	Aux	APos	TPos	Remark	Freq	Level	Line	Margin	Level	Factor	Loss	Factor	Factor	MHz	dBuV/m	dBuV/m	dB	dBuV	dB/m	dB	dB	dB	1	2483.56	46.32	54.00	-7.68	38.79	27.00	6.87	37.07	9.93	400	186	AVERAGE	Blank
Limit	Read	Ant	Cable	Preamp	Aux	APos	TPos	Remark																																		
Freq	Level	Line	Margin	Level	Factor	Loss	Factor	Factor																																		
MHz	dBuV/m	dBuV/m	dB	dBuV	dB/m	dB	dB	dB																																		
1	2483.56	46.32	54.00	-7.68	38.79	27.00	6.87	37.07	9.93	400	186	AVERAGE																														

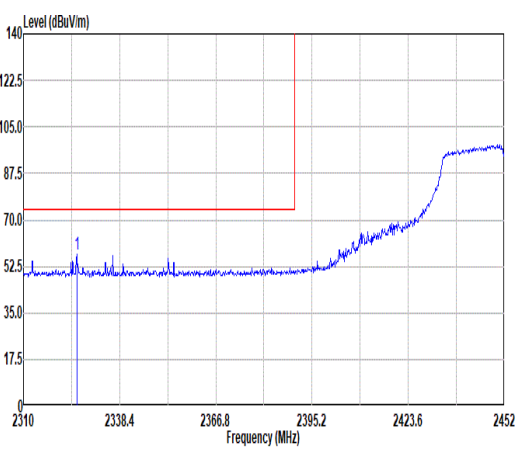
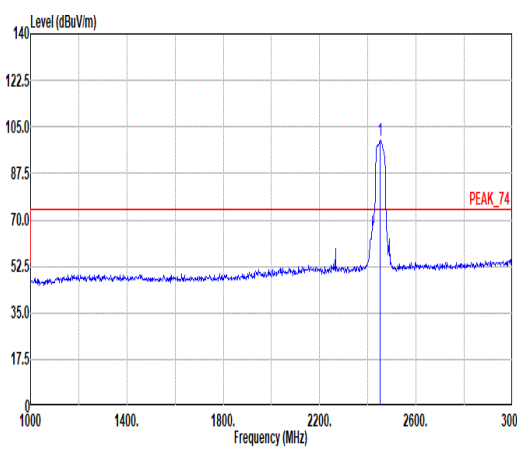
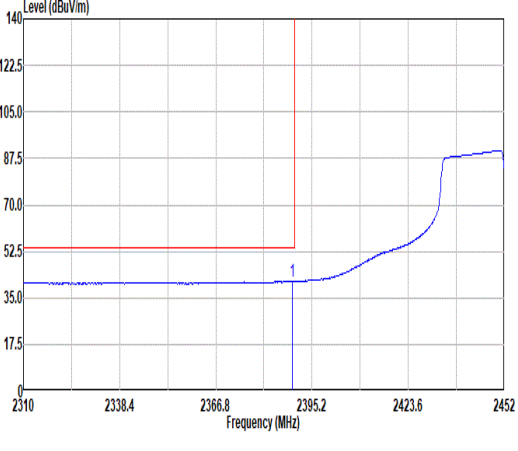
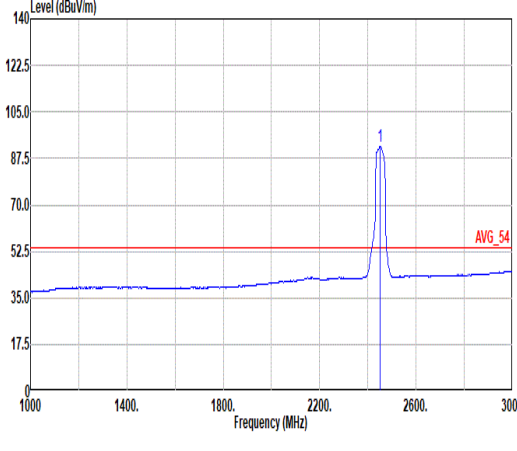


Mode	12																																																																													
	Band Edge - L																																																																													
	2400-2483.5_802.11n HT40_CH09_2452MHz																																																																													
ANT	1																																																																													
Pol.	Horizontal	Fundamental																																																																												
Peak	 <p>Site : 03CH13-HY Condition: PEAK_BE_74 3m HORN_91200_1326 HORIZONTAL : RBW:1000.000kHz VBW:3000.000kHz SWT:Auto</p> <table border="1"> <thead> <tr> <th>Limit</th> <th>Read</th> <th>Ant</th> <th>Cable</th> <th>Preamp</th> <th>Aux</th> <th>APos</th> <th>TPos</th> <th>Remark</th> </tr> <tr> <th>Freq</th> <th>Level</th> <th>Line Margin</th> <th>Level</th> <th>Factor</th> <th>Loss Factor</th> <th>Factor</th> <th></th> <th></th> </tr> <tr> <th>MHz</th> <th>dBuV/m</th> <th>dB</th> <th>dBuV</th> <th>dB/m</th> <th>dB</th> <th>dB</th> <th>cm</th> <th>deg</th> </tr> </thead> <tbody> <tr> <td>1 2339.25</td> <td>57.83</td> <td>74.00</td> <td>-16.17</td> <td>51.12</td> <td>27.20</td> <td>6.67</td> <td>37.09</td> <td>9.93</td> <td>100</td> <td>33 PEAK</td> </tr> </tbody> </table>	Limit	Read	Ant	Cable	Preamp	Aux	APos	TPos	Remark	Freq	Level	Line Margin	Level	Factor	Loss Factor	Factor			MHz	dBuV/m	dB	dBuV	dB/m	dB	dB	cm	deg	1 2339.25	57.83	74.00	-16.17	51.12	27.20	6.67	37.09	9.93	100	33 PEAK	 <p>Site : 03CH13-HY Condition: PEAK_74 3m HORN_91200_1326 HORIZONTAL : RBW:1000.000kHz VBW:3000.000kHz SWT:Auto</p> <table border="1"> <thead> <tr> <th>Limit</th> <th>Read</th> <th>Ant</th> <th>Cable</th> <th>Preamp</th> <th>Aux</th> <th>APos</th> <th>TPos</th> <th>Remark</th> </tr> <tr> <th>Freq</th> <th>Level</th> <th>Line Margin</th> <th>Level</th> <th>Factor</th> <th>Loss Factor</th> <th>Factor</th> <th></th> <th></th> </tr> <tr> <th>MHz</th> <th>dBuV/m</th> <th>dB</th> <th>dBuV</th> <th>dB/m</th> <th>dB</th> <th>dB</th> <th>cm</th> <th>deg</th> </tr> </thead> <tbody> <tr> <td>1 2452.00</td> <td>101.32</td> <td>-----</td> <td>-----</td> <td>94.05</td> <td>27.60</td> <td>6.82</td> <td>37.08</td> <td>9.93</td> <td>100</td> <td>33 PEAK</td> </tr> </tbody> </table>	Limit	Read	Ant	Cable	Preamp	Aux	APos	TPos	Remark	Freq	Level	Line Margin	Level	Factor	Loss Factor	Factor			MHz	dBuV/m	dB	dBuV	dB/m	dB	dB	cm	deg	1 2452.00	101.32	-----	-----	94.05	27.60	6.82	37.08	9.93	100	33 PEAK
Limit	Read	Ant	Cable	Preamp	Aux	APos	TPos	Remark																																																																						
Freq	Level	Line Margin	Level	Factor	Loss Factor	Factor																																																																								
MHz	dBuV/m	dB	dBuV	dB/m	dB	dB	cm	deg																																																																						
1 2339.25	57.83	74.00	-16.17	51.12	27.20	6.67	37.09	9.93	100	33 PEAK																																																																				
Limit	Read	Ant	Cable	Preamp	Aux	APos	TPos	Remark																																																																						
Freq	Level	Line Margin	Level	Factor	Loss Factor	Factor																																																																								
MHz	dBuV/m	dB	dBuV	dB/m	dB	dB	cm	deg																																																																						
1 2452.00	101.32	-----	-----	94.05	27.60	6.82	37.08	9.93	100	33 PEAK																																																																				
Avg.	 <p>Site : 03CH13-HY Condition: AVG_BE_54 3m HORN_91200_1326 HORIZONTAL : RBW:1000.000kHz VBW:0.300kHz SWT:Auto</p> <table border="1"> <thead> <tr> <th>Limit</th> <th>Read</th> <th>Ant</th> <th>Cable</th> <th>Preamp</th> <th>Aux</th> <th>APos</th> <th>TPos</th> <th>Remark</th> </tr> <tr> <th>Freq</th> <th>Level</th> <th>Line Margin</th> <th>Level</th> <th>Factor</th> <th>Loss Factor</th> <th>Factor</th> <th></th> <th></th> </tr> <tr> <th>MHz</th> <th>dBuV/m</th> <th>dB</th> <th>dBuV</th> <th>dB/m</th> <th>dB</th> <th>dB</th> <th>cm</th> <th>deg</th> </tr> </thead> <tbody> <tr> <td>1 2388.53</td> <td>41.66</td> <td>54.00</td> <td>-12.34</td> <td>34.59</td> <td>27.49</td> <td>6.73</td> <td>37.08</td> <td>9.93</td> <td>100</td> <td>33 AVERAGE</td> </tr> </tbody> </table>	Limit	Read	Ant	Cable	Preamp	Aux	APos	TPos	Remark	Freq	Level	Line Margin	Level	Factor	Loss Factor	Factor			MHz	dBuV/m	dB	dBuV	dB/m	dB	dB	cm	deg	1 2388.53	41.66	54.00	-12.34	34.59	27.49	6.73	37.08	9.93	100	33 AVERAGE	 <p>Site : 03CH13-HY Condition: AVG_54 3m HORN_91200_1326 HORIZONTAL : RBW:1000.000kHz VBW:0.300kHz SWT:Auto</p> <table border="1"> <thead> <tr> <th>Limit</th> <th>Read</th> <th>Ant</th> <th>Cable</th> <th>Preamp</th> <th>Aux</th> <th>APos</th> <th>TPos</th> <th>Remark</th> </tr> <tr> <th>Freq</th> <th>Level</th> <th>Line Margin</th> <th>Level</th> <th>Factor</th> <th>Loss Factor</th> <th>Factor</th> <th></th> <th></th> </tr> <tr> <th>MHz</th> <th>dBuV/m</th> <th>dB</th> <th>dBuV</th> <th>dB/m</th> <th>dB</th> <th>dB</th> <th>cm</th> <th>deg</th> </tr> </thead> <tbody> <tr> <td>1 2452.00</td> <td>93.20</td> <td>-----</td> <td>-----</td> <td>85.93</td> <td>27.60</td> <td>6.82</td> <td>37.08</td> <td>9.93</td> <td>100</td> <td>33 AVERAGE</td> </tr> </tbody> </table>	Limit	Read	Ant	Cable	Preamp	Aux	APos	TPos	Remark	Freq	Level	Line Margin	Level	Factor	Loss Factor	Factor			MHz	dBuV/m	dB	dBuV	dB/m	dB	dB	cm	deg	1 2452.00	93.20	-----	-----	85.93	27.60	6.82	37.08	9.93	100	33 AVERAGE
Limit	Read	Ant	Cable	Preamp	Aux	APos	TPos	Remark																																																																						
Freq	Level	Line Margin	Level	Factor	Loss Factor	Factor																																																																								
MHz	dBuV/m	dB	dBuV	dB/m	dB	dB	cm	deg																																																																						
1 2388.53	41.66	54.00	-12.34	34.59	27.49	6.73	37.08	9.93	100	33 AVERAGE																																																																				
Limit	Read	Ant	Cable	Preamp	Aux	APos	TPos	Remark																																																																						
Freq	Level	Line Margin	Level	Factor	Loss Factor	Factor																																																																								
MHz	dBuV/m	dB	dBuV	dB/m	dB	dB	cm	deg																																																																						
1 2452.00	93.20	-----	-----	85.93	27.60	6.82	37.08	9.93	100	33 AVERAGE																																																																				



Mode	12																																									
	Band Edge - R																																									
	2400-2483.5_802.11n_HT40_CH09_2452MHz																																									
ANT	1																																									
Pol.	Horizontal	Fundamental																																								
Peak	<p>Level (dBuV/m)</p> <p>140</p> <p>122.5</p> <p>105.0</p> <p>87.5</p> <p>70.0</p> <p>52.5</p> <p>35.0</p> <p>17.5</p> <p>0</p> <p>2452 2461.6 2471.2 2480.8 2490.4 2500</p> <p>Frequency (MHz)</p> <p>PEAK_BE_74</p> <p>Site : 03CH13-HY Condition: PEAK_BE_74 3m HORN_91200_1326 HORIZONTAL : RBW:1000.000kHz VBW:3000.000kHz SWT:Auto</p> <table border="1"> <thead> <tr> <th>Limit</th> <th>Read</th> <th>Ant</th> <th>Cable</th> <th>Preamp</th> <th>Aux</th> <th>APos</th> <th>TPos</th> <th>Remark</th> </tr> <tr> <th>Freq</th> <th>Level</th> <th>Line</th> <th>Margin</th> <th>Level</th> <th>Factor</th> <th>Loss</th> <th>Factor</th> <th>Factor</th> </tr> <tr> <th>MHz</th> <th>dBuV/m</th> <th>dBuV/m</th> <th>dB</th> <th>dBuV</th> <th>dB/m</th> <th>dB</th> <th>dB</th> <th>dB</th> </tr> </thead> <tbody> <tr> <td>1</td> <td>2486.37</td> <td>64.42</td> <td>74.00</td> <td>-9.58</td> <td>56.89</td> <td>27.80</td> <td>6.87</td> <td>37.07</td> <td>9.93</td> <td>100</td> <td>33</td> <td>PEAK</td> </tr> </tbody> </table>	Limit	Read	Ant	Cable	Preamp	Aux	APos	TPos	Remark	Freq	Level	Line	Margin	Level	Factor	Loss	Factor	Factor	MHz	dBuV/m	dBuV/m	dB	dBuV	dB/m	dB	dB	dB	1	2486.37	64.42	74.00	-9.58	56.89	27.80	6.87	37.07	9.93	100	33	PEAK	Blank
Limit	Read	Ant	Cable	Preamp	Aux	APos	TPos	Remark																																		
Freq	Level	Line	Margin	Level	Factor	Loss	Factor	Factor																																		
MHz	dBuV/m	dBuV/m	dB	dBuV	dB/m	dB	dB	dB																																		
1	2486.37	64.42	74.00	-9.58	56.89	27.80	6.87	37.07	9.93	100	33	PEAK																														
Avg.	<p>Level (dBuV/m)</p> <p>140</p> <p>122.5</p> <p>105.0</p> <p>87.5</p> <p>70.0</p> <p>52.5</p> <p>35.0</p> <p>17.5</p> <p>0</p> <p>2452 2461.6 2471.2 2480.8 2490.4 2500</p> <p>Frequency (MHz)</p> <p>AVG_BE_54</p> <p>Site : 03CH13-HY Condition: AVG_BE_54 3m HORN_91200_1326 HORIZONTAL : RBW:1000.000kHz VBW:0.300kHz SWT:Auto</p> <table border="1"> <thead> <tr> <th>Limit</th> <th>Read</th> <th>Ant</th> <th>Cable</th> <th>Preamp</th> <th>Aux</th> <th>APos</th> <th>TPos</th> <th>Remark</th> </tr> <tr> <th>Freq</th> <th>Level</th> <th>Line</th> <th>Margin</th> <th>Level</th> <th>Factor</th> <th>Loss</th> <th>Factor</th> <th>Factor</th> </tr> <tr> <th>MHz</th> <th>dBuV/m</th> <th>dBuV/m</th> <th>dB</th> <th>dBuV</th> <th>dB/m</th> <th>dB</th> <th>dB</th> <th>dB</th> </tr> </thead> <tbody> <tr> <td>1</td> <td>2483.58</td> <td>50.53</td> <td>54.00</td> <td>-3.47</td> <td>43.00</td> <td>27.80</td> <td>6.87</td> <td>37.07</td> <td>9.93</td> <td>100</td> <td>33</td> <td>AVERAGE</td> </tr> </tbody> </table>	Limit	Read	Ant	Cable	Preamp	Aux	APos	TPos	Remark	Freq	Level	Line	Margin	Level	Factor	Loss	Factor	Factor	MHz	dBuV/m	dBuV/m	dB	dBuV	dB/m	dB	dB	dB	1	2483.58	50.53	54.00	-3.47	43.00	27.80	6.87	37.07	9.93	100	33	AVERAGE	Blank
Limit	Read	Ant	Cable	Preamp	Aux	APos	TPos	Remark																																		
Freq	Level	Line	Margin	Level	Factor	Loss	Factor	Factor																																		
MHz	dBuV/m	dBuV/m	dB	dBuV	dB/m	dB	dB	dB																																		
1	2483.58	50.53	54.00	-3.47	43.00	27.80	6.87	37.07	9.93	100	33	AVERAGE																														



Mode	12																																																																																			
	Band Edge - L																																																																																			
	2400-2483.5_802.11n HT40_CH09_2452MHz																																																																																			
ANT	1																																																																																			
Pol.	Vertical	Fundamental																																																																																		
Peak	 <p>Site : 03CH13-HY Condition: PEAK_BE_74 3m HORN_91200_1326 VERTICAL : RBW:1000.000kHz VBW:3000.000kHz SWT:Auto</p> <table border="1"> <thead> <tr> <th>Limit</th> <th>Read</th> <th>Ant</th> <th>Cable</th> <th>Preamp</th> <th>Aux</th> <th>APos</th> <th>TPos</th> <th>Remark</th> </tr> <tr> <th>Freq</th> <th>Level</th> <th>Line Margin</th> <th>Level</th> <th>Factor</th> <th>Loss Factor</th> <th>Factor</th> <th></th> <th></th> </tr> <tr> <th>MHz</th> <th>dBuV/m</th> <th>dBuV/m</th> <th>dB</th> <th>dBuV</th> <th>dB/m</th> <th>dB</th> <th>dB</th> <th>cm</th> <th>deg</th> </tr> </thead> <tbody> <tr> <td>1</td> <td>2325.76</td> <td>57.18</td> <td>74.00</td> <td>-16.82</td> <td>50.49</td> <td>27.20</td> <td>6.65</td> <td>37.09</td> <td>9.93</td> <td>391</td> <td>303</td> <td>PEAK</td> </tr> </tbody> </table>	Limit	Read	Ant	Cable	Preamp	Aux	APos	TPos	Remark	Freq	Level	Line Margin	Level	Factor	Loss Factor	Factor			MHz	dBuV/m	dBuV/m	dB	dBuV	dB/m	dB	dB	cm	deg	1	2325.76	57.18	74.00	-16.82	50.49	27.20	6.65	37.09	9.93	391	303	PEAK	 <p>Site : 03CH13-HY Condition: PEAK_74 3m HORN_91200_1326 VERTICAL : RBW:1000.000kHz VBW:3000.000kHz SWT:Auto</p> <table border="1"> <thead> <tr> <th>Limit</th> <th>Read</th> <th>Ant</th> <th>Cable</th> <th>Preamp</th> <th>Aux</th> <th>APos</th> <th>TPos</th> <th>Remark</th> </tr> <tr> <th>Freq</th> <th>Level</th> <th>Line Margin</th> <th>Level</th> <th>Factor</th> <th>Loss Factor</th> <th>Factor</th> <th></th> <th></th> </tr> <tr> <th>MHz</th> <th>dBuV/m</th> <th>dBuV/m</th> <th>dB</th> <th>dBuV</th> <th>dB/m</th> <th>dB</th> <th>dB</th> <th>cm</th> <th>deg</th> </tr> </thead> <tbody> <tr> <td>1</td> <td>2452.00</td> <td>99.71</td> <td>-----</td> <td>-----</td> <td>92.44</td> <td>27.60</td> <td>6.82</td> <td>37.08</td> <td>9.93</td> <td>391</td> <td>303</td> <td>PEAK</td> </tr> </tbody> </table>	Limit	Read	Ant	Cable	Preamp	Aux	APos	TPos	Remark	Freq	Level	Line Margin	Level	Factor	Loss Factor	Factor			MHz	dBuV/m	dBuV/m	dB	dBuV	dB/m	dB	dB	cm	deg	1	2452.00	99.71	-----	-----	92.44	27.60	6.82	37.08	9.93	391	303	PEAK
	Limit	Read	Ant	Cable	Preamp	Aux	APos	TPos	Remark																																																																											
Freq	Level	Line Margin	Level	Factor	Loss Factor	Factor																																																																														
MHz	dBuV/m	dBuV/m	dB	dBuV	dB/m	dB	dB	cm	deg																																																																											
1	2325.76	57.18	74.00	-16.82	50.49	27.20	6.65	37.09	9.93	391	303	PEAK																																																																								
Limit	Read	Ant	Cable	Preamp	Aux	APos	TPos	Remark																																																																												
Freq	Level	Line Margin	Level	Factor	Loss Factor	Factor																																																																														
MHz	dBuV/m	dBuV/m	dB	dBuV	dB/m	dB	dB	cm	deg																																																																											
1	2452.00	99.71	-----	-----	92.44	27.60	6.82	37.08	9.93	391	303	PEAK																																																																								
Avg.	 <p>Site : 03CH13-HY Condition: AVG_BE_54 3m HORN_91200_1326 VERTICAL : RBW:1000.000kHz VBW:0.300kHz SWT:Auto</p> <table border="1"> <thead> <tr> <th>Limit</th> <th>Read</th> <th>Ant</th> <th>Cable</th> <th>Preamp</th> <th>Aux</th> <th>APos</th> <th>TPos</th> <th>Remark</th> </tr> <tr> <th>Freq</th> <th>Level</th> <th>Line Margin</th> <th>Level</th> <th>Factor</th> <th>Loss Factor</th> <th>Factor</th> <th></th> <th></th> </tr> <tr> <th>MHz</th> <th>dBuV/m</th> <th>dBuV/m</th> <th>dB</th> <th>dBuV</th> <th>dB/m</th> <th>dB</th> <th>dB</th> <th>cm</th> <th>deg</th> </tr> </thead> <tbody> <tr> <td>1</td> <td>2389.38</td> <td>41.26</td> <td>54.00</td> <td>-12.74</td> <td>34.18</td> <td>27.49</td> <td>6.74</td> <td>37.08</td> <td>9.93</td> <td>391</td> <td>303</td> <td>AVERAGE</td> </tr> </tbody> </table>	Limit	Read	Ant	Cable	Preamp	Aux	APos	TPos	Remark	Freq	Level	Line Margin	Level	Factor	Loss Factor	Factor			MHz	dBuV/m	dBuV/m	dB	dBuV	dB/m	dB	dB	cm	deg	1	2389.38	41.26	54.00	-12.74	34.18	27.49	6.74	37.08	9.93	391	303	AVERAGE	 <p>Site : 03CH13-HY Condition: AVG_54 3m HORN_91200_1326 VERTICAL : RBW:1000.000kHz VBW:0.300kHz SWT:Auto</p> <table border="1"> <thead> <tr> <th>Limit</th> <th>Read</th> <th>Ant</th> <th>Cable</th> <th>Preamp</th> <th>Aux</th> <th>APos</th> <th>TPos</th> <th>Remark</th> </tr> <tr> <th>Freq</th> <th>Level</th> <th>Line Margin</th> <th>Level</th> <th>Factor</th> <th>Loss Factor</th> <th>Factor</th> <th></th> <th></th> </tr> <tr> <th>MHz</th> <th>dBuV/m</th> <th>dBuV/m</th> <th>dB</th> <th>dBuV</th> <th>dB/m</th> <th>dB</th> <th>dB</th> <th>cm</th> <th>deg</th> </tr> </thead> <tbody> <tr> <td>1</td> <td>2452.00</td> <td>92.03</td> <td>-----</td> <td>-----</td> <td>84.76</td> <td>27.60</td> <td>6.82</td> <td>37.08</td> <td>9.93</td> <td>391</td> <td>303</td> <td>AVERAGE</td> </tr> </tbody> </table>	Limit	Read	Ant	Cable	Preamp	Aux	APos	TPos	Remark	Freq	Level	Line Margin	Level	Factor	Loss Factor	Factor			MHz	dBuV/m	dBuV/m	dB	dBuV	dB/m	dB	dB	cm	deg	1	2452.00	92.03	-----	-----	84.76	27.60	6.82	37.08	9.93	391	303	AVERAGE
	Limit	Read	Ant	Cable	Preamp	Aux	APos	TPos	Remark																																																																											
Freq	Level	Line Margin	Level	Factor	Loss Factor	Factor																																																																														
MHz	dBuV/m	dBuV/m	dB	dBuV	dB/m	dB	dB	cm	deg																																																																											
1	2389.38	41.26	54.00	-12.74	34.18	27.49	6.74	37.08	9.93	391	303	AVERAGE																																																																								
Limit	Read	Ant	Cable	Preamp	Aux	APos	TPos	Remark																																																																												
Freq	Level	Line Margin	Level	Factor	Loss Factor	Factor																																																																														
MHz	dBuV/m	dBuV/m	dB	dBuV	dB/m	dB	dB	cm	deg																																																																											
1	2452.00	92.03	-----	-----	84.76	27.60	6.82	37.08	9.93	391	303	AVERAGE																																																																								

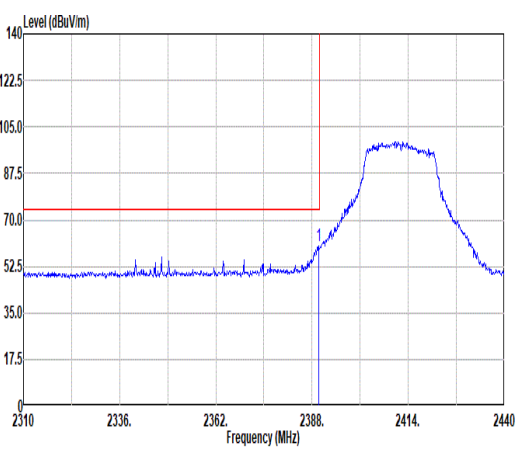
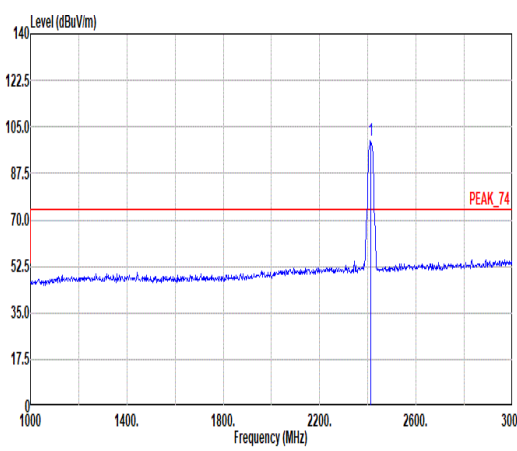
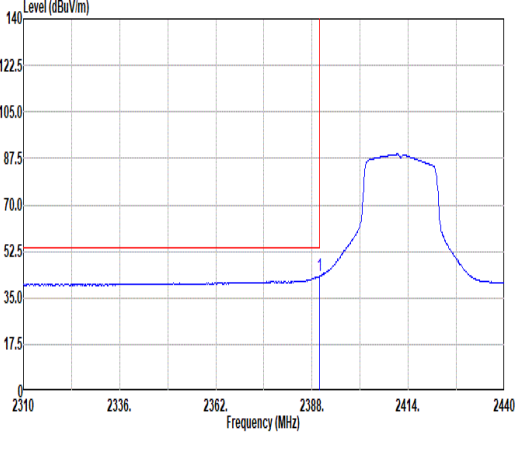
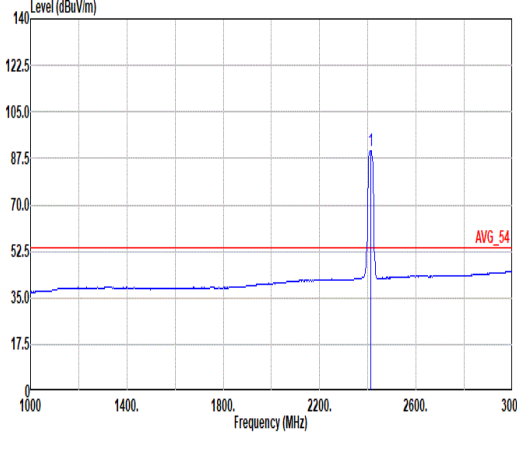


Mode	12																																					
	Band Edge - R																																					
	2400-2483.5_802.11n HT40_CH09_2452MHz																																					
ANT	1																																					
Pol.	Vertical	Fundamental																																				
Peak	<p>Site : 03CH13-HY Condition: PEAK_BE_74 3m HORN_91200_1326 VERTICAL : RBW:1000.000kHz VBW:3000.000kHz SWT:Auto</p> <table border="1"> <thead> <tr> <th>Limit</th> <th>Read</th> <th>Ant</th> <th>Cable</th> <th>Preamp</th> <th>Aux</th> <th>APos</th> <th>TPos</th> <th>Remark</th> </tr> <tr> <th>Freq</th> <th>Level</th> <th>Line</th> <th>Margin</th> <th>Level</th> <th>Factor</th> <th>Loss</th> <th>Factor</th> <th>Factor</th> </tr> <tr> <th>MHz</th> <th>dBuV/m</th> <th>dBuV/m</th> <th>dB</th> <th>dBuV</th> <th>dB/m</th> <th>dB</th> <th>dB</th> <th>dB</th> </tr> </thead> <tbody> <tr> <td>1 2483.82</td> <td>59.95</td> <td>74.00</td> <td>-14.05</td> <td>52.42</td> <td>27.80</td> <td>6.87</td> <td>37.07</td> <td>9.93</td> </tr> </tbody> </table>	Limit	Read	Ant	Cable	Preamp	Aux	APos	TPos	Remark	Freq	Level	Line	Margin	Level	Factor	Loss	Factor	Factor	MHz	dBuV/m	dBuV/m	dB	dBuV	dB/m	dB	dB	dB	1 2483.82	59.95	74.00	-14.05	52.42	27.80	6.87	37.07	9.93	Blank
Limit	Read	Ant	Cable	Preamp	Aux	APos	TPos	Remark																														
Freq	Level	Line	Margin	Level	Factor	Loss	Factor	Factor																														
MHz	dBuV/m	dBuV/m	dB	dBuV	dB/m	dB	dB	dB																														
1 2483.82	59.95	74.00	-14.05	52.42	27.80	6.87	37.07	9.93																														
Avg.	<p>Site : 03CH13-HY Condition: AVG_BE_54 3m HORN_91200_1326 VERTICAL : RBW:1000.000kHz VBW:0.300kHz SWT:Auto</p> <table border="1"> <thead> <tr> <th>Limit</th> <th>Read</th> <th>Ant</th> <th>Cable</th> <th>Preamp</th> <th>Aux</th> <th>APos</th> <th>TPos</th> <th>Remark</th> </tr> <tr> <th>Freq</th> <th>Level</th> <th>Line</th> <th>Margin</th> <th>Level</th> <th>Factor</th> <th>Loss</th> <th>Factor</th> <th>Factor</th> </tr> <tr> <th>MHz</th> <th>dBuV/m</th> <th>dBuV/m</th> <th>dB</th> <th>dBuV</th> <th>dB/m</th> <th>dB</th> <th>dB</th> <th>dB</th> </tr> </thead> <tbody> <tr> <td>1 2483.54</td> <td>46.46</td> <td>54.00</td> <td>-7.54</td> <td>38.93</td> <td>27.80</td> <td>6.87</td> <td>37.07</td> <td>9.93</td> </tr> </tbody> </table>	Limit	Read	Ant	Cable	Preamp	Aux	APos	TPos	Remark	Freq	Level	Line	Margin	Level	Factor	Loss	Factor	Factor	MHz	dBuV/m	dBuV/m	dB	dBuV	dB/m	dB	dB	dB	1 2483.54	46.46	54.00	-7.54	38.93	27.80	6.87	37.07	9.93	Blank
Limit	Read	Ant	Cable	Preamp	Aux	APos	TPos	Remark																														
Freq	Level	Line	Margin	Level	Factor	Loss	Factor	Factor																														
MHz	dBuV/m	dBuV/m	dB	dBuV	dB/m	dB	dB	dB																														
1 2483.54	46.46	54.00	-7.54	38.93	27.80	6.87	37.07	9.93																														



Mode	13																																																																																			
	Band Edge																																																																																			
	2400-2483.5_802.11ax HE20_CH01_Full RU_2412MHz																																																																																			
ANT	1																																																																																			
Pol.	Horizontal	Fundamental																																																																																		
Peak	<p>Site : 03CH13-HY Condition: PEAK_BE_74 3m HORN_91200_1326 HORIZONTAL : RBW:1000.000kHz VBW:3000.000kHz SWT:Auto</p> <table border="1"> <thead> <tr> <th>Limit</th> <th>Read</th> <th>Ant</th> <th>Cable</th> <th>Preamp</th> <th>Aux</th> <th>APos</th> <th>TPos</th> <th>Remark</th> </tr> <tr> <th>Freq</th> <th>Level</th> <th>Line Margin</th> <th>Level Factor</th> <th>Loss Factor</th> <th>Factor</th> <th>Factor</th> <th>Factor</th> <th></th> </tr> <tr> <th>MHz</th> <th>dBuV/m</th> <th>dBuV/m</th> <th>dB</th> <th>dBuV</th> <th>dB/m</th> <th>dB</th> <th>dB</th> <th>cm</th> <th>deg</th> </tr> </thead> <tbody> <tr> <td>1</td> <td>2389.04</td> <td>61.07</td> <td>74.00</td> <td>-12.93</td> <td>53.99</td> <td>27.49</td> <td>6.74</td> <td>37.08</td> <td>9.93</td> <td>120</td> <td>30</td> <td>PEAK</td> </tr> </tbody> </table>	Limit	Read	Ant	Cable	Preamp	Aux	APos	TPos	Remark	Freq	Level	Line Margin	Level Factor	Loss Factor	Factor	Factor	Factor		MHz	dBuV/m	dBuV/m	dB	dBuV	dB/m	dB	dB	cm	deg	1	2389.04	61.07	74.00	-12.93	53.99	27.49	6.74	37.08	9.93	120	30	PEAK	<p>Site : 03CH13-HY Condition: PEAK_74 3m HORN_91200_1326 HORIZONTAL : RBW:1000.000kHz VBW:3000.000kHz SWT:Auto</p> <table border="1"> <thead> <tr> <th>Limit</th> <th>Read</th> <th>Ant</th> <th>Cable</th> <th>Preamp</th> <th>Aux</th> <th>APos</th> <th>TPos</th> <th>Remark</th> </tr> <tr> <th>Freq</th> <th>Level</th> <th>Line Margin</th> <th>Level Factor</th> <th>Loss Factor</th> <th>Factor</th> <th>Factor</th> <th>Factor</th> <th></th> </tr> <tr> <th>MHz</th> <th>dBuV/m</th> <th>dBuV/m</th> <th>dB</th> <th>dBuV</th> <th>dB/m</th> <th>dB</th> <th>dB</th> <th>cm</th> <th>deg</th> </tr> </thead> <tbody> <tr> <td>1</td> <td>2412.00</td> <td>102.00</td> <td>-----</td> <td>-----</td> <td>94.78</td> <td>27.60</td> <td>6.77</td> <td>37.08</td> <td>9.93</td> <td>120</td> <td>30</td> <td>PEAK</td> </tr> </tbody> </table>	Limit	Read	Ant	Cable	Preamp	Aux	APos	TPos	Remark	Freq	Level	Line Margin	Level Factor	Loss Factor	Factor	Factor	Factor		MHz	dBuV/m	dBuV/m	dB	dBuV	dB/m	dB	dB	cm	deg	1	2412.00	102.00	-----	-----	94.78	27.60	6.77	37.08	9.93	120	30	PEAK
	Limit	Read	Ant	Cable	Preamp	Aux	APos	TPos	Remark																																																																											
Freq	Level	Line Margin	Level Factor	Loss Factor	Factor	Factor	Factor																																																																													
MHz	dBuV/m	dBuV/m	dB	dBuV	dB/m	dB	dB	cm	deg																																																																											
1	2389.04	61.07	74.00	-12.93	53.99	27.49	6.74	37.08	9.93	120	30	PEAK																																																																								
Limit	Read	Ant	Cable	Preamp	Aux	APos	TPos	Remark																																																																												
Freq	Level	Line Margin	Level Factor	Loss Factor	Factor	Factor	Factor																																																																													
MHz	dBuV/m	dBuV/m	dB	dBuV	dB/m	dB	dB	cm	deg																																																																											
1	2412.00	102.00	-----	-----	94.78	27.60	6.77	37.08	9.93	120	30	PEAK																																																																								
Avg.	<p>Site : 03CH13-HY Condition: AVG_BE_54 3m HORN_91200_1326 HORIZONTAL : RBW:1000.000kHz VBW:0.300kHz SWT:Auto</p> <table border="1"> <thead> <tr> <th>Limit</th> <th>Read</th> <th>Ant</th> <th>Cable</th> <th>Preamp</th> <th>Aux</th> <th>APos</th> <th>TPos</th> <th>Remark</th> </tr> <tr> <th>Freq</th> <th>Level</th> <th>Line Margin</th> <th>Level Factor</th> <th>Loss Factor</th> <th>Factor</th> <th>Factor</th> <th>Factor</th> <th></th> </tr> <tr> <th>MHz</th> <th>dBuV/m</th> <th>dBuV/m</th> <th>dB</th> <th>dBuV</th> <th>dB/m</th> <th>dB</th> <th>dB</th> <th>cm</th> <th>deg</th> </tr> </thead> <tbody> <tr> <td>1</td> <td>2389.95</td> <td>44.03</td> <td>54.00</td> <td>-9.97</td> <td>36.94</td> <td>27.50</td> <td>6.74</td> <td>37.08</td> <td>9.93</td> <td>120</td> <td>30</td> <td>AVERAGE</td> </tr> </tbody> </table>	Limit	Read	Ant	Cable	Preamp	Aux	APos	TPos	Remark	Freq	Level	Line Margin	Level Factor	Loss Factor	Factor	Factor	Factor		MHz	dBuV/m	dBuV/m	dB	dBuV	dB/m	dB	dB	cm	deg	1	2389.95	44.03	54.00	-9.97	36.94	27.50	6.74	37.08	9.93	120	30	AVERAGE	<p>Site : 03CH13-HY Condition: AVG_54 3m HORN_91200_1326 HORIZONTAL : RBW:1000.000kHz VBW:0.300kHz SWT:Auto</p> <table border="1"> <thead> <tr> <th>Limit</th> <th>Read</th> <th>Ant</th> <th>Cable</th> <th>Preamp</th> <th>Aux</th> <th>APos</th> <th>TPos</th> <th>Remark</th> </tr> <tr> <th>Freq</th> <th>Level</th> <th>Line Margin</th> <th>Level Factor</th> <th>Loss Factor</th> <th>Factor</th> <th>Factor</th> <th>Factor</th> <th></th> </tr> <tr> <th>MHz</th> <th>dBuV/m</th> <th>dBuV/m</th> <th>dB</th> <th>dBuV</th> <th>dB/m</th> <th>dB</th> <th>dB</th> <th>cm</th> <th>deg</th> </tr> </thead> <tbody> <tr> <td>1</td> <td>2412.00</td> <td>93.10</td> <td>-----</td> <td>-----</td> <td>85.88</td> <td>27.60</td> <td>6.77</td> <td>37.08</td> <td>9.93</td> <td>120</td> <td>30</td> <td>AVERAGE</td> </tr> </tbody> </table>	Limit	Read	Ant	Cable	Preamp	Aux	APos	TPos	Remark	Freq	Level	Line Margin	Level Factor	Loss Factor	Factor	Factor	Factor		MHz	dBuV/m	dBuV/m	dB	dBuV	dB/m	dB	dB	cm	deg	1	2412.00	93.10	-----	-----	85.88	27.60	6.77	37.08	9.93	120	30	AVERAGE
Limit	Read	Ant	Cable	Preamp	Aux	APos	TPos	Remark																																																																												
Freq	Level	Line Margin	Level Factor	Loss Factor	Factor	Factor	Factor																																																																													
MHz	dBuV/m	dBuV/m	dB	dBuV	dB/m	dB	dB	cm	deg																																																																											
1	2389.95	44.03	54.00	-9.97	36.94	27.50	6.74	37.08	9.93	120	30	AVERAGE																																																																								
Limit	Read	Ant	Cable	Preamp	Aux	APos	TPos	Remark																																																																												
Freq	Level	Line Margin	Level Factor	Loss Factor	Factor	Factor	Factor																																																																													
MHz	dBuV/m	dBuV/m	dB	dBuV	dB/m	dB	dB	cm	deg																																																																											
1	2412.00	93.10	-----	-----	85.88	27.60	6.77	37.08	9.93	120	30	AVERAGE																																																																								



Mode	13																																																																															
	Band Edge																																																																															
	2400-2483.5_802.11ax HE20_CH01_Full RU_2412MHz																																																																															
ANT	1																																																																															
Pol.	Vertical	Fundamental																																																																														
Peak	 <p>Site : 03CH13-HY Condition: PEAK_BE_74 3m HORN_91200_1326 VERTICAL : RBW:1000.000kHz VBW:3000.000kHz SWT:Auto</p> <table border="1"> <thead> <tr> <th>Limit</th> <th>Read</th> <th>Ant</th> <th>Cable</th> <th>Preamp</th> <th>Aux</th> <th>APos</th> <th>TPos</th> <th>Remark</th> </tr> <tr> <th>Freq</th> <th>Level</th> <th>Line Margin</th> <th>Level</th> <th>Factor</th> <th>Loss Factor</th> <th>Factor</th> <th></th> <th></th> </tr> <tr> <th>MHz</th> <th>dBuV/m</th> <th>dBuV/m</th> <th>dB</th> <th>dBuV</th> <th>dB/m</th> <th>dB</th> <th>dB</th> <th>cm</th> </tr> </thead> <tbody> <tr> <td>1</td> <td>2389.82</td> <td>60.30</td> <td>74.00</td> <td>-13.70</td> <td>53.21</td> <td>27.50</td> <td>6.74</td> <td>37.08</td> <td>9.93</td> <td>364</td> <td>291 PEAK</td> </tr> </tbody> </table>	Limit	Read	Ant	Cable	Preamp	Aux	APos	TPos	Remark	Freq	Level	Line Margin	Level	Factor	Loss Factor	Factor			MHz	dBuV/m	dBuV/m	dB	dBuV	dB/m	dB	dB	cm	1	2389.82	60.30	74.00	-13.70	53.21	27.50	6.74	37.08	9.93	364	291 PEAK	 <p>Site : 03CH13-HY Condition: PEAK_74 3m HORN_91200_1326 VERTICAL : RBW:1000.000kHz VBW:3000.000kHz SWT:Auto</p> <table border="1"> <thead> <tr> <th>Limit</th> <th>Read</th> <th>Ant</th> <th>Cable</th> <th>Preamp</th> <th>Aux</th> <th>APos</th> <th>TPos</th> <th>Remark</th> </tr> <tr> <th>Freq</th> <th>Level</th> <th>Line Margin</th> <th>Level</th> <th>Factor</th> <th>Loss Factor</th> <th>Factor</th> <th></th> <th></th> </tr> <tr> <th>MHz</th> <th>dBuV/m</th> <th>dBuV/m</th> <th>dB</th> <th>dBuV</th> <th>dB/m</th> <th>dB</th> <th>dB</th> <th>cm</th> </tr> </thead> <tbody> <tr> <td>1</td> <td>2412.00</td> <td>99.81</td> <td>-----</td> <td>-----</td> <td>92.60</td> <td>27.60</td> <td>6.76</td> <td>37.08</td> <td>9.93</td> <td>364</td> <td>291 PEAK</td> </tr> </tbody> </table>	Limit	Read	Ant	Cable	Preamp	Aux	APos	TPos	Remark	Freq	Level	Line Margin	Level	Factor	Loss Factor	Factor			MHz	dBuV/m	dBuV/m	dB	dBuV	dB/m	dB	dB	cm	1	2412.00	99.81	-----	-----	92.60	27.60	6.76	37.08	9.93	364	291 PEAK
Limit	Read	Ant	Cable	Preamp	Aux	APos	TPos	Remark																																																																								
Freq	Level	Line Margin	Level	Factor	Loss Factor	Factor																																																																										
MHz	dBuV/m	dBuV/m	dB	dBuV	dB/m	dB	dB	cm																																																																								
1	2389.82	60.30	74.00	-13.70	53.21	27.50	6.74	37.08	9.93	364	291 PEAK																																																																					
Limit	Read	Ant	Cable	Preamp	Aux	APos	TPos	Remark																																																																								
Freq	Level	Line Margin	Level	Factor	Loss Factor	Factor																																																																										
MHz	dBuV/m	dBuV/m	dB	dBuV	dB/m	dB	dB	cm																																																																								
1	2412.00	99.81	-----	-----	92.60	27.60	6.76	37.08	9.93	364	291 PEAK																																																																					
Avg.	 <p>Site : 03CH13-HY Condition: AVG_BE_54 3m HORN_91200_1326 VERTICAL : RBW:1000.000kHz VBW:0.300kHz SWT:Auto</p> <table border="1"> <thead> <tr> <th>Limit</th> <th>Read</th> <th>Ant</th> <th>Cable</th> <th>Preamp</th> <th>Aux</th> <th>APos</th> <th>TPos</th> <th>Remark</th> </tr> <tr> <th>Freq</th> <th>Level</th> <th>Line Margin</th> <th>Level</th> <th>Factor</th> <th>Loss Factor</th> <th>Factor</th> <th></th> <th></th> </tr> <tr> <th>MHz</th> <th>dBuV/m</th> <th>dBuV/m</th> <th>dB</th> <th>dBuV</th> <th>dB/m</th> <th>dB</th> <th>dB</th> <th>cm</th> </tr> </thead> <tbody> <tr> <td>1</td> <td>2389.95</td> <td>43.23</td> <td>54.00</td> <td>-10.77</td> <td>36.14</td> <td>27.50</td> <td>6.74</td> <td>37.08</td> <td>9.93</td> <td>364</td> <td>291 AVERAGE</td> </tr> </tbody> </table>	Limit	Read	Ant	Cable	Preamp	Aux	APos	TPos	Remark	Freq	Level	Line Margin	Level	Factor	Loss Factor	Factor			MHz	dBuV/m	dBuV/m	dB	dBuV	dB/m	dB	dB	cm	1	2389.95	43.23	54.00	-10.77	36.14	27.50	6.74	37.08	9.93	364	291 AVERAGE	 <p>Site : 03CH13-HY Condition: AVG_54 3m HORN_91200_1326 VERTICAL : RBW:1000.000kHz VBW:0.300kHz SWT:Auto</p> <table border="1"> <thead> <tr> <th>Limit</th> <th>Read</th> <th>Ant</th> <th>Cable</th> <th>Preamp</th> <th>Aux</th> <th>APos</th> <th>TPos</th> <th>Remark</th> </tr> <tr> <th>Freq</th> <th>Level</th> <th>Line Margin</th> <th>Level</th> <th>Factor</th> <th>Loss Factor</th> <th>Factor</th> <th></th> <th></th> </tr> <tr> <th>MHz</th> <th>dBuV/m</th> <th>dBuV/m</th> <th>dB</th> <th>dBuV</th> <th>dB/m</th> <th>dB</th> <th>dB</th> <th>cm</th> </tr> </thead> <tbody> <tr> <td>1</td> <td>2412.00</td> <td>90.56</td> <td>-----</td> <td>-----</td> <td>83.35</td> <td>27.60</td> <td>6.76</td> <td>37.08</td> <td>9.93</td> <td>364</td> <td>291 AVERAGE</td> </tr> </tbody> </table>	Limit	Read	Ant	Cable	Preamp	Aux	APos	TPos	Remark	Freq	Level	Line Margin	Level	Factor	Loss Factor	Factor			MHz	dBuV/m	dBuV/m	dB	dBuV	dB/m	dB	dB	cm	1	2412.00	90.56	-----	-----	83.35	27.60	6.76	37.08	9.93	364	291 AVERAGE
Limit	Read	Ant	Cable	Preamp	Aux	APos	TPos	Remark																																																																								
Freq	Level	Line Margin	Level	Factor	Loss Factor	Factor																																																																										
MHz	dBuV/m	dBuV/m	dB	dBuV	dB/m	dB	dB	cm																																																																								
1	2389.95	43.23	54.00	-10.77	36.14	27.50	6.74	37.08	9.93	364	291 AVERAGE																																																																					
Limit	Read	Ant	Cable	Preamp	Aux	APos	TPos	Remark																																																																								
Freq	Level	Line Margin	Level	Factor	Loss Factor	Factor																																																																										
MHz	dBuV/m	dBuV/m	dB	dBuV	dB/m	dB	dB	cm																																																																								
1	2412.00	90.56	-----	-----	83.35	27.60	6.76	37.08	9.93	364	291 AVERAGE																																																																					

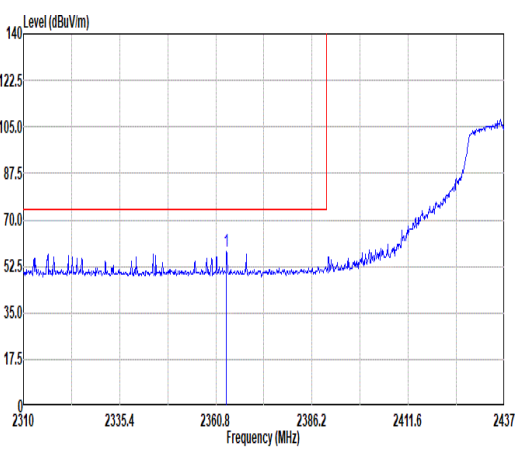
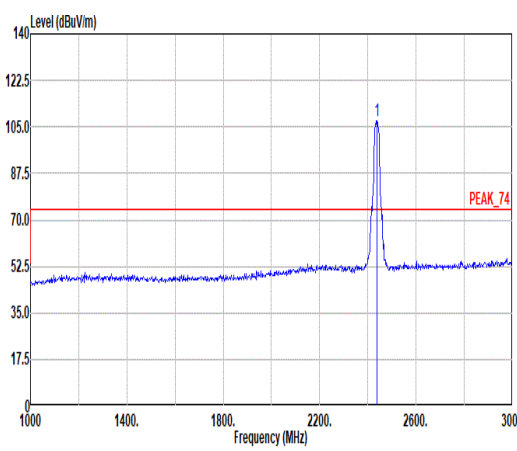
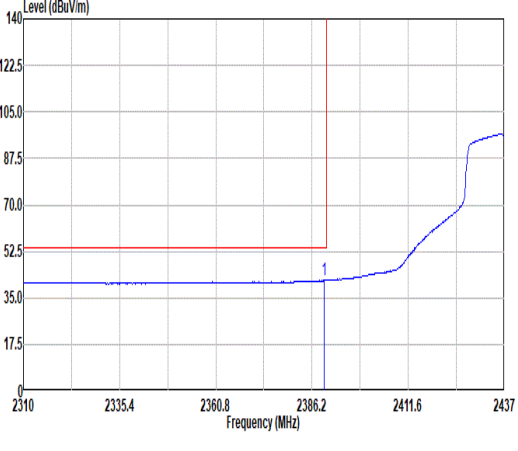
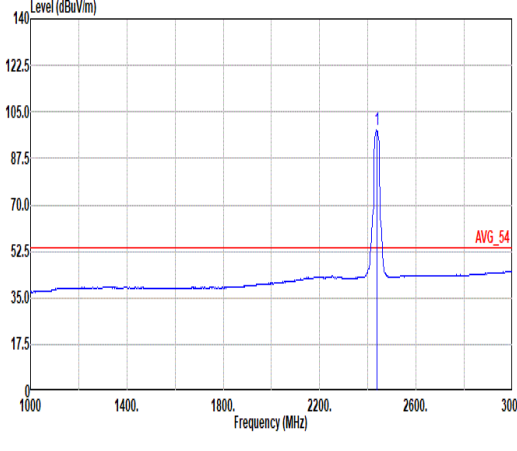


Mode	13																																																																																																																																																																																																															
	Harmonic																																																																																																																																																																																																															
	2400-2483.5_802.11ax HE20_CH01_Full RU_2412MHz																																																																																																																																																																																																															
ANT	1																																																																																																																																																																																																															
Pol.	Horizontal	Vertical																																																																																																																																																																																																														
Peak Avg.	<p>Site : 03CH13-HY Condition: PEAK_74 3m HORN_91200_1326 HORIZONTAL</p> <table border="1"> <thead> <tr> <th></th> <th>Limit</th> <th>Read</th> <th>Ant</th> <th>Cable</th> <th>Preamp</th> <th>Aux</th> <th>APos</th> <th>TPos</th> <th>Remark</th> </tr> <tr> <th>Freq</th> <th>Level</th> <th>Line Margin</th> <th>Level</th> <th>Factor</th> <th>Loss Factor</th> <th>Factor</th> <th></th> <th></th> <th></th> </tr> <tr> <th></th> <th>MHz</th> <th>dBuV/m</th> <th>dBuV/m</th> <th>dB</th> <th>dBuV</th> <th>dB/m</th> <th>dB</th> <th>dB</th> <th>cm</th> <th>deg</th> </tr> </thead> <tbody> <tr> <td>1</td> <td>2282.00</td> <td>61.69</td> <td>74.00</td> <td>-12.31</td> <td>55.19</td> <td>27.20</td> <td>6.48</td> <td>37.11</td> <td>9.93</td> <td>139</td> <td>24 PEAK</td> </tr> <tr> <td>2</td> <td>2282.00</td> <td>41.58</td> <td>54.00</td> <td>-12.42</td> <td>35.08</td> <td>27.20</td> <td>6.48</td> <td>37.11</td> <td>9.93</td> <td>139</td> <td>24 AVERAGE</td> </tr> <tr> <td>3</td> <td>3859.00</td> <td>59.65</td> <td>74.00</td> <td>-14.35</td> <td>77.12</td> <td>30.94</td> <td>9.35</td> <td>58.69</td> <td>0.93</td> <td>394</td> <td>88 Peak</td> </tr> <tr> <td>4</td> <td>3859.00</td> <td>51.92</td> <td>54.00</td> <td>-2.08</td> <td>69.39</td> <td>30.94</td> <td>9.35</td> <td>58.69</td> <td>0.93</td> <td>394</td> <td>88 Average</td> </tr> <tr> <td>5</td> <td>4824.00</td> <td>52.25</td> <td>74.00</td> <td>-21.75</td> <td>66.97</td> <td>32.50</td> <td>9.47</td> <td>57.39</td> <td>0.70</td> <td>400</td> <td>134 PEAK</td> </tr> <tr> <td>6</td> <td>4824.00</td> <td>39.94</td> <td>54.00</td> <td>-14.06</td> <td>54.66</td> <td>32.50</td> <td>9.47</td> <td>57.39</td> <td>0.70</td> <td>400</td> <td>134 Average</td> </tr> </tbody> </table>		Limit	Read	Ant	Cable	Preamp	Aux	APos	TPos	Remark	Freq	Level	Line Margin	Level	Factor	Loss Factor	Factor					MHz	dBuV/m	dBuV/m	dB	dBuV	dB/m	dB	dB	cm	deg	1	2282.00	61.69	74.00	-12.31	55.19	27.20	6.48	37.11	9.93	139	24 PEAK	2	2282.00	41.58	54.00	-12.42	35.08	27.20	6.48	37.11	9.93	139	24 AVERAGE	3	3859.00	59.65	74.00	-14.35	77.12	30.94	9.35	58.69	0.93	394	88 Peak	4	3859.00	51.92	54.00	-2.08	69.39	30.94	9.35	58.69	0.93	394	88 Average	5	4824.00	52.25	74.00	-21.75	66.97	32.50	9.47	57.39	0.70	400	134 PEAK	6	4824.00	39.94	54.00	-14.06	54.66	32.50	9.47	57.39	0.70	400	134 Average	<p>Site : 03CH13-HY Condition: PEAK_74 3m HORN_91200_1326 VERTICAL</p> <table border="1"> <thead> <tr> <th></th> <th>Limit</th> <th>Read</th> <th>Ant</th> <th>Cable</th> <th>Preamp</th> <th>Aux</th> <th>APos</th> <th>TPos</th> <th>Remark</th> </tr> <tr> <th>Freq</th> <th>Level</th> <th>Line Margin</th> <th>Level</th> <th>Factor</th> <th>Loss Factor</th> <th>Factor</th> <th></th> <th></th> <th></th> </tr> <tr> <th></th> <th>MHz</th> <th>dBuV/m</th> <th>dBuV/m</th> <th>dB</th> <th>dBuV</th> <th>dB/m</th> <th>dB</th> <th>dB</th> <th>cm</th> <th>deg</th> </tr> </thead> <tbody> <tr> <td>1</td> <td>2260.00</td> <td>60.65</td> <td>74.00</td> <td>-13.35</td> <td>54.06</td> <td>27.20</td> <td>6.56</td> <td>37.10</td> <td>9.93</td> <td>360</td> <td>195 PEAK</td> </tr> <tr> <td>2</td> <td>2260.00</td> <td>41.42</td> <td>54.00</td> <td>-12.58</td> <td>34.83</td> <td>27.20</td> <td>6.56</td> <td>37.10</td> <td>9.93</td> <td>360</td> <td>195 AVERAGE</td> </tr> <tr> <td>3</td> <td>3859.00</td> <td>54.91</td> <td>74.00</td> <td>-19.09</td> <td>72.38</td> <td>30.94</td> <td>9.35</td> <td>58.69</td> <td>0.93</td> <td>400</td> <td>162 Peak</td> </tr> <tr> <td>4</td> <td>3859.00</td> <td>47.08</td> <td>54.00</td> <td>-6.92</td> <td>64.55</td> <td>30.94</td> <td>9.35</td> <td>58.69</td> <td>0.93</td> <td>400</td> <td>162 Average</td> </tr> <tr> <td>5</td> <td>4824.00</td> <td>53.29</td> <td>74.00</td> <td>-20.71</td> <td>68.01</td> <td>32.50</td> <td>9.47</td> <td>57.39</td> <td>0.70</td> <td>310</td> <td>214 PEAK</td> </tr> <tr> <td>6</td> <td>4824.00</td> <td>42.20</td> <td>54.00</td> <td>-11.80</td> <td>56.92</td> <td>32.50</td> <td>9.47</td> <td>57.39</td> <td>0.70</td> <td>310</td> <td>214 Average</td> </tr> </tbody> </table>		Limit	Read	Ant	Cable	Preamp	Aux	APos	TPos	Remark	Freq	Level	Line Margin	Level	Factor	Loss Factor	Factor					MHz	dBuV/m	dBuV/m	dB	dBuV	dB/m	dB	dB	cm	deg	1	2260.00	60.65	74.00	-13.35	54.06	27.20	6.56	37.10	9.93	360	195 PEAK	2	2260.00	41.42	54.00	-12.58	34.83	27.20	6.56	37.10	9.93	360	195 AVERAGE	3	3859.00	54.91	74.00	-19.09	72.38	30.94	9.35	58.69	0.93	400	162 Peak	4	3859.00	47.08	54.00	-6.92	64.55	30.94	9.35	58.69	0.93	400	162 Average	5	4824.00	53.29	74.00	-20.71	68.01	32.50	9.47	57.39	0.70	310	214 PEAK	6	4824.00	42.20	54.00	-11.80	56.92	32.50	9.47	57.39	0.70	310	214 Average
	Limit	Read	Ant	Cable	Preamp	Aux	APos	TPos	Remark																																																																																																																																																																																																							
Freq	Level	Line Margin	Level	Factor	Loss Factor	Factor																																																																																																																																																																																																										
	MHz	dBuV/m	dBuV/m	dB	dBuV	dB/m	dB	dB	cm	deg																																																																																																																																																																																																						
1	2282.00	61.69	74.00	-12.31	55.19	27.20	6.48	37.11	9.93	139	24 PEAK																																																																																																																																																																																																					
2	2282.00	41.58	54.00	-12.42	35.08	27.20	6.48	37.11	9.93	139	24 AVERAGE																																																																																																																																																																																																					
3	3859.00	59.65	74.00	-14.35	77.12	30.94	9.35	58.69	0.93	394	88 Peak																																																																																																																																																																																																					
4	3859.00	51.92	54.00	-2.08	69.39	30.94	9.35	58.69	0.93	394	88 Average																																																																																																																																																																																																					
5	4824.00	52.25	74.00	-21.75	66.97	32.50	9.47	57.39	0.70	400	134 PEAK																																																																																																																																																																																																					
6	4824.00	39.94	54.00	-14.06	54.66	32.50	9.47	57.39	0.70	400	134 Average																																																																																																																																																																																																					
	Limit	Read	Ant	Cable	Preamp	Aux	APos	TPos	Remark																																																																																																																																																																																																							
Freq	Level	Line Margin	Level	Factor	Loss Factor	Factor																																																																																																																																																																																																										
	MHz	dBuV/m	dBuV/m	dB	dBuV	dB/m	dB	dB	cm	deg																																																																																																																																																																																																						
1	2260.00	60.65	74.00	-13.35	54.06	27.20	6.56	37.10	9.93	360	195 PEAK																																																																																																																																																																																																					
2	2260.00	41.42	54.00	-12.58	34.83	27.20	6.56	37.10	9.93	360	195 AVERAGE																																																																																																																																																																																																					
3	3859.00	54.91	74.00	-19.09	72.38	30.94	9.35	58.69	0.93	400	162 Peak																																																																																																																																																																																																					
4	3859.00	47.08	54.00	-6.92	64.55	30.94	9.35	58.69	0.93	400	162 Average																																																																																																																																																																																																					
5	4824.00	53.29	74.00	-20.71	68.01	32.50	9.47	57.39	0.70	310	214 PEAK																																																																																																																																																																																																					
6	4824.00	42.20	54.00	-11.80	56.92	32.50	9.47	57.39	0.70	310	214 Average																																																																																																																																																																																																					



Mode	13	
	Harmonic	
	2400-2483.5_802.11ax HE20_CH01_Full RU_2412MHz	
ANT	1	
Pol.	Horizontal	Vertical
14.47G ~14.5G Avg.	<p>Site : 03CH13-HY Condition: AVG_54 3m HORN_91200_1326 HORIZONTAL</p>	<p>Site : 03CH13-HY Condition: AVG_54 3m HORN_91200_1326 VERTICAL</p>
	17.7G ~18G Avg.	<p>Site : 03CH13-HY Condition: AVG_54 3m HORN_91200_1326 HORIZONTAL</p>

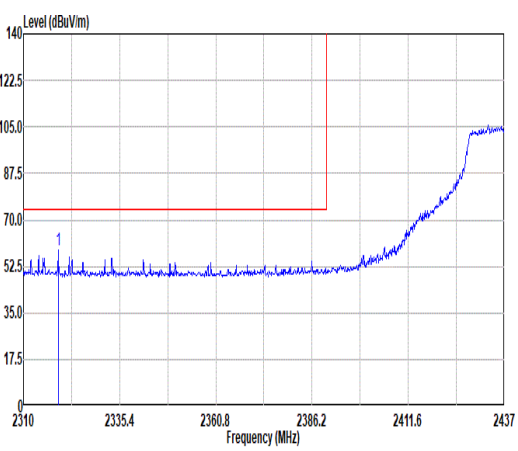
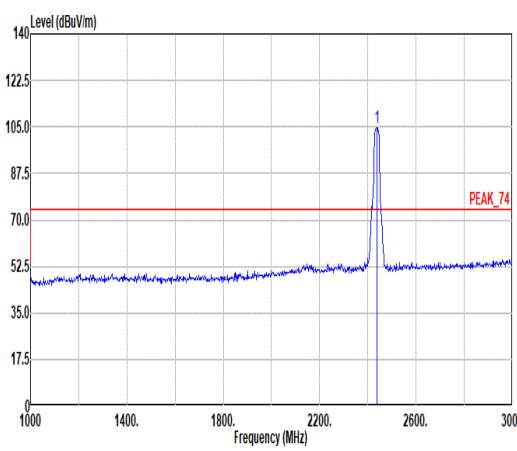
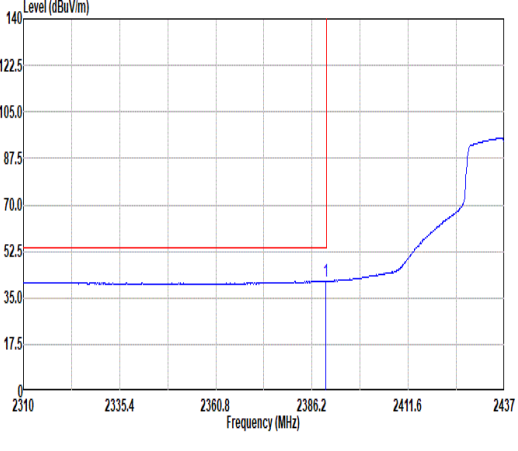
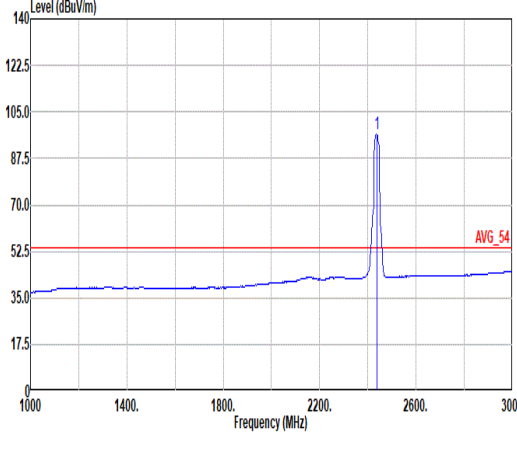


Mode	14																																																																																			
	Band Edge - L																																																																																			
	2400-2483.5_802.11ax HE20_CH06_Full RU_2437MHz																																																																																			
ANT	1																																																																																			
Pol.	Horizontal	Fundamental																																																																																		
Peak	 <p>Site : 03CH13-HY Condition: PEAK_BE_74 3m HORN_91200_1326 HORIZONTAL : RBW:1000.000kHz VBW:3000.000kHz SWT:Auto</p> <table border="1"> <thead> <tr> <th>Limit</th> <th>Read</th> <th>Ant</th> <th>Cable</th> <th>Preamp</th> <th>Aux</th> <th>APos</th> <th>TPos</th> <th>Remark</th> </tr> <tr> <th>Freq</th> <th>Level</th> <th>Line Margin</th> <th>Level</th> <th>Factor</th> <th>Loss Factor</th> <th>Factor</th> <th></th> <th></th> </tr> <tr> <th>MHz</th> <th>dBuV/m</th> <th>dBuV/m</th> <th>dB</th> <th>dBuV</th> <th>dB/m</th> <th>dB</th> <th>dB</th> <th>cm</th> <th>deg</th> </tr> </thead> <tbody> <tr> <td>1</td> <td>2363.59</td> <td>58.16</td> <td>74.00</td> <td>-15.84</td> <td>51.28</td> <td>27.34</td> <td>6.70</td> <td>37.09</td> <td>9.93</td> <td>106</td> <td>30</td> <td>PEAK</td> </tr> </tbody> </table>	Limit	Read	Ant	Cable	Preamp	Aux	APos	TPos	Remark	Freq	Level	Line Margin	Level	Factor	Loss Factor	Factor			MHz	dBuV/m	dBuV/m	dB	dBuV	dB/m	dB	dB	cm	deg	1	2363.59	58.16	74.00	-15.84	51.28	27.34	6.70	37.09	9.93	106	30	PEAK	 <p>Site : 03CH13-HY Condition: PEAK_74 3m HORN_91200_1326 HORIZONTAL : RBW:1000.000kHz VBW:3000.000kHz SWT:Auto</p> <table border="1"> <thead> <tr> <th>Limit</th> <th>Read</th> <th>Ant</th> <th>Cable</th> <th>Preamp</th> <th>Aux</th> <th>APos</th> <th>TPos</th> <th>Remark</th> </tr> <tr> <th>Freq</th> <th>Level</th> <th>Line Margin</th> <th>Level</th> <th>Factor</th> <th>Loss Factor</th> <th>Factor</th> <th></th> <th></th> </tr> <tr> <th>MHz</th> <th>dBuV/m</th> <th>dBuV/m</th> <th>dB</th> <th>dBuV</th> <th>dB/m</th> <th>dB</th> <th>dB</th> <th>cm</th> <th>deg</th> </tr> </thead> <tbody> <tr> <td>1</td> <td>2437.00</td> <td>107.23</td> <td>-----</td> <td>-----</td> <td>99.94</td> <td>27.64</td> <td>6.80</td> <td>37.08</td> <td>9.93</td> <td>106</td> <td>30</td> <td>PEAK</td> </tr> </tbody> </table>	Limit	Read	Ant	Cable	Preamp	Aux	APos	TPos	Remark	Freq	Level	Line Margin	Level	Factor	Loss Factor	Factor			MHz	dBuV/m	dBuV/m	dB	dBuV	dB/m	dB	dB	cm	deg	1	2437.00	107.23	-----	-----	99.94	27.64	6.80	37.08	9.93	106	30	PEAK
	Limit	Read	Ant	Cable	Preamp	Aux	APos	TPos	Remark																																																																											
Freq	Level	Line Margin	Level	Factor	Loss Factor	Factor																																																																														
MHz	dBuV/m	dBuV/m	dB	dBuV	dB/m	dB	dB	cm	deg																																																																											
1	2363.59	58.16	74.00	-15.84	51.28	27.34	6.70	37.09	9.93	106	30	PEAK																																																																								
Limit	Read	Ant	Cable	Preamp	Aux	APos	TPos	Remark																																																																												
Freq	Level	Line Margin	Level	Factor	Loss Factor	Factor																																																																														
MHz	dBuV/m	dBuV/m	dB	dBuV	dB/m	dB	dB	cm	deg																																																																											
1	2437.00	107.23	-----	-----	99.94	27.64	6.80	37.08	9.93	106	30	PEAK																																																																								
Avg.	 <p>Site : 03CH13-HY Condition: AVG_BE_54 3m HORN_91200_1326 HORIZONTAL : RBW:1000.000kHz VBW:0.300kHz SWT:Auto</p> <table border="1"> <thead> <tr> <th>Limit</th> <th>Read</th> <th>Ant</th> <th>Cable</th> <th>Preamp</th> <th>Aux</th> <th>APos</th> <th>TPos</th> <th>Remark</th> </tr> <tr> <th>Freq</th> <th>Level</th> <th>Line Margin</th> <th>Level</th> <th>Factor</th> <th>Loss Factor</th> <th>Factor</th> <th></th> <th></th> </tr> <tr> <th>MHz</th> <th>dBuV/m</th> <th>dBuV/m</th> <th>dB</th> <th>dBuV</th> <th>dB/m</th> <th>dB</th> <th>dB</th> <th>cm</th> <th>deg</th> </tr> </thead> <tbody> <tr> <td>1</td> <td>2389.38</td> <td>41.72</td> <td>54.00</td> <td>-12.28</td> <td>34.64</td> <td>27.49</td> <td>6.74</td> <td>37.08</td> <td>9.93</td> <td>106</td> <td>30</td> <td>AVERAGE</td> </tr> </tbody> </table>	Limit	Read	Ant	Cable	Preamp	Aux	APos	TPos	Remark	Freq	Level	Line Margin	Level	Factor	Loss Factor	Factor			MHz	dBuV/m	dBuV/m	dB	dBuV	dB/m	dB	dB	cm	deg	1	2389.38	41.72	54.00	-12.28	34.64	27.49	6.74	37.08	9.93	106	30	AVERAGE	 <p>Site : 03CH13-HY Condition: AVG_54 3m HORN_91200_1326 HORIZONTAL : RBW:1000.000kHz VBW:0.300kHz SWT:Auto</p> <table border="1"> <thead> <tr> <th>Limit</th> <th>Read</th> <th>Ant</th> <th>Cable</th> <th>Preamp</th> <th>Aux</th> <th>APos</th> <th>TPos</th> <th>Remark</th> </tr> <tr> <th>Freq</th> <th>Level</th> <th>Line Margin</th> <th>Level</th> <th>Factor</th> <th>Loss Factor</th> <th>Factor</th> <th></th> <th></th> </tr> <tr> <th>MHz</th> <th>dBuV/m</th> <th>dBuV/m</th> <th>dB</th> <th>dBuV</th> <th>dB/m</th> <th>dB</th> <th>dB</th> <th>cm</th> <th>deg</th> </tr> </thead> <tbody> <tr> <td>1</td> <td>2437.00</td> <td>98.16</td> <td>-----</td> <td>-----</td> <td>90.87</td> <td>27.64</td> <td>6.80</td> <td>37.08</td> <td>9.93</td> <td>106</td> <td>30</td> <td>AVERAGE</td> </tr> </tbody> </table>	Limit	Read	Ant	Cable	Preamp	Aux	APos	TPos	Remark	Freq	Level	Line Margin	Level	Factor	Loss Factor	Factor			MHz	dBuV/m	dBuV/m	dB	dBuV	dB/m	dB	dB	cm	deg	1	2437.00	98.16	-----	-----	90.87	27.64	6.80	37.08	9.93	106	30	AVERAGE
	Limit	Read	Ant	Cable	Preamp	Aux	APos	TPos	Remark																																																																											
Freq	Level	Line Margin	Level	Factor	Loss Factor	Factor																																																																														
MHz	dBuV/m	dBuV/m	dB	dBuV	dB/m	dB	dB	cm	deg																																																																											
1	2389.38	41.72	54.00	-12.28	34.64	27.49	6.74	37.08	9.93	106	30	AVERAGE																																																																								
Limit	Read	Ant	Cable	Preamp	Aux	APos	TPos	Remark																																																																												
Freq	Level	Line Margin	Level	Factor	Loss Factor	Factor																																																																														
MHz	dBuV/m	dBuV/m	dB	dBuV	dB/m	dB	dB	cm	deg																																																																											
1	2437.00	98.16	-----	-----	90.87	27.64	6.80	37.08	9.93	106	30	AVERAGE																																																																								



Mode	14																																																																
	Band Edge - R																																																																
	2400-2483.5_802.11ax HE20_CH06_Full RU_2437MHz																																																																
ANT	1																																																																
Pol.	Horizontal	Fundamental																																																															
Peak	<p>Site : 03CH13-HY Condition: PEAK_BE_74 3m HORN_91200_1326 HORIZONTAL : RBW:1000.000kHz VBW:3000.000kHz SMT:Auto</p> <table border="1"> <thead> <tr> <th>Limit</th> <th>Read</th> <th>Ant</th> <th>Cable</th> <th>Preamp</th> <th>Aux</th> <th>APos</th> <th>TPos</th> <th>Remark</th> </tr> <tr> <th>Freq</th> <th>Level</th> <th>Line Margin</th> <th>Level</th> <th>Factor</th> <th>Loss</th> <th>Factor</th> <th>Factor</th> <th></th> </tr> <tr> <th>MHz</th> <th>dBuV/m</th> <th>dBuV/m</th> <th>dB</th> <th>dBuV</th> <th>dB/m</th> <th>dB</th> <th>dB</th> <th>dB</th> </tr> </thead> <tbody> <tr> <td>1 2487.21</td> <td>52.03</td> <td>74.00</td> <td>-21.97</td> <td>44.50</td> <td>27.80</td> <td>6.87</td> <td>37.07</td> <td>9.93</td> </tr> <tr> <td></td> <td></td> <td></td> <td></td> <td></td> <td></td> <td></td> <td></td> <td>106</td> </tr> <tr> <td></td> <td></td> <td></td> <td></td> <td></td> <td></td> <td></td> <td></td> <td>30</td> </tr> <tr> <td></td> <td></td> <td></td> <td></td> <td></td> <td></td> <td></td> <td></td> <td>PEAK</td> </tr> </tbody> </table>	Limit	Read	Ant	Cable	Preamp	Aux	APos	TPos	Remark	Freq	Level	Line Margin	Level	Factor	Loss	Factor	Factor		MHz	dBuV/m	dBuV/m	dB	dBuV	dB/m	dB	dB	dB	1 2487.21	52.03	74.00	-21.97	44.50	27.80	6.87	37.07	9.93									106									30									PEAK	Blank
Limit	Read	Ant	Cable	Preamp	Aux	APos	TPos	Remark																																																									
Freq	Level	Line Margin	Level	Factor	Loss	Factor	Factor																																																										
MHz	dBuV/m	dBuV/m	dB	dBuV	dB/m	dB	dB	dB																																																									
1 2487.21	52.03	74.00	-21.97	44.50	27.80	6.87	37.07	9.93																																																									
								106																																																									
								30																																																									
								PEAK																																																									
Avg.	<p>Site : 03CH13-HY Condition: AVG_BE_54 3m HORN_91200_1326 HORIZONTAL : RBW:1000.000kHz VBW:0.300kHz SMT:Auto</p> <table border="1"> <thead> <tr> <th>Limit</th> <th>Read</th> <th>Ant</th> <th>Cable</th> <th>Preamp</th> <th>Aux</th> <th>APos</th> <th>TPos</th> <th>Remark</th> </tr> <tr> <th>Freq</th> <th>Level</th> <th>Line Margin</th> <th>Level</th> <th>Factor</th> <th>Loss</th> <th>Factor</th> <th>Factor</th> <th></th> </tr> <tr> <th>MHz</th> <th>dBuV/m</th> <th>dBuV/m</th> <th>dB</th> <th>dBuV</th> <th>dB/m</th> <th>dB</th> <th>dB</th> <th>dB</th> </tr> </thead> <tbody> <tr> <td>1 2489.48</td> <td>41.37</td> <td>54.00</td> <td>-12.63</td> <td>33.83</td> <td>27.80</td> <td>6.88</td> <td>37.07</td> <td>9.93</td> </tr> <tr> <td></td> <td></td> <td></td> <td></td> <td></td> <td></td> <td></td> <td></td> <td>106</td> </tr> <tr> <td></td> <td></td> <td></td> <td></td> <td></td> <td></td> <td></td> <td></td> <td>30</td> </tr> <tr> <td></td> <td></td> <td></td> <td></td> <td></td> <td></td> <td></td> <td></td> <td>AVERAGE</td> </tr> </tbody> </table>	Limit	Read	Ant	Cable	Preamp	Aux	APos	TPos	Remark	Freq	Level	Line Margin	Level	Factor	Loss	Factor	Factor		MHz	dBuV/m	dBuV/m	dB	dBuV	dB/m	dB	dB	dB	1 2489.48	41.37	54.00	-12.63	33.83	27.80	6.88	37.07	9.93									106									30									AVERAGE	Blank
Limit	Read	Ant	Cable	Preamp	Aux	APos	TPos	Remark																																																									
Freq	Level	Line Margin	Level	Factor	Loss	Factor	Factor																																																										
MHz	dBuV/m	dBuV/m	dB	dBuV	dB/m	dB	dB	dB																																																									
1 2489.48	41.37	54.00	-12.63	33.83	27.80	6.88	37.07	9.93																																																									
								106																																																									
								30																																																									
								AVERAGE																																																									



Mode	14																																																	
	Band Edge - L																																																	
	2400-2483.5_802.11ax HE20_CH06_Full RU_2437MHz																																																	
ANT	1																																																	
Pol.	Vertical	Fundamental																																																
Peak	 <p>Level (dBuV/m) vs Frequency (MHz)</p> <p>Site : 03CH13-HY Condition: PEAK_BE_74 3m HORN_91200_1326 VERTICAL : RBW:1000.000kHz VBW:3000.000kHz SWT:Auto</p> <table border="1"> <thead> <tr> <th>Peak</th> <th>Freq (MHz)</th> <th>Level (dBuV/m)</th> <th>Line Margin (dB)</th> <th>Read Level (dBuV)</th> <th>Ant Factor (dB/m)</th> <th>Cable Loss (dB)</th> <th>Preamp Loss (dB)</th> <th>Aux Factor (dB)</th> <th>APos (cm)</th> <th>TPos (deg)</th> <th>Remark</th> </tr> </thead> <tbody> <tr> <td>1</td> <td>2319.14</td> <td>58.74</td> <td>-15.26</td> <td>52.06</td> <td>27.20</td> <td>6.64</td> <td>37.09</td> <td>9.93</td> <td>400</td> <td></td> <td>291 PEAK</td> </tr> </tbody> </table>	Peak	Freq (MHz)	Level (dBuV/m)	Line Margin (dB)	Read Level (dBuV)	Ant Factor (dB/m)	Cable Loss (dB)	Preamp Loss (dB)	Aux Factor (dB)	APos (cm)	TPos (deg)	Remark	1	2319.14	58.74	-15.26	52.06	27.20	6.64	37.09	9.93	400		291 PEAK	 <p>Level (dBuV/m) vs Frequency (MHz)</p> <p>Site : 03CH13-HY Condition: PEAK_74 3m HORN_91200_1326 VERTICAL : RBW:1000.000kHz VBW:3000.000kHz SWT:Auto</p> <table border="1"> <thead> <tr> <th>Peak</th> <th>Freq (MHz)</th> <th>Level (dBuV/m)</th> <th>Line Margin (dB)</th> <th>Read Level (dBuV)</th> <th>Ant Factor (dB/m)</th> <th>Cable Loss (dB)</th> <th>Preamp Loss (dB)</th> <th>Aux Factor (dB)</th> <th>APos (cm)</th> <th>TPos (deg)</th> <th>Remark</th> </tr> </thead> <tbody> <tr> <td>1</td> <td>2437.00</td> <td>104.68</td> <td>-----</td> <td>97.37</td> <td>27.66</td> <td>6.80</td> <td>37.08</td> <td>9.93</td> <td>400</td> <td></td> <td>291 PEAK</td> </tr> </tbody> </table>	Peak	Freq (MHz)	Level (dBuV/m)	Line Margin (dB)	Read Level (dBuV)	Ant Factor (dB/m)	Cable Loss (dB)	Preamp Loss (dB)	Aux Factor (dB)	APos (cm)	TPos (deg)	Remark	1	2437.00	104.68	-----	97.37	27.66	6.80	37.08	9.93	400		291 PEAK
Peak	Freq (MHz)	Level (dBuV/m)	Line Margin (dB)	Read Level (dBuV)	Ant Factor (dB/m)	Cable Loss (dB)	Preamp Loss (dB)	Aux Factor (dB)	APos (cm)	TPos (deg)	Remark																																							
1	2319.14	58.74	-15.26	52.06	27.20	6.64	37.09	9.93	400		291 PEAK																																							
Peak	Freq (MHz)	Level (dBuV/m)	Line Margin (dB)	Read Level (dBuV)	Ant Factor (dB/m)	Cable Loss (dB)	Preamp Loss (dB)	Aux Factor (dB)	APos (cm)	TPos (deg)	Remark																																							
1	2437.00	104.68	-----	97.37	27.66	6.80	37.08	9.93	400		291 PEAK																																							
Avg.	 <p>Level (dBuV/m) vs Frequency (MHz)</p> <p>Site : 03CH13-HY Condition: AVG_BE_54 3m HORN_91200_1326 VERTICAL : RBW:1000.000kHz VBW:0.300kHz SWT:Auto</p> <table border="1"> <thead> <tr> <th>Peak</th> <th>Freq (MHz)</th> <th>Level (dBuV/m)</th> <th>Line Margin (dB)</th> <th>Read Level (dBuV)</th> <th>Ant Factor (dB/m)</th> <th>Cable Loss (dB)</th> <th>Preamp Loss (dB)</th> <th>Aux Factor (dB)</th> <th>APos (cm)</th> <th>TPos (deg)</th> <th>Remark</th> </tr> </thead> <tbody> <tr> <td>1</td> <td>2389.88</td> <td>41.31</td> <td>-12.69</td> <td>34.22</td> <td>27.50</td> <td>6.74</td> <td>37.08</td> <td>9.93</td> <td>400</td> <td></td> <td>291 AVERAGE</td> </tr> </tbody> </table>	Peak	Freq (MHz)	Level (dBuV/m)	Line Margin (dB)	Read Level (dBuV)	Ant Factor (dB/m)	Cable Loss (dB)	Preamp Loss (dB)	Aux Factor (dB)	APos (cm)	TPos (deg)	Remark	1	2389.88	41.31	-12.69	34.22	27.50	6.74	37.08	9.93	400		291 AVERAGE	 <p>Level (dBuV/m) vs Frequency (MHz)</p> <p>Site : 03CH13-HY Condition: AVG_54 3m HORN_91200_1326 VERTICAL : RBW:1000.000kHz VBW:0.300kHz SWT:Auto</p> <table border="1"> <thead> <tr> <th>Peak</th> <th>Freq (MHz)</th> <th>Level (dBuV/m)</th> <th>Line Margin (dB)</th> <th>Read Level (dBuV)</th> <th>Ant Factor (dB/m)</th> <th>Cable Loss (dB)</th> <th>Preamp Loss (dB)</th> <th>Aux Factor (dB)</th> <th>APos (cm)</th> <th>TPos (deg)</th> <th>Remark</th> </tr> </thead> <tbody> <tr> <td>1</td> <td>2437.00</td> <td>96.67</td> <td>-----</td> <td>89.38</td> <td>27.64</td> <td>6.80</td> <td>37.08</td> <td>9.93</td> <td>400</td> <td></td> <td>291 AVERAGE</td> </tr> </tbody> </table>	Peak	Freq (MHz)	Level (dBuV/m)	Line Margin (dB)	Read Level (dBuV)	Ant Factor (dB/m)	Cable Loss (dB)	Preamp Loss (dB)	Aux Factor (dB)	APos (cm)	TPos (deg)	Remark	1	2437.00	96.67	-----	89.38	27.64	6.80	37.08	9.93	400		291 AVERAGE
Peak	Freq (MHz)	Level (dBuV/m)	Line Margin (dB)	Read Level (dBuV)	Ant Factor (dB/m)	Cable Loss (dB)	Preamp Loss (dB)	Aux Factor (dB)	APos (cm)	TPos (deg)	Remark																																							
1	2389.88	41.31	-12.69	34.22	27.50	6.74	37.08	9.93	400		291 AVERAGE																																							
Peak	Freq (MHz)	Level (dBuV/m)	Line Margin (dB)	Read Level (dBuV)	Ant Factor (dB/m)	Cable Loss (dB)	Preamp Loss (dB)	Aux Factor (dB)	APos (cm)	TPos (deg)	Remark																																							
1	2437.00	96.67	-----	89.38	27.64	6.80	37.08	9.93	400		291 AVERAGE																																							



Mode	14																																									
	Band Edge - R																																									
	2400-2483.5_802.11ax HE20_CH06_Full RU_2437MHz																																									
ANT	1																																									
Pol.	Vertical	Fundamental																																								
Peak	<p>Site : 03CH13-HY Condition: PEAK_BE_74 3m HORN_91200_1326 VERTICAL : RBW:1000.000kHz VBW:3000.000kHz SWT:Auto</p> <table border="1"> <thead> <tr> <th>Limit</th> <th>Read</th> <th>Ant</th> <th>Cable</th> <th>Preamp</th> <th>Aux</th> <th>APos</th> <th>TPos</th> <th>Remark</th> </tr> <tr> <th>Freq</th> <th>Level</th> <th>Line</th> <th>Margin</th> <th>Level</th> <th>Factor</th> <th>Loss</th> <th>Factor</th> <th>Factor</th> </tr> <tr> <th>MHz</th> <th>dBuV/m</th> <th>dBuV/m</th> <th>dB</th> <th>dBuV</th> <th>dB/m</th> <th>dB</th> <th>dB</th> <th>dB</th> </tr> </thead> <tbody> <tr> <td>1</td> <td>2497.98</td> <td>52.03</td> <td>74.00</td> <td>-21.97</td> <td>44.40</td> <td>27.88</td> <td>6.89</td> <td>37.07</td> <td>9.93</td> <td>400</td> <td>291</td> <td>PEAK</td> </tr> </tbody> </table>	Limit	Read	Ant	Cable	Preamp	Aux	APos	TPos	Remark	Freq	Level	Line	Margin	Level	Factor	Loss	Factor	Factor	MHz	dBuV/m	dBuV/m	dB	dBuV	dB/m	dB	dB	dB	1	2497.98	52.03	74.00	-21.97	44.40	27.88	6.89	37.07	9.93	400	291	PEAK	Blank
Limit	Read	Ant	Cable	Preamp	Aux	APos	TPos	Remark																																		
Freq	Level	Line	Margin	Level	Factor	Loss	Factor	Factor																																		
MHz	dBuV/m	dBuV/m	dB	dBuV	dB/m	dB	dB	dB																																		
1	2497.98	52.03	74.00	-21.97	44.40	27.88	6.89	37.07	9.93	400	291	PEAK																														
Avg.	<p>Site : 03CH13-HY Condition: AVG_BE_54 3m HORN_91200_1326 VERTICAL : RBW:1000.000kHz VBW:0.300kHz SWT:Auto</p> <table border="1"> <thead> <tr> <th>Limit</th> <th>Read</th> <th>Ant</th> <th>Cable</th> <th>Preamp</th> <th>Aux</th> <th>APos</th> <th>TPos</th> <th>Remark</th> </tr> <tr> <th>Freq</th> <th>Level</th> <th>Line</th> <th>Margin</th> <th>Level</th> <th>Factor</th> <th>Loss</th> <th>Factor</th> <th>Factor</th> </tr> <tr> <th>MHz</th> <th>dBuV/m</th> <th>dBuV/m</th> <th>dB</th> <th>dBuV</th> <th>dB/m</th> <th>dB</th> <th>dB</th> <th>dB</th> </tr> </thead> <tbody> <tr> <td>1</td> <td>2497.42</td> <td>41.00</td> <td>54.00</td> <td>-13.00</td> <td>33.38</td> <td>27.87</td> <td>6.89</td> <td>37.07</td> <td>9.93</td> <td>400</td> <td>291</td> <td>AVERAGE</td> </tr> </tbody> </table>	Limit	Read	Ant	Cable	Preamp	Aux	APos	TPos	Remark	Freq	Level	Line	Margin	Level	Factor	Loss	Factor	Factor	MHz	dBuV/m	dBuV/m	dB	dBuV	dB/m	dB	dB	dB	1	2497.42	41.00	54.00	-13.00	33.38	27.87	6.89	37.07	9.93	400	291	AVERAGE	Blank
Limit	Read	Ant	Cable	Preamp	Aux	APos	TPos	Remark																																		
Freq	Level	Line	Margin	Level	Factor	Loss	Factor	Factor																																		
MHz	dBuV/m	dBuV/m	dB	dBuV	dB/m	dB	dB	dB																																		
1	2497.42	41.00	54.00	-13.00	33.38	27.87	6.89	37.07	9.93	400	291	AVERAGE																														



Mode	14																																																																																																																																																																																																																																																																													
	Harmonic																																																																																																																																																																																																																																																																													
	2400-2483.5_802.11ax HE20_CH06_Full RU_2437MHz																																																																																																																																																																																																																																																																													
ANT	1																																																																																																																																																																																																																																																																													
Pol.	Horizontal	Vertical																																																																																																																																																																																																																																																																												
Peak Avg.	<p>Site : 03CH13-HY Condition: PEAK_74 3m HORN_91280_1326 HORIZONTAL</p> <table border="1"> <thead> <tr> <th></th> <th>Limit</th> <th>Read</th> <th>Ant</th> <th>Cable</th> <th>Preamp</th> <th>Aux</th> <th>APos</th> <th>TPos</th> <th>Remark</th> </tr> <tr> <th>Freq</th> <th>Level</th> <th>Line Margin</th> <th>Level Factor</th> <th>Loss Factor</th> <th>Loss Factor</th> <th>Factor</th> <th></th> <th></th> <th></th> </tr> <tr> <th>MHz</th> <th>dBuV/m</th> <th>dB</th> <th>dBuV</th> <th>dB/m</th> <th>dB</th> <th>dB</th> <th>dB</th> <th>cm</th> <th>deg</th> </tr> </thead> <tbody> <tr><td>1</td><td>2206.00</td><td>63.70</td><td>74.00</td><td>-10.30</td><td>57.19</td><td>27.20</td><td>6.49</td><td>37.11</td><td>9.93</td><td>116</td><td>18</td><td>PEAK</td></tr> <tr><td>2</td><td>2206.00</td><td>43.19</td><td>54.00</td><td>-10.81</td><td>36.68</td><td>27.20</td><td>6.49</td><td>37.11</td><td>9.93</td><td>116</td><td>18</td><td>AVERAGE</td></tr> <tr><td>3</td><td>3899.00</td><td>58.18</td><td>74.00</td><td>-15.82</td><td>75.48</td><td>31.10</td><td>9.42</td><td>58.75</td><td>0.93</td><td>386</td><td>102</td><td>Peak</td></tr> <tr><td>4</td><td>3899.00</td><td>51.34</td><td>54.00</td><td>-2.66</td><td>68.84</td><td>31.10</td><td>9.42</td><td>58.75</td><td>0.93</td><td>386</td><td>102</td><td>Average</td></tr> <tr><td>5</td><td>4874.00</td><td>58.53</td><td>74.00</td><td>-15.47</td><td>72.63</td><td>32.70</td><td>9.77</td><td>57.28</td><td>0.71</td><td>390</td><td>141</td><td>PEAK</td></tr> <tr><td>6</td><td>4874.00</td><td>48.06</td><td>54.00</td><td>-5.94</td><td>62.16</td><td>32.70</td><td>9.77</td><td>57.28</td><td>0.71</td><td>390</td><td>141</td><td>Average</td></tr> <tr><td>7</td><td>7311.00</td><td>54.22</td><td>74.00</td><td>-19.78</td><td>61.05</td><td>37.13</td><td>12.75</td><td>57.37</td><td>0.66</td><td>101</td><td>160</td><td>PEAK</td></tr> <tr><td>8</td><td>7311.00</td><td>41.86</td><td>54.00</td><td>-12.14</td><td>48.69</td><td>37.13</td><td>12.75</td><td>57.37</td><td>0.66</td><td>101</td><td>160</td><td>Average</td></tr> </tbody> </table>		Limit	Read	Ant	Cable	Preamp	Aux	APos	TPos	Remark	Freq	Level	Line Margin	Level Factor	Loss Factor	Loss Factor	Factor				MHz	dBuV/m	dB	dBuV	dB/m	dB	dB	dB	cm	deg	1	2206.00	63.70	74.00	-10.30	57.19	27.20	6.49	37.11	9.93	116	18	PEAK	2	2206.00	43.19	54.00	-10.81	36.68	27.20	6.49	37.11	9.93	116	18	AVERAGE	3	3899.00	58.18	74.00	-15.82	75.48	31.10	9.42	58.75	0.93	386	102	Peak	4	3899.00	51.34	54.00	-2.66	68.84	31.10	9.42	58.75	0.93	386	102	Average	5	4874.00	58.53	74.00	-15.47	72.63	32.70	9.77	57.28	0.71	390	141	PEAK	6	4874.00	48.06	54.00	-5.94	62.16	32.70	9.77	57.28	0.71	390	141	Average	7	7311.00	54.22	74.00	-19.78	61.05	37.13	12.75	57.37	0.66	101	160	PEAK	8	7311.00	41.86	54.00	-12.14	48.69	37.13	12.75	57.37	0.66	101	160	Average	<p>Site : 03CH13-HY Condition: PEAK_74 3m HORN_91280_1326 VERTICAL</p> <table border="1"> <thead> <tr> <th></th> <th>Limit</th> <th>Read</th> <th>Ant</th> <th>Cable</th> <th>Preamp</th> <th>Aux</th> <th>APos</th> <th>TPos</th> <th>Remark</th> </tr> <tr> <th>Freq</th> <th>Level</th> <th>Line Margin</th> <th>Level Factor</th> <th>Loss Factor</th> <th>Loss Factor</th> <th>Factor</th> <th></th> <th></th> <th></th> </tr> <tr> <th>MHz</th> <th>dBuV/m</th> <th>dB</th> <th>dBuV</th> <th>dB/m</th> <th>dB</th> <th>dB</th> <th>dB</th> <th>cm</th> <th>deg</th> </tr> </thead> <tbody> <tr><td>1</td><td>2216.00</td><td>62.65</td><td>74.00</td><td>-11.35</td><td>56.12</td><td>27.20</td><td>6.50</td><td>37.10</td><td>9.93</td><td>364</td><td>195</td><td>PEAK</td></tr> <tr><td>2</td><td>2216.00</td><td>42.58</td><td>54.00</td><td>-11.42</td><td>36.05</td><td>27.20</td><td>6.50</td><td>37.10</td><td>9.93</td><td>364</td><td>195</td><td>AVERAGE</td></tr> <tr><td>3</td><td>3899.00</td><td>53.13</td><td>74.00</td><td>-20.87</td><td>70.43</td><td>31.10</td><td>9.42</td><td>58.75</td><td>0.93</td><td>392</td><td>170</td><td>Peak</td></tr> <tr><td>4</td><td>3899.00</td><td>45.51</td><td>54.00</td><td>-8.49</td><td>62.81</td><td>31.10</td><td>9.42</td><td>58.75</td><td>0.93</td><td>392</td><td>170</td><td>Average</td></tr> <tr><td>5</td><td>4874.00</td><td>61.39</td><td>74.00</td><td>-12.61</td><td>75.49</td><td>32.70</td><td>9.77</td><td>57.28</td><td>0.71</td><td>300</td><td>215</td><td>PEAK</td></tr> <tr><td>6</td><td>4874.00</td><td>50.75</td><td>54.00</td><td>-3.25</td><td>64.85</td><td>32.70</td><td>9.77</td><td>57.28</td><td>0.71</td><td>300</td><td>215</td><td>Average</td></tr> <tr><td>7</td><td>7311.00</td><td>58.49</td><td>74.00</td><td>-15.51</td><td>65.32</td><td>37.13</td><td>12.75</td><td>57.37</td><td>0.66</td><td>313</td><td>188</td><td>PEAK</td></tr> <tr><td>8</td><td>7311.00</td><td>42.62</td><td>54.00</td><td>-11.38</td><td>49.45</td><td>37.13</td><td>12.75</td><td>57.37</td><td>0.66</td><td>313</td><td>188</td><td>Average</td></tr> </tbody> </table>		Limit	Read	Ant	Cable	Preamp	Aux	APos	TPos	Remark	Freq	Level	Line Margin	Level Factor	Loss Factor	Loss Factor	Factor				MHz	dBuV/m	dB	dBuV	dB/m	dB	dB	dB	cm	deg	1	2216.00	62.65	74.00	-11.35	56.12	27.20	6.50	37.10	9.93	364	195	PEAK	2	2216.00	42.58	54.00	-11.42	36.05	27.20	6.50	37.10	9.93	364	195	AVERAGE	3	3899.00	53.13	74.00	-20.87	70.43	31.10	9.42	58.75	0.93	392	170	Peak	4	3899.00	45.51	54.00	-8.49	62.81	31.10	9.42	58.75	0.93	392	170	Average	5	4874.00	61.39	74.00	-12.61	75.49	32.70	9.77	57.28	0.71	300	215	PEAK	6	4874.00	50.75	54.00	-3.25	64.85	32.70	9.77	57.28	0.71	300	215	Average	7	7311.00	58.49	74.00	-15.51	65.32	37.13	12.75	57.37	0.66	313	188	PEAK	8	7311.00	42.62	54.00	-11.38	49.45	37.13	12.75	57.37	0.66	313	188	Average
	Limit	Read	Ant	Cable	Preamp	Aux	APos	TPos	Remark																																																																																																																																																																																																																																																																					
Freq	Level	Line Margin	Level Factor	Loss Factor	Loss Factor	Factor																																																																																																																																																																																																																																																																								
MHz	dBuV/m	dB	dBuV	dB/m	dB	dB	dB	cm	deg																																																																																																																																																																																																																																																																					
1	2206.00	63.70	74.00	-10.30	57.19	27.20	6.49	37.11	9.93	116	18	PEAK																																																																																																																																																																																																																																																																		
2	2206.00	43.19	54.00	-10.81	36.68	27.20	6.49	37.11	9.93	116	18	AVERAGE																																																																																																																																																																																																																																																																		
3	3899.00	58.18	74.00	-15.82	75.48	31.10	9.42	58.75	0.93	386	102	Peak																																																																																																																																																																																																																																																																		
4	3899.00	51.34	54.00	-2.66	68.84	31.10	9.42	58.75	0.93	386	102	Average																																																																																																																																																																																																																																																																		
5	4874.00	58.53	74.00	-15.47	72.63	32.70	9.77	57.28	0.71	390	141	PEAK																																																																																																																																																																																																																																																																		
6	4874.00	48.06	54.00	-5.94	62.16	32.70	9.77	57.28	0.71	390	141	Average																																																																																																																																																																																																																																																																		
7	7311.00	54.22	74.00	-19.78	61.05	37.13	12.75	57.37	0.66	101	160	PEAK																																																																																																																																																																																																																																																																		
8	7311.00	41.86	54.00	-12.14	48.69	37.13	12.75	57.37	0.66	101	160	Average																																																																																																																																																																																																																																																																		
	Limit	Read	Ant	Cable	Preamp	Aux	APos	TPos	Remark																																																																																																																																																																																																																																																																					
Freq	Level	Line Margin	Level Factor	Loss Factor	Loss Factor	Factor																																																																																																																																																																																																																																																																								
MHz	dBuV/m	dB	dBuV	dB/m	dB	dB	dB	cm	deg																																																																																																																																																																																																																																																																					
1	2216.00	62.65	74.00	-11.35	56.12	27.20	6.50	37.10	9.93	364	195	PEAK																																																																																																																																																																																																																																																																		
2	2216.00	42.58	54.00	-11.42	36.05	27.20	6.50	37.10	9.93	364	195	AVERAGE																																																																																																																																																																																																																																																																		
3	3899.00	53.13	74.00	-20.87	70.43	31.10	9.42	58.75	0.93	392	170	Peak																																																																																																																																																																																																																																																																		
4	3899.00	45.51	54.00	-8.49	62.81	31.10	9.42	58.75	0.93	392	170	Average																																																																																																																																																																																																																																																																		
5	4874.00	61.39	74.00	-12.61	75.49	32.70	9.77	57.28	0.71	300	215	PEAK																																																																																																																																																																																																																																																																		
6	4874.00	50.75	54.00	-3.25	64.85	32.70	9.77	57.28	0.71	300	215	Average																																																																																																																																																																																																																																																																		
7	7311.00	58.49	74.00	-15.51	65.32	37.13	12.75	57.37	0.66	313	188	PEAK																																																																																																																																																																																																																																																																		
8	7311.00	42.62	54.00	-11.38	49.45	37.13	12.75	57.37	0.66	313	188	Average																																																																																																																																																																																																																																																																		

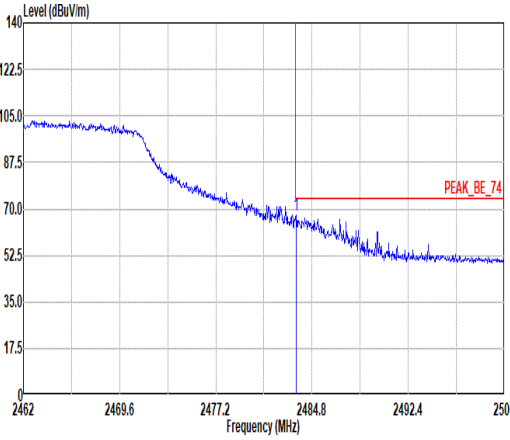
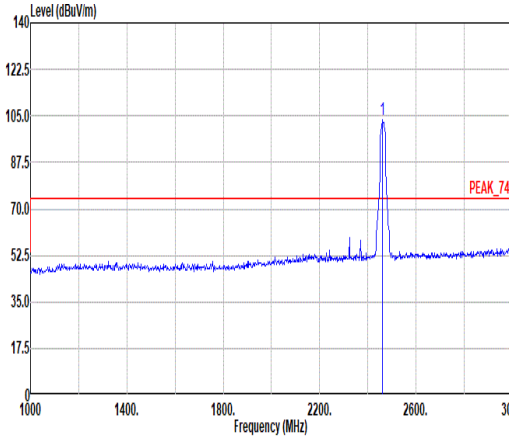
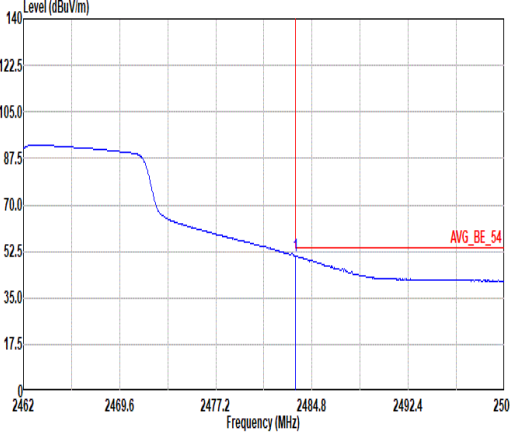
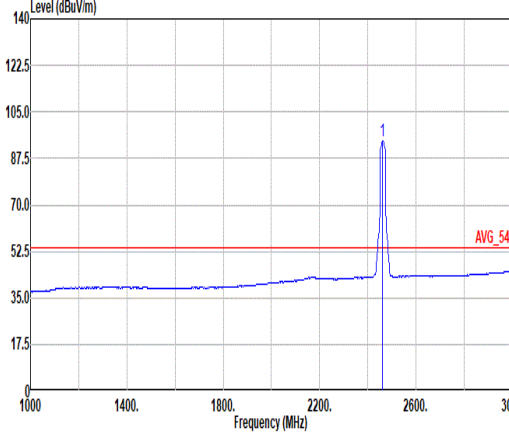


Mode	14	
	Harmonic	
	2400-2483.5_802.11ax HE20_CH06_Full RU_2437MHz	
ANT	1	
Pol.	Horizontal	Vertical
14.47G ~14.5G Avg.	<p>Site : 03CH13-HY Condition: AVG_54 3m HORN_91200_1326 HORIZONTAL</p>	<p>Site : 03CH13-HY Condition: AVG_54 3m HORN_91200_1326 VERTICAL</p>
	17.7G ~18G Avg.	<p>Site : 03CH13-HY Condition: AVG_54 3m HORN_91200_1326 HORIZONTAL</p>



Mode	15																																																																															
	Band Edge																																																																															
	2400-2483.5_802.11ax HE20_CH11_Full RU_2462MHz																																																																															
ANT	1																																																																															
Pol.	Horizontal	Fundamental																																																																														
Peak	<p>Site : 03CH13-HY Condition: PEAK_BE_74 3m HORN_91200_1326 HORIZONTAL : RBW:1000.000kHz VBW:3000.000kHz SWT:Auto</p> <table border="1"> <thead> <tr> <th>Limit</th> <th>Read</th> <th>Ant</th> <th>Cable</th> <th>Preamp</th> <th>Aux</th> <th>APos</th> <th>TPos</th> <th>Remark</th> </tr> <tr> <th>Freq</th> <th>Level</th> <th>Line Margin</th> <th>Level</th> <th>Factor</th> <th>Loss Factor</th> <th>Factor</th> <th></th> <th></th> </tr> <tr> <th>MHz</th> <th>dBuV/m</th> <th>dBuV/m</th> <th>dB</th> <th>dBuV</th> <th>dB/m</th> <th>dB</th> <th>dB</th> <th>cm</th> <th>deg</th> </tr> </thead> <tbody> <tr> <td>1 2483.62</td> <td>69.08</td> <td>74.00</td> <td>-4.92</td> <td>61.55</td> <td>27.00</td> <td>6.87</td> <td>37.07</td> <td>9.93</td> <td>118</td> <td>30 PEAK</td> </tr> </tbody> </table>	Limit	Read	Ant	Cable	Preamp	Aux	APos	TPos	Remark	Freq	Level	Line Margin	Level	Factor	Loss Factor	Factor			MHz	dBuV/m	dBuV/m	dB	dBuV	dB/m	dB	dB	cm	deg	1 2483.62	69.08	74.00	-4.92	61.55	27.00	6.87	37.07	9.93	118	30 PEAK	<p>Site : 03CH13-HY Condition: PEAK_74 3m HORN_91200_1326 HORIZONTAL : RBW:1000.000kHz VBW:3000.000kHz SWT:Auto</p> <table border="1"> <thead> <tr> <th>Limit</th> <th>Read</th> <th>Ant</th> <th>Cable</th> <th>Preamp</th> <th>Aux</th> <th>APos</th> <th>TPos</th> <th>Remark</th> </tr> <tr> <th>Freq</th> <th>Level</th> <th>Line Margin</th> <th>Level</th> <th>Factor</th> <th>Loss Factor</th> <th>Factor</th> <th></th> <th></th> </tr> <tr> <th>MHz</th> <th>dBuV/m</th> <th>dBuV/m</th> <th>dB</th> <th>dBuV</th> <th>dB/m</th> <th>dB</th> <th>dB</th> <th>cm</th> <th>deg</th> </tr> </thead> <tbody> <tr> <td>1 2462.00</td> <td>104.98</td> <td>-----</td> <td>-----</td> <td>97.58</td> <td>27.70</td> <td>6.84</td> <td>37.07</td> <td>9.93</td> <td>118</td> <td>30 PEAK</td> </tr> </tbody> </table>	Limit	Read	Ant	Cable	Preamp	Aux	APos	TPos	Remark	Freq	Level	Line Margin	Level	Factor	Loss Factor	Factor			MHz	dBuV/m	dBuV/m	dB	dBuV	dB/m	dB	dB	cm	deg	1 2462.00	104.98	-----	-----	97.58	27.70	6.84	37.07	9.93	118	30 PEAK
	Limit	Read	Ant	Cable	Preamp	Aux	APos	TPos	Remark																																																																							
Freq	Level	Line Margin	Level	Factor	Loss Factor	Factor																																																																										
MHz	dBuV/m	dBuV/m	dB	dBuV	dB/m	dB	dB	cm	deg																																																																							
1 2483.62	69.08	74.00	-4.92	61.55	27.00	6.87	37.07	9.93	118	30 PEAK																																																																						
Limit	Read	Ant	Cable	Preamp	Aux	APos	TPos	Remark																																																																								
Freq	Level	Line Margin	Level	Factor	Loss Factor	Factor																																																																										
MHz	dBuV/m	dBuV/m	dB	dBuV	dB/m	dB	dB	cm	deg																																																																							
1 2462.00	104.98	-----	-----	97.58	27.70	6.84	37.07	9.93	118	30 PEAK																																																																						
Avg.	<p>Site : 03CH13-HY Condition: AVG_BE_54 3m HORN_91200_1326 HORIZONTAL : RBW:1000.000kHz VBW:0.300kHz SWT:Auto</p> <table border="1"> <thead> <tr> <th>Limit</th> <th>Read</th> <th>Ant</th> <th>Cable</th> <th>Preamp</th> <th>Aux</th> <th>APos</th> <th>TPos</th> <th>Remark</th> </tr> <tr> <th>Freq</th> <th>Level</th> <th>Line Margin</th> <th>Level</th> <th>Factor</th> <th>Loss Factor</th> <th>Factor</th> <th></th> <th></th> </tr> <tr> <th>MHz</th> <th>dBuV/m</th> <th>dBuV/m</th> <th>dB</th> <th>dBuV</th> <th>dB/m</th> <th>dB</th> <th>dB</th> <th>cm</th> <th>deg</th> </tr> </thead> <tbody> <tr> <td>1 2483.55</td> <td>51.43</td> <td>54.00</td> <td>-2.57</td> <td>43.90</td> <td>27.00</td> <td>6.87</td> <td>37.07</td> <td>9.93</td> <td>118</td> <td>30 AVERAGE</td> </tr> </tbody> </table>	Limit	Read	Ant	Cable	Preamp	Aux	APos	TPos	Remark	Freq	Level	Line Margin	Level	Factor	Loss Factor	Factor			MHz	dBuV/m	dBuV/m	dB	dBuV	dB/m	dB	dB	cm	deg	1 2483.55	51.43	54.00	-2.57	43.90	27.00	6.87	37.07	9.93	118	30 AVERAGE	<p>Site : 03CH13-HY Condition: AVG_54 3m HORN_91200_1326 HORIZONTAL : RBW:1000.000kHz VBW:0.300kHz SWT:Auto</p> <table border="1"> <thead> <tr> <th>Limit</th> <th>Read</th> <th>Ant</th> <th>Cable</th> <th>Preamp</th> <th>Aux</th> <th>APos</th> <th>TPos</th> <th>Remark</th> </tr> <tr> <th>Freq</th> <th>Level</th> <th>Line Margin</th> <th>Level</th> <th>Factor</th> <th>Loss Factor</th> <th>Factor</th> <th></th> <th></th> </tr> <tr> <th>MHz</th> <th>dBuV/m</th> <th>dBuV/m</th> <th>dB</th> <th>dBuV</th> <th>dB/m</th> <th>dB</th> <th>dB</th> <th>cm</th> <th>deg</th> </tr> </thead> <tbody> <tr> <td>1 2462.00</td> <td>95.13</td> <td>-----</td> <td>-----</td> <td>87.74</td> <td>27.70</td> <td>6.83</td> <td>37.07</td> <td>9.93</td> <td>118</td> <td>30 AVERAGE</td> </tr> </tbody> </table>	Limit	Read	Ant	Cable	Preamp	Aux	APos	TPos	Remark	Freq	Level	Line Margin	Level	Factor	Loss Factor	Factor			MHz	dBuV/m	dBuV/m	dB	dBuV	dB/m	dB	dB	cm	deg	1 2462.00	95.13	-----	-----	87.74	27.70	6.83	37.07	9.93	118	30 AVERAGE
	Limit	Read	Ant	Cable	Preamp	Aux	APos	TPos	Remark																																																																							
Freq	Level	Line Margin	Level	Factor	Loss Factor	Factor																																																																										
MHz	dBuV/m	dBuV/m	dB	dBuV	dB/m	dB	dB	cm	deg																																																																							
1 2483.55	51.43	54.00	-2.57	43.90	27.00	6.87	37.07	9.93	118	30 AVERAGE																																																																						
Limit	Read	Ant	Cable	Preamp	Aux	APos	TPos	Remark																																																																								
Freq	Level	Line Margin	Level	Factor	Loss Factor	Factor																																																																										
MHz	dBuV/m	dBuV/m	dB	dBuV	dB/m	dB	dB	cm	deg																																																																							
1 2462.00	95.13	-----	-----	87.74	27.70	6.83	37.07	9.93	118	30 AVERAGE																																																																						



Mode	15																																																																																			
	Band Edge																																																																																			
	2400-2483.5_802.11ax HE20_CH11_Full RU_2462MHz																																																																																			
ANT	1																																																																																			
Pol.	Vertical	Fundamental																																																																																		
Peak	 <p>Level (dBuV/m)</p> <p>140 122.5 105.0 87.5 70.0 52.5 35.0 17.5 0</p> <p>2462 2469.6 2477.2 2484.8 2492.4 2500</p> <p>Frequency (MHz)</p> <p>PEAK_BE_74</p> <p>Site : 03CH13-HY Condition: PEAK_BE_74 3m HORN_91200_1326 VERTICAL : RBW:1000.000kHz VBW:3000.000kHz SWT:Auto</p> <table border="1"> <thead> <tr> <th>Limit</th> <th>Read</th> <th>Ant</th> <th>Cable</th> <th>Preamp</th> <th>Aux</th> <th>APos</th> <th>TPos</th> <th>Remark</th> </tr> <tr> <th>Freq</th> <th>Level</th> <th>Line Margin</th> <th>Level Factor</th> <th>Loss Factor</th> <th>Factor</th> <th>Factor</th> <th>Factor</th> <th></th> </tr> <tr> <th>MHz</th> <th>dBuV/m</th> <th>dBuV/m</th> <th>dB</th> <th>dBuV</th> <th>dB/m</th> <th>dB</th> <th>dB</th> <th>cm</th> <th>deg</th> </tr> </thead> <tbody> <tr> <td>1</td> <td>2483.55</td> <td>67.37</td> <td>74.00</td> <td>-6.63</td> <td>59.84</td> <td>27.80</td> <td>6.87</td> <td>37.07</td> <td>9.93</td> <td>290</td> <td>303</td> <td>PEAK</td> </tr> </tbody> </table>	Limit	Read	Ant	Cable	Preamp	Aux	APos	TPos	Remark	Freq	Level	Line Margin	Level Factor	Loss Factor	Factor	Factor	Factor		MHz	dBuV/m	dBuV/m	dB	dBuV	dB/m	dB	dB	cm	deg	1	2483.55	67.37	74.00	-6.63	59.84	27.80	6.87	37.07	9.93	290	303	PEAK	 <p>Level (dBuV/m)</p> <p>140 122.5 105.0 87.5 70.0 52.5 35.0 17.5 0</p> <p>1000 1400 1800 2200 2600 3000</p> <p>Frequency (MHz)</p> <p>PEAK_74</p> <p>Site : 03CH13-HY Condition: PEAK_74 3m HORN_91200_1326 VERTICAL : RBW:1000.000kHz VBW:3000.000kHz SWT:Auto</p> <table border="1"> <thead> <tr> <th>Limit</th> <th>Read</th> <th>Ant</th> <th>Cable</th> <th>Preamp</th> <th>Aux</th> <th>APos</th> <th>TPos</th> <th>Remark</th> </tr> <tr> <th>Freq</th> <th>Level</th> <th>Line Margin</th> <th>Level Factor</th> <th>Loss Factor</th> <th>Factor</th> <th>Factor</th> <th>Factor</th> <th></th> </tr> <tr> <th>MHz</th> <th>dBuV/m</th> <th>dBuV/m</th> <th>dB</th> <th>dBuV</th> <th>dB/m</th> <th>dB</th> <th>dB</th> <th>cm</th> <th>deg</th> </tr> </thead> <tbody> <tr> <td>1</td> <td>2462.00</td> <td>103.53</td> <td>-----</td> <td>-----</td> <td>96.13</td> <td>27.70</td> <td>6.84</td> <td>37.07</td> <td>9.93</td> <td>290</td> <td>303</td> <td>PEAK</td> </tr> </tbody> </table>	Limit	Read	Ant	Cable	Preamp	Aux	APos	TPos	Remark	Freq	Level	Line Margin	Level Factor	Loss Factor	Factor	Factor	Factor		MHz	dBuV/m	dBuV/m	dB	dBuV	dB/m	dB	dB	cm	deg	1	2462.00	103.53	-----	-----	96.13	27.70	6.84	37.07	9.93	290	303	PEAK
Limit	Read	Ant	Cable	Preamp	Aux	APos	TPos	Remark																																																																												
Freq	Level	Line Margin	Level Factor	Loss Factor	Factor	Factor	Factor																																																																													
MHz	dBuV/m	dBuV/m	dB	dBuV	dB/m	dB	dB	cm	deg																																																																											
1	2483.55	67.37	74.00	-6.63	59.84	27.80	6.87	37.07	9.93	290	303	PEAK																																																																								
Limit	Read	Ant	Cable	Preamp	Aux	APos	TPos	Remark																																																																												
Freq	Level	Line Margin	Level Factor	Loss Factor	Factor	Factor	Factor																																																																													
MHz	dBuV/m	dBuV/m	dB	dBuV	dB/m	dB	dB	cm	deg																																																																											
1	2462.00	103.53	-----	-----	96.13	27.70	6.84	37.07	9.93	290	303	PEAK																																																																								
Avg.	 <p>Level (dBuV/m)</p> <p>140 122.5 105.0 87.5 70.0 52.5 35.0 17.5 0</p> <p>2462 2469.6 2477.2 2484.8 2492.4 2500</p> <p>Frequency (MHz)</p> <p>AVG_BE_54</p> <p>Site : 03CH13-HY Condition: AVG_BE_54 3m HORN_91200_1326 VERTICAL : RBW:1000.000kHz VBW:0.300kHz SWT:Auto</p> <table border="1"> <thead> <tr> <th>Limit</th> <th>Read</th> <th>Ant</th> <th>Cable</th> <th>Preamp</th> <th>Aux</th> <th>APos</th> <th>TPos</th> <th>Remark</th> </tr> <tr> <th>Freq</th> <th>Level</th> <th>Line Margin</th> <th>Level Factor</th> <th>Loss Factor</th> <th>Factor</th> <th>Factor</th> <th>Factor</th> <th></th> </tr> <tr> <th>MHz</th> <th>dBuV/m</th> <th>dBuV/m</th> <th>dB</th> <th>dBuV</th> <th>dB/m</th> <th>dB</th> <th>dB</th> <th>cm</th> <th>deg</th> </tr> </thead> <tbody> <tr> <td>1</td> <td>2483.51</td> <td>50.75</td> <td>54.00</td> <td>-3.25</td> <td>43.22</td> <td>27.80</td> <td>6.87</td> <td>37.07</td> <td>9.93</td> <td>290</td> <td>303</td> <td>AVERAGE</td> </tr> </tbody> </table>	Limit	Read	Ant	Cable	Preamp	Aux	APos	TPos	Remark	Freq	Level	Line Margin	Level Factor	Loss Factor	Factor	Factor	Factor		MHz	dBuV/m	dBuV/m	dB	dBuV	dB/m	dB	dB	cm	deg	1	2483.51	50.75	54.00	-3.25	43.22	27.80	6.87	37.07	9.93	290	303	AVERAGE	 <p>Level (dBuV/m)</p> <p>140 122.5 105.0 87.5 70.0 52.5 35.0 17.5 0</p> <p>1000 1400 1800 2200 2600 3000</p> <p>Frequency (MHz)</p> <p>AVG_54</p> <p>Site : 03CH13-HY Condition: AVG_54 3m HORN_91200_1326 VERTICAL : RBW:1000.000kHz VBW:0.300kHz SWT:Auto</p> <table border="1"> <thead> <tr> <th>Limit</th> <th>Read</th> <th>Ant</th> <th>Cable</th> <th>Preamp</th> <th>Aux</th> <th>APos</th> <th>TPos</th> <th>Remark</th> </tr> <tr> <th>Freq</th> <th>Level</th> <th>Line Margin</th> <th>Level Factor</th> <th>Loss Factor</th> <th>Factor</th> <th>Factor</th> <th>Factor</th> <th></th> </tr> <tr> <th>MHz</th> <th>dBuV/m</th> <th>dBuV/m</th> <th>dB</th> <th>dBuV</th> <th>dB/m</th> <th>dB</th> <th>dB</th> <th>cm</th> <th>deg</th> </tr> </thead> <tbody> <tr> <td>1</td> <td>2462.00</td> <td>94.18</td> <td>-----</td> <td>-----</td> <td>86.78</td> <td>27.70</td> <td>6.84</td> <td>37.07</td> <td>9.93</td> <td>290</td> <td>303</td> <td>AVERAGE</td> </tr> </tbody> </table>	Limit	Read	Ant	Cable	Preamp	Aux	APos	TPos	Remark	Freq	Level	Line Margin	Level Factor	Loss Factor	Factor	Factor	Factor		MHz	dBuV/m	dBuV/m	dB	dBuV	dB/m	dB	dB	cm	deg	1	2462.00	94.18	-----	-----	86.78	27.70	6.84	37.07	9.93	290	303	AVERAGE
Limit	Read	Ant	Cable	Preamp	Aux	APos	TPos	Remark																																																																												
Freq	Level	Line Margin	Level Factor	Loss Factor	Factor	Factor	Factor																																																																													
MHz	dBuV/m	dBuV/m	dB	dBuV	dB/m	dB	dB	cm	deg																																																																											
1	2483.51	50.75	54.00	-3.25	43.22	27.80	6.87	37.07	9.93	290	303	AVERAGE																																																																								
Limit	Read	Ant	Cable	Preamp	Aux	APos	TPos	Remark																																																																												
Freq	Level	Line Margin	Level Factor	Loss Factor	Factor	Factor	Factor																																																																													
MHz	dBuV/m	dBuV/m	dB	dBuV	dB/m	dB	dB	cm	deg																																																																											
1	2462.00	94.18	-----	-----	86.78	27.70	6.84	37.07	9.93	290	303	AVERAGE																																																																								



Mode	15																																																																																																																																																																																																																																																																					
	Harmonic																																																																																																																																																																																																																																																																					
	2400-2483.5_802.11ax HE20_CH11_Full RU_2462MHz																																																																																																																																																																																																																																																																					
ANT	1																																																																																																																																																																																																																																																																					
Pol.	Horizontal	Vertical																																																																																																																																																																																																																																																																				
Peak Avg.	<p>Site : 03CH13-HY Condition: PEAK_74 3m HORN_91200_1326 HORIZONTAL</p> <table border="1"> <thead> <tr> <th>Peak</th> <th>Freq</th> <th>Level</th> <th>Limit</th> <th>Line Margin</th> <th>Read</th> <th>Ant</th> <th>Cable</th> <th>Preamp</th> <th>Aux</th> <th>Apos</th> <th>Tpos</th> <th>Remark</th> </tr> <tr> <th></th> <th>MHz</th> <th>dBuV/m</th> <th>dBuV/m</th> <th>dB</th> <th>dBuV</th> <th>dB/m</th> <th>dB</th> <th>dB</th> <th>dB</th> <th>cm</th> <th>deg</th> <th></th> </tr> </thead> <tbody> <tr><td>1</td><td>2206.00</td><td>64.97</td><td>74.00</td><td>-9.03</td><td>58.46</td><td>27.20</td><td>6.49</td><td>37.11</td><td>9.93</td><td>123</td><td>23</td><td>PEAK</td></tr> <tr><td>2</td><td>2206.00</td><td>43.57</td><td>54.00</td><td>-10.43</td><td>37.06</td><td>27.20</td><td>6.49</td><td>37.11</td><td>9.93</td><td>123</td><td>23</td><td>AVERAGE</td></tr> <tr><td>3</td><td>3939.00</td><td>57.07</td><td>74.00</td><td>-16.13</td><td>75.25</td><td>31.02</td><td>9.49</td><td>58.81</td><td>0.92</td><td>400</td><td>94</td><td>Peak</td></tr> <tr><td>4</td><td>3939.00</td><td>49.95</td><td>54.00</td><td>-4.05</td><td>67.33</td><td>31.02</td><td>9.49</td><td>58.81</td><td>0.92</td><td>400</td><td>94</td><td>Average</td></tr> <tr><td>5</td><td>4924.00</td><td>61.06</td><td>74.00</td><td>-12.94</td><td>74.50</td><td>32.94</td><td>10.08</td><td>57.17</td><td>0.71</td><td>321</td><td>147</td><td>PEAK</td></tr> <tr><td>6</td><td>4924.00</td><td>50.02</td><td>54.00</td><td>-3.98</td><td>63.46</td><td>32.94</td><td>10.08</td><td>57.17</td><td>0.71</td><td>321</td><td>147</td><td>Average</td></tr> <tr><td>7</td><td>7386.00</td><td>54.09</td><td>74.00</td><td>-19.91</td><td>61.46</td><td>36.68</td><td>12.80</td><td>57.52</td><td>0.67</td><td>100</td><td>159</td><td>PEAK</td></tr> <tr><td>8</td><td>7386.00</td><td>39.98</td><td>54.00</td><td>-14.02</td><td>47.35</td><td>36.68</td><td>12.80</td><td>57.52</td><td>0.67</td><td>100</td><td>159</td><td>Average</td></tr> </tbody> </table>	Peak	Freq	Level	Limit	Line Margin	Read	Ant	Cable	Preamp	Aux	Apos	Tpos	Remark		MHz	dBuV/m	dBuV/m	dB	dBuV	dB/m	dB	dB	dB	cm	deg		1	2206.00	64.97	74.00	-9.03	58.46	27.20	6.49	37.11	9.93	123	23	PEAK	2	2206.00	43.57	54.00	-10.43	37.06	27.20	6.49	37.11	9.93	123	23	AVERAGE	3	3939.00	57.07	74.00	-16.13	75.25	31.02	9.49	58.81	0.92	400	94	Peak	4	3939.00	49.95	54.00	-4.05	67.33	31.02	9.49	58.81	0.92	400	94	Average	5	4924.00	61.06	74.00	-12.94	74.50	32.94	10.08	57.17	0.71	321	147	PEAK	6	4924.00	50.02	54.00	-3.98	63.46	32.94	10.08	57.17	0.71	321	147	Average	7	7386.00	54.09	74.00	-19.91	61.46	36.68	12.80	57.52	0.67	100	159	PEAK	8	7386.00	39.98	54.00	-14.02	47.35	36.68	12.80	57.52	0.67	100	159	Average	<p>Site : 03CH13-HY Condition: PEAK_74 3m HORN_91200_1326 VERTICAL</p> <table border="1"> <thead> <tr> <th>Peak</th> <th>Freq</th> <th>Level</th> <th>Limit</th> <th>Line Margin</th> <th>Read</th> <th>Ant</th> <th>Cable</th> <th>Preamp</th> <th>Aux</th> <th>Apos</th> <th>Tpos</th> <th>Remark</th> </tr> <tr> <th></th> <th>MHz</th> <th>dBuV/m</th> <th>dBuV/m</th> <th>dB</th> <th>dBuV</th> <th>dB/m</th> <th>dB</th> <th>dB</th> <th>dB</th> <th>cm</th> <th>deg</th> <th></th> </tr> </thead> <tbody> <tr><td>1</td><td>2204.00</td><td>64.98</td><td>74.00</td><td>-9.02</td><td>58.47</td><td>27.20</td><td>6.49</td><td>37.11</td><td>9.93</td><td>359</td><td>196</td><td>PEAK</td></tr> <tr><td>2</td><td>2204.00</td><td>43.16</td><td>54.00</td><td>-10.84</td><td>36.65</td><td>27.20</td><td>6.49</td><td>37.11</td><td>9.93</td><td>359</td><td>196</td><td>AVERAGE</td></tr> <tr><td>3</td><td>3939.00</td><td>51.91</td><td>74.00</td><td>-22.09</td><td>69.29</td><td>31.02</td><td>9.49</td><td>58.81</td><td>0.92</td><td>309</td><td>172</td><td>Peak</td></tr> <tr><td>4</td><td>3939.00</td><td>44.05</td><td>54.00</td><td>-9.95</td><td>61.43</td><td>31.02</td><td>9.49</td><td>58.81</td><td>0.92</td><td>309</td><td>172</td><td>Average</td></tr> <tr><td>5</td><td>4924.00</td><td>62.22</td><td>74.00</td><td>-11.78</td><td>75.66</td><td>32.94</td><td>10.08</td><td>57.17</td><td>0.71</td><td>309</td><td>214</td><td>PEAK</td></tr> <tr><td>6</td><td>4924.00</td><td>51.66</td><td>54.00</td><td>-2.34</td><td>65.10</td><td>32.94</td><td>10.08</td><td>57.17</td><td>0.71</td><td>309</td><td>214</td><td>Average</td></tr> <tr><td>7</td><td>7386.00</td><td>55.07</td><td>74.00</td><td>-18.93</td><td>62.44</td><td>36.68</td><td>12.80</td><td>57.52</td><td>0.67</td><td>287</td><td>190</td><td>PEAK</td></tr> <tr><td>8</td><td>7386.00</td><td>40.29</td><td>54.00</td><td>-13.71</td><td>47.66</td><td>36.68</td><td>12.80</td><td>57.52</td><td>0.67</td><td>287</td><td>190</td><td>Average</td></tr> </tbody> </table>	Peak	Freq	Level	Limit	Line Margin	Read	Ant	Cable	Preamp	Aux	Apos	Tpos	Remark		MHz	dBuV/m	dBuV/m	dB	dBuV	dB/m	dB	dB	dB	cm	deg		1	2204.00	64.98	74.00	-9.02	58.47	27.20	6.49	37.11	9.93	359	196	PEAK	2	2204.00	43.16	54.00	-10.84	36.65	27.20	6.49	37.11	9.93	359	196	AVERAGE	3	3939.00	51.91	74.00	-22.09	69.29	31.02	9.49	58.81	0.92	309	172	Peak	4	3939.00	44.05	54.00	-9.95	61.43	31.02	9.49	58.81	0.92	309	172	Average	5	4924.00	62.22	74.00	-11.78	75.66	32.94	10.08	57.17	0.71	309	214	PEAK	6	4924.00	51.66	54.00	-2.34	65.10	32.94	10.08	57.17	0.71	309	214	Average	7	7386.00	55.07	74.00	-18.93	62.44	36.68	12.80	57.52	0.67	287	190	PEAK	8	7386.00	40.29	54.00	-13.71	47.66	36.68	12.80	57.52	0.67	287	190	Average
Peak	Freq	Level	Limit	Line Margin	Read	Ant	Cable	Preamp	Aux	Apos	Tpos	Remark																																																																																																																																																																																																																																																										
	MHz	dBuV/m	dBuV/m	dB	dBuV	dB/m	dB	dB	dB	cm	deg																																																																																																																																																																																																																																																											
1	2206.00	64.97	74.00	-9.03	58.46	27.20	6.49	37.11	9.93	123	23	PEAK																																																																																																																																																																																																																																																										
2	2206.00	43.57	54.00	-10.43	37.06	27.20	6.49	37.11	9.93	123	23	AVERAGE																																																																																																																																																																																																																																																										
3	3939.00	57.07	74.00	-16.13	75.25	31.02	9.49	58.81	0.92	400	94	Peak																																																																																																																																																																																																																																																										
4	3939.00	49.95	54.00	-4.05	67.33	31.02	9.49	58.81	0.92	400	94	Average																																																																																																																																																																																																																																																										
5	4924.00	61.06	74.00	-12.94	74.50	32.94	10.08	57.17	0.71	321	147	PEAK																																																																																																																																																																																																																																																										
6	4924.00	50.02	54.00	-3.98	63.46	32.94	10.08	57.17	0.71	321	147	Average																																																																																																																																																																																																																																																										
7	7386.00	54.09	74.00	-19.91	61.46	36.68	12.80	57.52	0.67	100	159	PEAK																																																																																																																																																																																																																																																										
8	7386.00	39.98	54.00	-14.02	47.35	36.68	12.80	57.52	0.67	100	159	Average																																																																																																																																																																																																																																																										
Peak	Freq	Level	Limit	Line Margin	Read	Ant	Cable	Preamp	Aux	Apos	Tpos	Remark																																																																																																																																																																																																																																																										
	MHz	dBuV/m	dBuV/m	dB	dBuV	dB/m	dB	dB	dB	cm	deg																																																																																																																																																																																																																																																											
1	2204.00	64.98	74.00	-9.02	58.47	27.20	6.49	37.11	9.93	359	196	PEAK																																																																																																																																																																																																																																																										
2	2204.00	43.16	54.00	-10.84	36.65	27.20	6.49	37.11	9.93	359	196	AVERAGE																																																																																																																																																																																																																																																										
3	3939.00	51.91	74.00	-22.09	69.29	31.02	9.49	58.81	0.92	309	172	Peak																																																																																																																																																																																																																																																										
4	3939.00	44.05	54.00	-9.95	61.43	31.02	9.49	58.81	0.92	309	172	Average																																																																																																																																																																																																																																																										
5	4924.00	62.22	74.00	-11.78	75.66	32.94	10.08	57.17	0.71	309	214	PEAK																																																																																																																																																																																																																																																										
6	4924.00	51.66	54.00	-2.34	65.10	32.94	10.08	57.17	0.71	309	214	Average																																																																																																																																																																																																																																																										
7	7386.00	55.07	74.00	-18.93	62.44	36.68	12.80	57.52	0.67	287	190	PEAK																																																																																																																																																																																																																																																										
8	7386.00	40.29	54.00	-13.71	47.66	36.68	12.80	57.52	0.67	287	190	Average																																																																																																																																																																																																																																																										



Mode	15	
	Harmonic	
	2400-2483.5_802.11ax HE20_CH11_Full RU_2462MHz	
ANT	1	
Pol.	Horizontal	Vertical
14.47G ~14.5G Avg.	<p>Site : 03CH13-HY Condition: AVG_54 3m HORN_91200_1326 HORIZONTAL</p>	<p>Site : 03CH13-HY Condition: AVG_54 3m HORN_91200_1326 VERTICAL</p>
	17.7G ~18G Avg.	<p>Site : 03CH13-HY Condition: AVG_54 3m HORN_91200_1326 HORIZONTAL</p>



Mode	16																																																																																																																																																																																																															
	LF																																																																																																																																																																																																															
	2400-2483.5_802.11ax HE20_CH01_Full RU_2412MHz																																																																																																																																																																																																															
ANT	1																																																																																																																																																																																																															
Pol.	Horizontal	Vertical																																																																																																																																																																																																														
QP/ Peak	<p>Site : 03CH13-HY Condition: QP 3m BILOG_40103 HORIZONTAL</p> <table border="1"> <thead> <tr> <th></th> <th>Limit</th> <th>Read</th> <th>Ant</th> <th>Cable</th> <th>Preamp</th> <th>Aux</th> <th>APos</th> <th>TPos</th> <th>Remark</th> </tr> <tr> <th>Freq</th> <th>Level</th> <th>Line Margin</th> <th>Level</th> <th>Factor</th> <th>Loss Factor</th> <th>Factor</th> <th></th> <th></th> <th></th> </tr> <tr> <th>MHz</th> <th>dBuV/m</th> <th>dBuV/m</th> <th>dB</th> <th>dBuV</th> <th>dB/m</th> <th>dB</th> <th>dB</th> <th>dB</th> <th>cm</th> <th>deg</th> </tr> </thead> <tbody> <tr> <td>1</td> <td>30.00</td> <td>23.56</td> <td>40.00</td> <td>-16.44</td> <td>29.61</td> <td>25.30</td> <td>0.93</td> <td>32.31</td> <td>0.03</td> <td>--</td> <td>Peak</td> </tr> <tr> <td>2</td> <td>208.40</td> <td>28.84</td> <td>43.50</td> <td>-14.66</td> <td>43.71</td> <td>15.10</td> <td>2.15</td> <td>32.19</td> <td>0.07</td> <td>--</td> <td>Peak</td> </tr> <tr> <td>3</td> <td>232.73</td> <td>29.44</td> <td>46.00</td> <td>-16.56</td> <td>42.78</td> <td>16.47</td> <td>2.25</td> <td>32.16</td> <td>0.10</td> <td>--</td> <td>Peak</td> </tr> <tr> <td>4</td> <td>333.61</td> <td>33.17</td> <td>46.00</td> <td>-12.83</td> <td>42.52</td> <td>19.94</td> <td>2.65</td> <td>32.06</td> <td>0.12</td> <td>--</td> <td>Peak</td> </tr> <tr> <td>5</td> <td>717.73</td> <td>36.49</td> <td>46.00</td> <td>-9.51</td> <td>37.55</td> <td>27.11</td> <td>3.80</td> <td>32.11</td> <td>0.14</td> <td>--</td> <td>Peak</td> </tr> <tr> <td>6</td> <td>957.32</td> <td>35.67</td> <td>46.00</td> <td>-10.33</td> <td>31.09</td> <td>31.00</td> <td>4.30</td> <td>30.93</td> <td>0.21</td> <td>--</td> <td>Peak</td> </tr> </tbody> </table>		Limit	Read	Ant	Cable	Preamp	Aux	APos	TPos	Remark	Freq	Level	Line Margin	Level	Factor	Loss Factor	Factor				MHz	dBuV/m	dBuV/m	dB	dBuV	dB/m	dB	dB	dB	cm	deg	1	30.00	23.56	40.00	-16.44	29.61	25.30	0.93	32.31	0.03	--	Peak	2	208.40	28.84	43.50	-14.66	43.71	15.10	2.15	32.19	0.07	--	Peak	3	232.73	29.44	46.00	-16.56	42.78	16.47	2.25	32.16	0.10	--	Peak	4	333.61	33.17	46.00	-12.83	42.52	19.94	2.65	32.06	0.12	--	Peak	5	717.73	36.49	46.00	-9.51	37.55	27.11	3.80	32.11	0.14	--	Peak	6	957.32	35.67	46.00	-10.33	31.09	31.00	4.30	30.93	0.21	--	Peak	<p>Site : 03CH13-HY Condition: QP 3m BILOG_40103 VERTICAL</p> <table border="1"> <thead> <tr> <th></th> <th>Limit</th> <th>Read</th> <th>Ant</th> <th>Cable</th> <th>Preamp</th> <th>Aux</th> <th>APos</th> <th>TPos</th> <th>Remark</th> </tr> <tr> <th>Freq</th> <th>Level</th> <th>Line Margin</th> <th>Level</th> <th>Factor</th> <th>Loss Factor</th> <th>Factor</th> <th></th> <th></th> <th></th> </tr> <tr> <th>MHz</th> <th>dBuV/m</th> <th>dBuV/m</th> <th>dB</th> <th>dBuV</th> <th>dB/m</th> <th>dB</th> <th>dB</th> <th>dB</th> <th>cm</th> <th>deg</th> </tr> </thead> <tbody> <tr> <td>1</td> <td>41.64</td> <td>33.77</td> <td>40.00</td> <td>-6.23</td> <td>46.21</td> <td>18.71</td> <td>1.04</td> <td>32.32</td> <td>0.13</td> <td>--</td> <td>Peak</td> </tr> <tr> <td>2</td> <td>91.11</td> <td>28.42</td> <td>43.50</td> <td>-15.08</td> <td>44.43</td> <td>14.71</td> <td>1.48</td> <td>32.27</td> <td>0.07</td> <td>--</td> <td>Peak</td> </tr> <tr> <td>3</td> <td>272.50</td> <td>26.56</td> <td>46.00</td> <td>-19.44</td> <td>37.23</td> <td>18.90</td> <td>2.42</td> <td>32.11</td> <td>0.12</td> <td>--</td> <td>Peak</td> </tr> <tr> <td>4</td> <td>334.58</td> <td>29.13</td> <td>46.00</td> <td>-16.87</td> <td>38.43</td> <td>19.98</td> <td>2.66</td> <td>32.06</td> <td>0.12</td> <td>--</td> <td>Peak</td> </tr> <tr> <td>5</td> <td>718.70</td> <td>38.37</td> <td>46.00</td> <td>-7.63</td> <td>39.38</td> <td>27.15</td> <td>3.81</td> <td>32.11</td> <td>0.14</td> <td>--</td> <td>Peak</td> </tr> <tr> <td>6</td> <td>956.35</td> <td>36.05</td> <td>46.00</td> <td>-9.95</td> <td>31.47</td> <td>31.00</td> <td>4.30</td> <td>30.93</td> <td>0.21</td> <td>--</td> <td>Peak</td> </tr> </tbody> </table>		Limit	Read	Ant	Cable	Preamp	Aux	APos	TPos	Remark	Freq	Level	Line Margin	Level	Factor	Loss Factor	Factor				MHz	dBuV/m	dBuV/m	dB	dBuV	dB/m	dB	dB	dB	cm	deg	1	41.64	33.77	40.00	-6.23	46.21	18.71	1.04	32.32	0.13	--	Peak	2	91.11	28.42	43.50	-15.08	44.43	14.71	1.48	32.27	0.07	--	Peak	3	272.50	26.56	46.00	-19.44	37.23	18.90	2.42	32.11	0.12	--	Peak	4	334.58	29.13	46.00	-16.87	38.43	19.98	2.66	32.06	0.12	--	Peak	5	718.70	38.37	46.00	-7.63	39.38	27.15	3.81	32.11	0.14	--	Peak	6	956.35	36.05	46.00	-9.95	31.47	31.00	4.30	30.93	0.21	--	Peak
	Limit	Read	Ant	Cable	Preamp	Aux	APos	TPos	Remark																																																																																																																																																																																																							
Freq	Level	Line Margin	Level	Factor	Loss Factor	Factor																																																																																																																																																																																																										
MHz	dBuV/m	dBuV/m	dB	dBuV	dB/m	dB	dB	dB	cm	deg																																																																																																																																																																																																						
1	30.00	23.56	40.00	-16.44	29.61	25.30	0.93	32.31	0.03	--	Peak																																																																																																																																																																																																					
2	208.40	28.84	43.50	-14.66	43.71	15.10	2.15	32.19	0.07	--	Peak																																																																																																																																																																																																					
3	232.73	29.44	46.00	-16.56	42.78	16.47	2.25	32.16	0.10	--	Peak																																																																																																																																																																																																					
4	333.61	33.17	46.00	-12.83	42.52	19.94	2.65	32.06	0.12	--	Peak																																																																																																																																																																																																					
5	717.73	36.49	46.00	-9.51	37.55	27.11	3.80	32.11	0.14	--	Peak																																																																																																																																																																																																					
6	957.32	35.67	46.00	-10.33	31.09	31.00	4.30	30.93	0.21	--	Peak																																																																																																																																																																																																					
	Limit	Read	Ant	Cable	Preamp	Aux	APos	TPos	Remark																																																																																																																																																																																																							
Freq	Level	Line Margin	Level	Factor	Loss Factor	Factor																																																																																																																																																																																																										
MHz	dBuV/m	dBuV/m	dB	dBuV	dB/m	dB	dB	dB	cm	deg																																																																																																																																																																																																						
1	41.64	33.77	40.00	-6.23	46.21	18.71	1.04	32.32	0.13	--	Peak																																																																																																																																																																																																					
2	91.11	28.42	43.50	-15.08	44.43	14.71	1.48	32.27	0.07	--	Peak																																																																																																																																																																																																					
3	272.50	26.56	46.00	-19.44	37.23	18.90	2.42	32.11	0.12	--	Peak																																																																																																																																																																																																					
4	334.58	29.13	46.00	-16.87	38.43	19.98	2.66	32.06	0.12	--	Peak																																																																																																																																																																																																					
5	718.70	38.37	46.00	-7.63	39.38	27.15	3.81	32.11	0.14	--	Peak																																																																																																																																																																																																					
6	956.35	36.05	46.00	-9.95	31.47	31.00	4.30	30.93	0.21	--	Peak																																																																																																																																																																																																					



Mode	17																																																																																	
	SHF																																																																																	
	2400-2483.5_802.11ax HE20_CH01_Full RU_2412MHz																																																																																	
ANT	1																																																																																	
Pol.	Horizontal	Vertical																																																																																
Peak	<p>Site : 03CH13-HY Condition: PEAK_74 1m SHF_00993_231124 HORIZONTAL</p> <table border="1"> <thead> <tr> <th>Limit</th> <th>Read</th> <th>Ant</th> <th>Cable</th> <th>Preamp</th> <th>Aux</th> <th>APos</th> <th>TPos</th> <th>Remark</th> </tr> <tr> <th>Freq</th> <th>Level</th> <th>Line</th> <th>Margin</th> <th>Level</th> <th>Factor</th> <th>Loss</th> <th>Factor</th> <th>Factor</th> </tr> <tr> <th>MHz</th> <th>dBuV/m</th> <th>dBuV/m</th> <th>dB</th> <th>dBuV</th> <th>dB/m</th> <th>dB</th> <th>dB</th> <th>dB</th> </tr> </thead> <tbody> <tr> <td>1</td> <td>24734.00</td> <td>47.18</td> <td>74.00</td> <td>-26.82</td> <td>63.92</td> <td>39.16</td> <td>7.00</td> <td>53.36</td> <td>-9.54</td> <td>--</td> <td>--</td> <td>Peak</td> </tr> </tbody> </table>	Limit	Read	Ant	Cable	Preamp	Aux	APos	TPos	Remark	Freq	Level	Line	Margin	Level	Factor	Loss	Factor	Factor	MHz	dBuV/m	dBuV/m	dB	dBuV	dB/m	dB	dB	dB	1	24734.00	47.18	74.00	-26.82	63.92	39.16	7.00	53.36	-9.54	--	--	Peak	<p>Site : 03CH13-HY Condition: PEAK_74 1m SHF_00993_231124 VERTICAL</p> <table border="1"> <thead> <tr> <th>Limit</th> <th>Read</th> <th>Ant</th> <th>Cable</th> <th>Preamp</th> <th>Aux</th> <th>APos</th> <th>TPos</th> <th>Remark</th> </tr> <tr> <th>Freq</th> <th>Level</th> <th>Line</th> <th>Margin</th> <th>Level</th> <th>Factor</th> <th>Loss</th> <th>Factor</th> <th>Factor</th> </tr> <tr> <th>MHz</th> <th>dBuV/m</th> <th>dBuV/m</th> <th>dB</th> <th>dBuV</th> <th>dB/m</th> <th>dB</th> <th>dB</th> <th>dB</th> </tr> </thead> <tbody> <tr> <td>1</td> <td>24720.00</td> <td>47.64</td> <td>74.00</td> <td>-26.36</td> <td>64.33</td> <td>39.22</td> <td>7.00</td> <td>53.37</td> <td>-9.54</td> <td>--</td> <td>--</td> <td>Peak</td> </tr> </tbody> </table>	Limit	Read	Ant	Cable	Preamp	Aux	APos	TPos	Remark	Freq	Level	Line	Margin	Level	Factor	Loss	Factor	Factor	MHz	dBuV/m	dBuV/m	dB	dBuV	dB/m	dB	dB	dB	1	24720.00	47.64	74.00	-26.36	64.33	39.22	7.00	53.37	-9.54	--	--	Peak
	Limit	Read	Ant	Cable	Preamp	Aux	APos	TPos	Remark																																																																									
Freq	Level	Line	Margin	Level	Factor	Loss	Factor	Factor																																																																										
MHz	dBuV/m	dBuV/m	dB	dBuV	dB/m	dB	dB	dB																																																																										
1	24734.00	47.18	74.00	-26.82	63.92	39.16	7.00	53.36	-9.54	--	--	Peak																																																																						
Limit	Read	Ant	Cable	Preamp	Aux	APos	TPos	Remark																																																																										
Freq	Level	Line	Margin	Level	Factor	Loss	Factor	Factor																																																																										
MHz	dBuV/m	dBuV/m	dB	dBuV	dB/m	dB	dB	dB																																																																										
1	24720.00	47.64	74.00	-26.36	64.33	39.22	7.00	53.37	-9.54	--	--	Peak																																																																						



Appendix D. Duty Cycle Plots

Antenna	Band	Duty Cycle(%)	T(us)	1/T(kHz)	VBW Setting
1	802.11b	99.52	-	-	10Hz
1	802.11g	95.80	5475	0.18	300Hz
1	2.4GHz 802.11n HT20	92.37	5085	0.20	300Hz
1	2.4GHz 802.11n HT40	95.32	4890	0.20	300Hz
1	2.4GHz 802.11ax HE20 Full RU	94.16	3870	0.26	300Hz



<Ant. 1>

