



	18	
Mode	Harmonic	
	U-NII-2A_5.25-5.35_802.11ac_VHT80_CH58_5290MHz	
ANT	1	
Pol.	Horizontal	Vertical
14.47G ~14.5G Avg	<p>Site : 03CH11-HY Condition: AVG_54 3m 91200_01620_230817 HORIZONTAL</p>	<p>Site : 03CH11-HY Condition: AVG_54 3m 91200_01620_230817 VERTICAL</p>
	<p>Site : 03CH11-HY Condition: AVG_54 3m 91200_01620_230817 HORIZONTAL</p>	<p>Site : 03CH11-HY Condition: AVG_54 3m 91200_01620_230817 VERTICAL</p>



19																																																																																																
Mode	Band Edge																																																																																															
U-NII-2C_5.15-5.25_802.11a Tx_CH100_5500MHz																																																																																																
ANT	1																																																																																															
Pol.	Horizontal																																																																																															
Peak	Fundamental																																																																																															
<p>Site : 03CH11-HY Condition: PEAK_BE(UNII)_B3 3m 91200_01620_230817 HORIZONTAL : RBW:1000.000kHz VBW:3000.000kHz SMT:Auto</p> <table border="1"> <thead> <tr> <th>Limit</th> <th>Read</th> <th>Ant</th> <th>Cable</th> <th>Preamp</th> <th>Aux</th> <th>APos</th> <th>TPos</th> <th>Remark</th> </tr> <tr> <th>Freq</th> <th>Level</th> <th>Line Margin</th> <th>Level Factor</th> <th>Loss Factor</th> <th>Loss Factor</th> <th>Factor</th> <th></th> <th></th> </tr> <tr> <th>MHz</th> <th>dBuV/m</th> <th>dBuV/m</th> <th>dB</th> <th>dBuV</th> <th>dB/m</th> <th>dB</th> <th>dB</th> <th>cm</th> <th>deg</th> </tr> </thead> <tbody> <tr> <td>1</td> <td>5459.95</td> <td>55.35</td> <td>74.00</td> <td>-18.65</td> <td>44.60</td> <td>32.98</td> <td>10.61</td> <td>32.84</td> <td>0.00</td> <td>107</td> <td>63</td> <td>PEAK</td> </tr> <tr> <td>2</td> <td>5469.70</td> <td>58.50</td> <td>68.20</td> <td>-9.70</td> <td>47.76</td> <td>32.96</td> <td>10.62</td> <td>32.84</td> <td>0.00</td> <td>107</td> <td>63</td> <td>PEAK</td> </tr> </tbody> </table>	Limit	Read	Ant	Cable	Preamp	Aux	APos	TPos	Remark	Freq	Level	Line Margin	Level Factor	Loss Factor	Loss Factor	Factor			MHz	dBuV/m	dBuV/m	dB	dBuV	dB/m	dB	dB	cm	deg	1	5459.95	55.35	74.00	-18.65	44.60	32.98	10.61	32.84	0.00	107	63	PEAK	2	5469.70	58.50	68.20	-9.70	47.76	32.96	10.62	32.84	0.00	107	63	PEAK	<p>Site : 03CH11-HY Condition: PEAK(UNII) 3m 91200_01620_230817 HORIZONTAL : RBW:1000.000kHz VBW:3000.000kHz SMT:Auto</p> <table border="1"> <thead> <tr> <th>Limit</th> <th>Read</th> <th>Ant</th> <th>Cable</th> <th>Preamp</th> <th>Aux</th> <th>APos</th> <th>TPos</th> <th>Remark</th> </tr> <tr> <th>Freq</th> <th>Level</th> <th>Line Margin</th> <th>Level Factor</th> <th>Loss Factor</th> <th>Loss Factor</th> <th>Factor</th> <th></th> <th></th> </tr> <tr> <th>MHz</th> <th>dBuV/m</th> <th>dBuV/m</th> <th>dB</th> <th>dBuV</th> <th>dB/m</th> <th>dB</th> <th>dB</th> <th>cm</th> <th>deg</th> </tr> </thead> <tbody> <tr> <td>1</td> <td>5500.00</td> <td>103.70</td> <td>-----</td> <td>-----</td> <td>92.99</td> <td>32.90</td> <td>10.65</td> <td>32.84</td> <td>0.00</td> <td>107</td> <td>63</td> <td>PEAK</td> </tr> </tbody> </table>	Limit	Read	Ant	Cable	Preamp	Aux	APos	TPos	Remark	Freq	Level	Line Margin	Level Factor	Loss Factor	Loss Factor	Factor			MHz	dBuV/m	dBuV/m	dB	dBuV	dB/m	dB	dB	cm	deg	1	5500.00	103.70	-----	-----	92.99	32.90	10.65	32.84	0.00	107	63	PEAK
Limit	Read	Ant	Cable	Preamp	Aux	APos	TPos	Remark																																																																																								
Freq	Level	Line Margin	Level Factor	Loss Factor	Loss Factor	Factor																																																																																										
MHz	dBuV/m	dBuV/m	dB	dBuV	dB/m	dB	dB	cm	deg																																																																																							
1	5459.95	55.35	74.00	-18.65	44.60	32.98	10.61	32.84	0.00	107	63	PEAK																																																																																				
2	5469.70	58.50	68.20	-9.70	47.76	32.96	10.62	32.84	0.00	107	63	PEAK																																																																																				
Limit	Read	Ant	Cable	Preamp	Aux	APos	TPos	Remark																																																																																								
Freq	Level	Line Margin	Level Factor	Loss Factor	Loss Factor	Factor																																																																																										
MHz	dBuV/m	dBuV/m	dB	dBuV	dB/m	dB	dB	cm	deg																																																																																							
1	5500.00	103.70	-----	-----	92.99	32.90	10.65	32.84	0.00	107	63	PEAK																																																																																				
Avg	Fundamental																																																																																															
<p>Site : 03CH11-HY Condition: AVG_BE(UNII)_B3 3m 91200_01620_230817 HORIZONTAL : RBW:1000.000kHz VBW:1.000kHz SMT:Auto</p> <table border="1"> <thead> <tr> <th>Limit</th> <th>Read</th> <th>Ant</th> <th>Cable</th> <th>Preamp</th> <th>Aux</th> <th>APos</th> <th>TPos</th> <th>Remark</th> </tr> <tr> <th>Freq</th> <th>Level</th> <th>Line Margin</th> <th>Level Factor</th> <th>Loss Factor</th> <th>Loss Factor</th> <th>Factor</th> <th></th> <th></th> </tr> <tr> <th>MHz</th> <th>dBuV/m</th> <th>dBuV/m</th> <th>dB</th> <th>dBuV</th> <th>dB/m</th> <th>dB</th> <th>dB</th> <th>cm</th> <th>deg</th> </tr> </thead> <tbody> <tr> <td>1</td> <td>5459.95</td> <td>45.07</td> <td>54.00</td> <td>-8.93</td> <td>34.32</td> <td>32.98</td> <td>10.61</td> <td>32.84</td> <td>0.00</td> <td>107</td> <td>63</td> <td>AVERAGE</td> </tr> </tbody> </table>	Limit	Read	Ant	Cable	Preamp	Aux	APos	TPos	Remark	Freq	Level	Line Margin	Level Factor	Loss Factor	Loss Factor	Factor			MHz	dBuV/m	dBuV/m	dB	dBuV	dB/m	dB	dB	cm	deg	1	5459.95	45.07	54.00	-8.93	34.32	32.98	10.61	32.84	0.00	107	63	AVERAGE	<p>Site : 03CH11-HY Condition: AVG_54 3m 91200_01620_230817 HORIZONTAL : RBW:1000.000kHz VBW:1.000kHz SMT:Auto</p> <table border="1"> <thead> <tr> <th>Limit</th> <th>Read</th> <th>Ant</th> <th>Cable</th> <th>Preamp</th> <th>Aux</th> <th>APos</th> <th>TPos</th> <th>Remark</th> </tr> <tr> <th>Freq</th> <th>Level</th> <th>Line Margin</th> <th>Level Factor</th> <th>Loss Factor</th> <th>Loss Factor</th> <th>Factor</th> <th></th> <th></th> </tr> <tr> <th>MHz</th> <th>dBuV/m</th> <th>dBuV/m</th> <th>dB</th> <th>dBuV</th> <th>dB/m</th> <th>dB</th> <th>dB</th> <th>cm</th> <th>deg</th> </tr> </thead> <tbody> <tr> <td>1</td> <td>5500.00</td> <td>97.72</td> <td>-----</td> <td>-----</td> <td>87.01</td> <td>32.90</td> <td>10.65</td> <td>32.84</td> <td>0.00</td> <td>107</td> <td>63</td> <td>AVERAGE</td> </tr> </tbody> </table>	Limit	Read	Ant	Cable	Preamp	Aux	APos	TPos	Remark	Freq	Level	Line Margin	Level Factor	Loss Factor	Loss Factor	Factor			MHz	dBuV/m	dBuV/m	dB	dBuV	dB/m	dB	dB	cm	deg	1	5500.00	97.72	-----	-----	87.01	32.90	10.65	32.84	0.00	107	63	AVERAGE													
Limit	Read	Ant	Cable	Preamp	Aux	APos	TPos	Remark																																																																																								
Freq	Level	Line Margin	Level Factor	Loss Factor	Loss Factor	Factor																																																																																										
MHz	dBuV/m	dBuV/m	dB	dBuV	dB/m	dB	dB	cm	deg																																																																																							
1	5459.95	45.07	54.00	-8.93	34.32	32.98	10.61	32.84	0.00	107	63	AVERAGE																																																																																				
Limit	Read	Ant	Cable	Preamp	Aux	APos	TPos	Remark																																																																																								
Freq	Level	Line Margin	Level Factor	Loss Factor	Loss Factor	Factor																																																																																										
MHz	dBuV/m	dBuV/m	dB	dBuV	dB/m	dB	dB	cm	deg																																																																																							
1	5500.00	97.72	-----	-----	87.01	32.90	10.65	32.84	0.00	107	63	AVERAGE																																																																																				



		19																																																																																	
Mode	Band Edge																																																																																		
	U-NII-2C_5.15-5.25_802.11a Tx_CH100_5500MHz																																																																																		
ANT	1																																																																																		
Pol.	Vertical	Fundamental																																																																																	
Peak	<p>Site : 03CH11-HY Condition: PEAK_BE(UNII)_B3 3m 91200_01620_230817 VERTICAL : RBW:1000.000kHz VBW:3000.000kHz SWT:Auto</p> <table border="1"> <thead> <tr> <th>Limit</th> <th>Read</th> <th>Ant</th> <th>Cable</th> <th>Preamp</th> <th>Aux</th> <th>APos</th> <th>TPos</th> <th>Remark</th> </tr> <tr> <th>Freq Level Line Margin</th> <th>Level Factor</th> <th>Loss Factor</th> <th>Loss Factor</th> <th>Factor</th> <th>Factor</th> <th>cm</th> <th>deg</th> <th></th> </tr> <tr> <th>MHz dBuV/m dB</th> <th>dBuV/m dB</th> <th>dB</th> <th>dB</th> <th>dB</th> <th>dB</th> <th>cm</th> <th>deg</th> <th></th> </tr> </thead> <tbody> <tr> <td>1 5453.35 54.88 74.00 -19.12</td> <td>44.13</td> <td>32.99</td> <td>10.60</td> <td>32.84</td> <td>0.00</td> <td>100</td> <td>198</td> <td>PEAK</td> </tr> <tr> <td>2 5464.15 58.39 68.20 -9.81</td> <td>47.65</td> <td>32.97</td> <td>10.61</td> <td>32.84</td> <td>0.00</td> <td>100</td> <td>198</td> <td>PEAK</td> </tr> </tbody> </table>	Limit	Read	Ant	Cable	Preamp	Aux	APos	TPos	Remark	Freq Level Line Margin	Level Factor	Loss Factor	Loss Factor	Factor	Factor	cm	deg		MHz dBuV/m dB	dBuV/m dB	dB	dB	dB	dB	cm	deg		1 5453.35 54.88 74.00 -19.12	44.13	32.99	10.60	32.84	0.00	100	198	PEAK	2 5464.15 58.39 68.20 -9.81	47.65	32.97	10.61	32.84	0.00	100	198	PEAK	<p>Site : 03CH11-HY Condition: PEAK(UNII) 3m 91200_01620_230817 VERTICAL : RBW:1000.000kHz VBW:3000.000kHz SWT:Auto</p> <table border="1"> <thead> <tr> <th>Limit</th> <th>Read</th> <th>Ant</th> <th>Cable</th> <th>Preamp</th> <th>Aux</th> <th>APos</th> <th>TPos</th> <th>Remark</th> </tr> <tr> <th>Freq Level Line Margin</th> <th>Level Factor</th> <th>Loss Factor</th> <th>Loss Factor</th> <th>Factor</th> <th>Factor</th> <th>cm</th> <th>deg</th> <th></th> </tr> <tr> <th>MHz dBuV/m dB</th> <th>dBuV/m dB</th> <th>dB</th> <th>dB</th> <th>dB</th> <th>dB</th> <th>cm</th> <th>deg</th> <th></th> </tr> </thead> <tbody> <tr> <td>1 5500.00 102.74</td> <td>92.03</td> <td>32.90</td> <td>10.65</td> <td>32.84</td> <td>0.00</td> <td>100</td> <td>198</td> <td>PEAK</td> </tr> </tbody> </table>	Limit	Read	Ant	Cable	Preamp	Aux	APos	TPos	Remark	Freq Level Line Margin	Level Factor	Loss Factor	Loss Factor	Factor	Factor	cm	deg		MHz dBuV/m dB	dBuV/m dB	dB	dB	dB	dB	cm	deg		1 5500.00 102.74	92.03	32.90	10.65	32.84	0.00	100	198	PEAK
	Limit	Read	Ant	Cable	Preamp	Aux	APos	TPos	Remark																																																																										
Freq Level Line Margin	Level Factor	Loss Factor	Loss Factor	Factor	Factor	cm	deg																																																																												
MHz dBuV/m dB	dBuV/m dB	dB	dB	dB	dB	cm	deg																																																																												
1 5453.35 54.88 74.00 -19.12	44.13	32.99	10.60	32.84	0.00	100	198	PEAK																																																																											
2 5464.15 58.39 68.20 -9.81	47.65	32.97	10.61	32.84	0.00	100	198	PEAK																																																																											
Limit	Read	Ant	Cable	Preamp	Aux	APos	TPos	Remark																																																																											
Freq Level Line Margin	Level Factor	Loss Factor	Loss Factor	Factor	Factor	cm	deg																																																																												
MHz dBuV/m dB	dBuV/m dB	dB	dB	dB	dB	cm	deg																																																																												
1 5500.00 102.74	92.03	32.90	10.65	32.84	0.00	100	198	PEAK																																																																											
Avg	<p>Site : 03CH11-HY Condition: AVG_BE(UNII)_B3 3m 91200_01620_230817 VERTICAL : RBW:1000.000kHz VBW:1.000kHz SWT:Auto</p> <table border="1"> <thead> <tr> <th>Limit</th> <th>Read</th> <th>Ant</th> <th>Cable</th> <th>Preamp</th> <th>Aux</th> <th>APos</th> <th>TPos</th> <th>Remark</th> </tr> <tr> <th>Freq Level Line Margin</th> <th>Level Factor</th> <th>Loss Factor</th> <th>Loss Factor</th> <th>Factor</th> <th>Factor</th> <th>cm</th> <th>deg</th> <th></th> </tr> <tr> <th>MHz dBuV/m dB</th> <th>dBuV/m dB</th> <th>dB</th> <th>dB</th> <th>dB</th> <th>dB</th> <th>cm</th> <th>deg</th> <th></th> </tr> </thead> <tbody> <tr> <td>1 5450.00 44.49 54.00 -9.51</td> <td>33.75</td> <td>32.90</td> <td>10.60</td> <td>32.84</td> <td>0.00</td> <td>100</td> <td>198</td> <td>AVERAGE</td> </tr> </tbody> </table>	Limit	Read	Ant	Cable	Preamp	Aux	APos	TPos	Remark	Freq Level Line Margin	Level Factor	Loss Factor	Loss Factor	Factor	Factor	cm	deg		MHz dBuV/m dB	dBuV/m dB	dB	dB	dB	dB	cm	deg		1 5450.00 44.49 54.00 -9.51	33.75	32.90	10.60	32.84	0.00	100	198	AVERAGE	<p>Site : 03CH11-HY Condition: AVG_54 3m 91200_01620_230817 VERTICAL : RBW:1000.000kHz VBW:1.000kHz SWT:Auto</p> <table border="1"> <thead> <tr> <th>Limit</th> <th>Read</th> <th>Ant</th> <th>Cable</th> <th>Preamp</th> <th>Aux</th> <th>APos</th> <th>TPos</th> <th>Remark</th> </tr> <tr> <th>Freq Level Line Margin</th> <th>Level Factor</th> <th>Loss Factor</th> <th>Loss Factor</th> <th>Factor</th> <th>Factor</th> <th>cm</th> <th>deg</th> <th></th> </tr> <tr> <th>MHz dBuV/m dB</th> <th>dBuV/m dB</th> <th>dB</th> <th>dB</th> <th>dB</th> <th>dB</th> <th>cm</th> <th>deg</th> <th></th> </tr> </thead> <tbody> <tr> <td>1 5500.00 95.92</td> <td>85.21</td> <td>32.90</td> <td>10.65</td> <td>32.84</td> <td>0.00</td> <td>100</td> <td>198</td> <td>AVERAGE</td> </tr> </tbody> </table>	Limit	Read	Ant	Cable	Preamp	Aux	APos	TPos	Remark	Freq Level Line Margin	Level Factor	Loss Factor	Loss Factor	Factor	Factor	cm	deg		MHz dBuV/m dB	dBuV/m dB	dB	dB	dB	dB	cm	deg		1 5500.00 95.92	85.21	32.90	10.65	32.84	0.00	100	198	AVERAGE									
	Limit	Read	Ant	Cable	Preamp	Aux	APos	TPos	Remark																																																																										
Freq Level Line Margin	Level Factor	Loss Factor	Loss Factor	Factor	Factor	cm	deg																																																																												
MHz dBuV/m dB	dBuV/m dB	dB	dB	dB	dB	cm	deg																																																																												
1 5450.00 44.49 54.00 -9.51	33.75	32.90	10.60	32.84	0.00	100	198	AVERAGE																																																																											
Limit	Read	Ant	Cable	Preamp	Aux	APos	TPos	Remark																																																																											
Freq Level Line Margin	Level Factor	Loss Factor	Loss Factor	Factor	Factor	cm	deg																																																																												
MHz dBuV/m dB	dBuV/m dB	dB	dB	dB	dB	cm	deg																																																																												
1 5500.00 95.92	85.21	32.90	10.65	32.84	0.00	100	198	AVERAGE																																																																											



Mode	19																																																																																																					
	Harmonic																																																																																																					
	U-NII-2C_5.15-5.25_802.11a Tx_CH100_5500MHz																																																																																																					
ANT	1																																																																																																					
Pol.	Horizontal	Vertical																																																																																																				
Peak Avg	<p>Site : 03CH11-HY Condition: PEAK(UNII) 3m 91200_01620_230817 HORIZONTAL</p> <table border="1"> <thead> <tr> <th>Limit</th> <th>Read</th> <th>Ant</th> <th>Cable</th> <th>Preamp</th> <th>Aux</th> <th>APos</th> <th>TPos</th> <th>Remark</th> </tr> <tr> <th>Freq</th> <th>Level</th> <th>Line Margin</th> <th>Level</th> <th>Factor</th> <th>Loss Factor</th> <th>Factor</th> <th></th> <th></th> </tr> <tr> <th>MHz</th> <th>dBuV/m</th> <th>dBuV/m</th> <th>dB</th> <th>dBuV</th> <th>dB/m</th> <th>dB</th> <th>dB</th> <th>cm</th> <th>deg</th> </tr> </thead> <tbody> <tr> <td>1 11000.00</td> <td>46.28</td> <td>74.00</td> <td>-27.72</td> <td>50.99</td> <td>38.90</td> <td>17.73</td> <td>61.63</td> <td>0.29</td> <td>--</td> <td>PEAK</td> </tr> <tr> <td>2 16500.00</td> <td>47.20</td> <td>68.20</td> <td>-21.00</td> <td>46.05</td> <td>38.40</td> <td>22.42</td> <td>59.98</td> <td>0.31</td> <td>--</td> <td>PEAK</td> </tr> </tbody> </table>	Limit	Read	Ant	Cable	Preamp	Aux	APos	TPos	Remark	Freq	Level	Line Margin	Level	Factor	Loss Factor	Factor			MHz	dBuV/m	dBuV/m	dB	dBuV	dB/m	dB	dB	cm	deg	1 11000.00	46.28	74.00	-27.72	50.99	38.90	17.73	61.63	0.29	--	PEAK	2 16500.00	47.20	68.20	-21.00	46.05	38.40	22.42	59.98	0.31	--	PEAK	<p>Site : 03CH11-HY Condition: PEAK(UNII) 3m 91200_01620_230817 VERTICAL</p> <table border="1"> <thead> <tr> <th>Limit</th> <th>Read</th> <th>Ant</th> <th>Cable</th> <th>Preamp</th> <th>Aux</th> <th>APos</th> <th>TPos</th> <th>Remark</th> </tr> <tr> <th>Freq</th> <th>Level</th> <th>Line Margin</th> <th>Level</th> <th>Factor</th> <th>Loss Factor</th> <th>Factor</th> <th></th> <th></th> </tr> <tr> <th>MHz</th> <th>dBuV/m</th> <th>dBuV/m</th> <th>dB</th> <th>dBuV</th> <th>dB/m</th> <th>dB</th> <th>dB</th> <th>cm</th> <th>deg</th> </tr> </thead> <tbody> <tr> <td>1 11000.00</td> <td>46.59</td> <td>74.00</td> <td>-27.41</td> <td>51.30</td> <td>38.90</td> <td>17.73</td> <td>61.63</td> <td>0.29</td> <td>--</td> <td>PEAK</td> </tr> <tr> <td>2 16500.00</td> <td>47.33</td> <td>68.20</td> <td>-20.87</td> <td>46.18</td> <td>38.40</td> <td>22.42</td> <td>59.98</td> <td>0.31</td> <td>--</td> <td>PEAK</td> </tr> </tbody> </table>	Limit	Read	Ant	Cable	Preamp	Aux	APos	TPos	Remark	Freq	Level	Line Margin	Level	Factor	Loss Factor	Factor			MHz	dBuV/m	dBuV/m	dB	dBuV	dB/m	dB	dB	cm	deg	1 11000.00	46.59	74.00	-27.41	51.30	38.90	17.73	61.63	0.29	--	PEAK	2 16500.00	47.33	68.20	-20.87	46.18	38.40	22.42	59.98	0.31	--	PEAK
	Limit	Read	Ant	Cable	Preamp	Aux	APos	TPos	Remark																																																																																													
Freq	Level	Line Margin	Level	Factor	Loss Factor	Factor																																																																																																
MHz	dBuV/m	dBuV/m	dB	dBuV	dB/m	dB	dB	cm	deg																																																																																													
1 11000.00	46.28	74.00	-27.72	50.99	38.90	17.73	61.63	0.29	--	PEAK																																																																																												
2 16500.00	47.20	68.20	-21.00	46.05	38.40	22.42	59.98	0.31	--	PEAK																																																																																												
Limit	Read	Ant	Cable	Preamp	Aux	APos	TPos	Remark																																																																																														
Freq	Level	Line Margin	Level	Factor	Loss Factor	Factor																																																																																																
MHz	dBuV/m	dBuV/m	dB	dBuV	dB/m	dB	dB	cm	deg																																																																																													
1 11000.00	46.59	74.00	-27.41	51.30	38.90	17.73	61.63	0.29	--	PEAK																																																																																												
2 16500.00	47.33	68.20	-20.87	46.18	38.40	22.42	59.98	0.31	--	PEAK																																																																																												



	19	
Mode	Harmonic	
	U-NII-2C_5.15-5.25_802.11a Tx_CH100_5500MHz	
ANT	1	
Pol.	Horizontal	Vertical
14.47G ~14.5G Avg	<p>Site : 03CH11-HY Condition: AVG_54 3m 91200_01620_230817 HORIZONTAL</p>	<p>Site : 03CH11-HY Condition: AVG_54 3m 91200_01620_230817 VERTICAL</p>
	<p>Site : 03CH11-HY Condition: AVG_54 3m 91200_01620_230817 HORIZONTAL</p>	<p>Site : 03CH11-HY Condition: AVG_54 3m 91200_01620_230817 VERTICAL</p>

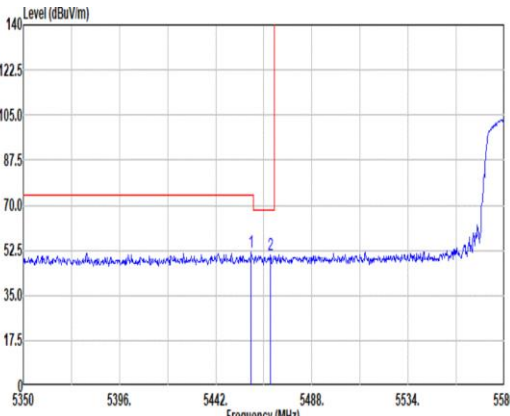
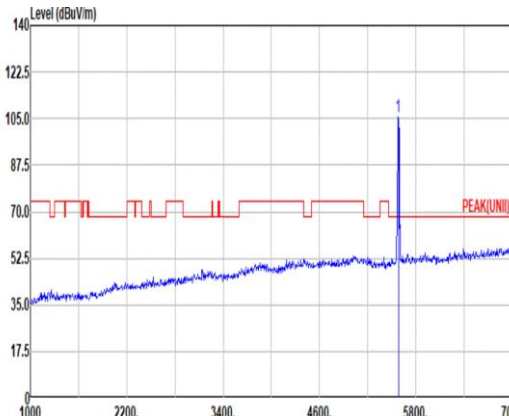
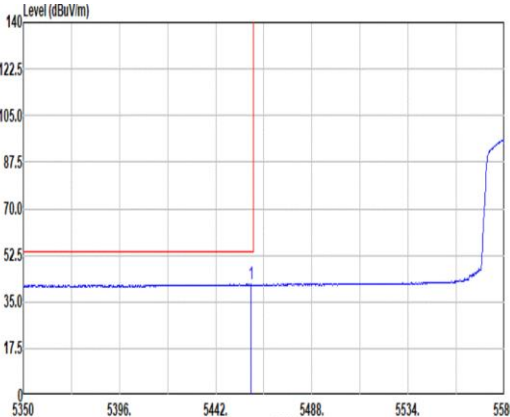
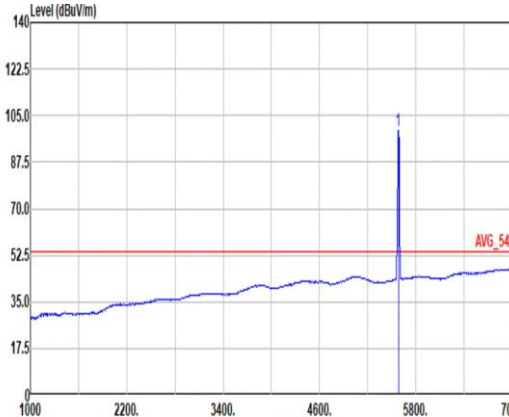


	20																																																																																												
Mode	Band Edge - L																																																																																												
	U-NII-2C_5.15-5.25_802.11a Tx_CH116_5580MHz																																																																																												
ANT	1																																																																																												
Pol.	Horizontal	Fundamental																																																																																											
Peak	<p>Site : 03CH11-HY Condition: PEAK_BE(UNII)_B3 3m 91200_01620_230817 HORIZONTAL : RBW:1000.000kHz VBW:3000.000kHz SWT:Auto</p> <table border="1"> <thead> <tr> <th>Peak</th> <th>Freq</th> <th>Level</th> <th>Limit</th> <th>Line Margin</th> <th>Read Level</th> <th>Ant Factor</th> <th>Cable Loss</th> <th>Preamp</th> <th>Aux</th> <th>APos</th> <th>TPos</th> <th>Remark</th> </tr> <tr> <th></th> <th>MHz</th> <th>dBuV/m</th> <th>dBuV/m</th> <th>dB</th> <th>dBuV</th> <th>dB/m</th> <th>dB</th> <th>dB</th> <th>dB</th> <th>cm</th> <th>deg</th> <th></th> </tr> </thead> <tbody> <tr> <td>1</td> <td>5459.25</td> <td>51.16</td> <td>74.00</td> <td>-22.84</td> <td>40.41</td> <td>32.98</td> <td>10.61</td> <td>32.84</td> <td>0.00</td> <td>200</td> <td>137</td> <td>PEAK</td> </tr> <tr> <td>2</td> <td>5466.15</td> <td>50.42</td> <td>68.20</td> <td>-17.78</td> <td>39.68</td> <td>32.97</td> <td>10.61</td> <td>32.84</td> <td>0.00</td> <td>200</td> <td>137</td> <td>PEAK</td> </tr> </tbody> </table>	Peak	Freq	Level	Limit	Line Margin	Read Level	Ant Factor	Cable Loss	Preamp	Aux	APos	TPos	Remark		MHz	dBuV/m	dBuV/m	dB	dBuV	dB/m	dB	dB	dB	cm	deg		1	5459.25	51.16	74.00	-22.84	40.41	32.98	10.61	32.84	0.00	200	137	PEAK	2	5466.15	50.42	68.20	-17.78	39.68	32.97	10.61	32.84	0.00	200	137	PEAK	<p>Site : 03CH11-HY Condition: PEAK(UNII) 3m 91200_01620_230817 HORIZONTAL : RBW:1000.000kHz VBW:3000.000kHz SWT:Auto</p> <table border="1"> <thead> <tr> <th>Peak</th> <th>Freq</th> <th>Level</th> <th>Limit</th> <th>Line Margin</th> <th>Read Level</th> <th>Ant Factor</th> <th>Cable Loss</th> <th>Preamp</th> <th>Aux</th> <th>APos</th> <th>TPos</th> <th>Remark</th> </tr> <tr> <th></th> <th>MHz</th> <th>dBuV/m</th> <th>dBuV/m</th> <th>dB</th> <th>dBuV</th> <th>dB/m</th> <th>dB</th> <th>dB</th> <th>dB</th> <th>cm</th> <th>deg</th> <th></th> </tr> </thead> <tbody> <tr> <td>1</td> <td>5580.00</td> <td>100.16</td> <td>-----</td> <td>-----</td> <td>89.32</td> <td>32.96</td> <td>10.74</td> <td>32.86</td> <td>0.00</td> <td>200</td> <td>137</td> <td>PEAK</td> </tr> </tbody> </table>	Peak	Freq	Level	Limit	Line Margin	Read Level	Ant Factor	Cable Loss	Preamp	Aux	APos	TPos	Remark		MHz	dBuV/m	dBuV/m	dB	dBuV	dB/m	dB	dB	dB	cm	deg		1	5580.00	100.16	-----	-----	89.32	32.96	10.74	32.86	0.00	200	137	PEAK
	Peak	Freq	Level	Limit	Line Margin	Read Level	Ant Factor	Cable Loss	Preamp	Aux	APos	TPos	Remark																																																																																
	MHz	dBuV/m	dBuV/m	dB	dBuV	dB/m	dB	dB	dB	cm	deg																																																																																		
1	5459.25	51.16	74.00	-22.84	40.41	32.98	10.61	32.84	0.00	200	137	PEAK																																																																																	
2	5466.15	50.42	68.20	-17.78	39.68	32.97	10.61	32.84	0.00	200	137	PEAK																																																																																	
Peak	Freq	Level	Limit	Line Margin	Read Level	Ant Factor	Cable Loss	Preamp	Aux	APos	TPos	Remark																																																																																	
	MHz	dBuV/m	dBuV/m	dB	dBuV	dB/m	dB	dB	dB	cm	deg																																																																																		
1	5580.00	100.16	-----	-----	89.32	32.96	10.74	32.86	0.00	200	137	PEAK																																																																																	
Avg	<p>Site : 03CH11-HY Condition: AVG_BE(UNII)_B3 3m 91200_01620_230817 HORIZONTAL : RBW:1000.000kHz VBW:0.820kHz SWT:Auto</p> <table border="1"> <thead> <tr> <th>Peak</th> <th>Freq</th> <th>Level</th> <th>Limit</th> <th>Line Margin</th> <th>Read Level</th> <th>Ant Factor</th> <th>Cable Loss</th> <th>Preamp</th> <th>Aux</th> <th>APos</th> <th>TPos</th> <th>Remark</th> </tr> <tr> <th></th> <th>MHz</th> <th>dBuV/m</th> <th>dBuV/m</th> <th>dB</th> <th>dBuV</th> <th>dB/m</th> <th>dB</th> <th>dB</th> <th>dB</th> <th>cm</th> <th>deg</th> <th></th> </tr> </thead> <tbody> <tr> <td>1</td> <td>5455.11</td> <td>41.55</td> <td>54.00</td> <td>-12.45</td> <td>30.00</td> <td>32.99</td> <td>10.60</td> <td>32.84</td> <td>0.00</td> <td>200</td> <td>137</td> <td>AVERAGE</td> </tr> </tbody> </table>	Peak	Freq	Level	Limit	Line Margin	Read Level	Ant Factor	Cable Loss	Preamp	Aux	APos	TPos	Remark		MHz	dBuV/m	dBuV/m	dB	dBuV	dB/m	dB	dB	dB	cm	deg		1	5455.11	41.55	54.00	-12.45	30.00	32.99	10.60	32.84	0.00	200	137	AVERAGE	<p>Site : 03CH11-HY Condition: AVG_54 3m 91200_01620_230817 HORIZONTAL : RBW:1000.000kHz VBW:0.820kHz SWT:Auto</p> <table border="1"> <thead> <tr> <th>Peak</th> <th>Freq</th> <th>Level</th> <th>Limit</th> <th>Line Margin</th> <th>Read Level</th> <th>Ant Factor</th> <th>Cable Loss</th> <th>Preamp</th> <th>Aux</th> <th>APos</th> <th>TPos</th> <th>Remark</th> </tr> <tr> <th></th> <th>MHz</th> <th>dBuV/m</th> <th>dBuV/m</th> <th>dB</th> <th>dBuV</th> <th>dB/m</th> <th>dB</th> <th>dB</th> <th>dB</th> <th>cm</th> <th>deg</th> <th></th> </tr> </thead> <tbody> <tr> <td>1</td> <td>5580.00</td> <td>93.05</td> <td>-----</td> <td>-----</td> <td>82.21</td> <td>32.96</td> <td>10.74</td> <td>32.86</td> <td>0.00</td> <td>200</td> <td>137</td> <td>AVERAGE</td> </tr> </tbody> </table>	Peak	Freq	Level	Limit	Line Margin	Read Level	Ant Factor	Cable Loss	Preamp	Aux	APos	TPos	Remark		MHz	dBuV/m	dBuV/m	dB	dBuV	dB/m	dB	dB	dB	cm	deg		1	5580.00	93.05	-----	-----	82.21	32.96	10.74	32.86	0.00	200	137	AVERAGE													
	Peak	Freq	Level	Limit	Line Margin	Read Level	Ant Factor	Cable Loss	Preamp	Aux	APos	TPos	Remark																																																																																
	MHz	dBuV/m	dBuV/m	dB	dBuV	dB/m	dB	dB	dB	cm	deg																																																																																		
1	5455.11	41.55	54.00	-12.45	30.00	32.99	10.60	32.84	0.00	200	137	AVERAGE																																																																																	
Peak	Freq	Level	Limit	Line Margin	Read Level	Ant Factor	Cable Loss	Preamp	Aux	APos	TPos	Remark																																																																																	
	MHz	dBuV/m	dBuV/m	dB	dBuV	dB/m	dB	dB	dB	cm	deg																																																																																		
1	5580.00	93.05	-----	-----	82.21	32.96	10.74	32.86	0.00	200	137	AVERAGE																																																																																	



Mode	20																																									
	Band Edge - R																																									
	U-NII-2C_5.15-5.25_802.11a Tx_CH116_5580MHz																																									
ANT	1																																									
Pol.	Horizontal	Fundamental																																								
Peak	<p>Site : 03CH11-HY Condition: PEAK_BE(U-NII)_B3 3m 91200_01620_230817 HORIZONTAL : RBW:1000.000kHz VBW:3000.000kHz SMT:Auto</p> <table border="1"> <thead> <tr> <th>Limit</th> <th>Read</th> <th>Ant</th> <th>Cable</th> <th>Preamp</th> <th>Aux</th> <th>APos</th> <th>TPos</th> <th>Remark</th> </tr> <tr> <th>Freq</th> <th>Level</th> <th>Line Margin</th> <th>Level Factor</th> <th>Loss Factor</th> <th>Loss Factor</th> <th>Factor</th> <th>cm</th> <th>deg</th> </tr> <tr> <th>MHz</th> <th>dBuV/m</th> <th>dBuV/m</th> <th>dB</th> <th>dBuV</th> <th>dB/m</th> <th>dB</th> <th>dB</th> <th>cm</th> <th>deg</th> </tr> </thead> <tbody> <tr> <td>1 5725.04</td> <td>52.17</td> <td>68.20</td> <td>-16.03</td> <td>40.66</td> <td>33.60</td> <td>10.82</td> <td>32.91</td> <td>0.00</td> <td>200</td> <td>137</td> <td>PEAK</td> </tr> </tbody> </table>	Limit	Read	Ant	Cable	Preamp	Aux	APos	TPos	Remark	Freq	Level	Line Margin	Level Factor	Loss Factor	Loss Factor	Factor	cm	deg	MHz	dBuV/m	dBuV/m	dB	dBuV	dB/m	dB	dB	cm	deg	1 5725.04	52.17	68.20	-16.03	40.66	33.60	10.82	32.91	0.00	200	137	PEAK	Blank
Limit	Read	Ant	Cable	Preamp	Aux	APos	TPos	Remark																																		
Freq	Level	Line Margin	Level Factor	Loss Factor	Loss Factor	Factor	cm	deg																																		
MHz	dBuV/m	dBuV/m	dB	dBuV	dB/m	dB	dB	cm	deg																																	
1 5725.04	52.17	68.20	-16.03	40.66	33.60	10.82	32.91	0.00	200	137	PEAK																															



		20																																																																																																					
Mode	Band Edge - L																																																																																																						
	U-NII-2C_5.15-5.25_802.11a Tx_CH116_5580MHz																																																																																																						
ANT	1																																																																																																						
Pol.	Vertical	Fundamental																																																																																																					
Peak	 <p>Site : 03CH11-HY Condition: PEAK_BE(UNII)_B3 3m 91200_01620_230817 VERTICAL : RBW:1000.000kHz VBW:3000.000kHz SWT:Auto</p> <table border="1"> <thead> <tr> <th></th> <th>Limit</th> <th>Read</th> <th>Ant</th> <th>Cable</th> <th>Preamp</th> <th>Aux</th> <th>APos</th> <th>TPos</th> <th>Remark</th> </tr> <tr> <th>Freq</th> <th>Level</th> <th>Line Margin</th> <th>Level</th> <th>Factor</th> <th>Loss</th> <th>Factor</th> <th>Factor</th> <th>Factor</th> <th></th> </tr> <tr> <th>MHz</th> <th>dBuV/m</th> <th>dBuV/m</th> <th>dB</th> <th>dBuV</th> <th>dB/m</th> <th>dB</th> <th>dB</th> <th>dB</th> <th>cm</th> <th>deg</th> </tr> </thead> <tbody> <tr> <td>1</td> <td>5459.02</td> <td>51.55</td> <td>74.00</td> <td>-22.45</td> <td>40.81</td> <td>32.98</td> <td>10.60</td> <td>32.84</td> <td>0.00</td> <td>100</td> <td>324</td> <td>PEAK</td> </tr> <tr> <td>2</td> <td>5468.22</td> <td>50.79</td> <td>68.20</td> <td>-17.41</td> <td>40.05</td> <td>32.96</td> <td>10.62</td> <td>32.84</td> <td>0.00</td> <td>100</td> <td>324</td> <td>PEAK</td> </tr> </tbody> </table>		Limit	Read	Ant	Cable	Preamp	Aux	APos	TPos	Remark	Freq	Level	Line Margin	Level	Factor	Loss	Factor	Factor	Factor		MHz	dBuV/m	dBuV/m	dB	dBuV	dB/m	dB	dB	dB	cm	deg	1	5459.02	51.55	74.00	-22.45	40.81	32.98	10.60	32.84	0.00	100	324	PEAK	2	5468.22	50.79	68.20	-17.41	40.05	32.96	10.62	32.84	0.00	100	324	PEAK	 <p>Site : 03CH11-HY Condition: PEAK(UNII) 3m 91200_01620_230817 VERTICAL : RBW:1000.000kHz VBW:3000.000kHz SWT:Auto</p> <table border="1"> <thead> <tr> <th></th> <th>Limit</th> <th>Read</th> <th>Ant</th> <th>Cable</th> <th>Preamp</th> <th>Aux</th> <th>APos</th> <th>TPos</th> <th>Remark</th> </tr> <tr> <th>Freq</th> <th>Level</th> <th>Line Margin</th> <th>Level</th> <th>Factor</th> <th>Loss</th> <th>Factor</th> <th>Factor</th> <th>Factor</th> <th></th> </tr> <tr> <th>MHz</th> <th>dBuV/m</th> <th>dBuV/m</th> <th>dB</th> <th>dBuV</th> <th>dB/m</th> <th>dB</th> <th>dB</th> <th>dB</th> <th>cm</th> <th>deg</th> </tr> </thead> <tbody> <tr> <td>1</td> <td>5580.00</td> <td>105.72</td> <td>-----</td> <td>-----</td> <td>94.88</td> <td>32.96</td> <td>10.74</td> <td>32.86</td> <td>0.00</td> <td>100</td> <td>324</td> <td>PEAK</td> </tr> </tbody> </table>		Limit	Read	Ant	Cable	Preamp	Aux	APos	TPos	Remark	Freq	Level	Line Margin	Level	Factor	Loss	Factor	Factor	Factor		MHz	dBuV/m	dBuV/m	dB	dBuV	dB/m	dB	dB	dB	cm	deg	1	5580.00	105.72	-----	-----	94.88	32.96	10.74	32.86	0.00	100	324	PEAK
		Limit	Read	Ant	Cable	Preamp	Aux	APos	TPos	Remark																																																																																													
Freq	Level	Line Margin	Level	Factor	Loss	Factor	Factor	Factor																																																																																															
MHz	dBuV/m	dBuV/m	dB	dBuV	dB/m	dB	dB	dB	cm	deg																																																																																													
1	5459.02	51.55	74.00	-22.45	40.81	32.98	10.60	32.84	0.00	100	324	PEAK																																																																																											
2	5468.22	50.79	68.20	-17.41	40.05	32.96	10.62	32.84	0.00	100	324	PEAK																																																																																											
	Limit	Read	Ant	Cable	Preamp	Aux	APos	TPos	Remark																																																																																														
Freq	Level	Line Margin	Level	Factor	Loss	Factor	Factor	Factor																																																																																															
MHz	dBuV/m	dBuV/m	dB	dBuV	dB/m	dB	dB	dB	cm	deg																																																																																													
1	5580.00	105.72	-----	-----	94.88	32.96	10.74	32.86	0.00	100	324	PEAK																																																																																											
Avg	 <p>Site : 03CH11-HY Condition: AVG_BE(UNII)_B3 3m 91200_01620_230817 VERTICAL : RBW:1000.000kHz VBW:0.820kHz SWT:Auto</p> <table border="1"> <thead> <tr> <th></th> <th>Limit</th> <th>Read</th> <th>Ant</th> <th>Cable</th> <th>Preamp</th> <th>Aux</th> <th>APos</th> <th>TPos</th> <th>Remark</th> </tr> <tr> <th>Freq</th> <th>Level</th> <th>Line Margin</th> <th>Level</th> <th>Factor</th> <th>Loss</th> <th>Factor</th> <th>Factor</th> <th>Factor</th> <th></th> </tr> <tr> <th>MHz</th> <th>dBuV/m</th> <th>dBuV/m</th> <th>dB</th> <th>dBuV</th> <th>dB/m</th> <th>dB</th> <th>dB</th> <th>dB</th> <th>cm</th> <th>deg</th> </tr> </thead> <tbody> <tr> <td>1</td> <td>5458.79</td> <td>41.66</td> <td>54.00</td> <td>-12.34</td> <td>30.92</td> <td>32.98</td> <td>10.60</td> <td>32.84</td> <td>0.00</td> <td>100</td> <td>324</td> <td>AVERAGE</td> </tr> </tbody> </table>		Limit	Read	Ant	Cable	Preamp	Aux	APos	TPos	Remark	Freq	Level	Line Margin	Level	Factor	Loss	Factor	Factor	Factor		MHz	dBuV/m	dBuV/m	dB	dBuV	dB/m	dB	dB	dB	cm	deg	1	5458.79	41.66	54.00	-12.34	30.92	32.98	10.60	32.84	0.00	100	324	AVERAGE	 <p>Site : 03CH11-HY Condition: AVG_54 3m 91200_01620_230817 VERTICAL : RBW:1000.000kHz VBW:0.820kHz SWT:Auto</p> <table border="1"> <thead> <tr> <th></th> <th>Limit</th> <th>Read</th> <th>Ant</th> <th>Cable</th> <th>Preamp</th> <th>Aux</th> <th>APos</th> <th>TPos</th> <th>Remark</th> </tr> <tr> <th>Freq</th> <th>Level</th> <th>Line Margin</th> <th>Level</th> <th>Factor</th> <th>Loss</th> <th>Factor</th> <th>Factor</th> <th>Factor</th> <th></th> </tr> <tr> <th>MHz</th> <th>dBuV/m</th> <th>dBuV/m</th> <th>dB</th> <th>dBuV</th> <th>dB/m</th> <th>dB</th> <th>dB</th> <th>dB</th> <th>cm</th> <th>deg</th> </tr> </thead> <tbody> <tr> <td>1</td> <td>5580.00</td> <td>99.12</td> <td>-----</td> <td>-----</td> <td>88.28</td> <td>32.96</td> <td>10.74</td> <td>32.86</td> <td>0.00</td> <td>100</td> <td>324</td> <td>AVERAGE</td> </tr> </tbody> </table>		Limit	Read	Ant	Cable	Preamp	Aux	APos	TPos	Remark	Freq	Level	Line Margin	Level	Factor	Loss	Factor	Factor	Factor		MHz	dBuV/m	dBuV/m	dB	dBuV	dB/m	dB	dB	dB	cm	deg	1	5580.00	99.12	-----	-----	88.28	32.96	10.74	32.86	0.00	100	324	AVERAGE													
		Limit	Read	Ant	Cable	Preamp	Aux	APos	TPos	Remark																																																																																													
Freq	Level	Line Margin	Level	Factor	Loss	Factor	Factor	Factor																																																																																															
MHz	dBuV/m	dBuV/m	dB	dBuV	dB/m	dB	dB	dB	cm	deg																																																																																													
1	5458.79	41.66	54.00	-12.34	30.92	32.98	10.60	32.84	0.00	100	324	AVERAGE																																																																																											
	Limit	Read	Ant	Cable	Preamp	Aux	APos	TPos	Remark																																																																																														
Freq	Level	Line Margin	Level	Factor	Loss	Factor	Factor	Factor																																																																																															
MHz	dBuV/m	dBuV/m	dB	dBuV	dB/m	dB	dB	dB	cm	deg																																																																																													
1	5580.00	99.12	-----	-----	88.28	32.96	10.74	32.86	0.00	100	324	AVERAGE																																																																																											



Mode	20																																					
	Band Edge - R																																					
	U-NII-2C_5.15-5.25_802.11a Tx_CH116_5580MHz																																					
ANT	1																																					
Pol.	Vertical	Fundamental																																				
Peak	<p>Site : 03CH11-HY Condition: PEAK_BE(U-NII)_B3 3m 91200_01620_230817 VERTICAL : RBW:1000.000kHz VBW:3000.000kHz SMT:Auto</p> <table border="1"> <thead> <tr> <th>Limit</th> <th>Read</th> <th>Ant</th> <th>Cable</th> <th>Preamp</th> <th>Aux</th> <th>APos</th> <th>TPos</th> <th>Remark</th> </tr> <tr> <th>Freq</th> <th>Level</th> <th>Line Margin</th> <th>Level Factor</th> <th>Loss Factor</th> <th>Loss Factor</th> <th>cm</th> <th>deg</th> <th></th> </tr> <tr> <th>MHz</th> <th>dBuV/m</th> <th>dB</th> <th>dBuV</th> <th>dB/m</th> <th>dB</th> <th>dB</th> <th>dB</th> <th></th> </tr> </thead> <tbody> <tr> <td>1 5751.87</td> <td>52.52</td> <td>68.20 -15.68</td> <td>40.90</td> <td>33.71</td> <td>10.83</td> <td>32.92</td> <td>0.00</td> <td>100 324 PEAK</td> </tr> </tbody> </table>	Limit	Read	Ant	Cable	Preamp	Aux	APos	TPos	Remark	Freq	Level	Line Margin	Level Factor	Loss Factor	Loss Factor	cm	deg		MHz	dBuV/m	dB	dBuV	dB/m	dB	dB	dB		1 5751.87	52.52	68.20 -15.68	40.90	33.71	10.83	32.92	0.00	100 324 PEAK	Blank
Limit	Read	Ant	Cable	Preamp	Aux	APos	TPos	Remark																														
Freq	Level	Line Margin	Level Factor	Loss Factor	Loss Factor	cm	deg																															
MHz	dBuV/m	dB	dBuV	dB/m	dB	dB	dB																															
1 5751.87	52.52	68.20 -15.68	40.90	33.71	10.83	32.92	0.00	100 324 PEAK																														



Mode	20																																																																																									
	Harmonic																																																																																									
	U-NII-2C_5.15-5.25_802.11a Tx_CH116_5580MHz																																																																																									
ANT	1																																																																																									
Pol.	Horizontal	Vertical																																																																																								
Peak Avg	<p>Site : 03CH11-HY Condition: PEAK(UNII) 3m 91200_01620_230817 HORIZONTAL</p> <table border="1"> <thead> <tr> <th>Limit</th> <th>Read</th> <th>Ant</th> <th>Cable</th> <th>Preamp</th> <th>Aux</th> <th>APos</th> <th>TPos</th> <th>Remark</th> </tr> <tr> <th>Freq</th> <th>Level</th> <th>Line</th> <th>Margin</th> <th>Level</th> <th>Factor</th> <th>Loss</th> <th>Factor</th> <th>Factor</th> <th>cm</th> <th>deg</th> </tr> </thead> <tbody> <tr> <td>1</td> <td>11160.00</td> <td>46.99</td> <td>74.00</td> <td>-27.01</td> <td>51.61</td> <td>38.90</td> <td>17.90</td> <td>61.71</td> <td>0.29</td> <td>--</td> <td>PEAK</td> </tr> <tr> <td>2</td> <td>16740.00</td> <td>47.36</td> <td>68.20</td> <td>-20.84</td> <td>45.60</td> <td>38.14</td> <td>22.72</td> <td>59.43</td> <td>0.33</td> <td>--</td> <td>PEAK</td> </tr> </tbody> </table>	Limit	Read	Ant	Cable	Preamp	Aux	APos	TPos	Remark	Freq	Level	Line	Margin	Level	Factor	Loss	Factor	Factor	cm	deg	1	11160.00	46.99	74.00	-27.01	51.61	38.90	17.90	61.71	0.29	--	PEAK	2	16740.00	47.36	68.20	-20.84	45.60	38.14	22.72	59.43	0.33	--	PEAK	<p>Site : 03CH11-HY Condition: PEAK(UNII) 3m 91200_01620_230817 VERTICAL</p> <table border="1"> <thead> <tr> <th>Limit</th> <th>Read</th> <th>Ant</th> <th>Cable</th> <th>Preamp</th> <th>Aux</th> <th>APos</th> <th>TPos</th> <th>Remark</th> </tr> <tr> <th>Freq</th> <th>Level</th> <th>Line</th> <th>Margin</th> <th>Level</th> <th>Factor</th> <th>Loss</th> <th>Factor</th> <th>Factor</th> <th>cm</th> <th>deg</th> </tr> </thead> <tbody> <tr> <td>1</td> <td>11160.00</td> <td>46.85</td> <td>74.00</td> <td>-27.15</td> <td>51.47</td> <td>38.90</td> <td>17.90</td> <td>61.71</td> <td>0.29</td> <td>--</td> <td>PEAK</td> </tr> <tr> <td>2</td> <td>16740.00</td> <td>47.84</td> <td>68.20</td> <td>-20.36</td> <td>46.08</td> <td>38.14</td> <td>22.72</td> <td>59.43</td> <td>0.33</td> <td>--</td> <td>PEAK</td> </tr> </tbody> </table>	Limit	Read	Ant	Cable	Preamp	Aux	APos	TPos	Remark	Freq	Level	Line	Margin	Level	Factor	Loss	Factor	Factor	cm	deg	1	11160.00	46.85	74.00	-27.15	51.47	38.90	17.90	61.71	0.29	--	PEAK	2	16740.00	47.84	68.20	-20.36	46.08	38.14	22.72	59.43	0.33	--	PEAK
	Limit	Read	Ant	Cable	Preamp	Aux	APos	TPos	Remark																																																																																	
Freq	Level	Line	Margin	Level	Factor	Loss	Factor	Factor	cm	deg																																																																																
1	11160.00	46.99	74.00	-27.01	51.61	38.90	17.90	61.71	0.29	--	PEAK																																																																															
2	16740.00	47.36	68.20	-20.84	45.60	38.14	22.72	59.43	0.33	--	PEAK																																																																															
Limit	Read	Ant	Cable	Preamp	Aux	APos	TPos	Remark																																																																																		
Freq	Level	Line	Margin	Level	Factor	Loss	Factor	Factor	cm	deg																																																																																
1	11160.00	46.85	74.00	-27.15	51.47	38.90	17.90	61.71	0.29	--	PEAK																																																																															
2	16740.00	47.84	68.20	-20.36	46.08	38.14	22.72	59.43	0.33	--	PEAK																																																																															



	20	
Mode	Harmonic	
	U-NII-2C_5.15-5.25_802.11a Tx_CH116_5580MHz	
ANT	1	
Pol.	Horizontal	Vertical
14.47G ~14.5G Avg	<p>Site : 03CH11-HY Condition: AVG_54 3m 91200_01620_230817 HORIZONTAL</p>	<p>Site : 03CH11-HY Condition: AVG_54 3m 91200_01620_230817 VERTICAL</p>
	<p>Site : 03CH11-HY Condition: AVG_54 3m 91200_01620_230817 HORIZONTAL</p>	<p>Site : 03CH11-HY Condition: AVG_54 3m 91200_01620_230817 VERTICAL</p>



Mode	21																																																																															
	Band Edge																																																																															
	U-NII-2C_5.15-5.25_802.11a Tx_CH140_5700MHz																																																																															
ANT	1																																																																															
Pol.	Horizontal	Fundamental																																																																														
Peak	<p>Site : 03CH11-HY Condition: PEAK_BE(UNII)_B3 3m 91200_01620_230817 HORIZONTAL : RBW:1000.000kHz VBW:3000.000kHz SWT:Auto</p> <table border="1"> <thead> <tr> <th>Limit</th> <th>Read</th> <th>Ant</th> <th>Cable</th> <th>Preamp</th> <th>Aux</th> <th>APos</th> <th>TPos</th> <th>Remark</th> </tr> <tr> <th>Freq</th> <th>Level</th> <th>Line</th> <th>Margin</th> <th>Level</th> <th>Factor</th> <th>Loss</th> <th>Factor</th> <th>Factor</th> </tr> <tr> <th>MHz</th> <th>dBuV/m</th> <th>dBuV/m</th> <th>dB</th> <th>dBuV</th> <th>dB/m</th> <th>dB</th> <th>dB</th> <th>cm</th> </tr> </thead> <tbody> <tr> <td>1 5726.00</td> <td>60.06</td> <td>68.20</td> <td>-8.14</td> <td>48.55</td> <td>33.60</td> <td>10.82</td> <td>32.91</td> <td>0.00</td> <td>100</td> <td>64</td> <td>PEAK</td> </tr> </tbody> </table>	Limit	Read	Ant	Cable	Preamp	Aux	APos	TPos	Remark	Freq	Level	Line	Margin	Level	Factor	Loss	Factor	Factor	MHz	dBuV/m	dBuV/m	dB	dBuV	dB/m	dB	dB	cm	1 5726.00	60.06	68.20	-8.14	48.55	33.60	10.82	32.91	0.00	100	64	PEAK	<p>Site : 03CH11-HY Condition: PEAK(UNII) 3m 91200_01620_230817 HORIZONTAL : RBW:1000.000kHz VBW:3000.000kHz SWT:Auto</p> <table border="1"> <thead> <tr> <th>Limit</th> <th>Read</th> <th>Ant</th> <th>Cable</th> <th>Preamp</th> <th>Aux</th> <th>APos</th> <th>TPos</th> <th>Remark</th> </tr> <tr> <th>Freq</th> <th>Level</th> <th>Line</th> <th>Margin</th> <th>Level</th> <th>Factor</th> <th>Loss</th> <th>Factor</th> <th>Factor</th> </tr> <tr> <th>MHz</th> <th>dBuV/m</th> <th>dBuV/m</th> <th>dB</th> <th>dBuV</th> <th>dB/m</th> <th>dB</th> <th>dB</th> <th>cm</th> </tr> </thead> <tbody> <tr> <td>1 5700.00</td> <td>100.00</td> <td>-----</td> <td>-----</td> <td>89.38</td> <td>33.52</td> <td>10.81</td> <td>32.91</td> <td>0.00</td> <td>100</td> <td>64</td> <td>PEAK</td> </tr> </tbody> </table>	Limit	Read	Ant	Cable	Preamp	Aux	APos	TPos	Remark	Freq	Level	Line	Margin	Level	Factor	Loss	Factor	Factor	MHz	dBuV/m	dBuV/m	dB	dBuV	dB/m	dB	dB	cm	1 5700.00	100.00	-----	-----	89.38	33.52	10.81	32.91	0.00	100	64	PEAK
Limit	Read	Ant	Cable	Preamp	Aux	APos	TPos	Remark																																																																								
Freq	Level	Line	Margin	Level	Factor	Loss	Factor	Factor																																																																								
MHz	dBuV/m	dBuV/m	dB	dBuV	dB/m	dB	dB	cm																																																																								
1 5726.00	60.06	68.20	-8.14	48.55	33.60	10.82	32.91	0.00	100	64	PEAK																																																																					
Limit	Read	Ant	Cable	Preamp	Aux	APos	TPos	Remark																																																																								
Freq	Level	Line	Margin	Level	Factor	Loss	Factor	Factor																																																																								
MHz	dBuV/m	dBuV/m	dB	dBuV	dB/m	dB	dB	cm																																																																								
1 5700.00	100.00	-----	-----	89.38	33.52	10.81	32.91	0.00	100	64	PEAK																																																																					
Avg	Blank	<p>Site : 03CH11-HY Condition: AVG_54 3m 91200_01620_230817 HORIZONTAL : RBW:1000.000kHz VBW:0.820kHz SWT:Auto</p> <table border="1"> <thead> <tr> <th>Limit</th> <th>Read</th> <th>Ant</th> <th>Cable</th> <th>Preamp</th> <th>Aux</th> <th>APos</th> <th>TPos</th> <th>Remark</th> </tr> <tr> <th>Freq</th> <th>Level</th> <th>Line</th> <th>Margin</th> <th>Level</th> <th>Factor</th> <th>Loss</th> <th>Factor</th> <th>Factor</th> </tr> <tr> <th>MHz</th> <th>dBuV/m</th> <th>dBuV/m</th> <th>dB</th> <th>dBuV</th> <th>dB/m</th> <th>dB</th> <th>dB</th> <th>cm</th> </tr> </thead> <tbody> <tr> <td>1 5700.00</td> <td>94.00</td> <td>-----</td> <td>-----</td> <td>82.58</td> <td>33.52</td> <td>10.81</td> <td>32.91</td> <td>0.00</td> <td>100</td> <td>64</td> <td>AVERAGE</td> </tr> </tbody> </table>	Limit	Read	Ant	Cable	Preamp	Aux	APos	TPos	Remark	Freq	Level	Line	Margin	Level	Factor	Loss	Factor	Factor	MHz	dBuV/m	dBuV/m	dB	dBuV	dB/m	dB	dB	cm	1 5700.00	94.00	-----	-----	82.58	33.52	10.81	32.91	0.00	100	64	AVERAGE																																							
Limit	Read	Ant	Cable	Preamp	Aux	APos	TPos	Remark																																																																								
Freq	Level	Line	Margin	Level	Factor	Loss	Factor	Factor																																																																								
MHz	dBuV/m	dBuV/m	dB	dBuV	dB/m	dB	dB	cm																																																																								
1 5700.00	94.00	-----	-----	82.58	33.52	10.81	32.91	0.00	100	64	AVERAGE																																																																					



Mode	21																																																																																			
	Band Edge																																																																																			
	U-NII-2C_5.15-5.25_802.11a Tx_CH140_5700MHz																																																																																			
ANT	1																																																																																			
Pol.	Vertical	Fundamental																																																																																		
Peak	<p>Site : 03CH11-HY Condition: PEAK_BE(UNII)_B3 3m 91200_01620_230817 VERTICAL : RBW:1000.000kHz VBW:3000.000kHz SWT:Auto</p> <table border="1"> <thead> <tr> <th>Limit</th> <th>Read</th> <th>Ant</th> <th>Cable</th> <th>Preamp</th> <th>Aux</th> <th>APos</th> <th>TPos</th> <th>Remark</th> </tr> <tr> <th>Freq</th> <th>Level</th> <th>Line Margin</th> <th>Level</th> <th>Factor</th> <th>Loss Factor</th> <th>Factor</th> <th></th> <th></th> </tr> <tr> <th>MHz</th> <th>dBuV/m</th> <th>dBuV/m</th> <th>dB</th> <th>dBuV</th> <th>dB/m</th> <th>dB</th> <th>dB</th> <th>cm</th> <th>deg</th> </tr> </thead> <tbody> <tr> <td>1</td> <td>5725.09</td> <td>59.70</td> <td>68.20</td> <td>-8.50</td> <td>48.19</td> <td>33.60</td> <td>10.82</td> <td>32.91</td> <td>0.00</td> <td>100</td> <td>198</td> <td>PEAK</td> </tr> </tbody> </table>	Limit	Read	Ant	Cable	Preamp	Aux	APos	TPos	Remark	Freq	Level	Line Margin	Level	Factor	Loss Factor	Factor			MHz	dBuV/m	dBuV/m	dB	dBuV	dB/m	dB	dB	cm	deg	1	5725.09	59.70	68.20	-8.50	48.19	33.60	10.82	32.91	0.00	100	198	PEAK	<p>Site : 03CH11-HY Condition: PEAK(UNII) 3m 91200_01620_230817 VERTICAL : RBW:1000.000kHz VBW:3000.000kHz SWT:Auto</p> <table border="1"> <thead> <tr> <th>Limit</th> <th>Read</th> <th>Ant</th> <th>Cable</th> <th>Preamp</th> <th>Aux</th> <th>APos</th> <th>TPos</th> <th>Remark</th> </tr> <tr> <th>Freq</th> <th>Level</th> <th>Line Margin</th> <th>Level</th> <th>Factor</th> <th>Loss Factor</th> <th>Factor</th> <th></th> <th></th> </tr> <tr> <th>MHz</th> <th>dBuV/m</th> <th>dBuV/m</th> <th>dB</th> <th>dBuV</th> <th>dB/m</th> <th>dB</th> <th>dB</th> <th>cm</th> <th>deg</th> </tr> </thead> <tbody> <tr> <td>1</td> <td>5700.00</td> <td>103.44</td> <td>-----</td> <td>-----</td> <td>92.02</td> <td>33.52</td> <td>10.81</td> <td>32.91</td> <td>0.00</td> <td>100</td> <td>198</td> <td>PEAK</td> </tr> </tbody> </table>	Limit	Read	Ant	Cable	Preamp	Aux	APos	TPos	Remark	Freq	Level	Line Margin	Level	Factor	Loss Factor	Factor			MHz	dBuV/m	dBuV/m	dB	dBuV	dB/m	dB	dB	cm	deg	1	5700.00	103.44	-----	-----	92.02	33.52	10.81	32.91	0.00	100	198	PEAK
	Limit	Read	Ant	Cable	Preamp	Aux	APos	TPos	Remark																																																																											
Freq	Level	Line Margin	Level	Factor	Loss Factor	Factor																																																																														
MHz	dBuV/m	dBuV/m	dB	dBuV	dB/m	dB	dB	cm	deg																																																																											
1	5725.09	59.70	68.20	-8.50	48.19	33.60	10.82	32.91	0.00	100	198	PEAK																																																																								
Limit	Read	Ant	Cable	Preamp	Aux	APos	TPos	Remark																																																																												
Freq	Level	Line Margin	Level	Factor	Loss Factor	Factor																																																																														
MHz	dBuV/m	dBuV/m	dB	dBuV	dB/m	dB	dB	cm	deg																																																																											
1	5700.00	103.44	-----	-----	92.02	33.52	10.81	32.91	0.00	100	198	PEAK																																																																								
Avg	Blank	<p>Site : 03CH11-HY Condition: AVG_54 3m 91200_01620_230817 VERTICAL : RBW:1000.000kHz VBW:0.820kHz SWT:Auto</p> <table border="1"> <thead> <tr> <th>Limit</th> <th>Read</th> <th>Ant</th> <th>Cable</th> <th>Preamp</th> <th>Aux</th> <th>APos</th> <th>TPos</th> <th>Remark</th> </tr> <tr> <th>Freq</th> <th>Level</th> <th>Line Margin</th> <th>Level</th> <th>Factor</th> <th>Loss Factor</th> <th>Factor</th> <th></th> <th></th> </tr> <tr> <th>MHz</th> <th>dBuV/m</th> <th>dBuV/m</th> <th>dB</th> <th>dBuV</th> <th>dB/m</th> <th>dB</th> <th>dB</th> <th>cm</th> <th>deg</th> </tr> </thead> <tbody> <tr> <td>1</td> <td>5700.00</td> <td>96.27</td> <td>-----</td> <td>-----</td> <td>84.85</td> <td>33.52</td> <td>10.81</td> <td>32.91</td> <td>0.00</td> <td>100</td> <td>198</td> <td>AVERAGE</td> </tr> </tbody> </table>	Limit	Read	Ant	Cable	Preamp	Aux	APos	TPos	Remark	Freq	Level	Line Margin	Level	Factor	Loss Factor	Factor			MHz	dBuV/m	dBuV/m	dB	dBuV	dB/m	dB	dB	cm	deg	1	5700.00	96.27	-----	-----	84.85	33.52	10.81	32.91	0.00	100	198	AVERAGE																																									
Limit	Read	Ant	Cable	Preamp	Aux	APos	TPos	Remark																																																																												
Freq	Level	Line Margin	Level	Factor	Loss Factor	Factor																																																																														
MHz	dBuV/m	dBuV/m	dB	dBuV	dB/m	dB	dB	cm	deg																																																																											
1	5700.00	96.27	-----	-----	84.85	33.52	10.81	32.91	0.00	100	198	AVERAGE																																																																								

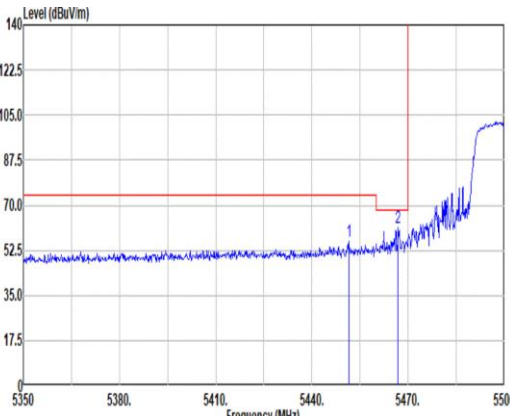
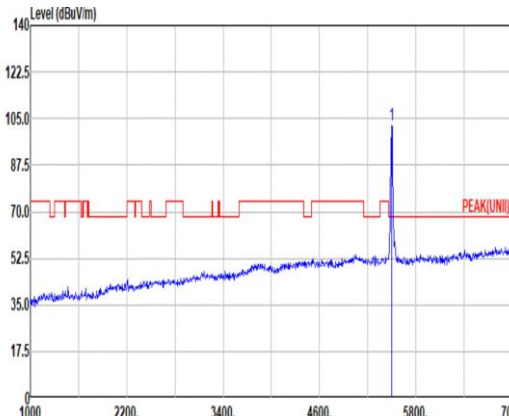
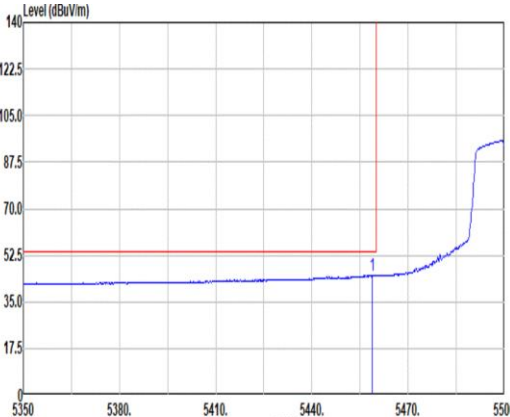
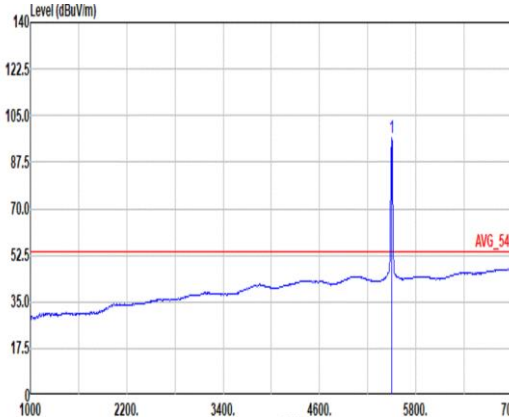


Mode	21																																																																																																											
	Harmonic																																																																																																											
	U-NII-2C_5.15-5.25_802.11a Tx_CH140_5700MHz																																																																																																											
ANT	1																																																																																																											
Pol.	Horizontal	Vertical																																																																																																										
Peak Avg	<p>Site : 03CH11-HY Condition: PEAK(UNII) 3m 91200_01620_230817 HORIZONTAL</p> <table border="1"> <thead> <tr> <th>Limit</th> <th>Read</th> <th>Ant</th> <th>Cable</th> <th>Preamp</th> <th>Aux</th> <th>APos</th> <th>TPos</th> <th>Remark</th> </tr> <tr> <th>Freq</th> <th>Level</th> <th>Line</th> <th>Margin</th> <th>Level</th> <th>Factor</th> <th>Loss</th> <th>Factor</th> <th>Factor</th> </tr> <tr> <th>MHz</th> <th>dBuV/m</th> <th>dBuV/m</th> <th>dB</th> <th>dBuV</th> <th>dB/m</th> <th>dB</th> <th>dB</th> <th>dB</th> </tr> </thead> <tbody> <tr> <td>1</td> <td>11400.00</td> <td>47.13</td> <td>74.00</td> <td>-26.87</td> <td>51.42</td> <td>39.10</td> <td>18.15</td> <td>61.84</td> <td>0.30</td> <td>--</td> <td>--</td> <td>PEAK</td> </tr> <tr> <td>2</td> <td>17100.00</td> <td>47.67</td> <td>68.20</td> <td>-20.53</td> <td>44.00</td> <td>38.00</td> <td>23.10</td> <td>58.58</td> <td>0.35</td> <td>--</td> <td>--</td> <td>PEAK</td> </tr> </tbody> </table>	Limit	Read	Ant	Cable	Preamp	Aux	APos	TPos	Remark	Freq	Level	Line	Margin	Level	Factor	Loss	Factor	Factor	MHz	dBuV/m	dBuV/m	dB	dBuV	dB/m	dB	dB	dB	1	11400.00	47.13	74.00	-26.87	51.42	39.10	18.15	61.84	0.30	--	--	PEAK	2	17100.00	47.67	68.20	-20.53	44.00	38.00	23.10	58.58	0.35	--	--	PEAK	<p>Site : 03CH11-HY Condition: PEAK(UNII) 3m 91200_01620_230817 VERTICAL</p> <table border="1"> <thead> <tr> <th>Limit</th> <th>Read</th> <th>Ant</th> <th>Cable</th> <th>Preamp</th> <th>Aux</th> <th>APos</th> <th>TPos</th> <th>Remark</th> </tr> <tr> <th>Freq</th> <th>Level</th> <th>Line</th> <th>Margin</th> <th>Level</th> <th>Factor</th> <th>Loss</th> <th>Factor</th> <th>Factor</th> </tr> <tr> <th>MHz</th> <th>dBuV/m</th> <th>dBuV/m</th> <th>dB</th> <th>dBuV</th> <th>dB/m</th> <th>dB</th> <th>dB</th> <th>dB</th> </tr> </thead> <tbody> <tr> <td>1</td> <td>11400.00</td> <td>47.42</td> <td>74.00</td> <td>-26.58</td> <td>51.71</td> <td>39.10</td> <td>18.15</td> <td>61.84</td> <td>0.30</td> <td>--</td> <td>--</td> <td>PEAK</td> </tr> <tr> <td>2</td> <td>17100.00</td> <td>47.16</td> <td>68.20</td> <td>-21.04</td> <td>44.29</td> <td>38.00</td> <td>23.10</td> <td>58.58</td> <td>0.35</td> <td>--</td> <td>--</td> <td>PEAK</td> </tr> </tbody> </table>	Limit	Read	Ant	Cable	Preamp	Aux	APos	TPos	Remark	Freq	Level	Line	Margin	Level	Factor	Loss	Factor	Factor	MHz	dBuV/m	dBuV/m	dB	dBuV	dB/m	dB	dB	dB	1	11400.00	47.42	74.00	-26.58	51.71	39.10	18.15	61.84	0.30	--	--	PEAK	2	17100.00	47.16	68.20	-21.04	44.29	38.00	23.10	58.58	0.35	--	--	PEAK
	Limit	Read	Ant	Cable	Preamp	Aux	APos	TPos	Remark																																																																																																			
Freq	Level	Line	Margin	Level	Factor	Loss	Factor	Factor																																																																																																				
MHz	dBuV/m	dBuV/m	dB	dBuV	dB/m	dB	dB	dB																																																																																																				
1	11400.00	47.13	74.00	-26.87	51.42	39.10	18.15	61.84	0.30	--	--	PEAK																																																																																																
2	17100.00	47.67	68.20	-20.53	44.00	38.00	23.10	58.58	0.35	--	--	PEAK																																																																																																
Limit	Read	Ant	Cable	Preamp	Aux	APos	TPos	Remark																																																																																																				
Freq	Level	Line	Margin	Level	Factor	Loss	Factor	Factor																																																																																																				
MHz	dBuV/m	dBuV/m	dB	dBuV	dB/m	dB	dB	dB																																																																																																				
1	11400.00	47.42	74.00	-26.58	51.71	39.10	18.15	61.84	0.30	--	--	PEAK																																																																																																
2	17100.00	47.16	68.20	-21.04	44.29	38.00	23.10	58.58	0.35	--	--	PEAK																																																																																																



	21	
Mode	Harmonic	
	U-NII-2C_5.15-5.25_802.11a Tx_CH140_5700MHz	
ANT	1	
Pol.	Horizontal	Vertical
14.47G ~14.5G Avg	<p>Site : 03CH11-HY Condition: AVG_54 3m 91200_01620_230817 HORIZONTAL</p>	<p>Site : 03CH11-HY Condition: AVG_54 3m 91200_01620_230817 VERTICAL</p>
	<p>Site : 03CH11-HY Condition: AVG_54 3m 91200_01620_230817 HORIZONTAL</p>	<p>Site : 03CH11-HY Condition: AVG_54 3m 91200_01620_230817 VERTICAL</p>



	22																																																																																														
Mode	Band Edge																																																																																														
	U-NII-2C_5.15-5.25_802.11n HT20_CH100_5500MHz																																																																																														
ANT	1																																																																																														
Pol.	Horizontal	Fundamental																																																																																													
Peak	 <p>Site : 03CH11-HY Condition: PEAK_BE(UNII)_B3 3m 91200_01620_230817 HORIZONTAL : RBW:1000.000kHz VBW:3000.000kHz SMT:Auto</p> <table border="1"> <thead> <tr> <th>Limit</th> <th>Read</th> <th>Ant</th> <th>Cable</th> <th>Preamp</th> <th>Aux</th> <th>APos</th> <th>TPos</th> <th>Remark</th> </tr> <tr> <th>Freq</th> <th>Level</th> <th>Line Margin</th> <th>Level</th> <th>Factor</th> <th>Loss</th> <th>Factor</th> <th>Factor</th> <th></th> </tr> <tr> <th>MHz</th> <th>dBuV/m</th> <th>dBuV/m</th> <th>dB</th> <th>dBuV</th> <th>dB/m</th> <th>dB</th> <th>dB</th> <th>cm</th> </tr> </thead> <tbody> <tr> <td>1</td> <td>5451.55</td> <td>55.98</td> <td>74.00</td> <td>-18.02</td> <td>45.22</td> <td>33.00</td> <td>10.60</td> <td>32.84</td> <td>0.00</td> <td>100</td> <td>59</td> <td>PEAK</td> </tr> <tr> <td>2</td> <td>5466.85</td> <td>61.22</td> <td>68.20</td> <td>-6.98</td> <td>50.48</td> <td>32.97</td> <td>10.61</td> <td>32.84</td> <td>0.00</td> <td>100</td> <td>59</td> <td>PEAK</td> </tr> </tbody> </table>	Limit	Read	Ant	Cable	Preamp	Aux	APos	TPos	Remark	Freq	Level	Line Margin	Level	Factor	Loss	Factor	Factor		MHz	dBuV/m	dBuV/m	dB	dBuV	dB/m	dB	dB	cm	1	5451.55	55.98	74.00	-18.02	45.22	33.00	10.60	32.84	0.00	100	59	PEAK	2	5466.85	61.22	68.20	-6.98	50.48	32.97	10.61	32.84	0.00	100	59	PEAK	 <p>Site : 03CH11-HY Condition: PEAK(UNII) 3m 91200_01620_230817 HORIZONTAL : RBW:1000.000kHz VBW:3000.000kHz SMT:Auto</p> <table border="1"> <thead> <tr> <th>Limit</th> <th>Read</th> <th>Ant</th> <th>Cable</th> <th>Preamp</th> <th>Aux</th> <th>APos</th> <th>TPos</th> <th>Remark</th> </tr> <tr> <th>Freq</th> <th>Level</th> <th>Line Margin</th> <th>Level</th> <th>Factor</th> <th>Loss</th> <th>Factor</th> <th>Factor</th> <th></th> </tr> <tr> <th>MHz</th> <th>dBuV/m</th> <th>dBuV/m</th> <th>dB</th> <th>dBuV</th> <th>dB/m</th> <th>dB</th> <th>dB</th> <th>cm</th> </tr> </thead> <tbody> <tr> <td>1</td> <td>5500.00</td> <td>102.66</td> <td>-----</td> <td>-----</td> <td>91.95</td> <td>32.90</td> <td>10.65</td> <td>32.84</td> <td>0.00</td> <td>100</td> <td>59</td> <td>PEAK</td> </tr> </tbody> </table>	Limit	Read	Ant	Cable	Preamp	Aux	APos	TPos	Remark	Freq	Level	Line Margin	Level	Factor	Loss	Factor	Factor		MHz	dBuV/m	dBuV/m	dB	dBuV	dB/m	dB	dB	cm	1	5500.00	102.66	-----	-----	91.95	32.90	10.65	32.84	0.00	100	59	PEAK
Limit	Read	Ant	Cable	Preamp	Aux	APos	TPos	Remark																																																																																							
Freq	Level	Line Margin	Level	Factor	Loss	Factor	Factor																																																																																								
MHz	dBuV/m	dBuV/m	dB	dBuV	dB/m	dB	dB	cm																																																																																							
1	5451.55	55.98	74.00	-18.02	45.22	33.00	10.60	32.84	0.00	100	59	PEAK																																																																																			
2	5466.85	61.22	68.20	-6.98	50.48	32.97	10.61	32.84	0.00	100	59	PEAK																																																																																			
Limit	Read	Ant	Cable	Preamp	Aux	APos	TPos	Remark																																																																																							
Freq	Level	Line Margin	Level	Factor	Loss	Factor	Factor																																																																																								
MHz	dBuV/m	dBuV/m	dB	dBuV	dB/m	dB	dB	cm																																																																																							
1	5500.00	102.66	-----	-----	91.95	32.90	10.65	32.84	0.00	100	59	PEAK																																																																																			
Avg	 <p>Site : 03CH11-HY Condition: AVG_BE(UNII)_B3 3m 91200_01620_230817 HORIZONTAL : RBW:1000.000kHz VBW:0.820kHz SMT:Auto</p> <table border="1"> <thead> <tr> <th>Limit</th> <th>Read</th> <th>Ant</th> <th>Cable</th> <th>Preamp</th> <th>Aux</th> <th>APos</th> <th>TPos</th> <th>Remark</th> </tr> <tr> <th>Freq</th> <th>Level</th> <th>Line Margin</th> <th>Level</th> <th>Factor</th> <th>Loss</th> <th>Factor</th> <th>Factor</th> <th></th> </tr> <tr> <th>MHz</th> <th>dBuV/m</th> <th>dBuV/m</th> <th>dB</th> <th>dBuV</th> <th>dB/m</th> <th>dB</th> <th>dB</th> <th>cm</th> </tr> </thead> <tbody> <tr> <td>1</td> <td>5450.00</td> <td>44.98</td> <td>54.00</td> <td>-9.02</td> <td>34.24</td> <td>32.90</td> <td>10.60</td> <td>32.84</td> <td>0.00</td> <td>100</td> <td>59</td> <td>AVERAGE</td> </tr> </tbody> </table>	Limit	Read	Ant	Cable	Preamp	Aux	APos	TPos	Remark	Freq	Level	Line Margin	Level	Factor	Loss	Factor	Factor		MHz	dBuV/m	dBuV/m	dB	dBuV	dB/m	dB	dB	cm	1	5450.00	44.98	54.00	-9.02	34.24	32.90	10.60	32.84	0.00	100	59	AVERAGE	 <p>Site : 03CH11-HY Condition: AVG_54 3m 91200_01620_230817 HORIZONTAL : RBW:1000.000kHz VBW:0.820kHz SMT:Auto</p> <table border="1"> <thead> <tr> <th>Limit</th> <th>Read</th> <th>Ant</th> <th>Cable</th> <th>Preamp</th> <th>Aux</th> <th>APos</th> <th>TPos</th> <th>Remark</th> </tr> <tr> <th>Freq</th> <th>Level</th> <th>Line Margin</th> <th>Level</th> <th>Factor</th> <th>Loss</th> <th>Factor</th> <th>Factor</th> <th></th> </tr> <tr> <th>MHz</th> <th>dBuV/m</th> <th>dBuV/m</th> <th>dB</th> <th>dBuV</th> <th>dB/m</th> <th>dB</th> <th>dB</th> <th>cm</th> </tr> </thead> <tbody> <tr> <td>1</td> <td>5500.00</td> <td>96.69</td> <td>-----</td> <td>-----</td> <td>85.90</td> <td>32.90</td> <td>10.65</td> <td>32.84</td> <td>0.00</td> <td>100</td> <td>59</td> <td>AVERAGE</td> </tr> </tbody> </table>	Limit	Read	Ant	Cable	Preamp	Aux	APos	TPos	Remark	Freq	Level	Line Margin	Level	Factor	Loss	Factor	Factor		MHz	dBuV/m	dBuV/m	dB	dBuV	dB/m	dB	dB	cm	1	5500.00	96.69	-----	-----	85.90	32.90	10.65	32.84	0.00	100	59	AVERAGE													
Limit	Read	Ant	Cable	Preamp	Aux	APos	TPos	Remark																																																																																							
Freq	Level	Line Margin	Level	Factor	Loss	Factor	Factor																																																																																								
MHz	dBuV/m	dBuV/m	dB	dBuV	dB/m	dB	dB	cm																																																																																							
1	5450.00	44.98	54.00	-9.02	34.24	32.90	10.60	32.84	0.00	100	59	AVERAGE																																																																																			
Limit	Read	Ant	Cable	Preamp	Aux	APos	TPos	Remark																																																																																							
Freq	Level	Line Margin	Level	Factor	Loss	Factor	Factor																																																																																								
MHz	dBuV/m	dBuV/m	dB	dBuV	dB/m	dB	dB	cm																																																																																							
1	5500.00	96.69	-----	-----	85.90	32.90	10.65	32.84	0.00	100	59	AVERAGE																																																																																			



	22																																																																																		
Mode	Band Edge																																																																																		
	U-NII-2C_5.15-5.25_802.11n HT20_CH100_5500MHz																																																																																		
ANT	1																																																																																		
Pol.	Vertical	Fundamental																																																																																	
Peak	<p>Site : 03CH11-HY Condition: PEAK_BE(UNII)_B3 3m 91200_01620_230817 VERTICAL : RBW:1000.000kHz VBW:3000.000kHz SMT:Auto</p> <table border="1"> <thead> <tr> <th>Limit</th> <th>Read</th> <th>Ant</th> <th>Cable</th> <th>Preamp</th> <th>Aux</th> <th>APos</th> <th>TPos</th> <th>Remark</th> </tr> <tr> <th>Freq Level Line Margin Level Factor</th> <th>Level</th> <th>Factor</th> <th>Loss</th> <th>Factor</th> <th>Factor</th> <th>cm</th> <th>deg</th> <th></th> </tr> <tr> <th>MHz dBuV/m dBuV/m dB</th> <th>dBuV</th> <th>dB/m</th> <th>dB</th> <th>dB</th> <th>dB</th> <th>cm</th> <th>deg</th> <th></th> </tr> </thead> <tbody> <tr> <td>1 5455.60 53.74 74.00 -20.26</td> <td>42.99</td> <td>32.99</td> <td>10.60</td> <td>32.84</td> <td>0.00</td> <td>100</td> <td>198</td> <td>PEAK</td> </tr> <tr> <td>2 5466.40 61.33 68.20 -5.87</td> <td>50.59</td> <td>32.97</td> <td>10.61</td> <td>32.84</td> <td>0.00</td> <td>100</td> <td>198</td> <td>PEAK</td> </tr> </tbody> </table>	Limit	Read	Ant	Cable	Preamp	Aux	APos	TPos	Remark	Freq Level Line Margin Level Factor	Level	Factor	Loss	Factor	Factor	cm	deg		MHz dBuV/m dBuV/m dB	dBuV	dB/m	dB	dB	dB	cm	deg		1 5455.60 53.74 74.00 -20.26	42.99	32.99	10.60	32.84	0.00	100	198	PEAK	2 5466.40 61.33 68.20 -5.87	50.59	32.97	10.61	32.84	0.00	100	198	PEAK	<p>Site : 03CH11-HY Condition: PEAK(UNII) 3m 91200_01620_230817 VERTICAL : RBW:1000.000kHz VBW:3000.000kHz SMT:Auto</p> <table border="1"> <thead> <tr> <th>Limit</th> <th>Read</th> <th>Ant</th> <th>Cable</th> <th>Preamp</th> <th>Aux</th> <th>APos</th> <th>TPos</th> <th>Remark</th> </tr> <tr> <th>Freq Level Line Margin Level Factor</th> <th>Level</th> <th>Factor</th> <th>Loss</th> <th>Factor</th> <th>Factor</th> <th>cm</th> <th>deg</th> <th></th> </tr> <tr> <th>MHz dBuV/m dBuV/m dB</th> <th>dBuV</th> <th>dB/m</th> <th>dB</th> <th>dB</th> <th>dB</th> <th>cm</th> <th>deg</th> <th></th> </tr> </thead> <tbody> <tr> <td>1 5500.00 101.51</td> <td>90.80</td> <td>32.90</td> <td>10.65</td> <td>32.84</td> <td>0.00</td> <td>100</td> <td>198</td> <td>PEAK</td> </tr> </tbody> </table>	Limit	Read	Ant	Cable	Preamp	Aux	APos	TPos	Remark	Freq Level Line Margin Level Factor	Level	Factor	Loss	Factor	Factor	cm	deg		MHz dBuV/m dBuV/m dB	dBuV	dB/m	dB	dB	dB	cm	deg		1 5500.00 101.51	90.80	32.90	10.65	32.84	0.00	100	198	PEAK
Limit	Read	Ant	Cable	Preamp	Aux	APos	TPos	Remark																																																																											
Freq Level Line Margin Level Factor	Level	Factor	Loss	Factor	Factor	cm	deg																																																																												
MHz dBuV/m dBuV/m dB	dBuV	dB/m	dB	dB	dB	cm	deg																																																																												
1 5455.60 53.74 74.00 -20.26	42.99	32.99	10.60	32.84	0.00	100	198	PEAK																																																																											
2 5466.40 61.33 68.20 -5.87	50.59	32.97	10.61	32.84	0.00	100	198	PEAK																																																																											
Limit	Read	Ant	Cable	Preamp	Aux	APos	TPos	Remark																																																																											
Freq Level Line Margin Level Factor	Level	Factor	Loss	Factor	Factor	cm	deg																																																																												
MHz dBuV/m dBuV/m dB	dBuV	dB/m	dB	dB	dB	cm	deg																																																																												
1 5500.00 101.51	90.80	32.90	10.65	32.84	0.00	100	198	PEAK																																																																											
Avg	<p>Site : 03CH11-HY Condition: AVG_BE(UNII)_B3 3m 91200_01620_230817 VERTICAL : RBW:1000.000kHz VBW:0.820kHz SMT:Auto</p> <table border="1"> <thead> <tr> <th>Limit</th> <th>Read</th> <th>Ant</th> <th>Cable</th> <th>Preamp</th> <th>Aux</th> <th>APos</th> <th>TPos</th> <th>Remark</th> </tr> <tr> <th>Freq Level Line Margin Level Factor</th> <th>Level</th> <th>Factor</th> <th>Loss</th> <th>Factor</th> <th>Factor</th> <th>cm</th> <th>deg</th> <th></th> </tr> <tr> <th>MHz dBuV/m dBuV/m dB</th> <th>dBuV</th> <th>dB/m</th> <th>dB</th> <th>dB</th> <th>dB</th> <th>cm</th> <th>deg</th> <th></th> </tr> </thead> <tbody> <tr> <td>1 5459.00 44.17 54.00 -9.83</td> <td>33.42</td> <td>32.90</td> <td>10.61</td> <td>32.84</td> <td>0.00</td> <td>100</td> <td>198</td> <td>AVERAGE</td> </tr> </tbody> </table>	Limit	Read	Ant	Cable	Preamp	Aux	APos	TPos	Remark	Freq Level Line Margin Level Factor	Level	Factor	Loss	Factor	Factor	cm	deg		MHz dBuV/m dBuV/m dB	dBuV	dB/m	dB	dB	dB	cm	deg		1 5459.00 44.17 54.00 -9.83	33.42	32.90	10.61	32.84	0.00	100	198	AVERAGE	<p>Site : 03CH11-HY Condition: AVG_54 3m 91200_01620_230817 VERTICAL : RBW:1000.000kHz VBW:0.820kHz SMT:Auto</p> <table border="1"> <thead> <tr> <th>Limit</th> <th>Read</th> <th>Ant</th> <th>Cable</th> <th>Preamp</th> <th>Aux</th> <th>APos</th> <th>TPos</th> <th>Remark</th> </tr> <tr> <th>Freq Level Line Margin Level Factor</th> <th>Level</th> <th>Factor</th> <th>Loss</th> <th>Factor</th> <th>Factor</th> <th>cm</th> <th>deg</th> <th></th> </tr> <tr> <th>MHz dBuV/m dBuV/m dB</th> <th>dBuV</th> <th>dB/m</th> <th>dB</th> <th>dB</th> <th>dB</th> <th>cm</th> <th>deg</th> <th></th> </tr> </thead> <tbody> <tr> <td>1 5500.00 95.76</td> <td>85.05</td> <td>32.90</td> <td>10.65</td> <td>32.84</td> <td>0.00</td> <td>100</td> <td>198</td> <td>AVERAGE</td> </tr> </tbody> </table>	Limit	Read	Ant	Cable	Preamp	Aux	APos	TPos	Remark	Freq Level Line Margin Level Factor	Level	Factor	Loss	Factor	Factor	cm	deg		MHz dBuV/m dBuV/m dB	dBuV	dB/m	dB	dB	dB	cm	deg		1 5500.00 95.76	85.05	32.90	10.65	32.84	0.00	100	198	AVERAGE									
Limit	Read	Ant	Cable	Preamp	Aux	APos	TPos	Remark																																																																											
Freq Level Line Margin Level Factor	Level	Factor	Loss	Factor	Factor	cm	deg																																																																												
MHz dBuV/m dBuV/m dB	dBuV	dB/m	dB	dB	dB	cm	deg																																																																												
1 5459.00 44.17 54.00 -9.83	33.42	32.90	10.61	32.84	0.00	100	198	AVERAGE																																																																											
Limit	Read	Ant	Cable	Preamp	Aux	APos	TPos	Remark																																																																											
Freq Level Line Margin Level Factor	Level	Factor	Loss	Factor	Factor	cm	deg																																																																												
MHz dBuV/m dBuV/m dB	dBuV	dB/m	dB	dB	dB	cm	deg																																																																												
1 5500.00 95.76	85.05	32.90	10.65	32.84	0.00	100	198	AVERAGE																																																																											



Mode	22																																																																																																											
	Harmonic																																																																																																											
	U-NII-2C_5.15-5.25_802.11n HT20_CH100_5500MHz																																																																																																											
ANT	1																																																																																																											
Pol.	Horizontal	Vertical																																																																																																										
Peak Avg	<p>Site : 03CH11-HY Condition: PEAK(UNII) 3m 91200_01620_230817 HORIZONTAL</p> <table border="1"> <thead> <tr> <th>Limit</th> <th>Read</th> <th>Ant</th> <th>Cable</th> <th>Preamp</th> <th>Aux</th> <th>APos</th> <th>TPos</th> <th>Remark</th> </tr> <tr> <th>Freq</th> <th>Level</th> <th>Line</th> <th>Margin</th> <th>Level</th> <th>Factor</th> <th>Loss</th> <th>Factor</th> <th>Factor</th> </tr> <tr> <th>MHz</th> <th>dBuV/m</th> <th>dBuV/m</th> <th>dB</th> <th>dBuV</th> <th>dB/m</th> <th>dB</th> <th>dB</th> <th>dB</th> </tr> </thead> <tbody> <tr> <td>1</td> <td>11000.00</td> <td>47.22</td> <td>74.00</td> <td>-26.78</td> <td>51.93</td> <td>38.90</td> <td>17.73</td> <td>61.63</td> <td>0.29</td> <td>--</td> <td>--</td> <td>PEAK</td> </tr> <tr> <td>2</td> <td>16500.00</td> <td>47.26</td> <td>68.20</td> <td>-20.94</td> <td>46.11</td> <td>38.40</td> <td>22.42</td> <td>59.98</td> <td>0.31</td> <td>--</td> <td>--</td> <td>PEAK</td> </tr> </tbody> </table>	Limit	Read	Ant	Cable	Preamp	Aux	APos	TPos	Remark	Freq	Level	Line	Margin	Level	Factor	Loss	Factor	Factor	MHz	dBuV/m	dBuV/m	dB	dBuV	dB/m	dB	dB	dB	1	11000.00	47.22	74.00	-26.78	51.93	38.90	17.73	61.63	0.29	--	--	PEAK	2	16500.00	47.26	68.20	-20.94	46.11	38.40	22.42	59.98	0.31	--	--	PEAK	<p>Site : 03CH11-HY Condition: PEAK(UNII) 3m 91200_01620_230817 VERTICAL</p> <table border="1"> <thead> <tr> <th>Limit</th> <th>Read</th> <th>Ant</th> <th>Cable</th> <th>Preamp</th> <th>Aux</th> <th>APos</th> <th>TPos</th> <th>Remark</th> </tr> <tr> <th>Freq</th> <th>Level</th> <th>Line</th> <th>Margin</th> <th>Level</th> <th>Factor</th> <th>Loss</th> <th>Factor</th> <th>Factor</th> </tr> <tr> <th>MHz</th> <th>dBuV/m</th> <th>dBuV/m</th> <th>dB</th> <th>dBuV</th> <th>dB/m</th> <th>dB</th> <th>dB</th> <th>dB</th> </tr> </thead> <tbody> <tr> <td>1</td> <td>11000.00</td> <td>46.53</td> <td>74.00</td> <td>-27.47</td> <td>51.24</td> <td>38.90</td> <td>17.73</td> <td>61.63</td> <td>0.29</td> <td>--</td> <td>--</td> <td>PEAK</td> </tr> <tr> <td>2</td> <td>16500.00</td> <td>47.56</td> <td>68.20</td> <td>-20.64</td> <td>46.41</td> <td>38.40</td> <td>22.42</td> <td>59.98</td> <td>0.31</td> <td>--</td> <td>--</td> <td>PEAK</td> </tr> </tbody> </table>	Limit	Read	Ant	Cable	Preamp	Aux	APos	TPos	Remark	Freq	Level	Line	Margin	Level	Factor	Loss	Factor	Factor	MHz	dBuV/m	dBuV/m	dB	dBuV	dB/m	dB	dB	dB	1	11000.00	46.53	74.00	-27.47	51.24	38.90	17.73	61.63	0.29	--	--	PEAK	2	16500.00	47.56	68.20	-20.64	46.41	38.40	22.42	59.98	0.31	--	--	PEAK
	Limit	Read	Ant	Cable	Preamp	Aux	APos	TPos	Remark																																																																																																			
Freq	Level	Line	Margin	Level	Factor	Loss	Factor	Factor																																																																																																				
MHz	dBuV/m	dBuV/m	dB	dBuV	dB/m	dB	dB	dB																																																																																																				
1	11000.00	47.22	74.00	-26.78	51.93	38.90	17.73	61.63	0.29	--	--	PEAK																																																																																																
2	16500.00	47.26	68.20	-20.94	46.11	38.40	22.42	59.98	0.31	--	--	PEAK																																																																																																
Limit	Read	Ant	Cable	Preamp	Aux	APos	TPos	Remark																																																																																																				
Freq	Level	Line	Margin	Level	Factor	Loss	Factor	Factor																																																																																																				
MHz	dBuV/m	dBuV/m	dB	dBuV	dB/m	dB	dB	dB																																																																																																				
1	11000.00	46.53	74.00	-27.47	51.24	38.90	17.73	61.63	0.29	--	--	PEAK																																																																																																
2	16500.00	47.56	68.20	-20.64	46.41	38.40	22.42	59.98	0.31	--	--	PEAK																																																																																																



	22	
Mode	Harmonic	
	U-NII-2C_5.15-5.25_802.11n HT20_CH100_5500MHz	
ANT	1	
Pol.	Horizontal	Vertical
14.47G ~14.5G Avg	<p>Site : 03CH11-HY Condition: AVG_54 3m 91200_01620_230817 HORIZONTAL</p>	<p>Site : 03CH11-HY Condition: AVG_54 3m 91200_01620_230817 VERTICAL</p>
	<p>Site : 03CH11-HY Condition: AVG_54 3m 91200_01620_230817 HORIZONTAL</p>	<p>Site : 03CH11-HY Condition: AVG_54 3m 91200_01620_230817 VERTICAL</p>



		23																																																																																											
Mode	Band Edge - L																																																																																												
	U-NII-2C_5.15-5.25_802.11n HT20_CH116_5580MHz																																																																																												
ANT	1																																																																																												
Pol.	Horizontal	Fundamental																																																																																											
Peak	<p>Site : 03CH11-HY Condition: PEAK_BE(UNII)_B3 3m 91200_01620_230817 HORIZONTAL : RBW:1000.000kHz VBW:3000.000kHz SWT:Auto</p> <table border="1"> <thead> <tr> <th>Peak</th> <th>Freq</th> <th>Level</th> <th>Limit</th> <th>Line Margin</th> <th>Read Level</th> <th>Ant Factor</th> <th>Cable Loss</th> <th>Preamp</th> <th>Aux</th> <th>APos</th> <th>TPos</th> <th>Remark</th> </tr> <tr> <th>1</th> <th>MHz</th> <th>dBuV/m</th> <th>dBuV/m</th> <th>dB</th> <th>dBuV</th> <th>dB/m</th> <th>dB</th> <th>dB</th> <th>dB</th> <th>cm</th> <th>deg</th> <th></th> </tr> </thead> <tbody> <tr> <td>1</td> <td>5459.48</td> <td>52.13</td> <td>74.00</td> <td>-21.87</td> <td>41.38</td> <td>32.98</td> <td>10.61</td> <td>32.84</td> <td>0.00</td> <td>100</td> <td></td> <td>62 PEAK</td> </tr> <tr> <td>2</td> <td>5468.91</td> <td>51.18</td> <td>68.20</td> <td>-17.02</td> <td>40.44</td> <td>32.96</td> <td>10.62</td> <td>32.84</td> <td>0.00</td> <td>100</td> <td></td> <td>62 PEAK</td> </tr> </tbody> </table>	Peak	Freq	Level	Limit	Line Margin	Read Level	Ant Factor	Cable Loss	Preamp	Aux	APos	TPos	Remark	1	MHz	dBuV/m	dBuV/m	dB	dBuV	dB/m	dB	dB	dB	cm	deg		1	5459.48	52.13	74.00	-21.87	41.38	32.98	10.61	32.84	0.00	100		62 PEAK	2	5468.91	51.18	68.20	-17.02	40.44	32.96	10.62	32.84	0.00	100		62 PEAK	<p>Site : 03CH11-HY Condition: PEAK(UNII) 3m 91200_01620_230817 HORIZONTAL : RBW:1000.000kHz VBW:3000.000kHz SWT:Auto</p> <table border="1"> <thead> <tr> <th>Peak</th> <th>Freq</th> <th>Level</th> <th>Limit</th> <th>Line Margin</th> <th>Read Level</th> <th>Ant Factor</th> <th>Cable Loss</th> <th>Preamp</th> <th>Aux</th> <th>APos</th> <th>TPos</th> <th>Remark</th> </tr> <tr> <th>1</th> <th>MHz</th> <th>dBuV/m</th> <th>dBuV/m</th> <th>dB</th> <th>dBuV</th> <th>dB/m</th> <th>dB</th> <th>dB</th> <th>dB</th> <th>cm</th> <th>deg</th> <th></th> </tr> </thead> <tbody> <tr> <td>1</td> <td>5580.00</td> <td>102.09</td> <td>-----</td> <td>-----</td> <td>91.25</td> <td>32.97</td> <td>10.74</td> <td>32.87</td> <td>0.00</td> <td>100</td> <td></td> <td>62 PEAK</td> </tr> </tbody> </table>	Peak	Freq	Level	Limit	Line Margin	Read Level	Ant Factor	Cable Loss	Preamp	Aux	APos	TPos	Remark	1	MHz	dBuV/m	dBuV/m	dB	dBuV	dB/m	dB	dB	dB	cm	deg		1	5580.00	102.09	-----	-----	91.25	32.97	10.74	32.87	0.00	100		62 PEAK
	Peak	Freq	Level	Limit	Line Margin	Read Level	Ant Factor	Cable Loss	Preamp	Aux	APos	TPos	Remark																																																																																
1	MHz	dBuV/m	dBuV/m	dB	dBuV	dB/m	dB	dB	dB	cm	deg																																																																																		
1	5459.48	52.13	74.00	-21.87	41.38	32.98	10.61	32.84	0.00	100		62 PEAK																																																																																	
2	5468.91	51.18	68.20	-17.02	40.44	32.96	10.62	32.84	0.00	100		62 PEAK																																																																																	
Peak	Freq	Level	Limit	Line Margin	Read Level	Ant Factor	Cable Loss	Preamp	Aux	APos	TPos	Remark																																																																																	
1	MHz	dBuV/m	dBuV/m	dB	dBuV	dB/m	dB	dB	dB	cm	deg																																																																																		
1	5580.00	102.09	-----	-----	91.25	32.97	10.74	32.87	0.00	100		62 PEAK																																																																																	
Avg	<p>Site : 03CH11-HY Condition: AVG_BE(UNII)_B3 3m 91200_01620_230817 HORIZONTAL : RBW:1000.000kHz VBW:0.820kHz SWT:Auto</p> <table border="1"> <thead> <tr> <th>Peak</th> <th>Freq</th> <th>Level</th> <th>Limit</th> <th>Line Margin</th> <th>Read Level</th> <th>Ant Factor</th> <th>Cable Loss</th> <th>Preamp</th> <th>Aux</th> <th>APos</th> <th>TPos</th> <th>Remark</th> </tr> <tr> <th>1</th> <th>MHz</th> <th>dBuV/m</th> <th>dBuV/m</th> <th>dB</th> <th>dBuV</th> <th>dB/m</th> <th>dB</th> <th>dB</th> <th>dB</th> <th>cm</th> <th>deg</th> <th></th> </tr> </thead> <tbody> <tr> <td>1</td> <td>5459.25</td> <td>42.89</td> <td>54.00</td> <td>-11.11</td> <td>32.14</td> <td>32.98</td> <td>10.61</td> <td>32.84</td> <td>0.00</td> <td>100</td> <td></td> <td>62 AVERAGE</td> </tr> </tbody> </table>	Peak	Freq	Level	Limit	Line Margin	Read Level	Ant Factor	Cable Loss	Preamp	Aux	APos	TPos	Remark	1	MHz	dBuV/m	dBuV/m	dB	dBuV	dB/m	dB	dB	dB	cm	deg		1	5459.25	42.89	54.00	-11.11	32.14	32.98	10.61	32.84	0.00	100		62 AVERAGE	<p>Site : 03CH11-HY Condition: AVG_54 3m 91200_01620_230817 HORIZONTAL : RBW:1000.000kHz VBW:0.820kHz SWT:Auto</p> <table border="1"> <thead> <tr> <th>Peak</th> <th>Freq</th> <th>Level</th> <th>Limit</th> <th>Line Margin</th> <th>Read Level</th> <th>Ant Factor</th> <th>Cable Loss</th> <th>Preamp</th> <th>Aux</th> <th>APos</th> <th>TPos</th> <th>Remark</th> </tr> <tr> <th>1</th> <th>MHz</th> <th>dBuV/m</th> <th>dBuV/m</th> <th>dB</th> <th>dBuV</th> <th>dB/m</th> <th>dB</th> <th>dB</th> <th>dB</th> <th>cm</th> <th>deg</th> <th></th> </tr> </thead> <tbody> <tr> <td>1</td> <td>5580.00</td> <td>95.42</td> <td>-----</td> <td>-----</td> <td>84.58</td> <td>32.96</td> <td>10.74</td> <td>32.86</td> <td>0.00</td> <td>100</td> <td></td> <td>62 AVERAGE</td> </tr> </tbody> </table>	Peak	Freq	Level	Limit	Line Margin	Read Level	Ant Factor	Cable Loss	Preamp	Aux	APos	TPos	Remark	1	MHz	dBuV/m	dBuV/m	dB	dBuV	dB/m	dB	dB	dB	cm	deg		1	5580.00	95.42	-----	-----	84.58	32.96	10.74	32.86	0.00	100		62 AVERAGE													
	Peak	Freq	Level	Limit	Line Margin	Read Level	Ant Factor	Cable Loss	Preamp	Aux	APos	TPos	Remark																																																																																
1	MHz	dBuV/m	dBuV/m	dB	dBuV	dB/m	dB	dB	dB	cm	deg																																																																																		
1	5459.25	42.89	54.00	-11.11	32.14	32.98	10.61	32.84	0.00	100		62 AVERAGE																																																																																	
Peak	Freq	Level	Limit	Line Margin	Read Level	Ant Factor	Cable Loss	Preamp	Aux	APos	TPos	Remark																																																																																	
1	MHz	dBuV/m	dBuV/m	dB	dBuV	dB/m	dB	dB	dB	cm	deg																																																																																		
1	5580.00	95.42	-----	-----	84.58	32.96	10.74	32.86	0.00	100		62 AVERAGE																																																																																	



Mode	23																																																							
	Band Edge - R																																																							
	U-NII-2C_5.15-5.25_802.11n HT20_CH116_5580MHz																																																							
ANT	1																																																							
Pol.	Horizontal	Fundamental																																																						
Peak	<p>Site : 03CH11-HY Condition: PEAK_BE(UNII)_B3 3m 91200_01620_230817 HORIZONTAL : RBW:1000.000kHz VBW:3000.000kHz SMT:Auto</p> <table border="1"> <thead> <tr> <th>Limit</th> <th>Read</th> <th>Ant</th> <th>Cable</th> <th>Preamp</th> <th>Aux</th> <th>APos</th> <th>TPos</th> <th>Remark</th> </tr> <tr> <th>Freq</th> <th>Level</th> <th>Line</th> <th>Margin</th> <th>Level</th> <th>Factor</th> <th>Loss</th> <th>Factor</th> <th>Factor</th> </tr> <tr> <th>MHz</th> <th>dBuV/m</th> <th>dBuV/m</th> <th>dB</th> <th>dBuV</th> <th>dB/m</th> <th>dB</th> <th>dB</th> <th>dB</th> </tr> </thead> <tbody> <tr> <td>1 5752.61</td> <td>51.79</td> <td>68.20</td> <td>-16.41</td> <td>40.17</td> <td>33.71</td> <td>10.83</td> <td>32.92</td> <td>0.00</td> </tr> <tr> <td></td> <td></td> <td></td> <td></td> <td></td> <td></td> <td></td> <td></td> <td>100</td> </tr> <tr> <td></td> <td></td> <td></td> <td></td> <td></td> <td></td> <td></td> <td></td> <td>62 PEAK</td> </tr> </tbody> </table>	Limit	Read	Ant	Cable	Preamp	Aux	APos	TPos	Remark	Freq	Level	Line	Margin	Level	Factor	Loss	Factor	Factor	MHz	dBuV/m	dBuV/m	dB	dBuV	dB/m	dB	dB	dB	1 5752.61	51.79	68.20	-16.41	40.17	33.71	10.83	32.92	0.00									100									62 PEAK	Blank
Limit	Read	Ant	Cable	Preamp	Aux	APos	TPos	Remark																																																
Freq	Level	Line	Margin	Level	Factor	Loss	Factor	Factor																																																
MHz	dBuV/m	dBuV/m	dB	dBuV	dB/m	dB	dB	dB																																																
1 5752.61	51.79	68.20	-16.41	40.17	33.71	10.83	32.92	0.00																																																
								100																																																
								62 PEAK																																																



23																																																																																												
Mode	Band Edge - L																																																																																											
U-NII-2C_5.15-5.25_802.11n HT20_CH116_5580MHz																																																																																												
ANT	1																																																																																											
Pol.	Vertical																																																																																											
Peak	<div style="display: flex; justify-content: space-between;"> <div style="width: 48%;"> <p>Site : 03CH11-HY Condition: PEAK_BE(UNII)_B3 3m 91200_01620_230817 VERTICAL : RBW:1000.000kHz VBW:3000.000kHz SWT:Auto</p> <table border="1"> <thead> <tr> <th>Peak</th> <th>Freq</th> <th>Level</th> <th>Limit</th> <th>Line Margin</th> <th>Read Level</th> <th>Ant Factor</th> <th>Cable Loss</th> <th>Preamp</th> <th>Aux</th> <th>APos</th> <th>TPos</th> <th>Remark</th> </tr> <tr> <th></th> <th>MHz</th> <th>dBuV/m</th> <th>dBuV/m</th> <th>dB</th> <th>dBuV</th> <th>dB/m</th> <th>dB</th> <th>dB</th> <th>dB</th> <th>cm</th> <th>deg</th> <th></th> </tr> </thead> <tbody> <tr> <td>1</td> <td>5356.90</td> <td>52.15</td> <td>74.00</td> <td>-21.85</td> <td>41.50</td> <td>32.99</td> <td>10.51</td> <td>32.85</td> <td>0.00</td> <td>300</td> <td>162</td> <td>PEAK</td> </tr> <tr> <td>2</td> <td>5467.53</td> <td>51.56</td> <td>68.20</td> <td>-16.64</td> <td>40.83</td> <td>32.96</td> <td>10.61</td> <td>32.84</td> <td>0.00</td> <td>300</td> <td>162</td> <td>PEAK</td> </tr> </tbody> </table> </div> <div style="width: 48%;"> <p>Site : 03CH11-HY Condition: PEAK(UNII) 3m 91200_01620_230817 VERTICAL : RBW:1000.000kHz VBW:3000.000kHz SWT:Auto</p> <table border="1"> <thead> <tr> <th>Peak</th> <th>Freq</th> <th>Level</th> <th>Limit</th> <th>Line Margin</th> <th>Read Level</th> <th>Ant Factor</th> <th>Cable Loss</th> <th>Preamp</th> <th>Aux</th> <th>APos</th> <th>TPos</th> <th>Remark</th> </tr> <tr> <th></th> <th>MHz</th> <th>dBuV/m</th> <th>dBuV/m</th> <th>dB</th> <th>dBuV</th> <th>dB/m</th> <th>dB</th> <th>dB</th> <th>dB</th> <th>cm</th> <th>deg</th> <th></th> </tr> </thead> <tbody> <tr> <td>1</td> <td>5580.00</td> <td>100.09</td> <td>-----</td> <td>-----</td> <td>89.25</td> <td>32.96</td> <td>10.74</td> <td>32.86</td> <td>0.00</td> <td>300</td> <td>162</td> <td>PEAK</td> </tr> </tbody> </table> </div> </div>	Peak	Freq	Level	Limit	Line Margin	Read Level	Ant Factor	Cable Loss	Preamp	Aux	APos	TPos	Remark		MHz	dBuV/m	dBuV/m	dB	dBuV	dB/m	dB	dB	dB	cm	deg		1	5356.90	52.15	74.00	-21.85	41.50	32.99	10.51	32.85	0.00	300	162	PEAK	2	5467.53	51.56	68.20	-16.64	40.83	32.96	10.61	32.84	0.00	300	162	PEAK	Peak	Freq	Level	Limit	Line Margin	Read Level	Ant Factor	Cable Loss	Preamp	Aux	APos	TPos	Remark		MHz	dBuV/m	dBuV/m	dB	dBuV	dB/m	dB	dB	dB	cm	deg		1	5580.00	100.09	-----	-----	89.25	32.96	10.74	32.86	0.00	300	162	PEAK
Peak	Freq	Level	Limit	Line Margin	Read Level	Ant Factor	Cable Loss	Preamp	Aux	APos	TPos	Remark																																																																																
	MHz	dBuV/m	dBuV/m	dB	dBuV	dB/m	dB	dB	dB	cm	deg																																																																																	
1	5356.90	52.15	74.00	-21.85	41.50	32.99	10.51	32.85	0.00	300	162	PEAK																																																																																
2	5467.53	51.56	68.20	-16.64	40.83	32.96	10.61	32.84	0.00	300	162	PEAK																																																																																
Peak	Freq	Level	Limit	Line Margin	Read Level	Ant Factor	Cable Loss	Preamp	Aux	APos	TPos	Remark																																																																																
	MHz	dBuV/m	dBuV/m	dB	dBuV	dB/m	dB	dB	dB	cm	deg																																																																																	
1	5580.00	100.09	-----	-----	89.25	32.96	10.74	32.86	0.00	300	162	PEAK																																																																																
Avg	<div style="display: flex; justify-content: space-between;"> <div style="width: 48%;"> <p>Site : 03CH11-HY Condition: AVG_BE(UNII)_B3 3m 91200_01620_230817 VERTICAL : RBW:1000.000kHz VBW:0.820kHz SWT:Auto</p> <table border="1"> <thead> <tr> <th>Peak</th> <th>Freq</th> <th>Level</th> <th>Limit</th> <th>Line Margin</th> <th>Read Level</th> <th>Ant Factor</th> <th>Cable Loss</th> <th>Preamp</th> <th>Aux</th> <th>APos</th> <th>TPos</th> <th>Remark</th> </tr> <tr> <th></th> <th>MHz</th> <th>dBuV/m</th> <th>dBuV/m</th> <th>dB</th> <th>dBuV</th> <th>dB/m</th> <th>dB</th> <th>dB</th> <th>dB</th> <th>cm</th> <th>deg</th> <th></th> </tr> </thead> <tbody> <tr> <td>1</td> <td>5459.40</td> <td>41.92</td> <td>54.00</td> <td>-12.08</td> <td>31.17</td> <td>32.90</td> <td>10.61</td> <td>32.84</td> <td>0.00</td> <td>300</td> <td>162</td> <td>AVERAGE</td> </tr> </tbody> </table> </div> <div style="width: 48%;"> <p>Site : 03CH11-HY Condition: AVG_54 3m 91200_01620_230817 VERTICAL : RBW:1000.000kHz VBW:0.820kHz SWT:Auto</p> <table border="1"> <thead> <tr> <th>Peak</th> <th>Freq</th> <th>Level</th> <th>Limit</th> <th>Line Margin</th> <th>Read Level</th> <th>Ant Factor</th> <th>Cable Loss</th> <th>Preamp</th> <th>Aux</th> <th>APos</th> <th>TPos</th> <th>Remark</th> </tr> <tr> <th></th> <th>MHz</th> <th>dBuV/m</th> <th>dBuV/m</th> <th>dB</th> <th>dBuV</th> <th>dB/m</th> <th>dB</th> <th>dB</th> <th>dB</th> <th>cm</th> <th>deg</th> <th></th> </tr> </thead> <tbody> <tr> <td>1</td> <td>5580.00</td> <td>93.49</td> <td>-----</td> <td>-----</td> <td>82.65</td> <td>32.96</td> <td>10.74</td> <td>32.86</td> <td>0.00</td> <td>300</td> <td>162</td> <td>AVERAGE</td> </tr> </tbody> </table> </div> </div>	Peak	Freq	Level	Limit	Line Margin	Read Level	Ant Factor	Cable Loss	Preamp	Aux	APos	TPos	Remark		MHz	dBuV/m	dBuV/m	dB	dBuV	dB/m	dB	dB	dB	cm	deg		1	5459.40	41.92	54.00	-12.08	31.17	32.90	10.61	32.84	0.00	300	162	AVERAGE	Peak	Freq	Level	Limit	Line Margin	Read Level	Ant Factor	Cable Loss	Preamp	Aux	APos	TPos	Remark		MHz	dBuV/m	dBuV/m	dB	dBuV	dB/m	dB	dB	dB	cm	deg		1	5580.00	93.49	-----	-----	82.65	32.96	10.74	32.86	0.00	300	162	AVERAGE													
Peak	Freq	Level	Limit	Line Margin	Read Level	Ant Factor	Cable Loss	Preamp	Aux	APos	TPos	Remark																																																																																
	MHz	dBuV/m	dBuV/m	dB	dBuV	dB/m	dB	dB	dB	cm	deg																																																																																	
1	5459.40	41.92	54.00	-12.08	31.17	32.90	10.61	32.84	0.00	300	162	AVERAGE																																																																																
Peak	Freq	Level	Limit	Line Margin	Read Level	Ant Factor	Cable Loss	Preamp	Aux	APos	TPos	Remark																																																																																
	MHz	dBuV/m	dBuV/m	dB	dBuV	dB/m	dB	dB	dB	cm	deg																																																																																	
1	5580.00	93.49	-----	-----	82.65	32.96	10.74	32.86	0.00	300	162	AVERAGE																																																																																



Mode	23																																										
	Band Edge - R																																										
	U-NII-2C_5.15-5.25_802.11n HT20_CH116_5580MHz																																										
ANT	1																																										
Pol.	Vertical	Fundamental																																									
Peak	<p>Site : 03CH11-HY Condition: PEAK_BE(UNII)_B3 3m 91200_01620_230817 VERTICAL : RBW:1000.000kHz VBW:3000.000kHz SMT:Auto</p> <table border="1"> <thead> <tr> <th>Limit</th> <th>Read</th> <th>Ant</th> <th>Cable</th> <th>Preamp</th> <th>Aux</th> <th>APos</th> <th>TPos</th> <th>Remark</th> </tr> <tr> <th>Freq</th> <th>Level</th> <th>Line</th> <th>Margin</th> <th>Level</th> <th>Factor</th> <th>Loss</th> <th>Factor</th> <th>Factor</th> </tr> <tr> <th>MHz</th> <th>dBuV/m</th> <th>dBuV/m</th> <th>dB</th> <th>dBuV</th> <th>dB/m</th> <th>dB</th> <th>dB</th> <th>dB</th> <th>cm</th> <th>deg</th> </tr> </thead> <tbody> <tr> <td>1 5761.12</td> <td>52.30</td> <td>68.20</td> <td>-15.90</td> <td>40.65</td> <td>33.74</td> <td>10.83</td> <td>32.92</td> <td>0.00</td> <td>300</td> <td>162</td> <td>PEAK</td> </tr> </tbody> </table>	Limit	Read	Ant	Cable	Preamp	Aux	APos	TPos	Remark	Freq	Level	Line	Margin	Level	Factor	Loss	Factor	Factor	MHz	dBuV/m	dBuV/m	dB	dBuV	dB/m	dB	dB	dB	cm	deg	1 5761.12	52.30	68.20	-15.90	40.65	33.74	10.83	32.92	0.00	300	162	PEAK	Blank
Limit	Read	Ant	Cable	Preamp	Aux	APos	TPos	Remark																																			
Freq	Level	Line	Margin	Level	Factor	Loss	Factor	Factor																																			
MHz	dBuV/m	dBuV/m	dB	dBuV	dB/m	dB	dB	dB	cm	deg																																	
1 5761.12	52.30	68.20	-15.90	40.65	33.74	10.83	32.92	0.00	300	162	PEAK																																



Mode	23																																																																																																													
	Harmonic																																																																																																													
	U-NII-2C_5.15-5.25_802.11n HT20_CH116_5580MHz																																																																																																													
ANT	1																																																																																																													
Pol.	Horizontal	Vertical																																																																																																												
Peak Avg	<p>Site : 03CH11-HY Condition: PEAK(UNII) 3m 91200_01620_230817 HORIZONTAL</p> <table border="1"> <thead> <tr> <th>Limit</th> <th>Read</th> <th>Ant</th> <th>Cable</th> <th>Preamp</th> <th>Aux</th> <th>APos</th> <th>TPos</th> <th>Remark</th> </tr> <tr> <th>Freq</th> <th>Level</th> <th>Line Margin</th> <th>Level</th> <th>Factor</th> <th>Loss Factor</th> <th>Factor</th> <th></th> <th></th> </tr> <tr> <th>MHz</th> <th>dBuV/m</th> <th>dBuV/m</th> <th>dB</th> <th>dBuV</th> <th>dB/m</th> <th>dB</th> <th>dB</th> <th>cm</th> <th>deg</th> </tr> </thead> <tbody> <tr> <td>1</td> <td>11160.00</td> <td>46.91</td> <td>74.00</td> <td>-27.09</td> <td>51.53</td> <td>38.90</td> <td>17.90</td> <td>61.71</td> <td>0.29</td> <td>--</td> <td>--</td> <td>PEAK</td> </tr> <tr> <td>2</td> <td>16740.00</td> <td>47.02</td> <td>68.20</td> <td>-21.18</td> <td>45.26</td> <td>38.14</td> <td>22.72</td> <td>59.43</td> <td>0.33</td> <td>--</td> <td>--</td> <td>PEAK</td> </tr> </tbody> </table>	Limit	Read	Ant	Cable	Preamp	Aux	APos	TPos	Remark	Freq	Level	Line Margin	Level	Factor	Loss Factor	Factor			MHz	dBuV/m	dBuV/m	dB	dBuV	dB/m	dB	dB	cm	deg	1	11160.00	46.91	74.00	-27.09	51.53	38.90	17.90	61.71	0.29	--	--	PEAK	2	16740.00	47.02	68.20	-21.18	45.26	38.14	22.72	59.43	0.33	--	--	PEAK	<p>Site : 03CH11-HY Condition: PEAK(UNII) 3m 91200_01620_230817 VERTICAL</p> <table border="1"> <thead> <tr> <th>Limit</th> <th>Read</th> <th>Ant</th> <th>Cable</th> <th>Preamp</th> <th>Aux</th> <th>APos</th> <th>TPos</th> <th>Remark</th> </tr> <tr> <th>Freq</th> <th>Level</th> <th>Line Margin</th> <th>Level</th> <th>Factor</th> <th>Loss Factor</th> <th>Factor</th> <th></th> <th></th> </tr> <tr> <th>MHz</th> <th>dBuV/m</th> <th>dBuV/m</th> <th>dB</th> <th>dBuV</th> <th>dB/m</th> <th>dB</th> <th>dB</th> <th>cm</th> <th>deg</th> </tr> </thead> <tbody> <tr> <td>1</td> <td>11160.00</td> <td>46.97</td> <td>74.00</td> <td>-27.03</td> <td>51.59</td> <td>38.90</td> <td>17.90</td> <td>61.71</td> <td>0.29</td> <td>--</td> <td>--</td> <td>PEAK</td> </tr> <tr> <td>2</td> <td>16740.00</td> <td>47.99</td> <td>68.20</td> <td>-20.21</td> <td>46.23</td> <td>38.14</td> <td>22.72</td> <td>59.43</td> <td>0.33</td> <td>--</td> <td>--</td> <td>PEAK</td> </tr> </tbody> </table>	Limit	Read	Ant	Cable	Preamp	Aux	APos	TPos	Remark	Freq	Level	Line Margin	Level	Factor	Loss Factor	Factor			MHz	dBuV/m	dBuV/m	dB	dBuV	dB/m	dB	dB	cm	deg	1	11160.00	46.97	74.00	-27.03	51.59	38.90	17.90	61.71	0.29	--	--	PEAK	2	16740.00	47.99	68.20	-20.21	46.23	38.14	22.72	59.43	0.33	--	--	PEAK
	Limit	Read	Ant	Cable	Preamp	Aux	APos	TPos	Remark																																																																																																					
Freq	Level	Line Margin	Level	Factor	Loss Factor	Factor																																																																																																								
MHz	dBuV/m	dBuV/m	dB	dBuV	dB/m	dB	dB	cm	deg																																																																																																					
1	11160.00	46.91	74.00	-27.09	51.53	38.90	17.90	61.71	0.29	--	--	PEAK																																																																																																		
2	16740.00	47.02	68.20	-21.18	45.26	38.14	22.72	59.43	0.33	--	--	PEAK																																																																																																		
Limit	Read	Ant	Cable	Preamp	Aux	APos	TPos	Remark																																																																																																						
Freq	Level	Line Margin	Level	Factor	Loss Factor	Factor																																																																																																								
MHz	dBuV/m	dBuV/m	dB	dBuV	dB/m	dB	dB	cm	deg																																																																																																					
1	11160.00	46.97	74.00	-27.03	51.59	38.90	17.90	61.71	0.29	--	--	PEAK																																																																																																		
2	16740.00	47.99	68.20	-20.21	46.23	38.14	22.72	59.43	0.33	--	--	PEAK																																																																																																		

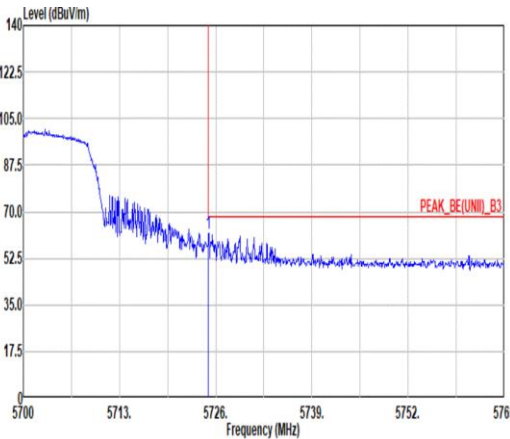
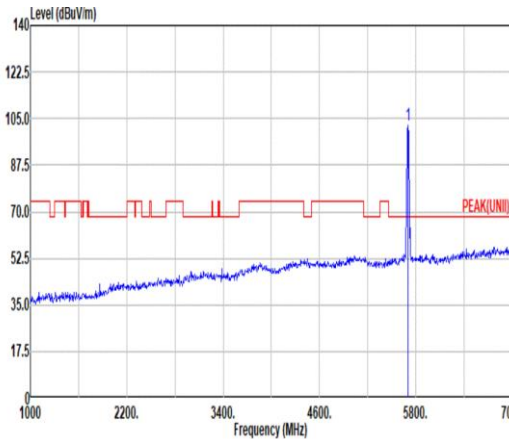
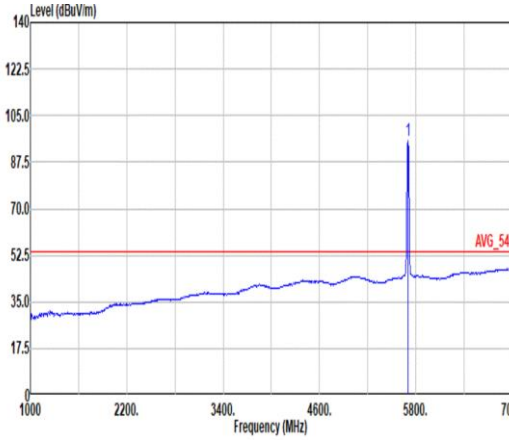


	23	
Mode	Harmonic	
	U-NII-2C_5.15-5.25_802.11n HT20_CH116_5580MHz	
ANT	1	
Pol.	Horizontal	Vertical
14.47G ~14.5G Avg	<p>Site : 03CH11-HY Condition: AVG_54 3m 91200_01620_230817 HORIZONTAL</p>	<p>Site : 03CH11-HY Condition: AVG_54 3m 91200_01620_230817 VERTICAL</p>
17.7G ~18G Avg	<p>Site : 03CH11-HY Condition: AVG_54 3m 91200_01620_230817 HORIZONTAL</p>	<p>Site : 03CH11-HY Condition: AVG_54 3m 91200_01620_230817 VERTICAL</p>



Mode	24																																																																													
	Band Edge																																																																													
	U-NII-2C_5.15-5.25_802.11n HT20_CH140_5700MHz																																																																													
ANT	1																																																																													
Pol.	Horizontal	Fundamental																																																																												
Peak	<p>Site : 03CH11-HY Condition: PEAK_BE(UNII)_B3 3m 91200_01620_230817 HORIZONTAL : RBW:1000.000kHz VBW:3000.000kHz SWT:Auto</p> <table border="1"> <thead> <tr> <th>Limit</th> <th>Read</th> <th>Ant</th> <th>Cable</th> <th>Preamp</th> <th>Aux</th> <th>APos</th> <th>TPos</th> <th>Remark</th> </tr> <tr> <th>Freq</th> <th>Level</th> <th>Line</th> <th>Margin</th> <th>Level</th> <th>Factor</th> <th>Loss</th> <th>Factor</th> <th>Factor</th> </tr> <tr> <th>MHz</th> <th>dBuV/m</th> <th>dBuV/m</th> <th>dB</th> <th>dBuV</th> <th>dB/m</th> <th>dB</th> <th>dB</th> <th>cm</th> <th>deg</th> </tr> </thead> <tbody> <tr> <td>1 5727.30</td> <td>59.32</td> <td>68.20</td> <td>-8.88</td> <td>47.00</td> <td>33.61</td> <td>10.82</td> <td>32.91</td> <td>0.00</td> <td>126 66 PEAK</td> </tr> </tbody> </table>	Limit	Read	Ant	Cable	Preamp	Aux	APos	TPos	Remark	Freq	Level	Line	Margin	Level	Factor	Loss	Factor	Factor	MHz	dBuV/m	dBuV/m	dB	dBuV	dB/m	dB	dB	cm	deg	1 5727.30	59.32	68.20	-8.88	47.00	33.61	10.82	32.91	0.00	126 66 PEAK	<p>Site : 03CH11-HY Condition: PEAK(UNII) 3m 91200_01620_230817 HORIZONTAL : RBW:1000.000kHz VBW:3000.000kHz SWT:Auto</p> <table border="1"> <thead> <tr> <th>Limit</th> <th>Read</th> <th>Ant</th> <th>Cable</th> <th>Preamp</th> <th>Aux</th> <th>APos</th> <th>TPos</th> <th>Remark</th> </tr> <tr> <th>Freq</th> <th>Level</th> <th>Line</th> <th>Margin</th> <th>Level</th> <th>Factor</th> <th>Loss</th> <th>Factor</th> <th>Factor</th> </tr> <tr> <th>MHz</th> <th>dBuV/m</th> <th>dBuV/m</th> <th>dB</th> <th>dBuV</th> <th>dB/m</th> <th>dB</th> <th>dB</th> <th>cm</th> <th>deg</th> </tr> </thead> <tbody> <tr> <td>1 5700.00</td> <td>101.25</td> <td>-----</td> <td>-----</td> <td>89.87</td> <td>33.48</td> <td>10.80</td> <td>32.90</td> <td>0.00</td> <td>126 66 PEAK</td> </tr> </tbody> </table>	Limit	Read	Ant	Cable	Preamp	Aux	APos	TPos	Remark	Freq	Level	Line	Margin	Level	Factor	Loss	Factor	Factor	MHz	dBuV/m	dBuV/m	dB	dBuV	dB/m	dB	dB	cm	deg	1 5700.00	101.25	-----	-----	89.87	33.48	10.80	32.90	0.00	126 66 PEAK
Limit	Read	Ant	Cable	Preamp	Aux	APos	TPos	Remark																																																																						
Freq	Level	Line	Margin	Level	Factor	Loss	Factor	Factor																																																																						
MHz	dBuV/m	dBuV/m	dB	dBuV	dB/m	dB	dB	cm	deg																																																																					
1 5727.30	59.32	68.20	-8.88	47.00	33.61	10.82	32.91	0.00	126 66 PEAK																																																																					
Limit	Read	Ant	Cable	Preamp	Aux	APos	TPos	Remark																																																																						
Freq	Level	Line	Margin	Level	Factor	Loss	Factor	Factor																																																																						
MHz	dBuV/m	dBuV/m	dB	dBuV	dB/m	dB	dB	cm	deg																																																																					
1 5700.00	101.25	-----	-----	89.87	33.48	10.80	32.90	0.00	126 66 PEAK																																																																					
Avg	Blank	<p>Site : 03CH11-HY Condition: AVG_54 3m 91200_01620_230817 HORIZONTAL : RBW:1000.000kHz VBW:0.820kHz SWT:Auto</p> <table border="1"> <thead> <tr> <th>Limit</th> <th>Read</th> <th>Ant</th> <th>Cable</th> <th>Preamp</th> <th>Aux</th> <th>APos</th> <th>TPos</th> <th>Remark</th> </tr> <tr> <th>Freq</th> <th>Level</th> <th>Line</th> <th>Margin</th> <th>Level</th> <th>Factor</th> <th>Loss</th> <th>Factor</th> <th>Factor</th> </tr> <tr> <th>MHz</th> <th>dBuV/m</th> <th>dBuV/m</th> <th>dB</th> <th>dBuV</th> <th>dB/m</th> <th>dB</th> <th>dB</th> <th>cm</th> <th>deg</th> </tr> </thead> <tbody> <tr> <td>1 5700.00</td> <td>94.01</td> <td>-----</td> <td>-----</td> <td>82.63</td> <td>33.48</td> <td>10.80</td> <td>32.90</td> <td>0.00</td> <td>126 66 AVERAGE</td> </tr> </tbody> </table>	Limit	Read	Ant	Cable	Preamp	Aux	APos	TPos	Remark	Freq	Level	Line	Margin	Level	Factor	Loss	Factor	Factor	MHz	dBuV/m	dBuV/m	dB	dBuV	dB/m	dB	dB	cm	deg	1 5700.00	94.01	-----	-----	82.63	33.48	10.80	32.90	0.00	126 66 AVERAGE																																						
Limit	Read	Ant	Cable	Preamp	Aux	APos	TPos	Remark																																																																						
Freq	Level	Line	Margin	Level	Factor	Loss	Factor	Factor																																																																						
MHz	dBuV/m	dBuV/m	dB	dBuV	dB/m	dB	dB	cm	deg																																																																					
1 5700.00	94.01	-----	-----	82.63	33.48	10.80	32.90	0.00	126 66 AVERAGE																																																																					



	24																																																																													
Mode	Band Edge																																																																													
	U-NII-2C_5.15-5.25_802.11n HT20_CH140_5700MHz																																																																													
ANT	1																																																																													
Pol.	Vertical	Fundamental																																																																												
Peak	 <p>Site : 03CH11-HY Condition: PEAK_BE(UNII)_B3 3m 91200_01620_230817 VERTICAL : RBW:1000.000kHz VBW:3000.000kHz SWT:Auto</p> <table border="1"> <thead> <tr> <th>Limit</th> <th>Read</th> <th>Ant</th> <th>Cable</th> <th>Preamp</th> <th>Aux</th> <th>APos</th> <th>TPos</th> <th>Remark</th> </tr> <tr> <th>Freq</th> <th>Level</th> <th>Line Margin</th> <th>Level</th> <th>Factor</th> <th>Loss Factor</th> <th>Factor</th> <th></th> <th></th> </tr> <tr> <th>MHz</th> <th>dBuV/m</th> <th>dBuV/m</th> <th>dB</th> <th>dBuV</th> <th>dB/m</th> <th>dB</th> <th>dB</th> <th>cm</th> <th>deg</th> </tr> </thead> <tbody> <tr> <td>1 5725.83</td> <td>62.07</td> <td>68.20</td> <td>-6.13</td> <td>50.56</td> <td>33.60</td> <td>10.82</td> <td>32.91</td> <td>0.00</td> <td>101 199 PEAK</td> </tr> </tbody> </table>	Limit	Read	Ant	Cable	Preamp	Aux	APos	TPos	Remark	Freq	Level	Line Margin	Level	Factor	Loss Factor	Factor			MHz	dBuV/m	dBuV/m	dB	dBuV	dB/m	dB	dB	cm	deg	1 5725.83	62.07	68.20	-6.13	50.56	33.60	10.82	32.91	0.00	101 199 PEAK	 <p>Site : 03CH11-HY Condition: PEAK(UNII) 3m 91200_01620_230817 VERTICAL : RBW:1000.000kHz VBW:3000.000kHz SWT:Auto</p> <table border="1"> <thead> <tr> <th>Limit</th> <th>Read</th> <th>Ant</th> <th>Cable</th> <th>Preamp</th> <th>Aux</th> <th>APos</th> <th>TPos</th> <th>Remark</th> </tr> <tr> <th>Freq</th> <th>Level</th> <th>Line Margin</th> <th>Level</th> <th>Factor</th> <th>Loss Factor</th> <th>Factor</th> <th></th> <th></th> </tr> <tr> <th>MHz</th> <th>dBuV/m</th> <th>dBuV/m</th> <th>dB</th> <th>dBuV</th> <th>dB/m</th> <th>dB</th> <th>dB</th> <th>cm</th> <th>deg</th> </tr> </thead> <tbody> <tr> <td>1 5700.00</td> <td>102.71</td> <td>-----</td> <td>-----</td> <td>91.33</td> <td>33.48</td> <td>10.80</td> <td>32.90</td> <td>0.00</td> <td>101 199 PEAK</td> </tr> </tbody> </table>	Limit	Read	Ant	Cable	Preamp	Aux	APos	TPos	Remark	Freq	Level	Line Margin	Level	Factor	Loss Factor	Factor			MHz	dBuV/m	dBuV/m	dB	dBuV	dB/m	dB	dB	cm	deg	1 5700.00	102.71	-----	-----	91.33	33.48	10.80	32.90	0.00	101 199 PEAK
Limit	Read	Ant	Cable	Preamp	Aux	APos	TPos	Remark																																																																						
Freq	Level	Line Margin	Level	Factor	Loss Factor	Factor																																																																								
MHz	dBuV/m	dBuV/m	dB	dBuV	dB/m	dB	dB	cm	deg																																																																					
1 5725.83	62.07	68.20	-6.13	50.56	33.60	10.82	32.91	0.00	101 199 PEAK																																																																					
Limit	Read	Ant	Cable	Preamp	Aux	APos	TPos	Remark																																																																						
Freq	Level	Line Margin	Level	Factor	Loss Factor	Factor																																																																								
MHz	dBuV/m	dBuV/m	dB	dBuV	dB/m	dB	dB	cm	deg																																																																					
1 5700.00	102.71	-----	-----	91.33	33.48	10.80	32.90	0.00	101 199 PEAK																																																																					
Avg	Blank	 <p>Site : 03CH11-HY Condition: AVG_54 3m 91200_01620_230817 VERTICAL : RBW:1000.000kHz VBW:0.820kHz SWT:Auto</p> <table border="1"> <thead> <tr> <th>Limit</th> <th>Read</th> <th>Ant</th> <th>Cable</th> <th>Preamp</th> <th>Aux</th> <th>APos</th> <th>TPos</th> <th>Remark</th> </tr> <tr> <th>Freq</th> <th>Level</th> <th>Line Margin</th> <th>Level</th> <th>Factor</th> <th>Loss Factor</th> <th>Factor</th> <th></th> <th></th> </tr> <tr> <th>MHz</th> <th>dBuV/m</th> <th>dBuV/m</th> <th>dB</th> <th>dBuV</th> <th>dB/m</th> <th>dB</th> <th>dB</th> <th>cm</th> <th>deg</th> </tr> </thead> <tbody> <tr> <td>1 5700.00</td> <td>95.52</td> <td>-----</td> <td>-----</td> <td>84.14</td> <td>33.48</td> <td>10.80</td> <td>32.90</td> <td>0.00</td> <td>101 199 AVERAGE</td> </tr> </tbody> </table>	Limit	Read	Ant	Cable	Preamp	Aux	APos	TPos	Remark	Freq	Level	Line Margin	Level	Factor	Loss Factor	Factor			MHz	dBuV/m	dBuV/m	dB	dBuV	dB/m	dB	dB	cm	deg	1 5700.00	95.52	-----	-----	84.14	33.48	10.80	32.90	0.00	101 199 AVERAGE																																						
Limit	Read	Ant	Cable	Preamp	Aux	APos	TPos	Remark																																																																						
Freq	Level	Line Margin	Level	Factor	Loss Factor	Factor																																																																								
MHz	dBuV/m	dBuV/m	dB	dBuV	dB/m	dB	dB	cm	deg																																																																					
1 5700.00	95.52	-----	-----	84.14	33.48	10.80	32.90	0.00	101 199 AVERAGE																																																																					

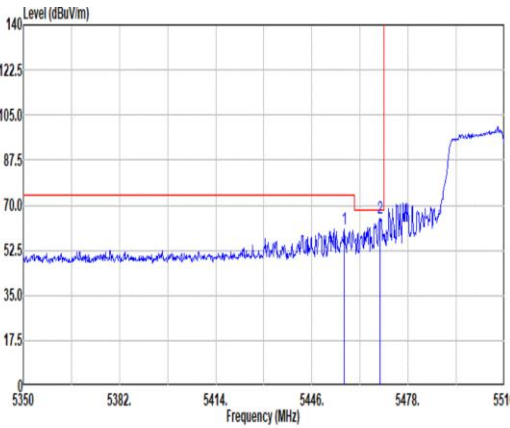
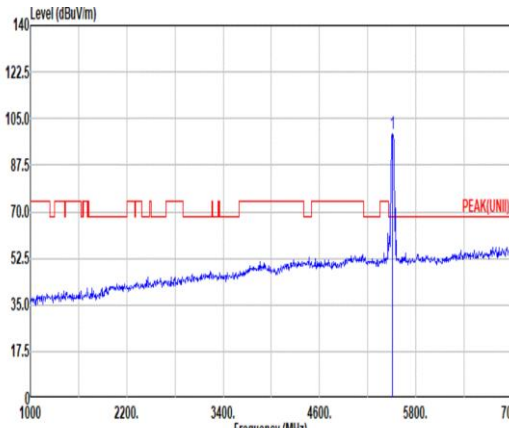
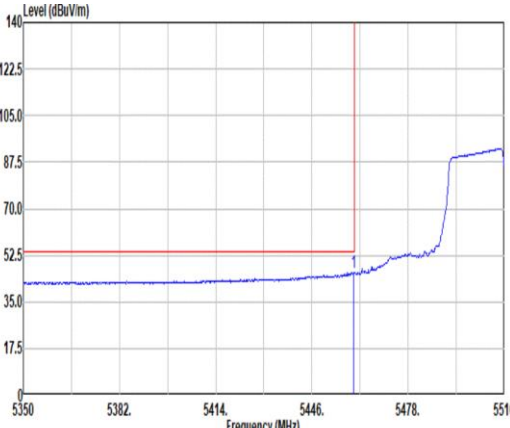
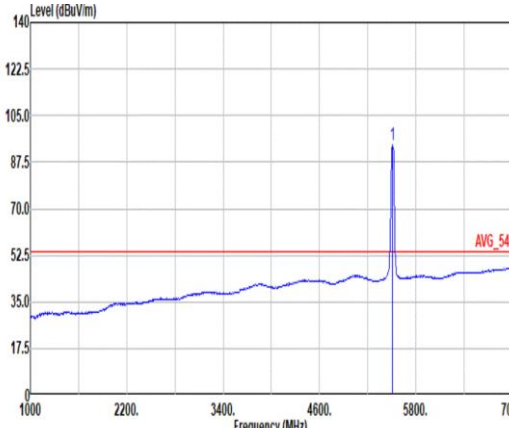


Mode	24																																																																																									
	Harmonic																																																																																									
	U-NII-2C_5.15-5.25_802.11n HT20_CH140_5700MHz																																																																																									
ANT	1																																																																																									
Pol.	Horizontal	Vertical																																																																																								
Peak Avg	<p>Site : 03CH11-HY Condition: PEAK(UNII) 3m 91200_01620_230817 HORIZONTAL</p> <table border="1"> <thead> <tr> <th>Limit</th> <th>Read</th> <th>Ant</th> <th>Cable</th> <th>Preamp</th> <th>Aux</th> <th>APos</th> <th>TPos</th> <th>Remark</th> </tr> <tr> <th>Freq</th> <th>Level</th> <th>Line</th> <th>Margin</th> <th>Level</th> <th>Factor</th> <th>Loss</th> <th>Factor</th> <th>Factor</th> <th>cm</th> <th>deg</th> </tr> </thead> <tbody> <tr> <td>1 11400.00</td> <td>47.50</td> <td>74.00</td> <td>-26.50</td> <td>51.79</td> <td>39.10</td> <td>18.15</td> <td>61.84</td> <td>0.30</td> <td>--</td> <td>--</td> <td>PEAK</td> </tr> <tr> <td>2 17100.00</td> <td>49.61</td> <td>68.20</td> <td>-18.59</td> <td>46.74</td> <td>38.00</td> <td>23.10</td> <td>58.58</td> <td>0.35</td> <td>--</td> <td>--</td> <td>PEAK</td> </tr> </tbody> </table>	Limit	Read	Ant	Cable	Preamp	Aux	APos	TPos	Remark	Freq	Level	Line	Margin	Level	Factor	Loss	Factor	Factor	cm	deg	1 11400.00	47.50	74.00	-26.50	51.79	39.10	18.15	61.84	0.30	--	--	PEAK	2 17100.00	49.61	68.20	-18.59	46.74	38.00	23.10	58.58	0.35	--	--	PEAK	<p>Site : 03CH11-HY Condition: PEAK(UNII) 3m 91200_01620_230817 VERTICAL</p> <table border="1"> <thead> <tr> <th>Limit</th> <th>Read</th> <th>Ant</th> <th>Cable</th> <th>Preamp</th> <th>Aux</th> <th>APos</th> <th>TPos</th> <th>Remark</th> </tr> <tr> <th>Freq</th> <th>Level</th> <th>Line</th> <th>Margin</th> <th>Level</th> <th>Factor</th> <th>Loss</th> <th>Factor</th> <th>Factor</th> <th>cm</th> <th>deg</th> </tr> </thead> <tbody> <tr> <td>1 11400.00</td> <td>46.70</td> <td>74.00</td> <td>-27.30</td> <td>50.99</td> <td>39.10</td> <td>18.15</td> <td>61.84</td> <td>0.30</td> <td>--</td> <td>--</td> <td>PEAK</td> </tr> <tr> <td>2 17100.00</td> <td>47.76</td> <td>68.20</td> <td>-20.44</td> <td>44.89</td> <td>38.00</td> <td>23.10</td> <td>58.58</td> <td>0.35</td> <td>--</td> <td>--</td> <td>PEAK</td> </tr> </tbody> </table>	Limit	Read	Ant	Cable	Preamp	Aux	APos	TPos	Remark	Freq	Level	Line	Margin	Level	Factor	Loss	Factor	Factor	cm	deg	1 11400.00	46.70	74.00	-27.30	50.99	39.10	18.15	61.84	0.30	--	--	PEAK	2 17100.00	47.76	68.20	-20.44	44.89	38.00	23.10	58.58	0.35	--	--	PEAK
	Limit	Read	Ant	Cable	Preamp	Aux	APos	TPos	Remark																																																																																	
Freq	Level	Line	Margin	Level	Factor	Loss	Factor	Factor	cm	deg																																																																																
1 11400.00	47.50	74.00	-26.50	51.79	39.10	18.15	61.84	0.30	--	--	PEAK																																																																															
2 17100.00	49.61	68.20	-18.59	46.74	38.00	23.10	58.58	0.35	--	--	PEAK																																																																															
Limit	Read	Ant	Cable	Preamp	Aux	APos	TPos	Remark																																																																																		
Freq	Level	Line	Margin	Level	Factor	Loss	Factor	Factor	cm	deg																																																																																
1 11400.00	46.70	74.00	-27.30	50.99	39.10	18.15	61.84	0.30	--	--	PEAK																																																																															
2 17100.00	47.76	68.20	-20.44	44.89	38.00	23.10	58.58	0.35	--	--	PEAK																																																																															



	24	
Mode	Harmonic	
	U-NII-2C_5.15-5.25_802.11n HT20_CH140_5700MHz	
ANT	1	
Pol.	Horizontal	Vertical
14.47G ~14.5G Avg	<p>Site : 03CH11-HY Condition: AVG_54 3m 91200_01620_230817 HORIZONTAL</p>	<p>Site : 03CH11-HY Condition: AVG_54 3m 91200_01620_230817 VERTICAL</p>
	<p>Site : 03CH11-HY Condition: AVG_54 3m 91200_01620_230817 HORIZONTAL</p>	<p>Site : 03CH11-HY Condition: AVG_54 3m 91200_01620_230817 VERTICAL</p>

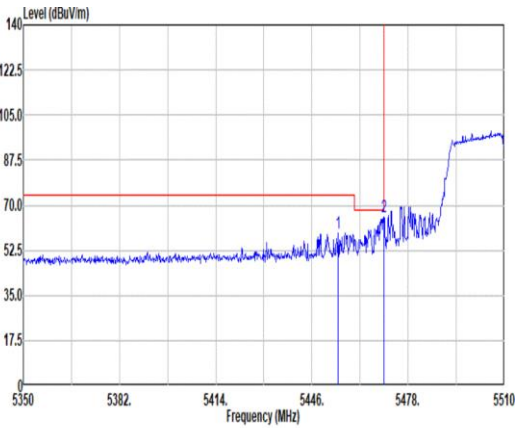
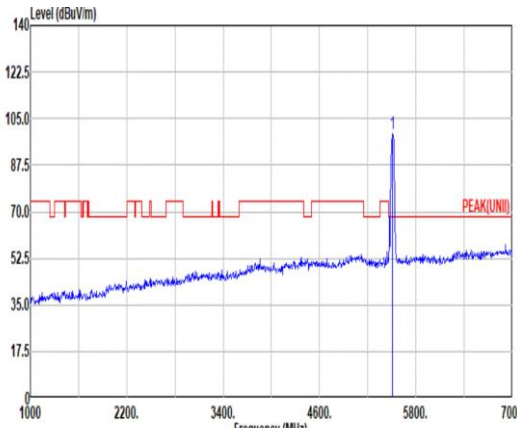
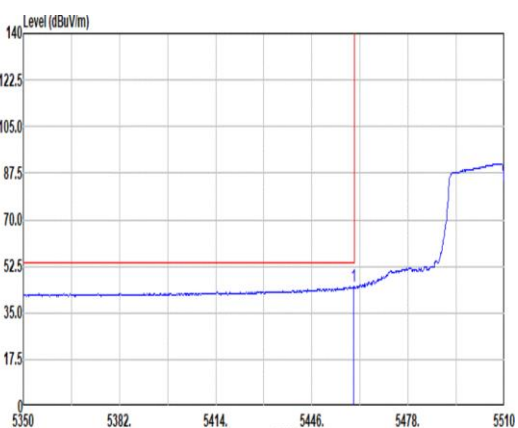
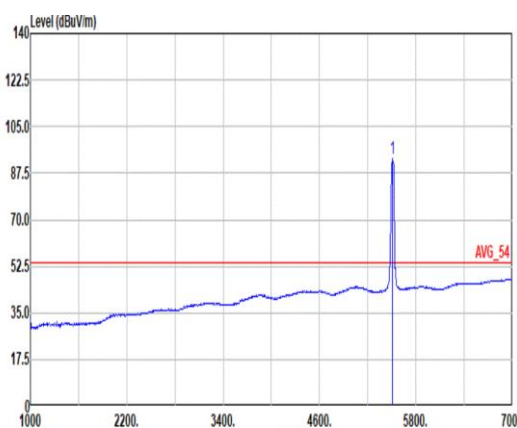


		25																																																																																	
Mode	Band Edge - L																																																																																		
	U-NII-2C_5.15-5.25_802.11n HT40_CH102_5510MHz																																																																																		
ANT	1																																																																																		
Pol.	Horizontal	Fundamental																																																																																	
Peak	 <p>Site : 03CH11-HY Condition: PEAK_BE(UNII)_B3 3m 91200_01620_230817 HORIZONTAL : RBW:1000.000kHz VBW:3000.000kHz SMT:Auto</p> <table border="1"> <thead> <tr> <th>Limit</th> <th>Read</th> <th>Ant</th> <th>Cable</th> <th>Preamp</th> <th>Aux</th> <th>APos</th> <th>TPos</th> <th>Remark</th> </tr> <tr> <th>Freq Level Line Margin</th> <th>Level Factor</th> <th>Loss Factor</th> <th>Loss Factor</th> <th>Factor</th> <th>Factor</th> <th>cm</th> <th>deg</th> <th></th> </tr> <tr> <th>MHz dBuV/m dB</th> <th>dB</th> <th>dB</th> <th>dB</th> <th>dB</th> <th>dB</th> <th>cm</th> <th>deg</th> <th></th> </tr> </thead> <tbody> <tr> <td>1 5456.88 60.79 74.00 -13.21</td> <td>50.04</td> <td>32.99</td> <td>10.60</td> <td>32.84</td> <td>0.00</td> <td>100</td> <td>62</td> <td>PEAK</td> </tr> <tr> <td>2 5468.56 64.79 68.20 -3.41</td> <td>54.05</td> <td>32.96</td> <td>10.62</td> <td>32.84</td> <td>0.00</td> <td>100</td> <td>62</td> <td>PEAK</td> </tr> </tbody> </table>	Limit	Read	Ant	Cable	Preamp	Aux	APos	TPos	Remark	Freq Level Line Margin	Level Factor	Loss Factor	Loss Factor	Factor	Factor	cm	deg		MHz dBuV/m dB	dB	dB	dB	dB	dB	cm	deg		1 5456.88 60.79 74.00 -13.21	50.04	32.99	10.60	32.84	0.00	100	62	PEAK	2 5468.56 64.79 68.20 -3.41	54.05	32.96	10.62	32.84	0.00	100	62	PEAK	 <p>Site : 03CH11-HY Condition: PEAK(UNII) 3m 91200_01620_230817 HORIZONTAL : RBW:1000.000kHz VBW:3000.000kHz SMT:Auto</p> <table border="1"> <thead> <tr> <th>Limit</th> <th>Read</th> <th>Ant</th> <th>Cable</th> <th>Preamp</th> <th>Aux</th> <th>APos</th> <th>TPos</th> <th>Remark</th> </tr> <tr> <th>Freq Level Line Margin</th> <th>Level Factor</th> <th>Loss Factor</th> <th>Loss Factor</th> <th>Factor</th> <th>Factor</th> <th>cm</th> <th>deg</th> <th></th> </tr> <tr> <th>MHz dBuV/m dB</th> <th>dB</th> <th>dB</th> <th>dB</th> <th>dB</th> <th>dB</th> <th>cm</th> <th>deg</th> <th></th> </tr> </thead> <tbody> <tr> <td>1 5510.00 99.42</td> <td>-----</td> <td>88.70</td> <td>32.90</td> <td>10.66</td> <td>32.84</td> <td>0.00</td> <td>100</td> <td>62 PEAK</td> </tr> </tbody> </table>	Limit	Read	Ant	Cable	Preamp	Aux	APos	TPos	Remark	Freq Level Line Margin	Level Factor	Loss Factor	Loss Factor	Factor	Factor	cm	deg		MHz dBuV/m dB	dB	dB	dB	dB	dB	cm	deg		1 5510.00 99.42	-----	88.70	32.90	10.66	32.84	0.00	100	62 PEAK
	Limit	Read	Ant	Cable	Preamp	Aux	APos	TPos	Remark																																																																										
Freq Level Line Margin	Level Factor	Loss Factor	Loss Factor	Factor	Factor	cm	deg																																																																												
MHz dBuV/m dB	dB	dB	dB	dB	dB	cm	deg																																																																												
1 5456.88 60.79 74.00 -13.21	50.04	32.99	10.60	32.84	0.00	100	62	PEAK																																																																											
2 5468.56 64.79 68.20 -3.41	54.05	32.96	10.62	32.84	0.00	100	62	PEAK																																																																											
Limit	Read	Ant	Cable	Preamp	Aux	APos	TPos	Remark																																																																											
Freq Level Line Margin	Level Factor	Loss Factor	Loss Factor	Factor	Factor	cm	deg																																																																												
MHz dBuV/m dB	dB	dB	dB	dB	dB	cm	deg																																																																												
1 5510.00 99.42	-----	88.70	32.90	10.66	32.84	0.00	100	62 PEAK																																																																											
Avg	 <p>Site : 03CH11-HY Condition: AVG_BE(UNII)_B3 3m 91200_01620_230817 HORIZONTAL : RBW:1000.000kHz VBW:1.600kHz SMT:Auto</p> <table border="1"> <thead> <tr> <th>Limit</th> <th>Read</th> <th>Ant</th> <th>Cable</th> <th>Preamp</th> <th>Aux</th> <th>APos</th> <th>TPos</th> <th>Remark</th> </tr> <tr> <th>Freq Level Line Margin</th> <th>Level Factor</th> <th>Loss Factor</th> <th>Loss Factor</th> <th>Factor</th> <th>Factor</th> <th>cm</th> <th>deg</th> <th></th> </tr> <tr> <th>MHz dBuV/m dB</th> <th>dB</th> <th>dB</th> <th>dB</th> <th>dB</th> <th>dB</th> <th>cm</th> <th>deg</th> <th></th> </tr> </thead> <tbody> <tr> <td>1 5459.02 46.16 54.00 -7.84</td> <td>35.41</td> <td>32.90</td> <td>10.61</td> <td>32.84</td> <td>0.00</td> <td>100</td> <td>62</td> <td>AVERAGE</td> </tr> </tbody> </table>	Limit	Read	Ant	Cable	Preamp	Aux	APos	TPos	Remark	Freq Level Line Margin	Level Factor	Loss Factor	Loss Factor	Factor	Factor	cm	deg		MHz dBuV/m dB	dB	dB	dB	dB	dB	cm	deg		1 5459.02 46.16 54.00 -7.84	35.41	32.90	10.61	32.84	0.00	100	62	AVERAGE	 <p>Site : 03CH11-HY Condition: AVG_54 3m 91200_01620_230817 HORIZONTAL : RBW:1000.000kHz VBW:1.600kHz SMT:Auto</p> <table border="1"> <thead> <tr> <th>Limit</th> <th>Read</th> <th>Ant</th> <th>Cable</th> <th>Preamp</th> <th>Aux</th> <th>APos</th> <th>TPos</th> <th>Remark</th> </tr> <tr> <th>Freq Level Line Margin</th> <th>Level Factor</th> <th>Loss Factor</th> <th>Loss Factor</th> <th>Factor</th> <th>Factor</th> <th>cm</th> <th>deg</th> <th></th> </tr> <tr> <th>MHz dBuV/m dB</th> <th>dB</th> <th>dB</th> <th>dB</th> <th>dB</th> <th>dB</th> <th>cm</th> <th>deg</th> <th></th> </tr> </thead> <tbody> <tr> <td>1 5510.00 93.79</td> <td>-----</td> <td>83.07</td> <td>32.90</td> <td>10.66</td> <td>32.84</td> <td>0.00</td> <td>100</td> <td>62 AVERAGE</td> </tr> </tbody> </table>	Limit	Read	Ant	Cable	Preamp	Aux	APos	TPos	Remark	Freq Level Line Margin	Level Factor	Loss Factor	Loss Factor	Factor	Factor	cm	deg		MHz dBuV/m dB	dB	dB	dB	dB	dB	cm	deg		1 5510.00 93.79	-----	83.07	32.90	10.66	32.84	0.00	100	62 AVERAGE									
	Limit	Read	Ant	Cable	Preamp	Aux	APos	TPos	Remark																																																																										
Freq Level Line Margin	Level Factor	Loss Factor	Loss Factor	Factor	Factor	cm	deg																																																																												
MHz dBuV/m dB	dB	dB	dB	dB	dB	cm	deg																																																																												
1 5459.02 46.16 54.00 -7.84	35.41	32.90	10.61	32.84	0.00	100	62	AVERAGE																																																																											
Limit	Read	Ant	Cable	Preamp	Aux	APos	TPos	Remark																																																																											
Freq Level Line Margin	Level Factor	Loss Factor	Loss Factor	Factor	Factor	cm	deg																																																																												
MHz dBuV/m dB	dB	dB	dB	dB	dB	cm	deg																																																																												
1 5510.00 93.79	-----	83.07	32.90	10.66	32.84	0.00	100	62 AVERAGE																																																																											



Mode	25																																						
	Band Edge - R																																						
	U-NII-2C_5.15-5.25_802.11n HT40_CH102_5510MHz																																						
ANT	1																																						
Pol.	Horizontal	Fundamental																																					
Peak	<p>Site : 03CH11-HY Condition: PEAK_BE(UNII)_B3 3m 91200_01620_230817 HORIZONTAL : RBW:1000.000kHz VBW:3000.000kHz SMT:Auto</p> <table border="1"> <thead> <tr> <th>Limit</th> <th>Read</th> <th>Ant</th> <th>Cable</th> <th>Preamp</th> <th>Aux</th> <th>APos</th> <th>TPos</th> <th>Remark</th> </tr> <tr> <th>Freq</th> <th>Level</th> <th>Line Margin</th> <th>Level Factor</th> <th>Loss Factor</th> <th>Loss Factor</th> <th>cm</th> <th>deg</th> <th></th> </tr> <tr> <th>MHz</th> <th>dBuV/m</th> <th>dB</th> <th>dBuV</th> <th>dB/m</th> <th>dB</th> <th>dB</th> <th>cm</th> <th>deg</th> </tr> </thead> <tbody> <tr> <td>1 5732.87</td> <td>51.74</td> <td>68.20 -16.46</td> <td>40.20</td> <td>33.63</td> <td>10.82</td> <td>32.91</td> <td>0.00</td> <td>100</td> <td>62 PEAK</td> </tr> </tbody> </table>	Limit	Read	Ant	Cable	Preamp	Aux	APos	TPos	Remark	Freq	Level	Line Margin	Level Factor	Loss Factor	Loss Factor	cm	deg		MHz	dBuV/m	dB	dBuV	dB/m	dB	dB	cm	deg	1 5732.87	51.74	68.20 -16.46	40.20	33.63	10.82	32.91	0.00	100	62 PEAK	Blank
Limit	Read	Ant	Cable	Preamp	Aux	APos	TPos	Remark																															
Freq	Level	Line Margin	Level Factor	Loss Factor	Loss Factor	cm	deg																																
MHz	dBuV/m	dB	dBuV	dB/m	dB	dB	cm	deg																															
1 5732.87	51.74	68.20 -16.46	40.20	33.63	10.82	32.91	0.00	100	62 PEAK																														



		25																																																																																	
Mode	Band Edge - L																																																																																		
	U-NII-2C_5.15-5.25_802.11n HT40_CH102_5510MHz																																																																																		
ANT	1																																																																																		
Pol.	Vertical	Fundamental																																																																																	
Peak	 <p>Level (dBuV/m)</p> <p>Frequency (MHz)</p> <p>Site : 03CH11-HY Condition: PEAK_BE(UNII)_B3 3m 91200_01620_230817 VERTICAL : RBW:1000.000kHz VBW:3000.000kHz SWT:Auto</p> <table border="1"> <thead> <tr> <th>Limit</th> <th>Read</th> <th>Ant</th> <th>Cable</th> <th>Preamp</th> <th>Aux</th> <th>APos</th> <th>TPos</th> <th>Remark</th> </tr> <tr> <th>Freq Level Line Margin</th> <th>Level Factor</th> <th>Loss Factor</th> <th>Loss Factor</th> <th>Factor</th> <th>Factor</th> <th>cm</th> <th>deg</th> <th></th> </tr> <tr> <th>MHz dBuV/m dB</th> <th>dB</th> <th>dB</th> <th>dB</th> <th>dB</th> <th>dB</th> <th>cm</th> <th>deg</th> <th></th> </tr> </thead> <tbody> <tr> <td>1 5454.64 59.39 74.00 -14.61</td> <td>48.64</td> <td>32.99</td> <td>10.60</td> <td>32.84</td> <td>0.00</td> <td>100</td> <td>196</td> <td>PEAK</td> </tr> <tr> <td>2 5470.00 65.63 68.20 -2.57</td> <td>54.89</td> <td>32.96</td> <td>10.62</td> <td>32.84</td> <td>0.00</td> <td>100</td> <td>196</td> <td>PEAK</td> </tr> </tbody> </table>	Limit	Read	Ant	Cable	Preamp	Aux	APos	TPos	Remark	Freq Level Line Margin	Level Factor	Loss Factor	Loss Factor	Factor	Factor	cm	deg		MHz dBuV/m dB	dB	dB	dB	dB	dB	cm	deg		1 5454.64 59.39 74.00 -14.61	48.64	32.99	10.60	32.84	0.00	100	196	PEAK	2 5470.00 65.63 68.20 -2.57	54.89	32.96	10.62	32.84	0.00	100	196	PEAK	 <p>Level (dBuV/m)</p> <p>Frequency (MHz)</p> <p>Site : 03CH11-HY Condition: PEAK(UNII) 3m 91200_01620_230817 VERTICAL : RBW:1000.000kHz VBW:3000.000kHz SWT:Auto</p> <table border="1"> <thead> <tr> <th>Limit</th> <th>Read</th> <th>Ant</th> <th>Cable</th> <th>Preamp</th> <th>Aux</th> <th>APos</th> <th>TPos</th> <th>Remark</th> </tr> <tr> <th>Freq Level Line Margin</th> <th>Level Factor</th> <th>Loss Factor</th> <th>Loss Factor</th> <th>Factor</th> <th>Factor</th> <th>cm</th> <th>deg</th> <th></th> </tr> <tr> <th>MHz dBuV/m dB</th> <th>dB</th> <th>dB</th> <th>dB</th> <th>dB</th> <th>dB</th> <th>cm</th> <th>deg</th> <th></th> </tr> </thead> <tbody> <tr> <td>1 5510.00 99.12</td> <td>88.40</td> <td>32.90</td> <td>10.66</td> <td>32.84</td> <td>0.00</td> <td>100</td> <td>196</td> <td>PEAK</td> </tr> </tbody> </table>	Limit	Read	Ant	Cable	Preamp	Aux	APos	TPos	Remark	Freq Level Line Margin	Level Factor	Loss Factor	Loss Factor	Factor	Factor	cm	deg		MHz dBuV/m dB	dB	dB	dB	dB	dB	cm	deg		1 5510.00 99.12	88.40	32.90	10.66	32.84	0.00	100	196	PEAK
	Limit	Read	Ant	Cable	Preamp	Aux	APos	TPos	Remark																																																																										
Freq Level Line Margin	Level Factor	Loss Factor	Loss Factor	Factor	Factor	cm	deg																																																																												
MHz dBuV/m dB	dB	dB	dB	dB	dB	cm	deg																																																																												
1 5454.64 59.39 74.00 -14.61	48.64	32.99	10.60	32.84	0.00	100	196	PEAK																																																																											
2 5470.00 65.63 68.20 -2.57	54.89	32.96	10.62	32.84	0.00	100	196	PEAK																																																																											
Limit	Read	Ant	Cable	Preamp	Aux	APos	TPos	Remark																																																																											
Freq Level Line Margin	Level Factor	Loss Factor	Loss Factor	Factor	Factor	cm	deg																																																																												
MHz dBuV/m dB	dB	dB	dB	dB	dB	cm	deg																																																																												
1 5510.00 99.12	88.40	32.90	10.66	32.84	0.00	100	196	PEAK																																																																											
Avg	 <p>Level (dBuV/m)</p> <p>Frequency (MHz)</p> <p>Site : 03CH11-HY Condition: AVG_BE(UNII)_B3 3m 91200_01620_230817 VERTICAL : RBW:1000.000kHz VBW:1.600kHz SWT:Auto</p> <table border="1"> <thead> <tr> <th>Limit</th> <th>Read</th> <th>Ant</th> <th>Cable</th> <th>Preamp</th> <th>Aux</th> <th>APos</th> <th>TPos</th> <th>Remark</th> </tr> <tr> <th>Freq Level Line Margin</th> <th>Level Factor</th> <th>Loss Factor</th> <th>Loss Factor</th> <th>Factor</th> <th>Factor</th> <th>cm</th> <th>deg</th> <th></th> </tr> <tr> <th>MHz dBuV/m dB</th> <th>dB</th> <th>dB</th> <th>dB</th> <th>dB</th> <th>dB</th> <th>cm</th> <th>deg</th> <th></th> </tr> </thead> <tbody> <tr> <td>1 5459.02 44.95 54.00 -9.05</td> <td>34.20</td> <td>32.90</td> <td>10.61</td> <td>32.84</td> <td>0.00</td> <td>100</td> <td>196</td> <td>AVERAGE</td> </tr> </tbody> </table>	Limit	Read	Ant	Cable	Preamp	Aux	APos	TPos	Remark	Freq Level Line Margin	Level Factor	Loss Factor	Loss Factor	Factor	Factor	cm	deg		MHz dBuV/m dB	dB	dB	dB	dB	dB	cm	deg		1 5459.02 44.95 54.00 -9.05	34.20	32.90	10.61	32.84	0.00	100	196	AVERAGE	 <p>Level (dBuV/m)</p> <p>Frequency (MHz)</p> <p>Site : 03CH11-HY Condition: AVG_54 3m 91200_01620_230817 VERTICAL : RBW:1000.000kHz VBW:1.600kHz SWT:Auto</p> <table border="1"> <thead> <tr> <th>Limit</th> <th>Read</th> <th>Ant</th> <th>Cable</th> <th>Preamp</th> <th>Aux</th> <th>APos</th> <th>TPos</th> <th>Remark</th> </tr> <tr> <th>Freq Level Line Margin</th> <th>Level Factor</th> <th>Loss Factor</th> <th>Loss Factor</th> <th>Factor</th> <th>Factor</th> <th>cm</th> <th>deg</th> <th></th> </tr> <tr> <th>MHz dBuV/m dB</th> <th>dB</th> <th>dB</th> <th>dB</th> <th>dB</th> <th>dB</th> <th>cm</th> <th>deg</th> <th></th> </tr> </thead> <tbody> <tr> <td>1 5510.00 92.73</td> <td>82.01</td> <td>32.90</td> <td>10.66</td> <td>32.84</td> <td>0.00</td> <td>100</td> <td>196</td> <td>AVERAGE</td> </tr> </tbody> </table>	Limit	Read	Ant	Cable	Preamp	Aux	APos	TPos	Remark	Freq Level Line Margin	Level Factor	Loss Factor	Loss Factor	Factor	Factor	cm	deg		MHz dBuV/m dB	dB	dB	dB	dB	dB	cm	deg		1 5510.00 92.73	82.01	32.90	10.66	32.84	0.00	100	196	AVERAGE									
	Limit	Read	Ant	Cable	Preamp	Aux	APos	TPos	Remark																																																																										
Freq Level Line Margin	Level Factor	Loss Factor	Loss Factor	Factor	Factor	cm	deg																																																																												
MHz dBuV/m dB	dB	dB	dB	dB	dB	cm	deg																																																																												
1 5459.02 44.95 54.00 -9.05	34.20	32.90	10.61	32.84	0.00	100	196	AVERAGE																																																																											
Limit	Read	Ant	Cable	Preamp	Aux	APos	TPos	Remark																																																																											
Freq Level Line Margin	Level Factor	Loss Factor	Loss Factor	Factor	Factor	cm	deg																																																																												
MHz dBuV/m dB	dB	dB	dB	dB	dB	cm	deg																																																																												
1 5510.00 92.73	82.01	32.90	10.66	32.84	0.00	100	196	AVERAGE																																																																											



Mode	25																																																																
	Band Edge - R																																																																
	U-NII-2C_5.15-5.25_802.11n HT40_CH102_5510MHz																																																																
ANT	1																																																																
Pol.	Vertical	Fundamental																																																															
Peak	<p>Site : 03CH11-HY Condition: PEAK_BE(U-NII)_B3 3m 91200_01620_230817 VERTICAL : RBW:1000.000kHz VBW:3000.000kHz SMT:Auto</p> <table border="1"> <thead> <tr> <th>Limit</th> <th>Read</th> <th>Ant</th> <th>Cable</th> <th>Preamp</th> <th>Aux</th> <th>APos</th> <th>TPos</th> <th>Remark</th> </tr> <tr> <th>Freq</th> <th>Level</th> <th>Line</th> <th>Margin</th> <th>Level</th> <th>Factor</th> <th>Loss</th> <th>Factor</th> <th>Factor</th> </tr> <tr> <th>MHz</th> <th>dBuV/m</th> <th>dBuV/m</th> <th>dB</th> <th>dBuV</th> <th>dB/m</th> <th>dB</th> <th>dB</th> <th>cm</th> </tr> </thead> <tbody> <tr> <td>1 5728.79</td> <td>51.64</td> <td>68.20</td> <td>-16.56</td> <td>40.11</td> <td>33.62</td> <td>10.82</td> <td>32.91</td> <td>0.00</td> </tr> <tr> <td></td> <td></td> <td></td> <td></td> <td></td> <td></td> <td></td> <td></td> <td>100</td> </tr> <tr> <td></td> <td></td> <td></td> <td></td> <td></td> <td></td> <td></td> <td></td> <td>196</td> </tr> <tr> <td></td> <td></td> <td></td> <td></td> <td></td> <td></td> <td></td> <td></td> <td>PEAK</td> </tr> </tbody> </table>	Limit	Read	Ant	Cable	Preamp	Aux	APos	TPos	Remark	Freq	Level	Line	Margin	Level	Factor	Loss	Factor	Factor	MHz	dBuV/m	dBuV/m	dB	dBuV	dB/m	dB	dB	cm	1 5728.79	51.64	68.20	-16.56	40.11	33.62	10.82	32.91	0.00									100									196									PEAK	Blank
Limit	Read	Ant	Cable	Preamp	Aux	APos	TPos	Remark																																																									
Freq	Level	Line	Margin	Level	Factor	Loss	Factor	Factor																																																									
MHz	dBuV/m	dBuV/m	dB	dBuV	dB/m	dB	dB	cm																																																									
1 5728.79	51.64	68.20	-16.56	40.11	33.62	10.82	32.91	0.00																																																									
								100																																																									
								196																																																									
								PEAK																																																									



Mode	25																																																																																																											
	Harmonic																																																																																																											
	U-NII-2C_5.15-5.25_802.11n HT40_CH102_5510MHz																																																																																																											
ANT	1																																																																																																											
Pol.	Horizontal	Vertical																																																																																																										
Peak Avg	<p>Site : 03CH11-HY Condition: PEAK(UNII) 3m 91200_01620_230817 HORIZONTAL</p> <table border="1"> <thead> <tr> <th>Limit</th> <th>Read</th> <th>Ant</th> <th>Cable</th> <th>Preamp</th> <th>Aux</th> <th>APos</th> <th>TPos</th> <th>Remark</th> </tr> <tr> <th>Freq</th> <th>Level</th> <th>Line Margin</th> <th>Level</th> <th>Factor</th> <th>Loss Factor</th> <th>Factor</th> <th></th> <th></th> </tr> <tr> <th>MHz</th> <th>dBuV/m</th> <th>dBuV/m</th> <th>dB</th> <th>dBuV</th> <th>dB/m</th> <th>dB</th> <th>dB</th> <th>dB</th> </tr> </thead> <tbody> <tr> <td>1</td> <td>11020.00</td> <td>46.58</td> <td>74.00</td> <td>-27.42</td> <td>51.36</td> <td>38.82</td> <td>17.75</td> <td>61.64</td> <td>0.29</td> <td>--</td> <td>--</td> <td>PEAK</td> </tr> <tr> <td>2</td> <td>16530.00</td> <td>47.25</td> <td>68.20</td> <td>-20.95</td> <td>46.17</td> <td>38.22</td> <td>22.46</td> <td>59.91</td> <td>0.31</td> <td>--</td> <td>--</td> <td>PEAK</td> </tr> </tbody> </table>	Limit	Read	Ant	Cable	Preamp	Aux	APos	TPos	Remark	Freq	Level	Line Margin	Level	Factor	Loss Factor	Factor			MHz	dBuV/m	dBuV/m	dB	dBuV	dB/m	dB	dB	dB	1	11020.00	46.58	74.00	-27.42	51.36	38.82	17.75	61.64	0.29	--	--	PEAK	2	16530.00	47.25	68.20	-20.95	46.17	38.22	22.46	59.91	0.31	--	--	PEAK	<p>Site : 03CH11-HY Condition: PEAK(UNII) 3m 91200_01620_230817 VERTICAL</p> <table border="1"> <thead> <tr> <th>Limit</th> <th>Read</th> <th>Ant</th> <th>Cable</th> <th>Preamp</th> <th>Aux</th> <th>APos</th> <th>TPos</th> <th>Remark</th> </tr> <tr> <th>Freq</th> <th>Level</th> <th>Line Margin</th> <th>Level</th> <th>Factor</th> <th>Loss Factor</th> <th>Factor</th> <th></th> <th></th> </tr> <tr> <th>MHz</th> <th>dBuV/m</th> <th>dBuV/m</th> <th>dB</th> <th>dBuV</th> <th>dB/m</th> <th>dB</th> <th>dB</th> <th>dB</th> </tr> </thead> <tbody> <tr> <td>1</td> <td>11020.00</td> <td>46.62</td> <td>74.00</td> <td>-27.38</td> <td>51.40</td> <td>38.82</td> <td>17.75</td> <td>61.64</td> <td>0.29</td> <td>--</td> <td>--</td> <td>PEAK</td> </tr> <tr> <td>2</td> <td>16530.00</td> <td>47.43</td> <td>68.20</td> <td>-20.77</td> <td>46.35</td> <td>38.22</td> <td>22.46</td> <td>59.91</td> <td>0.31</td> <td>--</td> <td>--</td> <td>PEAK</td> </tr> </tbody> </table>	Limit	Read	Ant	Cable	Preamp	Aux	APos	TPos	Remark	Freq	Level	Line Margin	Level	Factor	Loss Factor	Factor			MHz	dBuV/m	dBuV/m	dB	dBuV	dB/m	dB	dB	dB	1	11020.00	46.62	74.00	-27.38	51.40	38.82	17.75	61.64	0.29	--	--	PEAK	2	16530.00	47.43	68.20	-20.77	46.35	38.22	22.46	59.91	0.31	--	--	PEAK
	Limit	Read	Ant	Cable	Preamp	Aux	APos	TPos	Remark																																																																																																			
Freq	Level	Line Margin	Level	Factor	Loss Factor	Factor																																																																																																						
MHz	dBuV/m	dBuV/m	dB	dBuV	dB/m	dB	dB	dB																																																																																																				
1	11020.00	46.58	74.00	-27.42	51.36	38.82	17.75	61.64	0.29	--	--	PEAK																																																																																																
2	16530.00	47.25	68.20	-20.95	46.17	38.22	22.46	59.91	0.31	--	--	PEAK																																																																																																
Limit	Read	Ant	Cable	Preamp	Aux	APos	TPos	Remark																																																																																																				
Freq	Level	Line Margin	Level	Factor	Loss Factor	Factor																																																																																																						
MHz	dBuV/m	dBuV/m	dB	dBuV	dB/m	dB	dB	dB																																																																																																				
1	11020.00	46.62	74.00	-27.38	51.40	38.82	17.75	61.64	0.29	--	--	PEAK																																																																																																
2	16530.00	47.43	68.20	-20.77	46.35	38.22	22.46	59.91	0.31	--	--	PEAK																																																																																																



	25	
Mode	Harmonic	
	U-NII-2C_5.15-5.25_802.11n HT40_CH102_5510MHz	
ANT	1	
Pol.	Horizontal	Vertical
14.47G ~14.5G Avg	<p>Site : 03CH11-HY Condition: AVG_54 3m 91200_01620_230817 HORIZONTAL</p>	<p>Site : 03CH11-HY Condition: AVG_54 3m 91200_01620_230817 VERTICAL</p>
17.7G ~18G Avg	<p>Site : 03CH11-HY Condition: AVG_54 3m 91200_01620_230817 HORIZONTAL</p>	<p>Site : 03CH11-HY Condition: AVG_54 3m 91200_01620_230817 VERTICAL</p>



	26																																																													
Mode	Band Edge - L																																																													
	U-NII-2C_5.15-5.25_802.11n HT40_CH110_5550MHz																																																													
ANT	1																																																													
Pol.	Horizontal	Fundamental																																																												
Peak	<p>Site : 03CH11-HY Condition: PEAK_BE(UNII)_B3 3m 91200_01620_230817 HORIZONTAL : RBW:1000.000kHz VBW:3000.000kHz SWT:Auto</p> <table border="1"> <thead> <tr> <th>Peak</th> <th>Freq (MHz)</th> <th>Level (dBuV/m)</th> <th>Line Margin (dB)</th> <th>Read Level (dBuV/m)</th> <th>Ant Factor (dB)</th> <th>Cable Loss (dB)</th> <th>Preamp (dB)</th> <th>Aux (dB)</th> <th>APos (cm)</th> <th>TPos (deg)</th> <th>Remark</th> </tr> </thead> <tbody> <tr> <td>1</td> <td>5447.00</td> <td>53.11</td> <td>-20.89</td> <td>42.37</td> <td>32.99</td> <td>10.59</td> <td>32.84</td> <td>0.00</td> <td>100</td> <td>57</td> <td>PEAK</td> </tr> <tr> <td>2</td> <td>5462.60</td> <td>52.27</td> <td>-15.93</td> <td>41.53</td> <td>32.97</td> <td>10.61</td> <td>32.84</td> <td>0.00</td> <td>100</td> <td>57</td> <td>PEAK</td> </tr> </tbody> </table>	Peak	Freq (MHz)	Level (dBuV/m)	Line Margin (dB)	Read Level (dBuV/m)	Ant Factor (dB)	Cable Loss (dB)	Preamp (dB)	Aux (dB)	APos (cm)	TPos (deg)	Remark	1	5447.00	53.11	-20.89	42.37	32.99	10.59	32.84	0.00	100	57	PEAK	2	5462.60	52.27	-15.93	41.53	32.97	10.61	32.84	0.00	100	57	PEAK	<p>Site : 03CH11-HY Condition: PEAK(UNII) 3m 91200_01620_230817 HORIZONTAL : RBW:1000.000kHz VBW:3000.000kHz SWT:Auto</p> <table border="1"> <thead> <tr> <th>Peak</th> <th>Freq (MHz)</th> <th>Level (dBuV/m)</th> <th>Line Margin (dB)</th> <th>Read Level (dBuV/m)</th> <th>Ant Factor (dB)</th> <th>Cable Loss (dB)</th> <th>Preamp (dB)</th> <th>Aux (dB)</th> <th>APos (cm)</th> <th>TPos (deg)</th> <th>Remark</th> </tr> </thead> <tbody> <tr> <td>1</td> <td>5550.00</td> <td>99.57</td> <td>-----</td> <td>88.81</td> <td>32.91</td> <td>10.71</td> <td>32.86</td> <td>0.00</td> <td>100</td> <td>57</td> <td>PEAK</td> </tr> </tbody> </table>	Peak	Freq (MHz)	Level (dBuV/m)	Line Margin (dB)	Read Level (dBuV/m)	Ant Factor (dB)	Cable Loss (dB)	Preamp (dB)	Aux (dB)	APos (cm)	TPos (deg)	Remark	1	5550.00	99.57	-----	88.81	32.91	10.71	32.86	0.00	100	57	PEAK
Peak	Freq (MHz)	Level (dBuV/m)	Line Margin (dB)	Read Level (dBuV/m)	Ant Factor (dB)	Cable Loss (dB)	Preamp (dB)	Aux (dB)	APos (cm)	TPos (deg)	Remark																																																			
1	5447.00	53.11	-20.89	42.37	32.99	10.59	32.84	0.00	100	57	PEAK																																																			
2	5462.60	52.27	-15.93	41.53	32.97	10.61	32.84	0.00	100	57	PEAK																																																			
Peak	Freq (MHz)	Level (dBuV/m)	Line Margin (dB)	Read Level (dBuV/m)	Ant Factor (dB)	Cable Loss (dB)	Preamp (dB)	Aux (dB)	APos (cm)	TPos (deg)	Remark																																																			
1	5550.00	99.57	-----	88.81	32.91	10.71	32.86	0.00	100	57	PEAK																																																			
Avg	<p>Site : 03CH11-HY Condition: AVG_BE(UNII)_B3 3m 91200_01620_230817 HORIZONTAL : RBW:1000.000kHz VBW:1.600kHz SWT:Auto</p> <table border="1"> <thead> <tr> <th>Peak</th> <th>Freq (MHz)</th> <th>Level (dBuV/m)</th> <th>Line Margin (dB)</th> <th>Read Level (dBuV/m)</th> <th>Ant Factor (dB)</th> <th>Cable Loss (dB)</th> <th>Preamp (dB)</th> <th>Aux (dB)</th> <th>APos (cm)</th> <th>TPos (deg)</th> <th>Remark</th> </tr> </thead> <tbody> <tr> <td>1</td> <td>5459.60</td> <td>43.76</td> <td>-10.24</td> <td>33.01</td> <td>32.98</td> <td>10.61</td> <td>32.84</td> <td>0.00</td> <td>100</td> <td>57</td> <td>AVERAGE</td> </tr> </tbody> </table>	Peak	Freq (MHz)	Level (dBuV/m)	Line Margin (dB)	Read Level (dBuV/m)	Ant Factor (dB)	Cable Loss (dB)	Preamp (dB)	Aux (dB)	APos (cm)	TPos (deg)	Remark	1	5459.60	43.76	-10.24	33.01	32.98	10.61	32.84	0.00	100	57	AVERAGE	<p>Site : 03CH11-HY Condition: AVG_54 3m 91200_01620_230817 HORIZONTAL : RBW:1000.000kHz VBW:1.600kHz SWT:Auto</p> <table border="1"> <thead> <tr> <th>Peak</th> <th>Freq (MHz)</th> <th>Level (dBuV/m)</th> <th>Line Margin (dB)</th> <th>Read Level (dBuV/m)</th> <th>Ant Factor (dB)</th> <th>Cable Loss (dB)</th> <th>Preamp (dB)</th> <th>Aux (dB)</th> <th>APos (cm)</th> <th>TPos (deg)</th> <th>Remark</th> </tr> </thead> <tbody> <tr> <td>1</td> <td>5550.00</td> <td>92.82</td> <td>-----</td> <td>82.06</td> <td>32.91</td> <td>10.71</td> <td>32.86</td> <td>0.00</td> <td>100</td> <td>57</td> <td>AVERAGE</td> </tr> </tbody> </table>	Peak	Freq (MHz)	Level (dBuV/m)	Line Margin (dB)	Read Level (dBuV/m)	Ant Factor (dB)	Cable Loss (dB)	Preamp (dB)	Aux (dB)	APos (cm)	TPos (deg)	Remark	1	5550.00	92.82	-----	82.06	32.91	10.71	32.86	0.00	100	57	AVERAGE												
Peak	Freq (MHz)	Level (dBuV/m)	Line Margin (dB)	Read Level (dBuV/m)	Ant Factor (dB)	Cable Loss (dB)	Preamp (dB)	Aux (dB)	APos (cm)	TPos (deg)	Remark																																																			
1	5459.60	43.76	-10.24	33.01	32.98	10.61	32.84	0.00	100	57	AVERAGE																																																			
Peak	Freq (MHz)	Level (dBuV/m)	Line Margin (dB)	Read Level (dBuV/m)	Ant Factor (dB)	Cable Loss (dB)	Preamp (dB)	Aux (dB)	APos (cm)	TPos (deg)	Remark																																																			
1	5550.00	92.82	-----	82.06	32.91	10.71	32.86	0.00	100	57	AVERAGE																																																			



Mode	26																																					
	Band Edge - R																																					
	U-NII-2C_5.15-5.25_802.11n HT40_CH110_5550MHz																																					
ANT	1																																					
Pol.	Horizontal	Fundamental																																				
Peak	<p>Site : 03CH11-HY Condition: PEAK_BE(UNII)_B3 3m 91200_01620_230817 HORIZONTAL : RBW:1000.000kHz VBW:3000.000kHz SMT:Auto</p> <table border="1"> <thead> <tr> <th>Limit</th> <th>Read</th> <th>Ant</th> <th>Cable</th> <th>Preamp</th> <th>Aux</th> <th>APos</th> <th>TPos</th> <th>Remark</th> </tr> <tr> <th>Freq</th> <th>Level</th> <th>Line</th> <th>Margin</th> <th>Level</th> <th>Factor</th> <th>Loss</th> <th>Factor</th> <th>Factor</th> </tr> <tr> <th>MHz</th> <th>dBuV/m</th> <th>dBuV/m</th> <th>dB</th> <th>dBuV</th> <th>dB/m</th> <th>dB</th> <th>dB</th> <th>dB</th> </tr> </thead> <tbody> <tr> <td>1 5739.85</td> <td>52.68</td> <td>68.20</td> <td>-15.52</td> <td>41.12</td> <td>33.66</td> <td>10.82</td> <td>32.92</td> <td>0.00</td> </tr> </tbody> </table>	Limit	Read	Ant	Cable	Preamp	Aux	APos	TPos	Remark	Freq	Level	Line	Margin	Level	Factor	Loss	Factor	Factor	MHz	dBuV/m	dBuV/m	dB	dBuV	dB/m	dB	dB	dB	1 5739.85	52.68	68.20	-15.52	41.12	33.66	10.82	32.92	0.00	Blank
Limit	Read	Ant	Cable	Preamp	Aux	APos	TPos	Remark																														
Freq	Level	Line	Margin	Level	Factor	Loss	Factor	Factor																														
MHz	dBuV/m	dBuV/m	dB	dBuV	dB/m	dB	dB	dB																														
1 5739.85	52.68	68.20	-15.52	41.12	33.66	10.82	32.92	0.00																														



		26																																																																																	
Mode	Band Edge - L																																																																																		
	U-NII-2C_5.15-5.25_802.11n HT40_CH110_5550MHz																																																																																		
ANT	1																																																																																		
Pol.	Vertical	Fundamental																																																																																	
Peak	<p>Site : 03CH11-HY Condition: PEAK_BE(UNII)_B3 3m 91200_01620_230817 VERTICAL : RBW:1000.000kHz VBW:3000.000kHz SWT:Auto</p> <table border="1"> <thead> <tr> <th>Limit</th> <th>Read</th> <th>Ant</th> <th>Cable</th> <th>Preamp</th> <th>Aux</th> <th>APos</th> <th>TPos</th> <th>Remark</th> </tr> <tr> <th>Freq Level Line Margin</th> <th>Level Factor</th> <th>Loss Factor</th> <th>Loss Factor</th> <th>Factor</th> <th>Factor</th> <th>cm</th> <th>deg</th> <th></th> </tr> <tr> <th>MHz dBuV/m dB</th> <th>dB</th> <th>dB</th> <th>dB</th> <th>dB</th> <th>dB</th> <th></th> <th></th> <th></th> </tr> </thead> <tbody> <tr> <td>1 5448.60 52.19 74.00 -21.81</td> <td>41.44</td> <td>33.00</td> <td>10.59</td> <td>32.84</td> <td>0.00</td> <td>300</td> <td>124</td> <td>PEAK</td> </tr> <tr> <td>2 5470.00 53.82 68.20 -14.38</td> <td>43.00</td> <td>32.96</td> <td>10.62</td> <td>32.84</td> <td>0.00</td> <td>300</td> <td>124</td> <td>PEAK</td> </tr> </tbody> </table>	Limit	Read	Ant	Cable	Preamp	Aux	APos	TPos	Remark	Freq Level Line Margin	Level Factor	Loss Factor	Loss Factor	Factor	Factor	cm	deg		MHz dBuV/m dB	dB	dB	dB	dB	dB				1 5448.60 52.19 74.00 -21.81	41.44	33.00	10.59	32.84	0.00	300	124	PEAK	2 5470.00 53.82 68.20 -14.38	43.00	32.96	10.62	32.84	0.00	300	124	PEAK	<p>Site : 03CH11-HY Condition: PEAK(UNII) 3m 91200_01620_230817 VERTICAL : RBW:1000.000kHz VBW:3000.000kHz SWT:Auto</p> <table border="1"> <thead> <tr> <th>Limit</th> <th>Read</th> <th>Ant</th> <th>Cable</th> <th>Preamp</th> <th>Aux</th> <th>APos</th> <th>TPos</th> <th>Remark</th> </tr> <tr> <th>Freq Level Line Margin</th> <th>Level Factor</th> <th>Loss Factor</th> <th>Loss Factor</th> <th>Factor</th> <th>Factor</th> <th>cm</th> <th>deg</th> <th></th> </tr> <tr> <th>MHz dBuV/m dB</th> <th>dB</th> <th>dB</th> <th>dB</th> <th>dB</th> <th>dB</th> <th></th> <th></th> <th></th> </tr> </thead> <tbody> <tr> <td>1 5550.00 99.21</td> <td>-----</td> <td>88.46</td> <td>32.90</td> <td>10.70</td> <td>32.85</td> <td>0.00</td> <td>300</td> <td>124 PEAK</td> </tr> </tbody> </table>	Limit	Read	Ant	Cable	Preamp	Aux	APos	TPos	Remark	Freq Level Line Margin	Level Factor	Loss Factor	Loss Factor	Factor	Factor	cm	deg		MHz dBuV/m dB	dB	dB	dB	dB	dB				1 5550.00 99.21	-----	88.46	32.90	10.70	32.85	0.00	300	124 PEAK
	Limit	Read	Ant	Cable	Preamp	Aux	APos	TPos	Remark																																																																										
Freq Level Line Margin	Level Factor	Loss Factor	Loss Factor	Factor	Factor	cm	deg																																																																												
MHz dBuV/m dB	dB	dB	dB	dB	dB																																																																														
1 5448.60 52.19 74.00 -21.81	41.44	33.00	10.59	32.84	0.00	300	124	PEAK																																																																											
2 5470.00 53.82 68.20 -14.38	43.00	32.96	10.62	32.84	0.00	300	124	PEAK																																																																											
Limit	Read	Ant	Cable	Preamp	Aux	APos	TPos	Remark																																																																											
Freq Level Line Margin	Level Factor	Loss Factor	Loss Factor	Factor	Factor	cm	deg																																																																												
MHz dBuV/m dB	dB	dB	dB	dB	dB																																																																														
1 5550.00 99.21	-----	88.46	32.90	10.70	32.85	0.00	300	124 PEAK																																																																											
Avg	<p>Site : 03CH11-HY Condition: AVG_BE(UNII)_B3 3m 91200_01620_230817 VERTICAL : RBW:1000.000kHz VBW:1.600kHz SWT:Auto</p> <table border="1"> <thead> <tr> <th>Limit</th> <th>Read</th> <th>Ant</th> <th>Cable</th> <th>Preamp</th> <th>Aux</th> <th>APos</th> <th>TPos</th> <th>Remark</th> </tr> <tr> <th>Freq Level Line Margin</th> <th>Level Factor</th> <th>Loss Factor</th> <th>Loss Factor</th> <th>Factor</th> <th>Factor</th> <th>cm</th> <th>deg</th> <th></th> </tr> <tr> <th>MHz dBuV/m dB</th> <th>dB</th> <th>dB</th> <th>dB</th> <th>dB</th> <th>dB</th> <th></th> <th></th> <th></th> </tr> </thead> <tbody> <tr> <td>1 5454.80 42.83 54.00 -11.17</td> <td>32.00</td> <td>32.99</td> <td>10.60</td> <td>32.84</td> <td>0.00</td> <td>300</td> <td>124</td> <td>AVERAGE</td> </tr> </tbody> </table>	Limit	Read	Ant	Cable	Preamp	Aux	APos	TPos	Remark	Freq Level Line Margin	Level Factor	Loss Factor	Loss Factor	Factor	Factor	cm	deg		MHz dBuV/m dB	dB	dB	dB	dB	dB				1 5454.80 42.83 54.00 -11.17	32.00	32.99	10.60	32.84	0.00	300	124	AVERAGE	<p>Site : 03CH11-HY Condition: AVG_54 3m 91200_01620_230817 VERTICAL : RBW:1000.000kHz VBW:1.600kHz SWT:Auto</p> <table border="1"> <thead> <tr> <th>Limit</th> <th>Read</th> <th>Ant</th> <th>Cable</th> <th>Preamp</th> <th>Aux</th> <th>APos</th> <th>TPos</th> <th>Remark</th> </tr> <tr> <th>Freq Level Line Margin</th> <th>Level Factor</th> <th>Loss Factor</th> <th>Loss Factor</th> <th>Factor</th> <th>Factor</th> <th>cm</th> <th>deg</th> <th></th> </tr> <tr> <th>MHz dBuV/m dB</th> <th>dB</th> <th>dB</th> <th>dB</th> <th>dB</th> <th>dB</th> <th></th> <th></th> <th></th> </tr> </thead> <tbody> <tr> <td>1 5550.00 92.66</td> <td>-----</td> <td>81.92</td> <td>32.90</td> <td>10.70</td> <td>32.86</td> <td>0.00</td> <td>300</td> <td>124 AVERAGE</td> </tr> </tbody> </table>	Limit	Read	Ant	Cable	Preamp	Aux	APos	TPos	Remark	Freq Level Line Margin	Level Factor	Loss Factor	Loss Factor	Factor	Factor	cm	deg		MHz dBuV/m dB	dB	dB	dB	dB	dB				1 5550.00 92.66	-----	81.92	32.90	10.70	32.86	0.00	300	124 AVERAGE									
	Limit	Read	Ant	Cable	Preamp	Aux	APos	TPos	Remark																																																																										
Freq Level Line Margin	Level Factor	Loss Factor	Loss Factor	Factor	Factor	cm	deg																																																																												
MHz dBuV/m dB	dB	dB	dB	dB	dB																																																																														
1 5454.80 42.83 54.00 -11.17	32.00	32.99	10.60	32.84	0.00	300	124	AVERAGE																																																																											
Limit	Read	Ant	Cable	Preamp	Aux	APos	TPos	Remark																																																																											
Freq Level Line Margin	Level Factor	Loss Factor	Loss Factor	Factor	Factor	cm	deg																																																																												
MHz dBuV/m dB	dB	dB	dB	dB	dB																																																																														
1 5550.00 92.66	-----	81.92	32.90	10.70	32.86	0.00	300	124 AVERAGE																																																																											



Mode	26																																										
	Band Edge - R																																										
	U-NII-2C_5.15-5.25_802.11n HT40_CH110_5550MHz																																										
ANT	1																																										
Pol.	Vertical	Fundamental																																									
Peak	<p>Site : 03CH11-HY Condition: PEAK_BE(UNII)_B3 3m 91200_01620_230817 VERTICAL : RBW:1000.000kHz VBW:3000.000kHz SMT:Auto</p> <table border="1"> <thead> <tr> <th>Limit</th> <th>Read</th> <th>Ant</th> <th>Cable</th> <th>Preamp</th> <th>Aux</th> <th>APos</th> <th>TPos</th> <th>Remark</th> </tr> <tr> <th>Freq</th> <th>Level</th> <th>Line</th> <th>Margin</th> <th>Level</th> <th>Factor</th> <th>Loss</th> <th>Factor</th> <th>Factor</th> </tr> <tr> <th>MHz</th> <th>dBuV/m</th> <th>dBuV/m</th> <th>dB</th> <th>dBuV</th> <th>dB/m</th> <th>dB</th> <th>dB</th> <th>dB</th> <th>cm</th> <th>deg</th> </tr> </thead> <tbody> <tr> <td>1 5742.64</td> <td>52.20</td> <td>68.20</td> <td>-16.00</td> <td>40.63</td> <td>33.67</td> <td>10.82</td> <td>32.92</td> <td>0.00</td> <td>300</td> <td>124</td> <td>PEAK</td> </tr> </tbody> </table>	Limit	Read	Ant	Cable	Preamp	Aux	APos	TPos	Remark	Freq	Level	Line	Margin	Level	Factor	Loss	Factor	Factor	MHz	dBuV/m	dBuV/m	dB	dBuV	dB/m	dB	dB	dB	cm	deg	1 5742.64	52.20	68.20	-16.00	40.63	33.67	10.82	32.92	0.00	300	124	PEAK	Blank
Limit	Read	Ant	Cable	Preamp	Aux	APos	TPos	Remark																																			
Freq	Level	Line	Margin	Level	Factor	Loss	Factor	Factor																																			
MHz	dBuV/m	dBuV/m	dB	dBuV	dB/m	dB	dB	dB	cm	deg																																	
1 5742.64	52.20	68.20	-16.00	40.63	33.67	10.82	32.92	0.00	300	124	PEAK																																



Mode	26																																																																																																											
	Harmonic																																																																																																											
	U-NII-2C_5.15-5.25_802.11n HT40_CH110_5550MHz																																																																																																											
ANT	1																																																																																																											
Pol.	Horizontal	Vertical																																																																																																										
Peak Avg	<p>Site : 03CH11-HY Condition: PEAK(UNII) 3m 91200_01620_230817 HORIZONTAL</p> <table border="1"> <thead> <tr> <th>Limit</th> <th>Read</th> <th>Ant</th> <th>Cable</th> <th>Preamp</th> <th>Aux</th> <th>APos</th> <th>TPos</th> <th>Remark</th> </tr> <tr> <th>Freq</th> <th>Level</th> <th>Line</th> <th>Margin</th> <th>Level</th> <th>Factor</th> <th>Loss</th> <th>Factor</th> <th>Factor</th> </tr> <tr> <th>MHz</th> <th>dBuV/m</th> <th>dBuV/m</th> <th>dB</th> <th>dBuV</th> <th>dB/m</th> <th>dB</th> <th>dB</th> <th>dB</th> </tr> </thead> <tbody> <tr> <td>1</td> <td>11100.00</td> <td>47.04</td> <td>74.00</td> <td>-26.96</td> <td>51.90</td> <td>38.70</td> <td>17.83</td> <td>61.68</td> <td>0.29</td> <td>--</td> <td>--</td> <td>PEAK</td> </tr> <tr> <td>2</td> <td>16650.00</td> <td>47.54</td> <td>68.20</td> <td>-20.66</td> <td>45.95</td> <td>38.30</td> <td>22.61</td> <td>59.64</td> <td>0.32</td> <td>--</td> <td>--</td> <td>PEAK</td> </tr> </tbody> </table>	Limit	Read	Ant	Cable	Preamp	Aux	APos	TPos	Remark	Freq	Level	Line	Margin	Level	Factor	Loss	Factor	Factor	MHz	dBuV/m	dBuV/m	dB	dBuV	dB/m	dB	dB	dB	1	11100.00	47.04	74.00	-26.96	51.90	38.70	17.83	61.68	0.29	--	--	PEAK	2	16650.00	47.54	68.20	-20.66	45.95	38.30	22.61	59.64	0.32	--	--	PEAK	<p>Site : 03CH11-HY Condition: PEAK(UNII) 3m 91200_01620_230817 VERTICAL</p> <table border="1"> <thead> <tr> <th>Limit</th> <th>Read</th> <th>Ant</th> <th>Cable</th> <th>Preamp</th> <th>Aux</th> <th>APos</th> <th>TPos</th> <th>Remark</th> </tr> <tr> <th>Freq</th> <th>Level</th> <th>Line</th> <th>Margin</th> <th>Level</th> <th>Factor</th> <th>Loss</th> <th>Factor</th> <th>Factor</th> </tr> <tr> <th>MHz</th> <th>dBuV/m</th> <th>dBuV/m</th> <th>dB</th> <th>dBuV</th> <th>dB/m</th> <th>dB</th> <th>dB</th> <th>dB</th> </tr> </thead> <tbody> <tr> <td>1</td> <td>11100.00</td> <td>47.68</td> <td>74.00</td> <td>-26.32</td> <td>52.54</td> <td>38.70</td> <td>17.83</td> <td>61.68</td> <td>0.29</td> <td>--</td> <td>--</td> <td>PEAK</td> </tr> <tr> <td>2</td> <td>16650.00</td> <td>47.75</td> <td>68.20</td> <td>-20.45</td> <td>46.16</td> <td>38.30</td> <td>22.61</td> <td>59.64</td> <td>0.32</td> <td>--</td> <td>--</td> <td>PEAK</td> </tr> </tbody> </table>	Limit	Read	Ant	Cable	Preamp	Aux	APos	TPos	Remark	Freq	Level	Line	Margin	Level	Factor	Loss	Factor	Factor	MHz	dBuV/m	dBuV/m	dB	dBuV	dB/m	dB	dB	dB	1	11100.00	47.68	74.00	-26.32	52.54	38.70	17.83	61.68	0.29	--	--	PEAK	2	16650.00	47.75	68.20	-20.45	46.16	38.30	22.61	59.64	0.32	--	--	PEAK
	Limit	Read	Ant	Cable	Preamp	Aux	APos	TPos	Remark																																																																																																			
Freq	Level	Line	Margin	Level	Factor	Loss	Factor	Factor																																																																																																				
MHz	dBuV/m	dBuV/m	dB	dBuV	dB/m	dB	dB	dB																																																																																																				
1	11100.00	47.04	74.00	-26.96	51.90	38.70	17.83	61.68	0.29	--	--	PEAK																																																																																																
2	16650.00	47.54	68.20	-20.66	45.95	38.30	22.61	59.64	0.32	--	--	PEAK																																																																																																
Limit	Read	Ant	Cable	Preamp	Aux	APos	TPos	Remark																																																																																																				
Freq	Level	Line	Margin	Level	Factor	Loss	Factor	Factor																																																																																																				
MHz	dBuV/m	dBuV/m	dB	dBuV	dB/m	dB	dB	dB																																																																																																				
1	11100.00	47.68	74.00	-26.32	52.54	38.70	17.83	61.68	0.29	--	--	PEAK																																																																																																
2	16650.00	47.75	68.20	-20.45	46.16	38.30	22.61	59.64	0.32	--	--	PEAK																																																																																																



	26	
Mode	Harmonic	
	U-NII-2C_5.15-5.25_802.11n HT40_CH110_5550MHz	
ANT	1	
Pol.	Horizontal	Vertical
14.47G ~14.5G Avg	<p>Site : 03CH11-HY Condition: AVG_54 3m 91200_01620_230817 HORIZONTAL</p>	<p>Site : 03CH11-HY Condition: AVG_54 3m 91200_01620_230817 VERTICAL</p>
	<p>Site : 03CH11-HY Condition: AVG_54 3m 91200_01620_230817 HORIZONTAL</p>	<p>Site : 03CH11-HY Condition: AVG_54 3m 91200_01620_230817 VERTICAL</p>



	27																																																																																												
Mode	Band Edge - L																																																																																												
	U-NII-2C_5.15-5.25_802.11n HT40_CH134_5670MHz																																																																																												
ANT	1																																																																																												
Pol.	Horizontal	Fundamental																																																																																											
Peak	<p>Site : 03CH11-HY Condition: PEAK_BE(UNII)_B3 3m 91200_01620_230817 HORIZONTAL : RBW:1000.000kHz VBW:3000.000kHz SMT:Auto</p> <table border="1"> <thead> <tr> <th>Peak</th> <th>Freq</th> <th>Level</th> <th>Limit</th> <th>Line Margin</th> <th>Read Level</th> <th>Ant Factor</th> <th>Cable Loss</th> <th>Preamp Factor</th> <th>Aux Factor</th> <th>APos</th> <th>TPos</th> <th>Remark</th> </tr> <tr> <th></th> <th>MHz</th> <th>dBuV/m</th> <th>dBuV/m</th> <th>dB</th> <th>dBuV</th> <th>dB/m</th> <th>dB</th> <th>dB</th> <th>dB</th> <th>cm</th> <th>deg</th> <th></th> </tr> </thead> <tbody> <tr> <td>1</td> <td>5403.76</td> <td>51.38</td> <td>74.00</td> <td>-22.62</td> <td>40.78</td> <td>32.91</td> <td>10.54</td> <td>32.85</td> <td>0.00</td> <td>117</td> <td>65</td> <td>PEAK</td> </tr> <tr> <td>2</td> <td>5469.36</td> <td>50.97</td> <td>68.20</td> <td>-17.23</td> <td>40.23</td> <td>32.96</td> <td>10.62</td> <td>32.84</td> <td>0.00</td> <td>117</td> <td>65</td> <td>PEAK</td> </tr> </tbody> </table>	Peak	Freq	Level	Limit	Line Margin	Read Level	Ant Factor	Cable Loss	Preamp Factor	Aux Factor	APos	TPos	Remark		MHz	dBuV/m	dBuV/m	dB	dBuV	dB/m	dB	dB	dB	cm	deg		1	5403.76	51.38	74.00	-22.62	40.78	32.91	10.54	32.85	0.00	117	65	PEAK	2	5469.36	50.97	68.20	-17.23	40.23	32.96	10.62	32.84	0.00	117	65	PEAK	<p>Site : 03CH11-HY Condition: PEAK(UNII) 3m 91200_01620_230817 HORIZONTAL : RBW:1000.000kHz VBW:3000.000kHz SMT:Auto</p> <table border="1"> <thead> <tr> <th>Peak</th> <th>Freq</th> <th>Level</th> <th>Limit</th> <th>Line Margin</th> <th>Read Level</th> <th>Ant Factor</th> <th>Cable Loss</th> <th>Preamp Factor</th> <th>Aux Factor</th> <th>APos</th> <th>TPos</th> <th>Remark</th> </tr> <tr> <th></th> <th>MHz</th> <th>dBuV/m</th> <th>dBuV/m</th> <th>dB</th> <th>dBuV</th> <th>dB/m</th> <th>dB</th> <th>dB</th> <th>dB</th> <th>cm</th> <th>deg</th> <th></th> </tr> </thead> <tbody> <tr> <td>1</td> <td>5670.00</td> <td>98.89</td> <td>-----</td> <td>-----</td> <td>87.75</td> <td>33.24</td> <td>10.79</td> <td>32.89</td> <td>0.00</td> <td>117</td> <td>65</td> <td>PEAK</td> </tr> </tbody> </table>	Peak	Freq	Level	Limit	Line Margin	Read Level	Ant Factor	Cable Loss	Preamp Factor	Aux Factor	APos	TPos	Remark		MHz	dBuV/m	dBuV/m	dB	dBuV	dB/m	dB	dB	dB	cm	deg		1	5670.00	98.89	-----	-----	87.75	33.24	10.79	32.89	0.00	117	65	PEAK
Peak	Freq	Level	Limit	Line Margin	Read Level	Ant Factor	Cable Loss	Preamp Factor	Aux Factor	APos	TPos	Remark																																																																																	
	MHz	dBuV/m	dBuV/m	dB	dBuV	dB/m	dB	dB	dB	cm	deg																																																																																		
1	5403.76	51.38	74.00	-22.62	40.78	32.91	10.54	32.85	0.00	117	65	PEAK																																																																																	
2	5469.36	50.97	68.20	-17.23	40.23	32.96	10.62	32.84	0.00	117	65	PEAK																																																																																	
Peak	Freq	Level	Limit	Line Margin	Read Level	Ant Factor	Cable Loss	Preamp Factor	Aux Factor	APos	TPos	Remark																																																																																	
	MHz	dBuV/m	dBuV/m	dB	dBuV	dB/m	dB	dB	dB	cm	deg																																																																																		
1	5670.00	98.89	-----	-----	87.75	33.24	10.79	32.89	0.00	117	65	PEAK																																																																																	
Avg	<p>Site : 03CH11-HY Condition: AVG_BE(UNII)_B3 3m 91200_01620_230817 HORIZONTAL : RBW:1000.000kHz VBW:1.600kHz SMT:Auto</p> <table border="1"> <thead> <tr> <th>Peak</th> <th>Freq</th> <th>Level</th> <th>Limit</th> <th>Line Margin</th> <th>Read Level</th> <th>Ant Factor</th> <th>Cable Loss</th> <th>Preamp Factor</th> <th>Aux Factor</th> <th>APos</th> <th>TPos</th> <th>Remark</th> </tr> <tr> <th></th> <th>MHz</th> <th>dBuV/m</th> <th>dBuV/m</th> <th>dB</th> <th>dBuV</th> <th>dB/m</th> <th>dB</th> <th>dB</th> <th>dB</th> <th>cm</th> <th>deg</th> <th></th> </tr> </thead> <tbody> <tr> <td>1</td> <td>5455.20</td> <td>42.53</td> <td>54.00</td> <td>-11.47</td> <td>31.78</td> <td>32.99</td> <td>10.60</td> <td>32.84</td> <td>0.00</td> <td>117</td> <td>65</td> <td>AVERAGE</td> </tr> </tbody> </table>	Peak	Freq	Level	Limit	Line Margin	Read Level	Ant Factor	Cable Loss	Preamp Factor	Aux Factor	APos	TPos	Remark		MHz	dBuV/m	dBuV/m	dB	dBuV	dB/m	dB	dB	dB	cm	deg		1	5455.20	42.53	54.00	-11.47	31.78	32.99	10.60	32.84	0.00	117	65	AVERAGE	<p>Site : 03CH11-HY Condition: AVG_54 3m 91200_01620_230817 HORIZONTAL : RBW:1000.000kHz VBW:1.600kHz SMT:Auto</p> <table border="1"> <thead> <tr> <th>Peak</th> <th>Freq</th> <th>Level</th> <th>Limit</th> <th>Line Margin</th> <th>Read Level</th> <th>Ant Factor</th> <th>Cable Loss</th> <th>Preamp Factor</th> <th>Aux Factor</th> <th>APos</th> <th>TPos</th> <th>Remark</th> </tr> <tr> <th></th> <th>MHz</th> <th>dBuV/m</th> <th>dBuV/m</th> <th>dB</th> <th>dBuV</th> <th>dB/m</th> <th>dB</th> <th>dB</th> <th>dB</th> <th>cm</th> <th>deg</th> <th></th> </tr> </thead> <tbody> <tr> <td>1</td> <td>5670.00</td> <td>92.40</td> <td>-----</td> <td>-----</td> <td>81.26</td> <td>33.24</td> <td>10.79</td> <td>32.89</td> <td>0.00</td> <td>117</td> <td>65</td> <td>AVERAGE</td> </tr> </tbody> </table>	Peak	Freq	Level	Limit	Line Margin	Read Level	Ant Factor	Cable Loss	Preamp Factor	Aux Factor	APos	TPos	Remark		MHz	dBuV/m	dBuV/m	dB	dBuV	dB/m	dB	dB	dB	cm	deg		1	5670.00	92.40	-----	-----	81.26	33.24	10.79	32.89	0.00	117	65	AVERAGE													
Peak	Freq	Level	Limit	Line Margin	Read Level	Ant Factor	Cable Loss	Preamp Factor	Aux Factor	APos	TPos	Remark																																																																																	
	MHz	dBuV/m	dBuV/m	dB	dBuV	dB/m	dB	dB	dB	cm	deg																																																																																		
1	5455.20	42.53	54.00	-11.47	31.78	32.99	10.60	32.84	0.00	117	65	AVERAGE																																																																																	
Peak	Freq	Level	Limit	Line Margin	Read Level	Ant Factor	Cable Loss	Preamp Factor	Aux Factor	APos	TPos	Remark																																																																																	
	MHz	dBuV/m	dBuV/m	dB	dBuV	dB/m	dB	dB	dB	cm	deg																																																																																		
1	5670.00	92.40	-----	-----	81.26	33.24	10.79	32.89	0.00	117	65	AVERAGE																																																																																	



Mode	27																																								
	Band Edge - R																																								
	U-NII-2C_5.15-5.25_802.11n HT40_CH134_5670MHz																																								
ANT	1																																								
Pol.	Horizontal	Fundamental																																							
Peak	<p>Site : 03CH11-HY Condition: PEAK_BE(UNII)_B3 3m 91200_01620_230817 HORIZONTAL : RBW:1000.000kHz VBW:3000.000kHz SMT:Auto</p> <table border="1"> <thead> <tr> <th>Limit</th> <th>Read</th> <th>Ant</th> <th>Cable</th> <th>Preamp</th> <th>Aux</th> <th>APos</th> <th>TPos</th> <th>Remark</th> </tr> <tr> <th>Freq</th> <th>Level</th> <th>Line Margin</th> <th>Level</th> <th>Factor</th> <th>Loss Factor</th> <th>Factor</th> <th></th> <th></th> </tr> <tr> <th>MHz</th> <th>dBuV/m</th> <th>dBuV/m</th> <th>dB</th> <th>dBuV</th> <th>dB/m</th> <th>dB</th> <th>dB</th> <th>cm</th> <th>deg</th> </tr> </thead> <tbody> <tr> <td>1 5727.67</td> <td>57.24</td> <td>68.20</td> <td>-10.96</td> <td>45.72</td> <td>33.61</td> <td>10.82</td> <td>32.91</td> <td>0.00</td> <td>117</td> <td>65 PEAK</td> </tr> </tbody> </table>	Limit	Read	Ant	Cable	Preamp	Aux	APos	TPos	Remark	Freq	Level	Line Margin	Level	Factor	Loss Factor	Factor			MHz	dBuV/m	dBuV/m	dB	dBuV	dB/m	dB	dB	cm	deg	1 5727.67	57.24	68.20	-10.96	45.72	33.61	10.82	32.91	0.00	117	65 PEAK	Blank
Limit	Read	Ant	Cable	Preamp	Aux	APos	TPos	Remark																																	
Freq	Level	Line Margin	Level	Factor	Loss Factor	Factor																																			
MHz	dBuV/m	dBuV/m	dB	dBuV	dB/m	dB	dB	cm	deg																																
1 5727.67	57.24	68.20	-10.96	45.72	33.61	10.82	32.91	0.00	117	65 PEAK																															



		27																																																																																																			
Mode	Band Edge - L																																																																																																				
	U-NII-2C_5.15-5.25_802.11n HT40_CH134_5670MHz																																																																																																				
ANT	1																																																																																																				
Pol.	Vertical	Fundamental																																																																																																			
Peak	<p>Site : 03CH11-HY Condition: PEAK_BE(UNII)_B3 3m 91200_01620_230817 VERTICAL : RBW:1000.000kHz VBW:3000.000kHz SMT:Auto</p> <table border="1"> <thead> <tr> <th></th> <th>Limit</th> <th>Read</th> <th>Ant</th> <th>Cable</th> <th>Preamp</th> <th>Aux</th> <th>APos</th> <th>TPos</th> <th>Remark</th> </tr> <tr> <th>Freq</th> <th>Level</th> <th>Line Margin</th> <th>Level</th> <th>Factor</th> <th>Loss</th> <th>Factor</th> <th>Factor</th> <th>cm</th> <th>deg</th> </tr> <tr> <th></th> <th>MHz</th> <th>dBuV/m</th> <th>dBuV/m</th> <th>dB</th> <th>dBuV</th> <th>dB/m</th> <th>dB</th> <th>dB</th> <th></th> </tr> </thead> <tbody> <tr> <td>1</td> <td>5430.00</td> <td>51.96</td> <td>74.00</td> <td>-22.04</td> <td>41.28</td> <td>32.96</td> <td>10.57</td> <td>32.85</td> <td>0.00</td> <td>100</td> <td>200</td> <td>PEAK</td> </tr> <tr> <td>2</td> <td>5468.72</td> <td>51.23</td> <td>68.20</td> <td>-16.97</td> <td>40.48</td> <td>32.98</td> <td>10.61</td> <td>32.84</td> <td>0.00</td> <td>100</td> <td>200</td> <td>PEAK</td> </tr> </tbody> </table>		Limit	Read	Ant	Cable	Preamp	Aux	APos	TPos	Remark	Freq	Level	Line Margin	Level	Factor	Loss	Factor	Factor	cm	deg		MHz	dBuV/m	dBuV/m	dB	dBuV	dB/m	dB	dB		1	5430.00	51.96	74.00	-22.04	41.28	32.96	10.57	32.85	0.00	100	200	PEAK	2	5468.72	51.23	68.20	-16.97	40.48	32.98	10.61	32.84	0.00	100	200	PEAK	<p>Site : 03CH11-HY Condition: PEAK(UNII) 3m 91200_01620_230817 VERTICAL : RBW:1000.000kHz VBW:3000.000kHz SMT:Auto</p> <table border="1"> <thead> <tr> <th></th> <th>Limit</th> <th>Read</th> <th>Ant</th> <th>Cable</th> <th>Preamp</th> <th>Aux</th> <th>APos</th> <th>TPos</th> <th>Remark</th> </tr> <tr> <th>Freq</th> <th>Level</th> <th>Line Margin</th> <th>Level</th> <th>Factor</th> <th>Loss</th> <th>Factor</th> <th>Factor</th> <th>cm</th> <th>deg</th> </tr> <tr> <th></th> <th>MHz</th> <th>dBuV/m</th> <th>dBuV/m</th> <th>dB</th> <th>dBuV</th> <th>dB/m</th> <th>dB</th> <th>dB</th> <th></th> </tr> </thead> <tbody> <tr> <td>1</td> <td>5670.00</td> <td>100.33</td> <td>-----</td> <td>-----</td> <td>89.19</td> <td>33.24</td> <td>10.79</td> <td>32.89</td> <td>0.00</td> <td>100</td> <td>200</td> <td>PEAK</td> </tr> </tbody> </table>		Limit	Read	Ant	Cable	Preamp	Aux	APos	TPos	Remark	Freq	Level	Line Margin	Level	Factor	Loss	Factor	Factor	cm	deg		MHz	dBuV/m	dBuV/m	dB	dBuV	dB/m	dB	dB		1	5670.00	100.33	-----	-----	89.19	33.24	10.79	32.89	0.00	100	200	PEAK
		Limit	Read	Ant	Cable	Preamp	Aux	APos	TPos	Remark																																																																																											
Freq	Level	Line Margin	Level	Factor	Loss	Factor	Factor	cm	deg																																																																																												
	MHz	dBuV/m	dBuV/m	dB	dBuV	dB/m	dB	dB																																																																																													
1	5430.00	51.96	74.00	-22.04	41.28	32.96	10.57	32.85	0.00	100	200	PEAK																																																																																									
2	5468.72	51.23	68.20	-16.97	40.48	32.98	10.61	32.84	0.00	100	200	PEAK																																																																																									
	Limit	Read	Ant	Cable	Preamp	Aux	APos	TPos	Remark																																																																																												
Freq	Level	Line Margin	Level	Factor	Loss	Factor	Factor	cm	deg																																																																																												
	MHz	dBuV/m	dBuV/m	dB	dBuV	dB/m	dB	dB																																																																																													
1	5670.00	100.33	-----	-----	89.19	33.24	10.79	32.89	0.00	100	200	PEAK																																																																																									
Avg	<p>Site : 03CH11-HY Condition: AVG_BE(UNII)_B3 3m 91200_01620_230817 VERTICAL : RBW:1000.000kHz VBW:1.600kHz SMT:Auto</p> <table border="1"> <thead> <tr> <th></th> <th>Limit</th> <th>Read</th> <th>Ant</th> <th>Cable</th> <th>Preamp</th> <th>Aux</th> <th>APos</th> <th>TPos</th> <th>Remark</th> </tr> <tr> <th>Freq</th> <th>Level</th> <th>Line Margin</th> <th>Level</th> <th>Factor</th> <th>Loss</th> <th>Factor</th> <th>Factor</th> <th>cm</th> <th>deg</th> </tr> <tr> <th></th> <th>MHz</th> <th>dBuV/m</th> <th>dBuV/m</th> <th>dB</th> <th>dBuV</th> <th>dB/m</th> <th>dB</th> <th>dB</th> <th></th> </tr> </thead> <tbody> <tr> <td>1</td> <td>5459.12</td> <td>42.45</td> <td>54.00</td> <td>-11.55</td> <td>31.70</td> <td>32.90</td> <td>10.61</td> <td>32.84</td> <td>0.00</td> <td>100</td> <td>200</td> <td>AVERAGE</td> </tr> </tbody> </table>		Limit	Read	Ant	Cable	Preamp	Aux	APos	TPos	Remark	Freq	Level	Line Margin	Level	Factor	Loss	Factor	Factor	cm	deg		MHz	dBuV/m	dBuV/m	dB	dBuV	dB/m	dB	dB		1	5459.12	42.45	54.00	-11.55	31.70	32.90	10.61	32.84	0.00	100	200	AVERAGE	<p>Site : 03CH11-HY Condition: AVG_54 3m 91200_01620_230817 VERTICAL : RBW:1000.000kHz VBW:1.600kHz SMT:Auto</p> <table border="1"> <thead> <tr> <th></th> <th>Limit</th> <th>Read</th> <th>Ant</th> <th>Cable</th> <th>Preamp</th> <th>Aux</th> <th>APos</th> <th>TPos</th> <th>Remark</th> </tr> <tr> <th>Freq</th> <th>Level</th> <th>Line Margin</th> <th>Level</th> <th>Factor</th> <th>Loss</th> <th>Factor</th> <th>Factor</th> <th>cm</th> <th>deg</th> </tr> <tr> <th></th> <th>MHz</th> <th>dBuV/m</th> <th>dBuV/m</th> <th>dB</th> <th>dBuV</th> <th>dB/m</th> <th>dB</th> <th>dB</th> <th></th> </tr> </thead> <tbody> <tr> <td>1</td> <td>5670.00</td> <td>93.26</td> <td>-----</td> <td>-----</td> <td>82.12</td> <td>33.24</td> <td>10.79</td> <td>32.89</td> <td>0.00</td> <td>100</td> <td>200</td> <td>AVERAGE</td> </tr> </tbody> </table>		Limit	Read	Ant	Cable	Preamp	Aux	APos	TPos	Remark	Freq	Level	Line Margin	Level	Factor	Loss	Factor	Factor	cm	deg		MHz	dBuV/m	dBuV/m	dB	dBuV	dB/m	dB	dB		1	5670.00	93.26	-----	-----	82.12	33.24	10.79	32.89	0.00	100	200	AVERAGE													
		Limit	Read	Ant	Cable	Preamp	Aux	APos	TPos	Remark																																																																																											
Freq	Level	Line Margin	Level	Factor	Loss	Factor	Factor	cm	deg																																																																																												
	MHz	dBuV/m	dBuV/m	dB	dBuV	dB/m	dB	dB																																																																																													
1	5459.12	42.45	54.00	-11.55	31.70	32.90	10.61	32.84	0.00	100	200	AVERAGE																																																																																									
	Limit	Read	Ant	Cable	Preamp	Aux	APos	TPos	Remark																																																																																												
Freq	Level	Line Margin	Level	Factor	Loss	Factor	Factor	cm	deg																																																																																												
	MHz	dBuV/m	dBuV/m	dB	dBuV	dB/m	dB	dB																																																																																													
1	5670.00	93.26	-----	-----	82.12	33.24	10.79	32.89	0.00	100	200	AVERAGE																																																																																									



Mode	27																																			
	Band Edge - R																																			
	U-NII-2C_5.15-5.25_802.11n HT40_CH134_5670MHz																																			
ANT	1																																			
Pol.	Vertical	Fundamental																																		
Peak	<p>Site : 03CH11-HY Condition: PEAK_BE(UNII)_B3 3m 91200_01620_230817 VERTICAL : RBW:1000.000kHz VBW:3000.000kHz SMT:Auto</p> <table border="1"> <thead> <tr> <th rowspan="2">Freq</th> <th colspan="2">Limit</th> <th colspan="2">Read</th> <th>Ant</th> <th>Cable</th> <th>Preamp</th> <th>Aux</th> <th>APos</th> <th>TPos</th> <th rowspan="2">Remark</th> </tr> <tr> <th>MHz</th> <th>dBuV/m</th> <th>dB</th> <th>dBuV</th> <th>dB/m</th> <th>dB</th> <th>dB</th> <th>dB</th> <th>cm</th> <th>deg</th> </tr> </thead> <tbody> <tr> <td>1</td> <td>5742.01</td> <td>53.80</td> <td>68.20</td> <td>-14.40</td> <td>42.23</td> <td>33.67</td> <td>10.82</td> <td>32.92</td> <td>0.00</td> <td>100</td> <td>200 PEAK</td> </tr> </tbody> </table>	Freq	Limit		Read		Ant	Cable	Preamp	Aux	APos	TPos	Remark	MHz	dBuV/m	dB	dBuV	dB/m	dB	dB	dB	cm	deg	1	5742.01	53.80	68.20	-14.40	42.23	33.67	10.82	32.92	0.00	100	200 PEAK	Blank
Freq	Limit		Read		Ant	Cable	Preamp	Aux	APos	TPos	Remark																									
	MHz	dBuV/m	dB	dBuV	dB/m	dB	dB	dB	cm	deg																										
1	5742.01	53.80	68.20	-14.40	42.23	33.67	10.82	32.92	0.00	100	200 PEAK																									



Mode	27																																																																																									
	Harmonic																																																																																									
	U-NII-2C_5.15-5.25_802.11n HT40_CH134_5670MHz																																																																																									
ANT	1																																																																																									
Pol.	Horizontal	Vertical																																																																																								
Peak Avg	<p>Site : 03CH11-HY Condition: PEAK(UNII) 3m 91200_01620_230817 HORIZONTAL</p> <table border="1"> <thead> <tr> <th>Limit</th> <th>Read</th> <th>Ant</th> <th>Cable</th> <th>Preamp</th> <th>Aux</th> <th>APos</th> <th>TPos</th> <th>Remark</th> </tr> <tr> <th>Freq</th> <th>Level</th> <th>Line</th> <th>Margin</th> <th>Level</th> <th>Factor</th> <th>Loss</th> <th>Factor</th> <th>Factor</th> <th>cm</th> <th>deg</th> </tr> </thead> <tbody> <tr> <td>1 11340.00</td> <td>47.19</td> <td>74.00</td> <td>-26.81</td> <td>51.51</td> <td>39.10</td> <td>18.09</td> <td>61.81</td> <td>0.30</td> <td>--</td> <td>--</td> <td>PEAK</td> </tr> <tr> <td>2 17810.00</td> <td>47.15</td> <td>68.20</td> <td>-21.05</td> <td>44.59</td> <td>37.96</td> <td>23.05</td> <td>58.00</td> <td>0.35</td> <td>--</td> <td>--</td> <td>PEAK</td> </tr> </tbody> </table>	Limit	Read	Ant	Cable	Preamp	Aux	APos	TPos	Remark	Freq	Level	Line	Margin	Level	Factor	Loss	Factor	Factor	cm	deg	1 11340.00	47.19	74.00	-26.81	51.51	39.10	18.09	61.81	0.30	--	--	PEAK	2 17810.00	47.15	68.20	-21.05	44.59	37.96	23.05	58.00	0.35	--	--	PEAK	<p>Site : 03CH11-HY Condition: PEAK(UNII) 3m 91200_01620_230817 VERTICAL</p> <table border="1"> <thead> <tr> <th>Limit</th> <th>Read</th> <th>Ant</th> <th>Cable</th> <th>Preamp</th> <th>Aux</th> <th>APos</th> <th>TPos</th> <th>Remark</th> </tr> <tr> <th>Freq</th> <th>Level</th> <th>Line</th> <th>Margin</th> <th>Level</th> <th>Factor</th> <th>Loss</th> <th>Factor</th> <th>Factor</th> <th>cm</th> <th>deg</th> </tr> </thead> <tbody> <tr> <td>1 11340.00</td> <td>46.94</td> <td>74.00</td> <td>-27.06</td> <td>51.26</td> <td>39.10</td> <td>18.09</td> <td>61.81</td> <td>0.30</td> <td>--</td> <td>--</td> <td>PEAK</td> </tr> <tr> <td>2 17810.00</td> <td>47.38</td> <td>68.20</td> <td>-20.82</td> <td>44.82</td> <td>37.96</td> <td>23.05</td> <td>58.00</td> <td>0.35</td> <td>--</td> <td>--</td> <td>PEAK</td> </tr> </tbody> </table>	Limit	Read	Ant	Cable	Preamp	Aux	APos	TPos	Remark	Freq	Level	Line	Margin	Level	Factor	Loss	Factor	Factor	cm	deg	1 11340.00	46.94	74.00	-27.06	51.26	39.10	18.09	61.81	0.30	--	--	PEAK	2 17810.00	47.38	68.20	-20.82	44.82	37.96	23.05	58.00	0.35	--	--	PEAK
	Limit	Read	Ant	Cable	Preamp	Aux	APos	TPos	Remark																																																																																	
Freq	Level	Line	Margin	Level	Factor	Loss	Factor	Factor	cm	deg																																																																																
1 11340.00	47.19	74.00	-26.81	51.51	39.10	18.09	61.81	0.30	--	--	PEAK																																																																															
2 17810.00	47.15	68.20	-21.05	44.59	37.96	23.05	58.00	0.35	--	--	PEAK																																																																															
Limit	Read	Ant	Cable	Preamp	Aux	APos	TPos	Remark																																																																																		
Freq	Level	Line	Margin	Level	Factor	Loss	Factor	Factor	cm	deg																																																																																
1 11340.00	46.94	74.00	-27.06	51.26	39.10	18.09	61.81	0.30	--	--	PEAK																																																																															
2 17810.00	47.38	68.20	-20.82	44.82	37.96	23.05	58.00	0.35	--	--	PEAK																																																																															



	27	
Mode	Harmonic	
	U-NII-2C_5.15-5.25_802.11n HT40_CH134_5670MHz	
ANT	1	
Pol.	Horizontal	Vertical
14.47G ~14.5G Avg	<p>Site : 03CH11-HY Condition: AVG_54 3m 91200_01620_230817 HORIZONTAL</p>	<p>Site : 03CH11-HY Condition: AVG_54 3m 91200_01620_230817 VERTICAL</p>
	<p>Site : 03CH11-HY Condition: AVG_54 3m 91200_01620_230817 HORIZONTAL</p>	<p>Site : 03CH11-HY Condition: AVG_54 3m 91200_01620_230817 VERTICAL</p>