

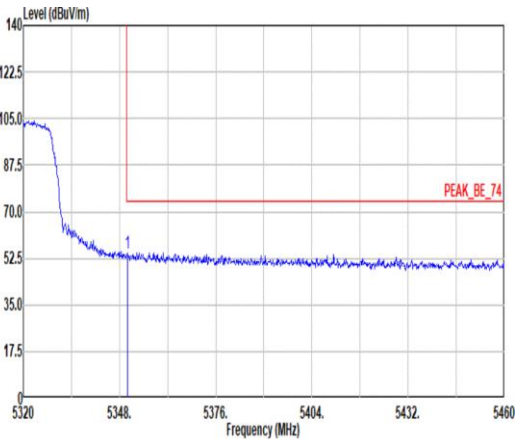
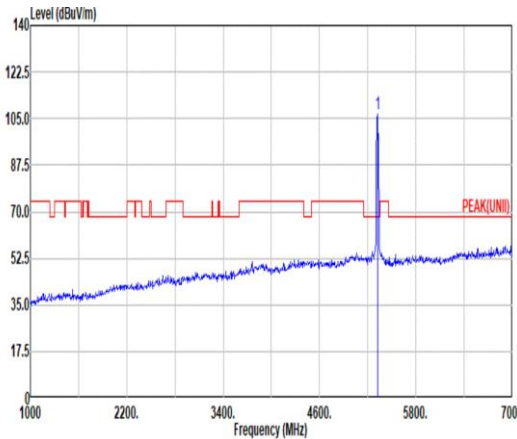
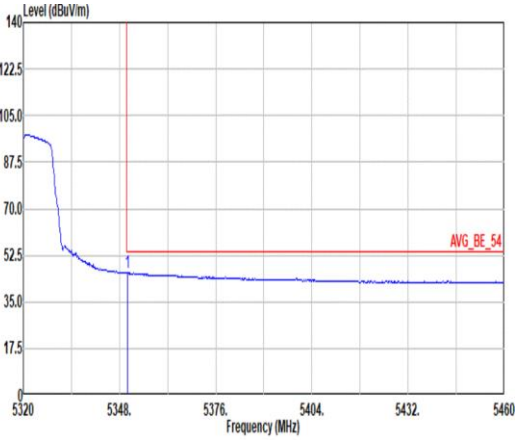
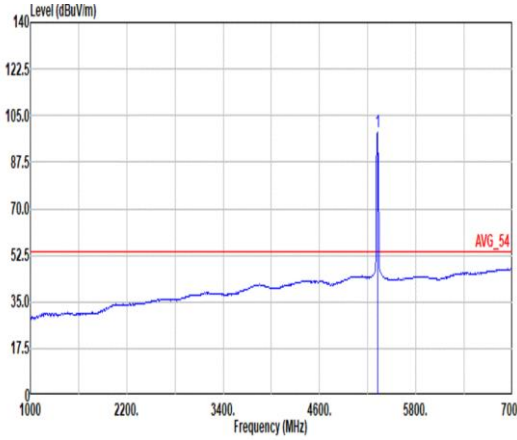


Mode	11																																																																																																											
	Harmonic																																																																																																											
	U-NII-2A_5.25-5.35_802.11a Tx_CH60_5300MHz																																																																																																											
ANT	1																																																																																																											
Pol.	Horizontal	Vertical																																																																																																										
Peak Avg	<p>Site : 03CH11-HY Condition: PEAK (UNII) 3m 91280_01620_238817 HORIZONTAL</p> <table border="1"> <thead> <tr> <th>Limit</th> <th>Read</th> <th>Ant</th> <th>Cable</th> <th>Preamp</th> <th>Aux</th> <th>APos</th> <th>TPos</th> <th>Remark</th> </tr> <tr> <th>Freq</th> <th>Level</th> <th>Line</th> <th>Margin</th> <th>Level</th> <th>Factor</th> <th>Loss</th> <th>Factor</th> <th>Factor</th> </tr> <tr> <th>MHz</th> <th>dBuV/m</th> <th>dBuV/m</th> <th>dB</th> <th>dBuV</th> <th>dB/m</th> <th>dB</th> <th>dB</th> <th>dB</th> </tr> </thead> <tbody> <tr> <td>1</td> <td>10690.00</td> <td>45.33</td> <td>74.00</td> <td>-28.67</td> <td>49.27</td> <td>39.10</td> <td>17.61</td> <td>60.93</td> <td>0.28</td> <td>--</td> <td>--</td> <td>PEAK</td> </tr> <tr> <td>2</td> <td>15900.00</td> <td>45.14</td> <td>74.00</td> <td>-28.86</td> <td>46.86</td> <td>37.70</td> <td>21.76</td> <td>61.44</td> <td>0.26</td> <td>--</td> <td>--</td> <td>PEAK</td> </tr> </tbody> </table>	Limit	Read	Ant	Cable	Preamp	Aux	APos	TPos	Remark	Freq	Level	Line	Margin	Level	Factor	Loss	Factor	Factor	MHz	dBuV/m	dBuV/m	dB	dBuV	dB/m	dB	dB	dB	1	10690.00	45.33	74.00	-28.67	49.27	39.10	17.61	60.93	0.28	--	--	PEAK	2	15900.00	45.14	74.00	-28.86	46.86	37.70	21.76	61.44	0.26	--	--	PEAK	<p>Site : 03CH11-HY Condition: PEAK (UNII) 3m 91280_01620_238817 VERTICAL</p> <table border="1"> <thead> <tr> <th>Limit</th> <th>Read</th> <th>Ant</th> <th>Cable</th> <th>Preamp</th> <th>Aux</th> <th>APos</th> <th>TPos</th> <th>Remark</th> </tr> <tr> <th>Freq</th> <th>Level</th> <th>Line</th> <th>Margin</th> <th>Level</th> <th>Factor</th> <th>Loss</th> <th>Factor</th> <th>Factor</th> </tr> <tr> <th>MHz</th> <th>dBuV/m</th> <th>dBuV/m</th> <th>dB</th> <th>dBuV</th> <th>dB/m</th> <th>dB</th> <th>dB</th> <th>dB</th> </tr> </thead> <tbody> <tr> <td>1</td> <td>10690.00</td> <td>45.80</td> <td>74.00</td> <td>-28.20</td> <td>49.74</td> <td>39.10</td> <td>17.61</td> <td>60.93</td> <td>0.28</td> <td>--</td> <td>--</td> <td>PEAK</td> </tr> <tr> <td>2</td> <td>15900.00</td> <td>44.97</td> <td>74.00</td> <td>-29.03</td> <td>46.69</td> <td>37.70</td> <td>21.76</td> <td>61.44</td> <td>0.26</td> <td>--</td> <td>--</td> <td>PEAK</td> </tr> </tbody> </table>	Limit	Read	Ant	Cable	Preamp	Aux	APos	TPos	Remark	Freq	Level	Line	Margin	Level	Factor	Loss	Factor	Factor	MHz	dBuV/m	dBuV/m	dB	dBuV	dB/m	dB	dB	dB	1	10690.00	45.80	74.00	-28.20	49.74	39.10	17.61	60.93	0.28	--	--	PEAK	2	15900.00	44.97	74.00	-29.03	46.69	37.70	21.76	61.44	0.26	--	--	PEAK
	Limit	Read	Ant	Cable	Preamp	Aux	APos	TPos	Remark																																																																																																			
Freq	Level	Line	Margin	Level	Factor	Loss	Factor	Factor																																																																																																				
MHz	dBuV/m	dBuV/m	dB	dBuV	dB/m	dB	dB	dB																																																																																																				
1	10690.00	45.33	74.00	-28.67	49.27	39.10	17.61	60.93	0.28	--	--	PEAK																																																																																																
2	15900.00	45.14	74.00	-28.86	46.86	37.70	21.76	61.44	0.26	--	--	PEAK																																																																																																
Limit	Read	Ant	Cable	Preamp	Aux	APos	TPos	Remark																																																																																																				
Freq	Level	Line	Margin	Level	Factor	Loss	Factor	Factor																																																																																																				
MHz	dBuV/m	dBuV/m	dB	dBuV	dB/m	dB	dB	dB																																																																																																				
1	10690.00	45.80	74.00	-28.20	49.74	39.10	17.61	60.93	0.28	--	--	PEAK																																																																																																
2	15900.00	44.97	74.00	-29.03	46.69	37.70	21.76	61.44	0.26	--	--	PEAK																																																																																																



	11	
Mode	Harmonic	
	U-NII-2A_5.25-5.35_802.11a Tx_CH60_5300MHz	
ANT	1	
Pol.	Horizontal	Vertical
14.47G ~14.5G Avg	<p>Site : 03CH11-HY Condition: AVG_54 3m 91200_01620_230817 HORIZONTAL</p>	<p>Site : 03CH11-HY Condition: AVG_54 3m 91200_01620_230817 VERTICAL</p>
	<p>Site : 03CH11-HY Condition: AVG_54 3m 91200_01620_230817 HORIZONTAL</p>	<p>Site : 03CH11-HY Condition: AVG_54 3m 91200_01620_230817 VERTICAL</p>



	12																																																																			
Mode	Band Edge																																																																			
	U-NII-2A_5.25-5.35_802.11a Tx_CH64_5320MHz																																																																			
ANT	1																																																																			
Pol.	Horizontal	Fundamental																																																																		
Peak	 <p>Level (dBuV/m) vs Frequency (MHz) plot for Peak Horizontal. The plot shows a signal level starting at 105.0 dBuV/m at 5320 MHz and dropping to approximately 52.5 dBuV/m by 5348 MHz. A red horizontal line labeled 'PEAK_BE_74' is drawn at 74.00 dBuV/m. A vertical blue line is at 5348 MHz.</p> <p>Site : 03CH11-HY Condition: PEAK_BE_74 3m 91200_01620_230817 HORIZONTAL : RBW:1000.000kHz VBW:3000.000kHz SWT:Auto</p> <table border="1"> <thead> <tr> <th>Limit</th> <th>Read</th> <th>Ant</th> <th>Cable</th> <th>Preamp</th> <th>Aux</th> <th>APos</th> <th>TPos</th> <th>Remark</th> </tr> <tr> <th>Freq</th> <th>Level</th> <th>Line</th> <th>Margin</th> <th>Level</th> <th>Factor</th> <th>Loss</th> <th>Factor</th> <th>Factor</th> <th>cm</th> <th>deg</th> </tr> </thead> <tbody> <tr> <td>1</td> <td>5350.24</td> <td>54.59</td> <td>74.00</td> <td>-19.41</td> <td>43.93</td> <td>33.00</td> <td>10.51</td> <td>32.85</td> <td>0.00</td> <td>100</td> <td>69</td> <td>PEAK</td> </tr> </tbody> </table>	Limit	Read	Ant	Cable	Preamp	Aux	APos	TPos	Remark	Freq	Level	Line	Margin	Level	Factor	Loss	Factor	Factor	cm	deg	1	5350.24	54.59	74.00	-19.41	43.93	33.00	10.51	32.85	0.00	100	69	PEAK	 <p>Level (dBuV/m) vs Frequency (MHz) plot for Peak Fundamental. The plot shows a signal level starting at 105.0 dBuV/m at 5320 MHz and dropping to approximately 52.5 dBuV/m by 5348 MHz. A red horizontal line labeled 'PEAK(U)II' is drawn at 74.00 dBuV/m. A vertical blue line is at 5348 MHz.</p> <p>Site : 03CH11-HY Condition: PEAK(U)II 3m 91200_01620_230817 HORIZONTAL : RBW:1000.000kHz VBW:3000.000kHz SWT:Auto</p> <table border="1"> <thead> <tr> <th>Limit</th> <th>Read</th> <th>Ant</th> <th>Cable</th> <th>Preamp</th> <th>Aux</th> <th>APos</th> <th>TPos</th> <th>Remark</th> </tr> <tr> <th>Freq</th> <th>Level</th> <th>Line</th> <th>Margin</th> <th>Level</th> <th>Factor</th> <th>Loss</th> <th>Factor</th> <th>Factor</th> <th>cm</th> <th>deg</th> </tr> </thead> <tbody> <tr> <td>1</td> <td>5320.00</td> <td>106.87</td> <td>-----</td> <td>-----</td> <td>96.29</td> <td>32.94</td> <td>10.49</td> <td>32.85</td> <td>0.00</td> <td>100</td> <td>69</td> <td>PEAK</td> </tr> </tbody> </table>	Limit	Read	Ant	Cable	Preamp	Aux	APos	TPos	Remark	Freq	Level	Line	Margin	Level	Factor	Loss	Factor	Factor	cm	deg	1	5320.00	106.87	-----	-----	96.29	32.94	10.49	32.85	0.00	100	69	PEAK
Limit	Read	Ant	Cable	Preamp	Aux	APos	TPos	Remark																																																												
Freq	Level	Line	Margin	Level	Factor	Loss	Factor	Factor	cm	deg																																																										
1	5350.24	54.59	74.00	-19.41	43.93	33.00	10.51	32.85	0.00	100	69	PEAK																																																								
Limit	Read	Ant	Cable	Preamp	Aux	APos	TPos	Remark																																																												
Freq	Level	Line	Margin	Level	Factor	Loss	Factor	Factor	cm	deg																																																										
1	5320.00	106.87	-----	-----	96.29	32.94	10.49	32.85	0.00	100	69	PEAK																																																								
Avg	 <p>Level (dBuV/m) vs Frequency (MHz) plot for Avg Horizontal. The plot shows a signal level starting at 105.0 dBuV/m at 5320 MHz and dropping to approximately 52.5 dBuV/m by 5348 MHz. A red horizontal line labeled 'AVG_BE_54' is drawn at 54.00 dBuV/m. A vertical blue line is at 5348 MHz.</p> <p>Site : 03CH11-HY Condition: AVG_BE_54 3m 91200_01620_230817 HORIZONTAL : RBW:1000.000kHz VBW:0.820kHz SWT:Auto</p> <table border="1"> <thead> <tr> <th>Limit</th> <th>Read</th> <th>Ant</th> <th>Cable</th> <th>Preamp</th> <th>Aux</th> <th>APos</th> <th>TPos</th> <th>Remark</th> </tr> <tr> <th>Freq</th> <th>Level</th> <th>Line</th> <th>Margin</th> <th>Level</th> <th>Factor</th> <th>Loss</th> <th>Factor</th> <th>Factor</th> <th>cm</th> <th>deg</th> </tr> </thead> <tbody> <tr> <td>1</td> <td>5350.24</td> <td>45.91</td> <td>54.00</td> <td>-8.09</td> <td>35.25</td> <td>33.00</td> <td>10.51</td> <td>32.85</td> <td>0.00</td> <td>100</td> <td>69</td> <td>AVERAGE</td> </tr> </tbody> </table>	Limit	Read	Ant	Cable	Preamp	Aux	APos	TPos	Remark	Freq	Level	Line	Margin	Level	Factor	Loss	Factor	Factor	cm	deg	1	5350.24	45.91	54.00	-8.09	35.25	33.00	10.51	32.85	0.00	100	69	AVERAGE	 <p>Level (dBuV/m) vs Frequency (MHz) plot for Avg Fundamental. The plot shows a signal level starting at 105.0 dBuV/m at 5320 MHz and dropping to approximately 52.5 dBuV/m by 5348 MHz. A red horizontal line labeled 'AVG_54' is drawn at 54.00 dBuV/m. A vertical blue line is at 5348 MHz.</p> <p>Site : 03CH11-HY Condition: AVG_54 3m 91200_01620_230817 HORIZONTAL : RBW:1000.000kHz VBW:0.820kHz SWT:Auto</p> <table border="1"> <thead> <tr> <th>Limit</th> <th>Read</th> <th>Ant</th> <th>Cable</th> <th>Preamp</th> <th>Aux</th> <th>APos</th> <th>TPos</th> <th>Remark</th> </tr> <tr> <th>Freq</th> <th>Level</th> <th>Line</th> <th>Margin</th> <th>Level</th> <th>Factor</th> <th>Loss</th> <th>Factor</th> <th>Factor</th> <th>cm</th> <th>deg</th> </tr> </thead> <tbody> <tr> <td>1</td> <td>5320.00</td> <td>98.58</td> <td>-----</td> <td>-----</td> <td>88.00</td> <td>32.94</td> <td>10.49</td> <td>32.85</td> <td>0.00</td> <td>100</td> <td>69</td> <td>AVERAGE</td> </tr> </tbody> </table>	Limit	Read	Ant	Cable	Preamp	Aux	APos	TPos	Remark	Freq	Level	Line	Margin	Level	Factor	Loss	Factor	Factor	cm	deg	1	5320.00	98.58	-----	-----	88.00	32.94	10.49	32.85	0.00	100	69	AVERAGE
Limit	Read	Ant	Cable	Preamp	Aux	APos	TPos	Remark																																																												
Freq	Level	Line	Margin	Level	Factor	Loss	Factor	Factor	cm	deg																																																										
1	5350.24	45.91	54.00	-8.09	35.25	33.00	10.51	32.85	0.00	100	69	AVERAGE																																																								
Limit	Read	Ant	Cable	Preamp	Aux	APos	TPos	Remark																																																												
Freq	Level	Line	Margin	Level	Factor	Loss	Factor	Factor	cm	deg																																																										
1	5320.00	98.58	-----	-----	88.00	32.94	10.49	32.85	0.00	100	69	AVERAGE																																																								



		12																																																																																		
Mode		Band Edge																																																																																		
		U-NII-2A_5.25-5.35_802.11a Tx_CH64_5320MHz																																																																																		
ANT		1																																																																																		
Pol.	Vertical	Fundamental																																																																																		
Peak	<p>Site : 03CH11-HY Condition: PEAK_BE_74 3m 91200_01620_230817 VERTICAL : RBW:1000.000kHz VBW:3000.000kHz SWT:Auto</p> <table border="1"> <thead> <tr> <th>Limit</th> <th>Read</th> <th>Ant</th> <th>Cable</th> <th>Preamp</th> <th>Aux</th> <th>APos</th> <th>TPos</th> <th>Remark</th> </tr> <tr> <th>Freq</th> <th>Level</th> <th>Line</th> <th>Margin</th> <th>Level</th> <th>Factor</th> <th>Loss</th> <th>Factor</th> <th>Factor</th> </tr> <tr> <th>MHz</th> <th>dBuV/m</th> <th>dBuV/m</th> <th>dB</th> <th>dBuV</th> <th>dB/m</th> <th>dB</th> <th>dB</th> <th>cm</th> <th>deg</th> </tr> </thead> <tbody> <tr> <td>1</td> <td>5354.44</td> <td>53.04</td> <td>74.00</td> <td>-20.96</td> <td>42.39</td> <td>32.99</td> <td>10.51</td> <td>32.85</td> <td>0.00</td> <td>353</td> <td>108</td> <td>PEAK</td> </tr> </tbody> </table>	Limit	Read	Ant	Cable	Preamp	Aux	APos	TPos	Remark	Freq	Level	Line	Margin	Level	Factor	Loss	Factor	Factor	MHz	dBuV/m	dBuV/m	dB	dBuV	dB/m	dB	dB	cm	deg	1	5354.44	53.04	74.00	-20.96	42.39	32.99	10.51	32.85	0.00	353	108	PEAK	<p>Site : 03CH11-HY Condition: PEAK(U)11 3m 91200_01620_230817 VERTICAL : RBW:1000.000kHz VBW:3000.000kHz SWT:Auto</p> <table border="1"> <thead> <tr> <th>Limit</th> <th>Read</th> <th>Ant</th> <th>Cable</th> <th>Preamp</th> <th>Aux</th> <th>APos</th> <th>TPos</th> <th>Remark</th> </tr> <tr> <th>Freq</th> <th>Level</th> <th>Line</th> <th>Margin</th> <th>Level</th> <th>Factor</th> <th>Loss</th> <th>Factor</th> <th>Factor</th> </tr> <tr> <th>MHz</th> <th>dBuV/m</th> <th>dBuV/m</th> <th>dB</th> <th>dBuV</th> <th>dB/m</th> <th>dB</th> <th>dB</th> <th>cm</th> <th>deg</th> </tr> </thead> <tbody> <tr> <td>1</td> <td>5320.00</td> <td>104.02</td> <td>-----</td> <td>-----</td> <td>93.44</td> <td>32.94</td> <td>10.49</td> <td>32.85</td> <td>0.00</td> <td>353</td> <td>108</td> <td>PEAK</td> </tr> </tbody> </table>	Limit	Read	Ant	Cable	Preamp	Aux	APos	TPos	Remark	Freq	Level	Line	Margin	Level	Factor	Loss	Factor	Factor	MHz	dBuV/m	dBuV/m	dB	dBuV	dB/m	dB	dB	cm	deg	1	5320.00	104.02	-----	-----	93.44	32.94	10.49	32.85	0.00	353	108	PEAK
	Limit	Read	Ant	Cable	Preamp	Aux	APos	TPos	Remark																																																																											
Freq	Level	Line	Margin	Level	Factor	Loss	Factor	Factor																																																																												
MHz	dBuV/m	dBuV/m	dB	dBuV	dB/m	dB	dB	cm	deg																																																																											
1	5354.44	53.04	74.00	-20.96	42.39	32.99	10.51	32.85	0.00	353	108	PEAK																																																																								
Limit	Read	Ant	Cable	Preamp	Aux	APos	TPos	Remark																																																																												
Freq	Level	Line	Margin	Level	Factor	Loss	Factor	Factor																																																																												
MHz	dBuV/m	dBuV/m	dB	dBuV	dB/m	dB	dB	cm	deg																																																																											
1	5320.00	104.02	-----	-----	93.44	32.94	10.49	32.85	0.00	353	108	PEAK																																																																								
Avg	<p>Site : 03CH11-HY Condition: AVG_BE_54 3m 91200_01620_230817 VERTICAL : RBW:1000.000kHz VBW:0.820kHz SWT:Auto</p> <table border="1"> <thead> <tr> <th>Limit</th> <th>Read</th> <th>Ant</th> <th>Cable</th> <th>Preamp</th> <th>Aux</th> <th>APos</th> <th>TPos</th> <th>Remark</th> </tr> <tr> <th>Freq</th> <th>Level</th> <th>Line</th> <th>Margin</th> <th>Level</th> <th>Factor</th> <th>Loss</th> <th>Factor</th> <th>Factor</th> </tr> <tr> <th>MHz</th> <th>dBuV/m</th> <th>dBuV/m</th> <th>dB</th> <th>dBuV</th> <th>dB/m</th> <th>dB</th> <th>dB</th> <th>cm</th> <th>deg</th> </tr> </thead> <tbody> <tr> <td>1</td> <td>5350.00</td> <td>44.38</td> <td>54.00</td> <td>-9.62</td> <td>33.72</td> <td>33.00</td> <td>10.51</td> <td>32.85</td> <td>0.00</td> <td>353</td> <td>108</td> <td>AVERAGE</td> </tr> </tbody> </table>	Limit	Read	Ant	Cable	Preamp	Aux	APos	TPos	Remark	Freq	Level	Line	Margin	Level	Factor	Loss	Factor	Factor	MHz	dBuV/m	dBuV/m	dB	dBuV	dB/m	dB	dB	cm	deg	1	5350.00	44.38	54.00	-9.62	33.72	33.00	10.51	32.85	0.00	353	108	AVERAGE	<p>Site : 03CH11-HY Condition: AVG_54 3m 91200_01620_230817 VERTICAL : RBW:1000.000kHz VBW:0.820kHz SWT:Auto</p> <table border="1"> <thead> <tr> <th>Limit</th> <th>Read</th> <th>Ant</th> <th>Cable</th> <th>Preamp</th> <th>Aux</th> <th>APos</th> <th>TPos</th> <th>Remark</th> </tr> <tr> <th>Freq</th> <th>Level</th> <th>Line</th> <th>Margin</th> <th>Level</th> <th>Factor</th> <th>Loss</th> <th>Factor</th> <th>Factor</th> </tr> <tr> <th>MHz</th> <th>dBuV/m</th> <th>dBuV/m</th> <th>dB</th> <th>dBuV</th> <th>dB/m</th> <th>dB</th> <th>dB</th> <th>cm</th> <th>deg</th> </tr> </thead> <tbody> <tr> <td>1</td> <td>5320.00</td> <td>95.55</td> <td>-----</td> <td>-----</td> <td>84.97</td> <td>32.94</td> <td>10.49</td> <td>32.85</td> <td>0.00</td> <td>353</td> <td>108</td> <td>AVERAGE</td> </tr> </tbody> </table>	Limit	Read	Ant	Cable	Preamp	Aux	APos	TPos	Remark	Freq	Level	Line	Margin	Level	Factor	Loss	Factor	Factor	MHz	dBuV/m	dBuV/m	dB	dBuV	dB/m	dB	dB	cm	deg	1	5320.00	95.55	-----	-----	84.97	32.94	10.49	32.85	0.00	353	108	AVERAGE
	Limit	Read	Ant	Cable	Preamp	Aux	APos	TPos	Remark																																																																											
Freq	Level	Line	Margin	Level	Factor	Loss	Factor	Factor																																																																												
MHz	dBuV/m	dBuV/m	dB	dBuV	dB/m	dB	dB	cm	deg																																																																											
1	5350.00	44.38	54.00	-9.62	33.72	33.00	10.51	32.85	0.00	353	108	AVERAGE																																																																								
Limit	Read	Ant	Cable	Preamp	Aux	APos	TPos	Remark																																																																												
Freq	Level	Line	Margin	Level	Factor	Loss	Factor	Factor																																																																												
MHz	dBuV/m	dBuV/m	dB	dBuV	dB/m	dB	dB	cm	deg																																																																											
1	5320.00	95.55	-----	-----	84.97	32.94	10.49	32.85	0.00	353	108	AVERAGE																																																																								

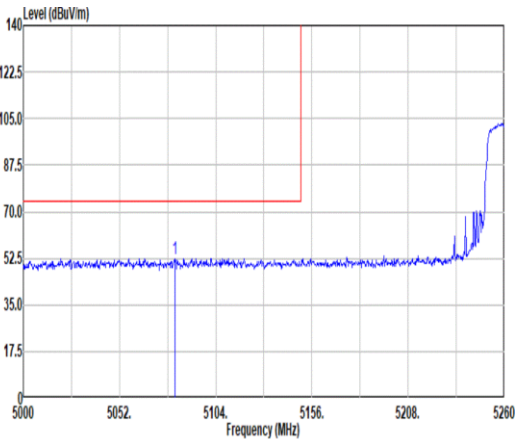
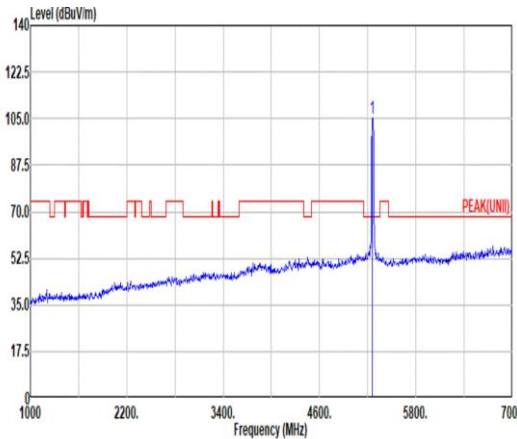
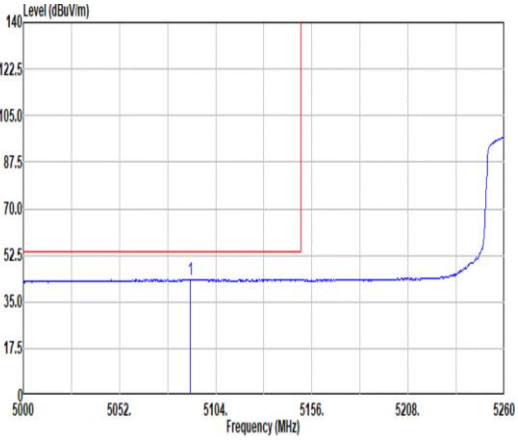
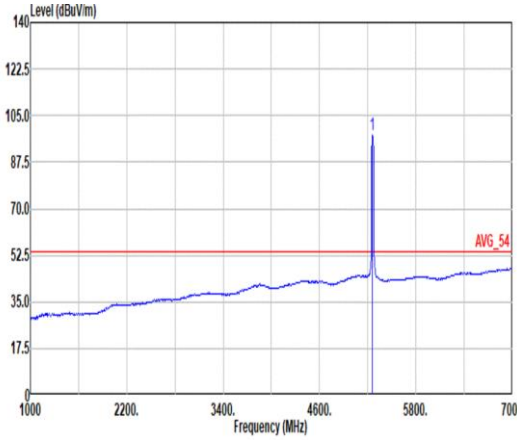


Mode	12																																																																																																													
	Harmonic																																																																																																													
	U-NII-2A_5.25-5.35_802.11a Tx_CH64_5320MHz																																																																																																													
ANT	1																																																																																																													
Pol.	Horizontal	Vertical																																																																																																												
Peak Avg	<p>Site : 03CH11-HY Condition: PEAK(UNII) 3m 91280_01620_238817 HORIZONTAL</p> <table border="1"> <thead> <tr> <th>Limit</th> <th>Read</th> <th>Ant</th> <th>Cable</th> <th>Preamp</th> <th>Aux</th> <th>APos</th> <th>TPos</th> <th>Remark</th> </tr> <tr> <th>Freq</th> <th>Level</th> <th>Line Margin</th> <th>Level</th> <th>Factor</th> <th>Loss Factor</th> <th>Factor</th> <th></th> <th></th> </tr> <tr> <th>MHz</th> <th>dBuV/m</th> <th>dBuV/m</th> <th>dB</th> <th>dBuV</th> <th>dB/m</th> <th>dB</th> <th>dB</th> <th>cm</th> <th>deg</th> </tr> </thead> <tbody> <tr> <td>1</td> <td>10640.00</td> <td>46.27</td> <td>74.00</td> <td>-27.73</td> <td>50.11</td> <td>39.26</td> <td>17.62</td> <td>61.00</td> <td>0.28</td> <td>--</td> <td>--</td> <td>PEAK</td> </tr> <tr> <td>2</td> <td>15960.00</td> <td>45.28</td> <td>74.00</td> <td>-28.72</td> <td>47.12</td> <td>37.38</td> <td>21.79</td> <td>61.28</td> <td>0.27</td> <td>--</td> <td>--</td> <td>PEAK</td> </tr> </tbody> </table>	Limit	Read	Ant	Cable	Preamp	Aux	APos	TPos	Remark	Freq	Level	Line Margin	Level	Factor	Loss Factor	Factor			MHz	dBuV/m	dBuV/m	dB	dBuV	dB/m	dB	dB	cm	deg	1	10640.00	46.27	74.00	-27.73	50.11	39.26	17.62	61.00	0.28	--	--	PEAK	2	15960.00	45.28	74.00	-28.72	47.12	37.38	21.79	61.28	0.27	--	--	PEAK	<p>Site : 03CH11-HY Condition: PEAK(UNII) 3m 91280_01620_238817 VERTICAL</p> <table border="1"> <thead> <tr> <th>Limit</th> <th>Read</th> <th>Ant</th> <th>Cable</th> <th>Preamp</th> <th>Aux</th> <th>APos</th> <th>TPos</th> <th>Remark</th> </tr> <tr> <th>Freq</th> <th>Level</th> <th>Line Margin</th> <th>Level</th> <th>Factor</th> <th>Loss Factor</th> <th>Factor</th> <th></th> <th></th> </tr> <tr> <th>MHz</th> <th>dBuV/m</th> <th>dBuV/m</th> <th>dB</th> <th>dBuV</th> <th>dB/m</th> <th>dB</th> <th>dB</th> <th>cm</th> <th>deg</th> </tr> </thead> <tbody> <tr> <td>1</td> <td>10640.00</td> <td>45.87</td> <td>74.00</td> <td>-28.13</td> <td>49.71</td> <td>39.26</td> <td>17.62</td> <td>61.00</td> <td>0.28</td> <td>--</td> <td>--</td> <td>PEAK</td> </tr> <tr> <td>2</td> <td>15960.00</td> <td>45.46</td> <td>74.00</td> <td>-28.54</td> <td>47.30</td> <td>37.38</td> <td>21.79</td> <td>61.28</td> <td>0.27</td> <td>--</td> <td>--</td> <td>PEAK</td> </tr> </tbody> </table>	Limit	Read	Ant	Cable	Preamp	Aux	APos	TPos	Remark	Freq	Level	Line Margin	Level	Factor	Loss Factor	Factor			MHz	dBuV/m	dBuV/m	dB	dBuV	dB/m	dB	dB	cm	deg	1	10640.00	45.87	74.00	-28.13	49.71	39.26	17.62	61.00	0.28	--	--	PEAK	2	15960.00	45.46	74.00	-28.54	47.30	37.38	21.79	61.28	0.27	--	--	PEAK
	Limit	Read	Ant	Cable	Preamp	Aux	APos	TPos	Remark																																																																																																					
Freq	Level	Line Margin	Level	Factor	Loss Factor	Factor																																																																																																								
MHz	dBuV/m	dBuV/m	dB	dBuV	dB/m	dB	dB	cm	deg																																																																																																					
1	10640.00	46.27	74.00	-27.73	50.11	39.26	17.62	61.00	0.28	--	--	PEAK																																																																																																		
2	15960.00	45.28	74.00	-28.72	47.12	37.38	21.79	61.28	0.27	--	--	PEAK																																																																																																		
Limit	Read	Ant	Cable	Preamp	Aux	APos	TPos	Remark																																																																																																						
Freq	Level	Line Margin	Level	Factor	Loss Factor	Factor																																																																																																								
MHz	dBuV/m	dBuV/m	dB	dBuV	dB/m	dB	dB	cm	deg																																																																																																					
1	10640.00	45.87	74.00	-28.13	49.71	39.26	17.62	61.00	0.28	--	--	PEAK																																																																																																		
2	15960.00	45.46	74.00	-28.54	47.30	37.38	21.79	61.28	0.27	--	--	PEAK																																																																																																		



	12	
Mode	Harmonic	
	U-NII-2A_5.25-5.35_802.11a Tx_CH64_5320MHz	
ANT	1	
Pol.	Horizontal	Vertical
14.47G ~14.5G Avg	<p>Site : 03CH11-HY Condition: AVG_54 3m 91200_01620_230817 HORIZONTAL</p>	<p>Site : 03CH11-HY Condition: AVG_54 3m 91200_01620_230817 VERTICAL</p>
	<p>Site : 03CH11-HY Condition: AVG_54 3m 91200_01620_230817 HORIZONTAL</p>	<p>Site : 03CH11-HY Condition: AVG_54 3m 91200_01620_230817 VERTICAL</p>

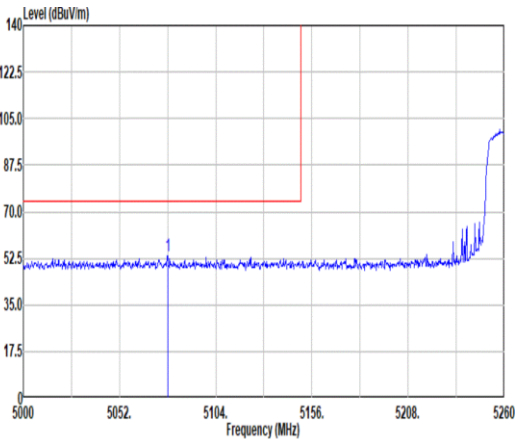
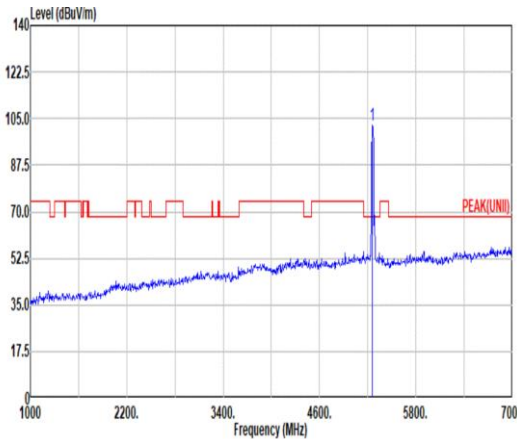
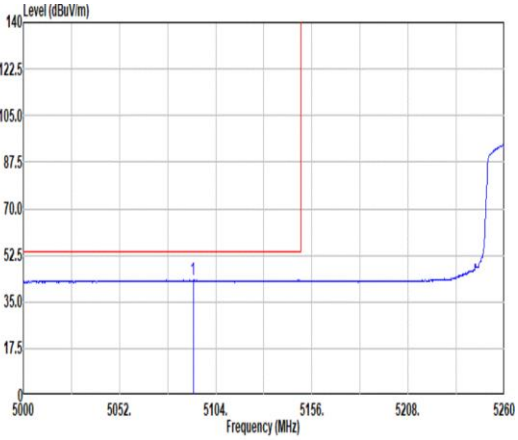
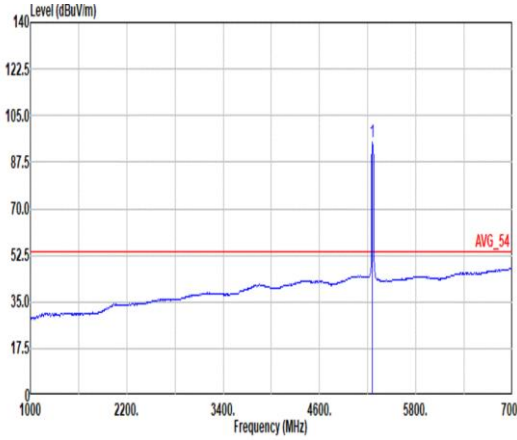


	13																																																																													
Mode	Band Edge - L																																																																													
	U-NII-2A_5.25-5.35_802.11n HT20_CH52_5260MHz																																																																													
ANT	1																																																																													
Pol.	Horizontal	Fundamental																																																																												
Peak	 <p>Site : 03CH11-HY Condition: PEAK_BE_74 3m 91200_01620_230817 HORIZONTAL : RBW:1000.000kHz VBW:3000.000kHz SWT:Auto</p> <table border="1"> <thead> <tr> <th>Limit</th> <th>Read</th> <th>Ant</th> <th>Cable</th> <th>Preamp</th> <th>Aux</th> <th>APos</th> <th>TPos</th> <th>Remark</th> </tr> <tr> <th>Freq</th> <th>Level</th> <th>Line Margin</th> <th>Level</th> <th>Factor</th> <th>Loss Factor</th> <th>Factor</th> <th></th> <th></th> </tr> <tr> <th>MHz</th> <th>dBuV/m</th> <th>dBuV/m</th> <th>dB</th> <th>dBuV</th> <th>dB/m</th> <th>dB</th> <th>dB</th> <th>cm</th> <th>deg</th> </tr> </thead> <tbody> <tr> <td>1 5081.90</td> <td>52.55</td> <td>74.00</td> <td>-21.45</td> <td>41.91</td> <td>33.20</td> <td>10.31</td> <td>32.87</td> <td>0.00</td> <td>111 69 PEAK</td> </tr> </tbody> </table>	Limit	Read	Ant	Cable	Preamp	Aux	APos	TPos	Remark	Freq	Level	Line Margin	Level	Factor	Loss Factor	Factor			MHz	dBuV/m	dBuV/m	dB	dBuV	dB/m	dB	dB	cm	deg	1 5081.90	52.55	74.00	-21.45	41.91	33.20	10.31	32.87	0.00	111 69 PEAK	 <p>Site : 03CH11-HY Condition: PEAK(UNII) 3m 91200_01620_230817 HORIZONTAL : RBW:1000.000kHz VBW:3000.000kHz SWT:Auto</p> <table border="1"> <thead> <tr> <th>Limit</th> <th>Read</th> <th>Ant</th> <th>Cable</th> <th>Preamp</th> <th>Aux</th> <th>APos</th> <th>TPos</th> <th>Remark</th> </tr> <tr> <th>Freq</th> <th>Level</th> <th>Line Margin</th> <th>Level</th> <th>Factor</th> <th>Loss Factor</th> <th>Factor</th> <th></th> <th></th> </tr> <tr> <th>MHz</th> <th>dBuV/m</th> <th>dBuV/m</th> <th>dB</th> <th>dBuV</th> <th>dB/m</th> <th>dB</th> <th>dB</th> <th>cm</th> <th>deg</th> </tr> </thead> <tbody> <tr> <td>1 5260.00</td> <td>105.28</td> <td>-----</td> <td>-----</td> <td>94.71</td> <td>32.98</td> <td>10.45</td> <td>32.86</td> <td>0.00</td> <td>111 69 PEAK</td> </tr> </tbody> </table>	Limit	Read	Ant	Cable	Preamp	Aux	APos	TPos	Remark	Freq	Level	Line Margin	Level	Factor	Loss Factor	Factor			MHz	dBuV/m	dBuV/m	dB	dBuV	dB/m	dB	dB	cm	deg	1 5260.00	105.28	-----	-----	94.71	32.98	10.45	32.86	0.00	111 69 PEAK
Limit	Read	Ant	Cable	Preamp	Aux	APos	TPos	Remark																																																																						
Freq	Level	Line Margin	Level	Factor	Loss Factor	Factor																																																																								
MHz	dBuV/m	dBuV/m	dB	dBuV	dB/m	dB	dB	cm	deg																																																																					
1 5081.90	52.55	74.00	-21.45	41.91	33.20	10.31	32.87	0.00	111 69 PEAK																																																																					
Limit	Read	Ant	Cable	Preamp	Aux	APos	TPos	Remark																																																																						
Freq	Level	Line Margin	Level	Factor	Loss Factor	Factor																																																																								
MHz	dBuV/m	dBuV/m	dB	dBuV	dB/m	dB	dB	cm	deg																																																																					
1 5260.00	105.28	-----	-----	94.71	32.98	10.45	32.86	0.00	111 69 PEAK																																																																					
Avg	 <p>Site : 03CH11-HY Condition: AVG_BE_54 3m 91200_01620_230817 HORIZONTAL : RBW:1000.000kHz VBW:0.820kHz SWT:Auto</p> <table border="1"> <thead> <tr> <th>Limit</th> <th>Read</th> <th>Ant</th> <th>Cable</th> <th>Preamp</th> <th>Aux</th> <th>APos</th> <th>TPos</th> <th>Remark</th> </tr> <tr> <th>Freq</th> <th>Level</th> <th>Line Margin</th> <th>Level</th> <th>Factor</th> <th>Loss Factor</th> <th>Factor</th> <th></th> <th></th> </tr> <tr> <th>MHz</th> <th>dBuV/m</th> <th>dBuV/m</th> <th>dB</th> <th>dBuV</th> <th>dB/m</th> <th>dB</th> <th>dB</th> <th>cm</th> <th>deg</th> </tr> </thead> <tbody> <tr> <td>1 5090.40</td> <td>43.48</td> <td>54.00</td> <td>-10.52</td> <td>32.83</td> <td>33.20</td> <td>10.32</td> <td>32.87</td> <td>0.00</td> <td>111 69 AVERAGE</td> </tr> </tbody> </table>	Limit	Read	Ant	Cable	Preamp	Aux	APos	TPos	Remark	Freq	Level	Line Margin	Level	Factor	Loss Factor	Factor			MHz	dBuV/m	dBuV/m	dB	dBuV	dB/m	dB	dB	cm	deg	1 5090.40	43.48	54.00	-10.52	32.83	33.20	10.32	32.87	0.00	111 69 AVERAGE	 <p>Site : 03CH11-HY Condition: AVG_54 3m 91200_01620_230817 HORIZONTAL : RBW:1000.000kHz VBW:0.820kHz SWT:Auto</p> <table border="1"> <thead> <tr> <th>Limit</th> <th>Read</th> <th>Ant</th> <th>Cable</th> <th>Preamp</th> <th>Aux</th> <th>APos</th> <th>TPos</th> <th>Remark</th> </tr> <tr> <th>Freq</th> <th>Level</th> <th>Line Margin</th> <th>Level</th> <th>Factor</th> <th>Loss Factor</th> <th>Factor</th> <th></th> <th></th> </tr> <tr> <th>MHz</th> <th>dBuV/m</th> <th>dBuV/m</th> <th>dB</th> <th>dBuV</th> <th>dB/m</th> <th>dB</th> <th>dB</th> <th>cm</th> <th>deg</th> </tr> </thead> <tbody> <tr> <td>1 5260.00</td> <td>97.72</td> <td>-----</td> <td>-----</td> <td>87.15</td> <td>32.98</td> <td>10.45</td> <td>32.86</td> <td>0.00</td> <td>111 69 AVERAGE</td> </tr> </tbody> </table>	Limit	Read	Ant	Cable	Preamp	Aux	APos	TPos	Remark	Freq	Level	Line Margin	Level	Factor	Loss Factor	Factor			MHz	dBuV/m	dBuV/m	dB	dBuV	dB/m	dB	dB	cm	deg	1 5260.00	97.72	-----	-----	87.15	32.98	10.45	32.86	0.00	111 69 AVERAGE
Limit	Read	Ant	Cable	Preamp	Aux	APos	TPos	Remark																																																																						
Freq	Level	Line Margin	Level	Factor	Loss Factor	Factor																																																																								
MHz	dBuV/m	dBuV/m	dB	dBuV	dB/m	dB	dB	cm	deg																																																																					
1 5090.40	43.48	54.00	-10.52	32.83	33.20	10.32	32.87	0.00	111 69 AVERAGE																																																																					
Limit	Read	Ant	Cable	Preamp	Aux	APos	TPos	Remark																																																																						
Freq	Level	Line Margin	Level	Factor	Loss Factor	Factor																																																																								
MHz	dBuV/m	dBuV/m	dB	dBuV	dB/m	dB	dB	cm	deg																																																																					
1 5260.00	97.72	-----	-----	87.15	32.98	10.45	32.86	0.00	111 69 AVERAGE																																																																					



Mode	13																																														
	Band Edge - R																																														
	U-NII-2A_5.25-5.35_802.11n HT20_CH52_5260MHz																																														
ANT	1																																														
Pol.	Horizontal	Fundamental																																													
Peak	<p>Site : 03CH11-HY Condition: PEAK_BE_74 3m 91200 01620 230817 HORIZONTAL : RBW:1000.000kHz VBW:3000.000kHz SWT:Auto</p> <table border="1"> <thead> <tr> <th>Limit</th> <th>Read</th> <th>Ant</th> <th>Cable</th> <th>Preamp</th> <th>Aux</th> <th>APos</th> <th>TPos</th> <th>Remark</th> </tr> <tr> <th>Freq</th> <th>Level</th> <th>Line</th> <th>Margin</th> <th>Level</th> <th>Factor</th> <th>Loss</th> <th>Factor</th> <th>Factor</th> </tr> <tr> <th>MHz</th> <th>dBuV/m</th> <th>dBuV/m</th> <th>dB</th> <th>dBuV</th> <th>dB/m</th> <th>dB</th> <th>dB</th> <th>dB</th> </tr> </thead> <tbody> <tr> <td>1 5363.00</td> <td>52.68</td> <td>74.00</td> <td>-21.32</td> <td>42.02</td> <td>33.00</td> <td>10.51</td> <td>32.85</td> <td>0.00</td> </tr> <tr> <td></td> <td></td> <td></td> <td></td> <td></td> <td></td> <td></td> <td></td> <td>111 69 PEAK</td> </tr> </tbody> </table>	Limit	Read	Ant	Cable	Preamp	Aux	APos	TPos	Remark	Freq	Level	Line	Margin	Level	Factor	Loss	Factor	Factor	MHz	dBuV/m	dBuV/m	dB	dBuV	dB/m	dB	dB	dB	1 5363.00	52.68	74.00	-21.32	42.02	33.00	10.51	32.85	0.00									111 69 PEAK	Blank
Limit	Read	Ant	Cable	Preamp	Aux	APos	TPos	Remark																																							
Freq	Level	Line	Margin	Level	Factor	Loss	Factor	Factor																																							
MHz	dBuV/m	dBuV/m	dB	dBuV	dB/m	dB	dB	dB																																							
1 5363.00	52.68	74.00	-21.32	42.02	33.00	10.51	32.85	0.00																																							
								111 69 PEAK																																							
Avg	<p>Site : 03CH11-HY Condition: AVG_BE_54 3m 91200 01620 230817 HORIZONTAL : RBW:1000.000kHz VBW:0.820kHz SWT:Auto</p> <table border="1"> <thead> <tr> <th>Limit</th> <th>Read</th> <th>Ant</th> <th>Cable</th> <th>Preamp</th> <th>Aux</th> <th>APos</th> <th>TPos</th> <th>Remark</th> </tr> <tr> <th>Freq</th> <th>Level</th> <th>Line</th> <th>Margin</th> <th>Level</th> <th>Factor</th> <th>Loss</th> <th>Factor</th> <th>Factor</th> </tr> <tr> <th>MHz</th> <th>dBuV/m</th> <th>dBuV/m</th> <th>dB</th> <th>dBuV</th> <th>dB/m</th> <th>dB</th> <th>dB</th> <th>dB</th> </tr> </thead> <tbody> <tr> <td>1 5363.00</td> <td>42.50</td> <td>54.00</td> <td>-11.50</td> <td>31.06</td> <td>32.97</td> <td>10.52</td> <td>32.85</td> <td>0.00</td> </tr> <tr> <td></td> <td></td> <td></td> <td></td> <td></td> <td></td> <td></td> <td></td> <td>111 69 AVERAGE</td> </tr> </tbody> </table>	Limit	Read	Ant	Cable	Preamp	Aux	APos	TPos	Remark	Freq	Level	Line	Margin	Level	Factor	Loss	Factor	Factor	MHz	dBuV/m	dBuV/m	dB	dBuV	dB/m	dB	dB	dB	1 5363.00	42.50	54.00	-11.50	31.06	32.97	10.52	32.85	0.00									111 69 AVERAGE	Blank
Limit	Read	Ant	Cable	Preamp	Aux	APos	TPos	Remark																																							
Freq	Level	Line	Margin	Level	Factor	Loss	Factor	Factor																																							
MHz	dBuV/m	dBuV/m	dB	dBuV	dB/m	dB	dB	dB																																							
1 5363.00	42.50	54.00	-11.50	31.06	32.97	10.52	32.85	0.00																																							
								111 69 AVERAGE																																							



		13																																																																																		
Mode		Band Edge - L																																																																																		
		U-NII-2A_5.25-5.35_802.11n HT20_CH52_5260MHz																																																																																		
ANT		1																																																																																		
Pol.	Vertical	Fundamental																																																																																		
Peak	 <p>Site : 03CH11-HY Condition: PEAK_BE_74 3m 91200_01620_230817 VERTICAL : RBW:1000.000kHz VBW:3000.000kHz SWT:Auto</p> <table border="1"> <thead> <tr> <th>Limit</th> <th>Read</th> <th>Ant</th> <th>Cable</th> <th>Preamp</th> <th>Aux</th> <th>APos</th> <th>TPos</th> <th>Remark</th> </tr> <tr> <th>Freq</th> <th>Level</th> <th>Line</th> <th>Margin</th> <th>Level</th> <th>Factor</th> <th>Loss</th> <th>Factor</th> <th>Factor</th> </tr> <tr> <th>MHz</th> <th>dBuV/m</th> <th>dBuV/m</th> <th>dB</th> <th>dBuV</th> <th>dB/m</th> <th>dB</th> <th>dB</th> <th>cm</th> <th>deg</th> </tr> </thead> <tbody> <tr> <td>1</td> <td>5078.00</td> <td>53.62</td> <td>74.00</td> <td>-20.38</td> <td>42.98</td> <td>33.20</td> <td>10.31</td> <td>32.87</td> <td>0.00</td> <td>365</td> <td>112</td> <td>PEAK</td> </tr> </tbody> </table>	Limit	Read	Ant	Cable	Preamp	Aux	APos	TPos	Remark	Freq	Level	Line	Margin	Level	Factor	Loss	Factor	Factor	MHz	dBuV/m	dBuV/m	dB	dBuV	dB/m	dB	dB	cm	deg	1	5078.00	53.62	74.00	-20.38	42.98	33.20	10.31	32.87	0.00	365	112	PEAK	 <p>Site : 03CH11-HY Condition: PEAK(UNII) 3m 91200_01620_230817 VERTICAL : RBW:1000.000kHz VBW:3000.000kHz SWT:Auto</p> <table border="1"> <thead> <tr> <th>Limit</th> <th>Read</th> <th>Ant</th> <th>Cable</th> <th>Preamp</th> <th>Aux</th> <th>APos</th> <th>TPos</th> <th>Remark</th> </tr> <tr> <th>Freq</th> <th>Level</th> <th>Line</th> <th>Margin</th> <th>Level</th> <th>Factor</th> <th>Loss</th> <th>Factor</th> <th>Factor</th> </tr> <tr> <th>MHz</th> <th>dBuV/m</th> <th>dBuV/m</th> <th>dB</th> <th>dBuV</th> <th>dB/m</th> <th>dB</th> <th>dB</th> <th>cm</th> <th>deg</th> </tr> </thead> <tbody> <tr> <td>1</td> <td>5260.00</td> <td>102.48</td> <td>-----</td> <td>-----</td> <td>91.90</td> <td>32.99</td> <td>10.45</td> <td>32.86</td> <td>0.00</td> <td>365</td> <td>112</td> <td>PEAK</td> </tr> </tbody> </table>	Limit	Read	Ant	Cable	Preamp	Aux	APos	TPos	Remark	Freq	Level	Line	Margin	Level	Factor	Loss	Factor	Factor	MHz	dBuV/m	dBuV/m	dB	dBuV	dB/m	dB	dB	cm	deg	1	5260.00	102.48	-----	-----	91.90	32.99	10.45	32.86	0.00	365	112	PEAK
	Limit	Read	Ant	Cable	Preamp	Aux	APos	TPos	Remark																																																																											
Freq	Level	Line	Margin	Level	Factor	Loss	Factor	Factor																																																																												
MHz	dBuV/m	dBuV/m	dB	dBuV	dB/m	dB	dB	cm	deg																																																																											
1	5078.00	53.62	74.00	-20.38	42.98	33.20	10.31	32.87	0.00	365	112	PEAK																																																																								
Limit	Read	Ant	Cable	Preamp	Aux	APos	TPos	Remark																																																																												
Freq	Level	Line	Margin	Level	Factor	Loss	Factor	Factor																																																																												
MHz	dBuV/m	dBuV/m	dB	dBuV	dB/m	dB	dB	cm	deg																																																																											
1	5260.00	102.48	-----	-----	91.90	32.99	10.45	32.86	0.00	365	112	PEAK																																																																								
Avg	 <p>Site : 03CH11-HY Condition: AVG_BE_54 3m 91200_01620_230817 VERTICAL : RBW:1000.000kHz VBW:0.820kHz SWT:Auto</p> <table border="1"> <thead> <tr> <th>Limit</th> <th>Read</th> <th>Ant</th> <th>Cable</th> <th>Preamp</th> <th>Aux</th> <th>APos</th> <th>TPos</th> <th>Remark</th> </tr> <tr> <th>Freq</th> <th>Level</th> <th>Line</th> <th>Margin</th> <th>Level</th> <th>Factor</th> <th>Loss</th> <th>Factor</th> <th>Factor</th> </tr> <tr> <th>MHz</th> <th>dBuV/m</th> <th>dBuV/m</th> <th>dB</th> <th>dBuV</th> <th>dB/m</th> <th>dB</th> <th>dB</th> <th>cm</th> <th>deg</th> </tr> </thead> <tbody> <tr> <td>1</td> <td>5091.70</td> <td>43.26</td> <td>54.00</td> <td>-10.74</td> <td>32.61</td> <td>33.20</td> <td>10.32</td> <td>32.87</td> <td>0.00</td> <td>365</td> <td>112</td> <td>AVERAGE</td> </tr> </tbody> </table>	Limit	Read	Ant	Cable	Preamp	Aux	APos	TPos	Remark	Freq	Level	Line	Margin	Level	Factor	Loss	Factor	Factor	MHz	dBuV/m	dBuV/m	dB	dBuV	dB/m	dB	dB	cm	deg	1	5091.70	43.26	54.00	-10.74	32.61	33.20	10.32	32.87	0.00	365	112	AVERAGE	 <p>Site : 03CH11-HY Condition: AVG_54 3m 91200_01620_230817 VERTICAL : RBW:1000.000kHz VBW:0.820kHz SWT:Auto</p> <table border="1"> <thead> <tr> <th>Limit</th> <th>Read</th> <th>Ant</th> <th>Cable</th> <th>Preamp</th> <th>Aux</th> <th>APos</th> <th>TPos</th> <th>Remark</th> </tr> <tr> <th>Freq</th> <th>Level</th> <th>Line</th> <th>Margin</th> <th>Level</th> <th>Factor</th> <th>Loss</th> <th>Factor</th> <th>Factor</th> </tr> <tr> <th>MHz</th> <th>dBuV/m</th> <th>dBuV/m</th> <th>dB</th> <th>dBuV</th> <th>dB/m</th> <th>dB</th> <th>dB</th> <th>cm</th> <th>deg</th> </tr> </thead> <tbody> <tr> <td>1</td> <td>5260.00</td> <td>94.87</td> <td>-----</td> <td>-----</td> <td>84.30</td> <td>32.98</td> <td>10.45</td> <td>32.86</td> <td>0.00</td> <td>365</td> <td>112</td> <td>AVERAGE</td> </tr> </tbody> </table>	Limit	Read	Ant	Cable	Preamp	Aux	APos	TPos	Remark	Freq	Level	Line	Margin	Level	Factor	Loss	Factor	Factor	MHz	dBuV/m	dBuV/m	dB	dBuV	dB/m	dB	dB	cm	deg	1	5260.00	94.87	-----	-----	84.30	32.98	10.45	32.86	0.00	365	112	AVERAGE
	Limit	Read	Ant	Cable	Preamp	Aux	APos	TPos	Remark																																																																											
Freq	Level	Line	Margin	Level	Factor	Loss	Factor	Factor																																																																												
MHz	dBuV/m	dBuV/m	dB	dBuV	dB/m	dB	dB	cm	deg																																																																											
1	5091.70	43.26	54.00	-10.74	32.61	33.20	10.32	32.87	0.00	365	112	AVERAGE																																																																								
Limit	Read	Ant	Cable	Preamp	Aux	APos	TPos	Remark																																																																												
Freq	Level	Line	Margin	Level	Factor	Loss	Factor	Factor																																																																												
MHz	dBuV/m	dBuV/m	dB	dBuV	dB/m	dB	dB	cm	deg																																																																											
1	5260.00	94.87	-----	-----	84.30	32.98	10.45	32.86	0.00	365	112	AVERAGE																																																																								



	13																																						
Mode	Band Edge - R																																						
	U-NII-2A_5.25-5.35_802.11n HT20_CH52_5260MHz																																						
ANT	1																																						
Pol.	Vertical	Fundamental																																					
Peak	<p>Site : 03CH11-HY Condition: PEAK_BE_74 3m 91200 01620 230817 VERTICAL : RBW:1000.000kHz VBW:3000.000kHz SWT:Auto</p> <table border="1"> <thead> <tr> <th>Limit</th> <th>Read</th> <th>Ant</th> <th>Cable</th> <th>Preamp</th> <th>Aux</th> <th>APos</th> <th>TPos</th> <th>Remark</th> </tr> <tr> <th>Freq</th> <th>Level</th> <th>Line</th> <th>Margin</th> <th>Level</th> <th>Factor</th> <th>Loss</th> <th>Factor</th> <th>Factor</th> </tr> <tr> <th>MHz</th> <th>dBuV/m</th> <th>dBuV/m</th> <th>dB</th> <th>dBuV</th> <th>dB/m</th> <th>dB</th> <th>dB</th> <th>dB</th> </tr> </thead> <tbody> <tr> <td>1 5407.40</td> <td>52.15</td> <td>74.00</td> <td>-21.85</td> <td>41.54</td> <td>32.91</td> <td>10.55</td> <td>32.85</td> <td>0.00</td> <td>365 112 PEAK</td> </tr> </tbody> </table>	Limit	Read	Ant	Cable	Preamp	Aux	APos	TPos	Remark	Freq	Level	Line	Margin	Level	Factor	Loss	Factor	Factor	MHz	dBuV/m	dBuV/m	dB	dBuV	dB/m	dB	dB	dB	1 5407.40	52.15	74.00	-21.85	41.54	32.91	10.55	32.85	0.00	365 112 PEAK	Blank
	Limit	Read	Ant	Cable	Preamp	Aux	APos	TPos	Remark																														
Freq	Level	Line	Margin	Level	Factor	Loss	Factor	Factor																															
MHz	dBuV/m	dBuV/m	dB	dBuV	dB/m	dB	dB	dB																															
1 5407.40	52.15	74.00	-21.85	41.54	32.91	10.55	32.85	0.00	365 112 PEAK																														
Avg	<p>Site : 03CH11-HY Condition: AVG_BE_54 3m 91200 01620 230817 VERTICAL : RBW:1000.000kHz VBW:0.820kHz SWT:Auto</p> <table border="1"> <thead> <tr> <th>Limit</th> <th>Read</th> <th>Ant</th> <th>Cable</th> <th>Preamp</th> <th>Aux</th> <th>APos</th> <th>TPos</th> <th>Remark</th> </tr> <tr> <th>Freq</th> <th>Level</th> <th>Line</th> <th>Margin</th> <th>Level</th> <th>Factor</th> <th>Loss</th> <th>Factor</th> <th>Factor</th> </tr> <tr> <th>MHz</th> <th>dBuV/m</th> <th>dBuV/m</th> <th>dB</th> <th>dBuV</th> <th>dB/m</th> <th>dB</th> <th>dB</th> <th>dB</th> </tr> </thead> <tbody> <tr> <td>1 5355.00</td> <td>41.96</td> <td>54.00</td> <td>-12.04</td> <td>31.31</td> <td>32.99</td> <td>10.51</td> <td>32.85</td> <td>0.00</td> <td>365 112 AVERAGE</td> </tr> </tbody> </table>	Limit	Read	Ant	Cable	Preamp	Aux	APos	TPos	Remark	Freq	Level	Line	Margin	Level	Factor	Loss	Factor	Factor	MHz	dBuV/m	dBuV/m	dB	dBuV	dB/m	dB	dB	dB	1 5355.00	41.96	54.00	-12.04	31.31	32.99	10.51	32.85	0.00	365 112 AVERAGE	Blank
Limit	Read	Ant	Cable	Preamp	Aux	APos	TPos	Remark																															
Freq	Level	Line	Margin	Level	Factor	Loss	Factor	Factor																															
MHz	dBuV/m	dBuV/m	dB	dBuV	dB/m	dB	dB	dB																															
1 5355.00	41.96	54.00	-12.04	31.31	32.99	10.51	32.85	0.00	365 112 AVERAGE																														

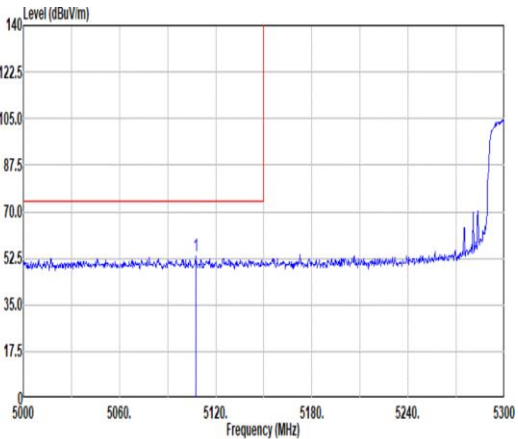
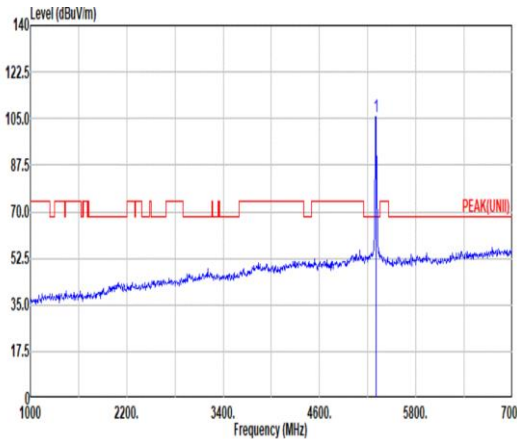
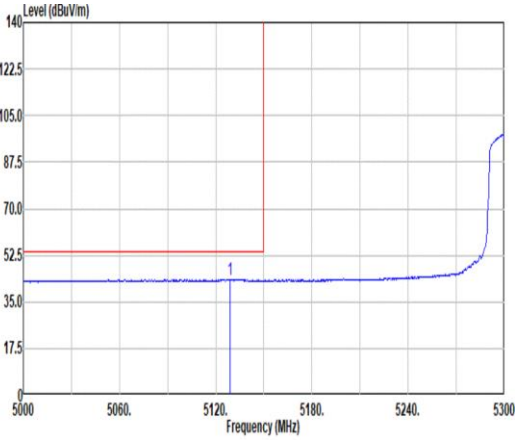
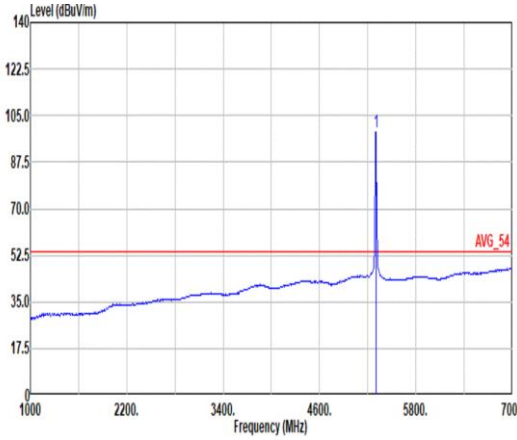


Mode	13																																																																																																											
	Harmonic																																																																																																											
	U-NII-2A_5.25-5.35_802.11n HT20_CH52_5260MHz																																																																																																											
ANT	1																																																																																																											
Pol.	Horizontal	Vertical																																																																																																										
Peak Avg	<p>Site : 03CH11-HY Condition: PEAK(UNII) 3m 91200_01620_230817 HORIZONTAL</p> <table border="1"> <thead> <tr> <th>Limit</th> <th>Read</th> <th>Ant</th> <th>Cable</th> <th>Preamp</th> <th>Aux</th> <th>APos</th> <th>TPos</th> <th>Remark</th> </tr> <tr> <th>Freq</th> <th>Level</th> <th>Line</th> <th>Margin</th> <th>Level</th> <th>Factor</th> <th>Loss</th> <th>Factor</th> <th>Factor</th> </tr> <tr> <th>MHz</th> <th>dBuV/m</th> <th>dBuV/m</th> <th>dB</th> <th>dBuV</th> <th>dB/m</th> <th>dB</th> <th>dB</th> <th>dB</th> </tr> </thead> <tbody> <tr> <td>1</td> <td>10520.00</td> <td>47.04</td> <td>68.20</td> <td>-21.16</td> <td>51.23</td> <td>38.74</td> <td>17.58</td> <td>60.79</td> <td>0.28</td> <td>--</td> <td>--</td> <td>PEAK</td> </tr> <tr> <td>2</td> <td>15780.00</td> <td>46.75</td> <td>74.00</td> <td>-27.25</td> <td>49.01</td> <td>37.54</td> <td>21.70</td> <td>61.74</td> <td>0.24</td> <td>--</td> <td>--</td> <td>PEAK</td> </tr> </tbody> </table>	Limit	Read	Ant	Cable	Preamp	Aux	APos	TPos	Remark	Freq	Level	Line	Margin	Level	Factor	Loss	Factor	Factor	MHz	dBuV/m	dBuV/m	dB	dBuV	dB/m	dB	dB	dB	1	10520.00	47.04	68.20	-21.16	51.23	38.74	17.58	60.79	0.28	--	--	PEAK	2	15780.00	46.75	74.00	-27.25	49.01	37.54	21.70	61.74	0.24	--	--	PEAK	<p>Site : 03CH11-HY Condition: PEAK(UNII) 3m 91200_01620_230817 VERTICAL</p> <table border="1"> <thead> <tr> <th>Limit</th> <th>Read</th> <th>Ant</th> <th>Cable</th> <th>Preamp</th> <th>Aux</th> <th>APos</th> <th>TPos</th> <th>Remark</th> </tr> <tr> <th>Freq</th> <th>Level</th> <th>Line</th> <th>Margin</th> <th>Level</th> <th>Factor</th> <th>Loss</th> <th>Factor</th> <th>Factor</th> </tr> <tr> <th>MHz</th> <th>dBuV/m</th> <th>dBuV/m</th> <th>dB</th> <th>dBuV</th> <th>dB/m</th> <th>dB</th> <th>dB</th> <th>dB</th> </tr> </thead> <tbody> <tr> <td>1</td> <td>10520.00</td> <td>47.40</td> <td>68.20</td> <td>-20.80</td> <td>51.59</td> <td>38.74</td> <td>17.58</td> <td>60.79</td> <td>0.28</td> <td>--</td> <td>--</td> <td>PEAK</td> </tr> <tr> <td>2</td> <td>15780.00</td> <td>46.58</td> <td>74.00</td> <td>-27.42</td> <td>48.84</td> <td>37.54</td> <td>21.70</td> <td>61.74</td> <td>0.24</td> <td>--</td> <td>--</td> <td>PEAK</td> </tr> </tbody> </table>	Limit	Read	Ant	Cable	Preamp	Aux	APos	TPos	Remark	Freq	Level	Line	Margin	Level	Factor	Loss	Factor	Factor	MHz	dBuV/m	dBuV/m	dB	dBuV	dB/m	dB	dB	dB	1	10520.00	47.40	68.20	-20.80	51.59	38.74	17.58	60.79	0.28	--	--	PEAK	2	15780.00	46.58	74.00	-27.42	48.84	37.54	21.70	61.74	0.24	--	--	PEAK
	Limit	Read	Ant	Cable	Preamp	Aux	APos	TPos	Remark																																																																																																			
Freq	Level	Line	Margin	Level	Factor	Loss	Factor	Factor																																																																																																				
MHz	dBuV/m	dBuV/m	dB	dBuV	dB/m	dB	dB	dB																																																																																																				
1	10520.00	47.04	68.20	-21.16	51.23	38.74	17.58	60.79	0.28	--	--	PEAK																																																																																																
2	15780.00	46.75	74.00	-27.25	49.01	37.54	21.70	61.74	0.24	--	--	PEAK																																																																																																
Limit	Read	Ant	Cable	Preamp	Aux	APos	TPos	Remark																																																																																																				
Freq	Level	Line	Margin	Level	Factor	Loss	Factor	Factor																																																																																																				
MHz	dBuV/m	dBuV/m	dB	dBuV	dB/m	dB	dB	dB																																																																																																				
1	10520.00	47.40	68.20	-20.80	51.59	38.74	17.58	60.79	0.28	--	--	PEAK																																																																																																
2	15780.00	46.58	74.00	-27.42	48.84	37.54	21.70	61.74	0.24	--	--	PEAK																																																																																																



	13	
Mode	Harmonic	
	U-NII-2A_5.25-5.35_802.11n HT20_CH52_5260MHz	
ANT	1	
Pol.	Horizontal	Vertical
14.47G ~14.5G Avg	<p>Site : 03CH11-HY Condition: AVG_54 3m 91200_01620_230817 HORIZONTAL</p>	<p>Site : 03CH11-HY Condition: AVG_54 3m 91200_01620_230817 VERTICAL</p>
17.7G ~18G Avg	<p>Site : 03CH11-HY Condition: AVG_54 3m 91200_01620_230817 HORIZONTAL</p>	<p>Site : 03CH11-HY Condition: AVG_54 3m 91200_01620_230817 VERTICAL</p>



	14																																																																																																													
Mode	Band Edge - L																																																																																																													
	U-NII-2A_5.25-5.35_802.11n HT20_CH60_5300MHz																																																																																																													
ANT	1																																																																																																													
Pol.	Horizontal	Fundamental																																																																																																												
Peak	 <p>Site : 03CH11-HY Condition: PEAK_BE_74 3m 91200_01620_230817 HORIZONTAL : RBW:1000.000kHz VBW:3000.000kHz SWT:Auto</p> <table border="1"> <thead> <tr> <th>Limit</th> <th>Read</th> <th>Ant</th> <th>Cable</th> <th>Preamp</th> <th>Aux</th> <th>APos</th> <th>TPos</th> <th>Remark</th> </tr> <tr> <th>Freq</th> <th>Level</th> <th>Line</th> <th>Margin</th> <th>Level</th> <th>Factor</th> <th>Loss</th> <th>Factor</th> <th>Factor</th> </tr> <tr> <th>MHz</th> <th>dBuV/m</th> <th>dBuV/m</th> <th>dB</th> <th>dBuV</th> <th>dB/m</th> <th>dB</th> <th>dB</th> <th>dB</th> </tr> </thead> <tbody> <tr> <td>1 5107.40</td> <td>53.15</td> <td>74.00</td> <td>-20.85</td> <td>42.49</td> <td>33.20</td> <td>10.33</td> <td>32.87</td> <td>0.00</td> </tr> <tr> <td></td> <td></td> <td></td> <td></td> <td></td> <td></td> <td></td> <td></td> <td>107 76 PEAK</td> </tr> </tbody> </table>	Limit	Read	Ant	Cable	Preamp	Aux	APos	TPos	Remark	Freq	Level	Line	Margin	Level	Factor	Loss	Factor	Factor	MHz	dBuV/m	dBuV/m	dB	dBuV	dB/m	dB	dB	dB	1 5107.40	53.15	74.00	-20.85	42.49	33.20	10.33	32.87	0.00									107 76 PEAK	 <p>Site : 03CH11-HY Condition: PEAK(UNII) 3m 91200_01620_230817 HORIZONTAL : RBW:1000.000kHz VBW:3000.000kHz SWT:Auto</p> <table border="1"> <thead> <tr> <th>Limit</th> <th>Read</th> <th>Ant</th> <th>Cable</th> <th>Preamp</th> <th>Aux</th> <th>APos</th> <th>TPos</th> <th>Remark</th> </tr> <tr> <th>Freq</th> <th>Level</th> <th>Line</th> <th>Margin</th> <th>Level</th> <th>Factor</th> <th>Loss</th> <th>Factor</th> <th>Factor</th> </tr> <tr> <th>MHz</th> <th>dBuV/m</th> <th>dBuV/m</th> <th>dB</th> <th>dBuV</th> <th>dB/m</th> <th>dB</th> <th>dB</th> <th>dB</th> </tr> </thead> <tbody> <tr> <td>1 5300.00</td> <td>105.81</td> <td>-----</td> <td>-----</td> <td>95.29</td> <td>32.90</td> <td>10.48</td> <td>32.86</td> <td>0.00</td> </tr> <tr> <td></td> <td></td> <td></td> <td></td> <td></td> <td></td> <td></td> <td></td> <td></td> </tr> <tr> <td></td> <td></td> <td></td> <td></td> <td></td> <td></td> <td></td> <td></td> <td>107 76 PEAK</td> </tr> </tbody> </table>	Limit	Read	Ant	Cable	Preamp	Aux	APos	TPos	Remark	Freq	Level	Line	Margin	Level	Factor	Loss	Factor	Factor	MHz	dBuV/m	dBuV/m	dB	dBuV	dB/m	dB	dB	dB	1 5300.00	105.81	-----	-----	95.29	32.90	10.48	32.86	0.00																		107 76 PEAK									
Limit	Read	Ant	Cable	Preamp	Aux	APos	TPos	Remark																																																																																																						
Freq	Level	Line	Margin	Level	Factor	Loss	Factor	Factor																																																																																																						
MHz	dBuV/m	dBuV/m	dB	dBuV	dB/m	dB	dB	dB																																																																																																						
1 5107.40	53.15	74.00	-20.85	42.49	33.20	10.33	32.87	0.00																																																																																																						
								107 76 PEAK																																																																																																						
Limit	Read	Ant	Cable	Preamp	Aux	APos	TPos	Remark																																																																																																						
Freq	Level	Line	Margin	Level	Factor	Loss	Factor	Factor																																																																																																						
MHz	dBuV/m	dBuV/m	dB	dBuV	dB/m	dB	dB	dB																																																																																																						
1 5300.00	105.81	-----	-----	95.29	32.90	10.48	32.86	0.00																																																																																																						
								107 76 PEAK																																																																																																						
Avg	 <p>Site : 03CH11-HY Condition: AVG_BE_54 3m 91200_01620_230817 HORIZONTAL : RBW:1000.000kHz VBW:0.820kHz SWT:Auto</p> <table border="1"> <thead> <tr> <th>Limit</th> <th>Read</th> <th>Ant</th> <th>Cable</th> <th>Preamp</th> <th>Aux</th> <th>APos</th> <th>TPos</th> <th>Remark</th> </tr> <tr> <th>Freq</th> <th>Level</th> <th>Line</th> <th>Margin</th> <th>Level</th> <th>Factor</th> <th>Loss</th> <th>Factor</th> <th>Factor</th> </tr> <tr> <th>MHz</th> <th>dBuV/m</th> <th>dBuV/m</th> <th>dB</th> <th>dBuV</th> <th>dB/m</th> <th>dB</th> <th>dB</th> <th>dB</th> </tr> </thead> <tbody> <tr> <td>1 5129.00</td> <td>43.52</td> <td>54.00</td> <td>-10.48</td> <td>32.84</td> <td>33.20</td> <td>10.35</td> <td>32.87</td> <td>0.00</td> </tr> <tr> <td></td> <td></td> <td></td> <td></td> <td></td> <td></td> <td></td> <td></td> <td></td> </tr> <tr> <td></td> <td></td> <td></td> <td></td> <td></td> <td></td> <td></td> <td></td> <td>107 76 AVERAGE</td> </tr> </tbody> </table>	Limit	Read	Ant	Cable	Preamp	Aux	APos	TPos	Remark	Freq	Level	Line	Margin	Level	Factor	Loss	Factor	Factor	MHz	dBuV/m	dBuV/m	dB	dBuV	dB/m	dB	dB	dB	1 5129.00	43.52	54.00	-10.48	32.84	33.20	10.35	32.87	0.00																		107 76 AVERAGE	 <p>Site : 03CH11-HY Condition: AVG_54 3m 91200_01620_230817 HORIZONTAL : RBW:1000.000kHz VBW:0.820kHz SWT:Auto</p> <table border="1"> <thead> <tr> <th>Limit</th> <th>Read</th> <th>Ant</th> <th>Cable</th> <th>Preamp</th> <th>Aux</th> <th>APos</th> <th>TPos</th> <th>Remark</th> </tr> <tr> <th>Freq</th> <th>Level</th> <th>Line</th> <th>Margin</th> <th>Level</th> <th>Factor</th> <th>Loss</th> <th>Factor</th> <th>Factor</th> </tr> <tr> <th>MHz</th> <th>dBuV/m</th> <th>dBuV/m</th> <th>dB</th> <th>dBuV</th> <th>dB/m</th> <th>dB</th> <th>dB</th> <th>dB</th> </tr> </thead> <tbody> <tr> <td>1 5300.00</td> <td>98.85</td> <td>-----</td> <td>-----</td> <td>88.33</td> <td>32.90</td> <td>10.48</td> <td>32.86</td> <td>0.00</td> </tr> <tr> <td></td> <td></td> <td></td> <td></td> <td></td> <td></td> <td></td> <td></td> <td></td> </tr> <tr> <td></td> <td></td> <td></td> <td></td> <td></td> <td></td> <td></td> <td></td> <td>107 76 AVERAGE</td> </tr> </tbody> </table>	Limit	Read	Ant	Cable	Preamp	Aux	APos	TPos	Remark	Freq	Level	Line	Margin	Level	Factor	Loss	Factor	Factor	MHz	dBuV/m	dBuV/m	dB	dBuV	dB/m	dB	dB	dB	1 5300.00	98.85	-----	-----	88.33	32.90	10.48	32.86	0.00																		107 76 AVERAGE
Limit	Read	Ant	Cable	Preamp	Aux	APos	TPos	Remark																																																																																																						
Freq	Level	Line	Margin	Level	Factor	Loss	Factor	Factor																																																																																																						
MHz	dBuV/m	dBuV/m	dB	dBuV	dB/m	dB	dB	dB																																																																																																						
1 5129.00	43.52	54.00	-10.48	32.84	33.20	10.35	32.87	0.00																																																																																																						
								107 76 AVERAGE																																																																																																						
Limit	Read	Ant	Cable	Preamp	Aux	APos	TPos	Remark																																																																																																						
Freq	Level	Line	Margin	Level	Factor	Loss	Factor	Factor																																																																																																						
MHz	dBuV/m	dBuV/m	dB	dBuV	dB/m	dB	dB	dB																																																																																																						
1 5300.00	98.85	-----	-----	88.33	32.90	10.48	32.86	0.00																																																																																																						
								107 76 AVERAGE																																																																																																						



	14																																										
Mode	Band Edge - R																																										
	U-NII-2A_5.25-5.35_802.11n HT20_CH60_5300MHz																																										
ANT	1																																										
Pol.	Horizontal	Fundamental																																									
Peak	<p>Site : 03CH11-HY Condition: PEAK_BE_74 3m 91200 01620 230817 HORIZONTAL : RBW:1000.000kHz VBW:3000.000kHz SWT:Auto</p> <table border="1"> <thead> <tr> <th>Limit</th> <th>Read</th> <th>Ant</th> <th>Cable</th> <th>Preamp</th> <th>Aux</th> <th>APos</th> <th>TPos</th> <th>Remark</th> </tr> <tr> <th>Freq</th> <th>Level</th> <th>Line</th> <th>Margin</th> <th>Level</th> <th>Factor</th> <th>Loss</th> <th>Factor</th> <th>Factor</th> </tr> <tr> <th>MHz</th> <th>dBuV/m</th> <th>dBuV/m</th> <th>dB</th> <th>dBuV</th> <th>dB/m</th> <th>dB</th> <th>dB</th> <th>cm</th> <th>deg</th> </tr> </thead> <tbody> <tr> <td>1</td> <td>5355.36</td> <td>53.09</td> <td>74.00</td> <td>-20.91</td> <td>42.44</td> <td>32.99</td> <td>10.51</td> <td>32.85</td> <td>0.00</td> <td>107</td> <td>76</td> <td>PEAK</td> </tr> </tbody> </table>	Limit	Read	Ant	Cable	Preamp	Aux	APos	TPos	Remark	Freq	Level	Line	Margin	Level	Factor	Loss	Factor	Factor	MHz	dBuV/m	dBuV/m	dB	dBuV	dB/m	dB	dB	cm	deg	1	5355.36	53.09	74.00	-20.91	42.44	32.99	10.51	32.85	0.00	107	76	PEAK	Blank
	Limit	Read	Ant	Cable	Preamp	Aux	APos	TPos	Remark																																		
Freq	Level	Line	Margin	Level	Factor	Loss	Factor	Factor																																			
MHz	dBuV/m	dBuV/m	dB	dBuV	dB/m	dB	dB	cm	deg																																		
1	5355.36	53.09	74.00	-20.91	42.44	32.99	10.51	32.85	0.00	107	76	PEAK																															
Avg	<p>Site : 03CH11-HY Condition: AVG_BE_54 3m 91200 01620 230817 HORIZONTAL : RBW:1000.000kHz VBW:0.820kHz SWT:Auto</p> <table border="1"> <thead> <tr> <th>Limit</th> <th>Read</th> <th>Ant</th> <th>Cable</th> <th>Preamp</th> <th>Aux</th> <th>APos</th> <th>TPos</th> <th>Remark</th> </tr> <tr> <th>Freq</th> <th>Level</th> <th>Line</th> <th>Margin</th> <th>Level</th> <th>Factor</th> <th>Loss</th> <th>Factor</th> <th>Factor</th> </tr> <tr> <th>MHz</th> <th>dBuV/m</th> <th>dBuV/m</th> <th>dB</th> <th>dBuV</th> <th>dB/m</th> <th>dB</th> <th>dB</th> <th>cm</th> <th>deg</th> </tr> </thead> <tbody> <tr> <td>1</td> <td>5351.52</td> <td>44.34</td> <td>54.00</td> <td>-9.66</td> <td>33.68</td> <td>33.00</td> <td>10.51</td> <td>32.85</td> <td>0.00</td> <td>107</td> <td>76</td> <td>AVERAGE</td> </tr> </tbody> </table>	Limit	Read	Ant	Cable	Preamp	Aux	APos	TPos	Remark	Freq	Level	Line	Margin	Level	Factor	Loss	Factor	Factor	MHz	dBuV/m	dBuV/m	dB	dBuV	dB/m	dB	dB	cm	deg	1	5351.52	44.34	54.00	-9.66	33.68	33.00	10.51	32.85	0.00	107	76	AVERAGE	Blank
Limit	Read	Ant	Cable	Preamp	Aux	APos	TPos	Remark																																			
Freq	Level	Line	Margin	Level	Factor	Loss	Factor	Factor																																			
MHz	dBuV/m	dBuV/m	dB	dBuV	dB/m	dB	dB	cm	deg																																		
1	5351.52	44.34	54.00	-9.66	33.68	33.00	10.51	32.85	0.00	107	76	AVERAGE																															



	14																																																																																	
Mode	Band Edge - L																																																																																	
	U-NII-2A_5.25-5.35_802.11n HT20_CH60_5300MHz																																																																																	
ANT	1																																																																																	
Pol.	Vertical	Fundamental																																																																																
Peak	<p>Site : 03CH11-HY Condition: PEAK_BE_74 3m 91200_01620_230817 VERTICAL : RBW:1000.000kHz VBW:3000.000kHz SWT:Auto</p> <table border="1"> <thead> <tr> <th>Limit</th> <th>Read</th> <th>Ant</th> <th>Cable</th> <th>Preamp</th> <th>Aux</th> <th>APos</th> <th>TPos</th> <th>Remark</th> </tr> <tr> <th>Freq</th> <th>Level</th> <th>Line</th> <th>Margin</th> <th>Level</th> <th>Factor</th> <th>Loss</th> <th>Factor</th> <th>Factor</th> </tr> <tr> <th>MHz</th> <th>dBuV/m</th> <th>dBuV/m</th> <th>dB</th> <th>dBuV</th> <th>dB/m</th> <th>dB</th> <th>dB</th> <th>dB</th> </tr> </thead> <tbody> <tr> <td>1</td> <td>5044.10</td> <td>53.55</td> <td>74.00</td> <td>-20.45</td> <td>42.95</td> <td>33.20</td> <td>10.28</td> <td>32.88</td> <td>0.00</td> <td>300</td> <td>100</td> <td>PEAK</td> </tr> </tbody> </table>	Limit	Read	Ant	Cable	Preamp	Aux	APos	TPos	Remark	Freq	Level	Line	Margin	Level	Factor	Loss	Factor	Factor	MHz	dBuV/m	dBuV/m	dB	dBuV	dB/m	dB	dB	dB	1	5044.10	53.55	74.00	-20.45	42.95	33.20	10.28	32.88	0.00	300	100	PEAK	<p>Site : 03CH11-HY Condition: PEAK(UNII) 3m 91200_01620_230817 VERTICAL : RBW:1000.000kHz VBW:3000.000kHz SWT:Auto</p> <table border="1"> <thead> <tr> <th>Limit</th> <th>Read</th> <th>Ant</th> <th>Cable</th> <th>Preamp</th> <th>Aux</th> <th>APos</th> <th>TPos</th> <th>Remark</th> </tr> <tr> <th>Freq</th> <th>Level</th> <th>Line</th> <th>Margin</th> <th>Level</th> <th>Factor</th> <th>Loss</th> <th>Factor</th> <th>Factor</th> </tr> <tr> <th>MHz</th> <th>dBuV/m</th> <th>dBuV/m</th> <th>dB</th> <th>dBuV</th> <th>dB/m</th> <th>dB</th> <th>dB</th> <th>dB</th> </tr> </thead> <tbody> <tr> <td>1</td> <td>5300.00</td> <td>103.95</td> <td>-----</td> <td>-----</td> <td>93.43</td> <td>32.90</td> <td>10.48</td> <td>32.86</td> <td>0.00</td> <td>300</td> <td>100</td> <td>PEAK</td> </tr> </tbody> </table>	Limit	Read	Ant	Cable	Preamp	Aux	APos	TPos	Remark	Freq	Level	Line	Margin	Level	Factor	Loss	Factor	Factor	MHz	dBuV/m	dBuV/m	dB	dBuV	dB/m	dB	dB	dB	1	5300.00	103.95	-----	-----	93.43	32.90	10.48	32.86	0.00	300	100	PEAK
Limit	Read	Ant	Cable	Preamp	Aux	APos	TPos	Remark																																																																										
Freq	Level	Line	Margin	Level	Factor	Loss	Factor	Factor																																																																										
MHz	dBuV/m	dBuV/m	dB	dBuV	dB/m	dB	dB	dB																																																																										
1	5044.10	53.55	74.00	-20.45	42.95	33.20	10.28	32.88	0.00	300	100	PEAK																																																																						
Limit	Read	Ant	Cable	Preamp	Aux	APos	TPos	Remark																																																																										
Freq	Level	Line	Margin	Level	Factor	Loss	Factor	Factor																																																																										
MHz	dBuV/m	dBuV/m	dB	dBuV	dB/m	dB	dB	dB																																																																										
1	5300.00	103.95	-----	-----	93.43	32.90	10.48	32.86	0.00	300	100	PEAK																																																																						
Avg	<p>Site : 03CH11-HY Condition: AVG_BE_54 3m 91200_01620_230817 VERTICAL : RBW:1000.000kHz VBW:0.820kHz SWT:Auto</p> <table border="1"> <thead> <tr> <th>Limit</th> <th>Read</th> <th>Ant</th> <th>Cable</th> <th>Preamp</th> <th>Aux</th> <th>APos</th> <th>TPos</th> <th>Remark</th> </tr> <tr> <th>Freq</th> <th>Level</th> <th>Line</th> <th>Margin</th> <th>Level</th> <th>Factor</th> <th>Loss</th> <th>Factor</th> <th>Factor</th> </tr> <tr> <th>MHz</th> <th>dBuV/m</th> <th>dBuV/m</th> <th>dB</th> <th>dBuV</th> <th>dB/m</th> <th>dB</th> <th>dB</th> <th>dB</th> </tr> </thead> <tbody> <tr> <td>1</td> <td>5049.20</td> <td>43.17</td> <td>54.00</td> <td>-10.83</td> <td>32.57</td> <td>33.20</td> <td>10.28</td> <td>32.88</td> <td>0.00</td> <td>300</td> <td>100</td> <td>AVERAGE</td> </tr> </tbody> </table>	Limit	Read	Ant	Cable	Preamp	Aux	APos	TPos	Remark	Freq	Level	Line	Margin	Level	Factor	Loss	Factor	Factor	MHz	dBuV/m	dBuV/m	dB	dBuV	dB/m	dB	dB	dB	1	5049.20	43.17	54.00	-10.83	32.57	33.20	10.28	32.88	0.00	300	100	AVERAGE	<p>Site : 03CH11-HY Condition: AVG_54 3m 91200_01620_230817 VERTICAL : RBW:1000.000kHz VBW:0.820kHz SWT:Auto</p> <table border="1"> <thead> <tr> <th>Limit</th> <th>Read</th> <th>Ant</th> <th>Cable</th> <th>Preamp</th> <th>Aux</th> <th>APos</th> <th>TPos</th> <th>Remark</th> </tr> <tr> <th>Freq</th> <th>Level</th> <th>Line</th> <th>Margin</th> <th>Level</th> <th>Factor</th> <th>Loss</th> <th>Factor</th> <th>Factor</th> </tr> <tr> <th>MHz</th> <th>dBuV/m</th> <th>dBuV/m</th> <th>dB</th> <th>dBuV</th> <th>dB/m</th> <th>dB</th> <th>dB</th> <th>dB</th> </tr> </thead> <tbody> <tr> <td>1</td> <td>5300.00</td> <td>96.00</td> <td>-----</td> <td>-----</td> <td>85.48</td> <td>32.90</td> <td>10.48</td> <td>32.86</td> <td>0.00</td> <td>300</td> <td>100</td> <td>AVERAGE</td> </tr> </tbody> </table>	Limit	Read	Ant	Cable	Preamp	Aux	APos	TPos	Remark	Freq	Level	Line	Margin	Level	Factor	Loss	Factor	Factor	MHz	dBuV/m	dBuV/m	dB	dBuV	dB/m	dB	dB	dB	1	5300.00	96.00	-----	-----	85.48	32.90	10.48	32.86	0.00	300	100	AVERAGE
Limit	Read	Ant	Cable	Preamp	Aux	APos	TPos	Remark																																																																										
Freq	Level	Line	Margin	Level	Factor	Loss	Factor	Factor																																																																										
MHz	dBuV/m	dBuV/m	dB	dBuV	dB/m	dB	dB	dB																																																																										
1	5049.20	43.17	54.00	-10.83	32.57	33.20	10.28	32.88	0.00	300	100	AVERAGE																																																																						
Limit	Read	Ant	Cable	Preamp	Aux	APos	TPos	Remark																																																																										
Freq	Level	Line	Margin	Level	Factor	Loss	Factor	Factor																																																																										
MHz	dBuV/m	dBuV/m	dB	dBuV	dB/m	dB	dB	dB																																																																										
1	5300.00	96.00	-----	-----	85.48	32.90	10.48	32.86	0.00	300	100	AVERAGE																																																																						



	14																																										
Mode	Band Edge - R																																										
	U-NII-2A_5.25-5.35_802.11n HT20_CH60_5300MHz																																										
ANT	1																																										
Pol.	Vertical	Fundamental																																									
Peak	<p>Site : 03CH11-HY Condition: PEAK_BE_74 3m 91200 01620 230817 VERTICAL : RBW:1000.000kHz VBW:3000.000kHz SWT:Auto</p> <table border="1"> <thead> <tr> <th>Limit</th> <th>Read</th> <th>Ant</th> <th>Cable</th> <th>Preamp</th> <th>Aux</th> <th>APos</th> <th>TPos</th> <th>Remark</th> </tr> <tr> <th>Freq</th> <th>Level</th> <th>Line</th> <th>Margin</th> <th>Level</th> <th>Factor</th> <th>Loss</th> <th>Factor</th> <th>Factor</th> </tr> <tr> <th>MHz</th> <th>dBuV/m</th> <th>dBuV/m</th> <th>dB</th> <th>dBuV</th> <th>dB/m</th> <th>dB</th> <th>dB</th> <th>cm</th> <th>deg</th> </tr> </thead> <tbody> <tr> <td>1</td> <td>5358.08</td> <td>53.14</td> <td>74.00</td> <td>-20.86</td> <td>42.50</td> <td>32.98</td> <td>10.51</td> <td>32.85</td> <td>0.00</td> <td>300</td> <td>108</td> <td>PEAK</td> </tr> </tbody> </table>	Limit	Read	Ant	Cable	Preamp	Aux	APos	TPos	Remark	Freq	Level	Line	Margin	Level	Factor	Loss	Factor	Factor	MHz	dBuV/m	dBuV/m	dB	dBuV	dB/m	dB	dB	cm	deg	1	5358.08	53.14	74.00	-20.86	42.50	32.98	10.51	32.85	0.00	300	108	PEAK	Blank
	Limit	Read	Ant	Cable	Preamp	Aux	APos	TPos	Remark																																		
Freq	Level	Line	Margin	Level	Factor	Loss	Factor	Factor																																			
MHz	dBuV/m	dBuV/m	dB	dBuV	dB/m	dB	dB	cm	deg																																		
1	5358.08	53.14	74.00	-20.86	42.50	32.98	10.51	32.85	0.00	300	108	PEAK																															
Avg	<p>Site : 03CH11-HY Condition: AVG_BE_54 3m 91200 01620 230817 VERTICAL : RBW:1000.000kHz VBW:0.820kHz SWT:Auto</p> <table border="1"> <thead> <tr> <th>Limit</th> <th>Read</th> <th>Ant</th> <th>Cable</th> <th>Preamp</th> <th>Aux</th> <th>APos</th> <th>TPos</th> <th>Remark</th> </tr> <tr> <th>Freq</th> <th>Level</th> <th>Line</th> <th>Margin</th> <th>Level</th> <th>Factor</th> <th>Loss</th> <th>Factor</th> <th>Factor</th> </tr> <tr> <th>MHz</th> <th>dBuV/m</th> <th>dBuV/m</th> <th>dB</th> <th>dBuV</th> <th>dB/m</th> <th>dB</th> <th>dB</th> <th>cm</th> <th>deg</th> </tr> </thead> <tbody> <tr> <td>1</td> <td>5350.72</td> <td>43.10</td> <td>54.00</td> <td>-10.90</td> <td>32.44</td> <td>33.00</td> <td>10.51</td> <td>32.85</td> <td>0.00</td> <td>300</td> <td>108</td> <td>AVERAGE</td> </tr> </tbody> </table>	Limit	Read	Ant	Cable	Preamp	Aux	APos	TPos	Remark	Freq	Level	Line	Margin	Level	Factor	Loss	Factor	Factor	MHz	dBuV/m	dBuV/m	dB	dBuV	dB/m	dB	dB	cm	deg	1	5350.72	43.10	54.00	-10.90	32.44	33.00	10.51	32.85	0.00	300	108	AVERAGE	Blank
Limit	Read	Ant	Cable	Preamp	Aux	APos	TPos	Remark																																			
Freq	Level	Line	Margin	Level	Factor	Loss	Factor	Factor																																			
MHz	dBuV/m	dBuV/m	dB	dBuV	dB/m	dB	dB	cm	deg																																		
1	5350.72	43.10	54.00	-10.90	32.44	33.00	10.51	32.85	0.00	300	108	AVERAGE																															

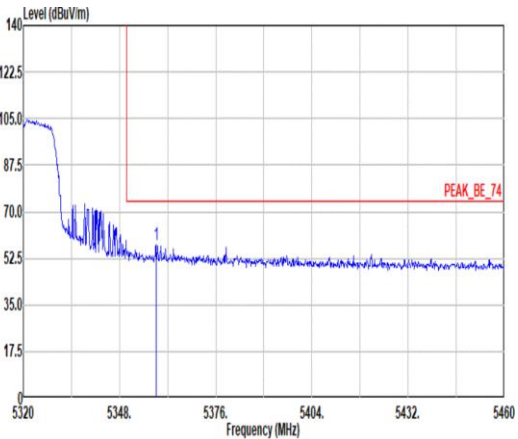
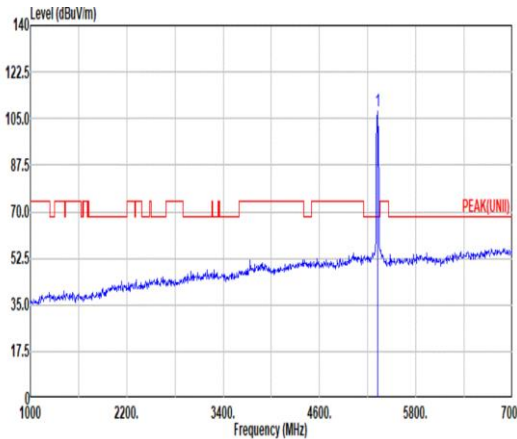
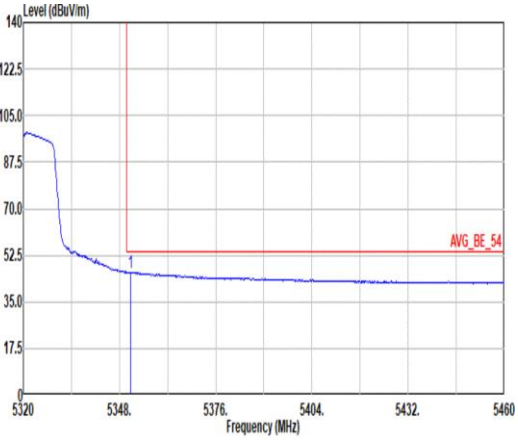
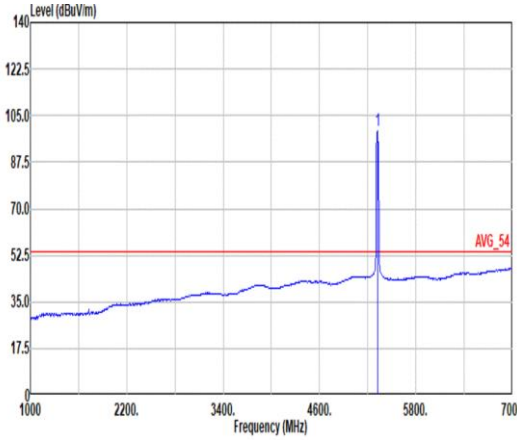


Mode	14																																																																																																											
	Harmonic																																																																																																											
	U-NII-2A_5.25-5.35_802.11n HT20_CH60_5300MHz																																																																																																											
ANT	1																																																																																																											
Pol.	Horizontal	Vertical																																																																																																										
Peak Avg	<p>Site : 03CH11-HY Condition: PEAK(UNII) 3m 91280_01620_238817 HORIZONTAL</p> <table border="1"> <thead> <tr> <th>Limit</th> <th>Read</th> <th>Ant</th> <th>Cable</th> <th>Preamp</th> <th>Aux</th> <th>APos</th> <th>TPos</th> <th>Remark</th> </tr> <tr> <th>Freq</th> <th>Level</th> <th>Line Margin</th> <th>Level</th> <th>Factor</th> <th>Loss Factor</th> <th>Factor</th> <th></th> <th></th> </tr> <tr> <th>MHz</th> <th>dBuV/m</th> <th>dBuV/m</th> <th>dB</th> <th>dBuV</th> <th>dB/m</th> <th>dB</th> <th>dB</th> <th>dB</th> </tr> </thead> <tbody> <tr> <td>1</td> <td>10690.00</td> <td>46.30</td> <td>74.00</td> <td>-27.70</td> <td>50.24</td> <td>39.10</td> <td>17.61</td> <td>60.93</td> <td>0.28</td> <td>--</td> <td>--</td> <td>PEAK</td> </tr> <tr> <td>2</td> <td>15900.00</td> <td>46.52</td> <td>74.00</td> <td>-27.48</td> <td>48.24</td> <td>37.70</td> <td>21.76</td> <td>61.44</td> <td>0.26</td> <td>--</td> <td>--</td> <td>PEAK</td> </tr> </tbody> </table>	Limit	Read	Ant	Cable	Preamp	Aux	APos	TPos	Remark	Freq	Level	Line Margin	Level	Factor	Loss Factor	Factor			MHz	dBuV/m	dBuV/m	dB	dBuV	dB/m	dB	dB	dB	1	10690.00	46.30	74.00	-27.70	50.24	39.10	17.61	60.93	0.28	--	--	PEAK	2	15900.00	46.52	74.00	-27.48	48.24	37.70	21.76	61.44	0.26	--	--	PEAK	<p>Site : 03CH11-HY Condition: PEAK(UNII) 3m 91280_01620_238817 VERTICAL</p> <table border="1"> <thead> <tr> <th>Limit</th> <th>Read</th> <th>Ant</th> <th>Cable</th> <th>Preamp</th> <th>Aux</th> <th>APos</th> <th>TPos</th> <th>Remark</th> </tr> <tr> <th>Freq</th> <th>Level</th> <th>Line Margin</th> <th>Level</th> <th>Factor</th> <th>Loss Factor</th> <th>Factor</th> <th></th> <th></th> </tr> <tr> <th>MHz</th> <th>dBuV/m</th> <th>dBuV/m</th> <th>dB</th> <th>dBuV</th> <th>dB/m</th> <th>dB</th> <th>dB</th> <th>dB</th> </tr> </thead> <tbody> <tr> <td>1</td> <td>10690.00</td> <td>46.97</td> <td>74.00</td> <td>-27.03</td> <td>50.91</td> <td>39.10</td> <td>17.61</td> <td>60.93</td> <td>0.28</td> <td>--</td> <td>--</td> <td>PEAK</td> </tr> <tr> <td>2</td> <td>15900.00</td> <td>45.40</td> <td>74.00</td> <td>-28.60</td> <td>47.12</td> <td>37.70</td> <td>21.76</td> <td>61.44</td> <td>0.26</td> <td>--</td> <td>--</td> <td>PEAK</td> </tr> </tbody> </table>	Limit	Read	Ant	Cable	Preamp	Aux	APos	TPos	Remark	Freq	Level	Line Margin	Level	Factor	Loss Factor	Factor			MHz	dBuV/m	dBuV/m	dB	dBuV	dB/m	dB	dB	dB	1	10690.00	46.97	74.00	-27.03	50.91	39.10	17.61	60.93	0.28	--	--	PEAK	2	15900.00	45.40	74.00	-28.60	47.12	37.70	21.76	61.44	0.26	--	--	PEAK
	Limit	Read	Ant	Cable	Preamp	Aux	APos	TPos	Remark																																																																																																			
Freq	Level	Line Margin	Level	Factor	Loss Factor	Factor																																																																																																						
MHz	dBuV/m	dBuV/m	dB	dBuV	dB/m	dB	dB	dB																																																																																																				
1	10690.00	46.30	74.00	-27.70	50.24	39.10	17.61	60.93	0.28	--	--	PEAK																																																																																																
2	15900.00	46.52	74.00	-27.48	48.24	37.70	21.76	61.44	0.26	--	--	PEAK																																																																																																
Limit	Read	Ant	Cable	Preamp	Aux	APos	TPos	Remark																																																																																																				
Freq	Level	Line Margin	Level	Factor	Loss Factor	Factor																																																																																																						
MHz	dBuV/m	dBuV/m	dB	dBuV	dB/m	dB	dB	dB																																																																																																				
1	10690.00	46.97	74.00	-27.03	50.91	39.10	17.61	60.93	0.28	--	--	PEAK																																																																																																
2	15900.00	45.40	74.00	-28.60	47.12	37.70	21.76	61.44	0.26	--	--	PEAK																																																																																																



	14	
Mode	Harmonic	
	U-NII-2A_5.25-5.35_802.11n HT20_CH60_5300MHz	
ANT	1	
Pol.	Horizontal	Vertical
14.47G ~14.5G Avg	<p>Site : 03CH11-HY Condition: AVG_54 3m 91200_01620_230817 HORIZONTAL</p>	<p>Site : 03CH11-HY Condition: AVG_54 3m 91200_01620_230817 VERTICAL</p>
	17.7G ~18G Avg	<p>Site : 03CH11-HY Condition: AVG_54 3m 91200_01620_230817 HORIZONTAL</p>



	15																																																																											
Mode	Band Edge																																																																											
	U-NII-2A_5.25-5.35_802.11n HT20_CH64_5320MHz																																																																											
ANT	1																																																																											
Pol.	Horizontal	Fundamental																																																																										
Peak	 <p>Level (dBuV/m) vs Frequency (MHz) plot for Peak Horizontal. The plot shows a signal level starting at 105 dBuV/m at 5320 MHz and dropping to approximately 52 dBuV/m by 5348 MHz. A red horizontal line labeled 'PEAK_BE_74' is drawn at approximately 74 dBuV/m.</p> <p>Site : 03CH11-HY Condition: PEAK_BE_74 3m 91200_01620_230817 HORIZONTAL : RBW:1000.000kHz VBW:3000.000kHz SWT:Auto</p> <table border="1"> <thead> <tr> <th>Limit</th> <th>Read</th> <th>Ant</th> <th>Cable</th> <th>Preamp</th> <th>Aux</th> <th>APos</th> <th>TPos</th> <th>Remark</th> </tr> <tr> <th>Freq</th> <th>Level</th> <th>Line</th> <th>Margin</th> <th>Level</th> <th>Factor</th> <th>Loss</th> <th>Factor</th> <th>Factor</th> </tr> <tr> <th>MHz</th> <th>dBuV/m</th> <th>dBuV/m</th> <th>dB</th> <th>dBuV</th> <th>dB/m</th> <th>dB</th> <th>dB</th> <th>cm</th> </tr> </thead> <tbody> <tr> <td>1 5358.64</td> <td>57.84</td> <td>74.00</td> <td>-16.16</td> <td>47.20</td> <td>32.98</td> <td>10.51</td> <td>32.85</td> <td>0.00</td> <td>105 67 PEAK</td> </tr> </tbody> </table>	Limit	Read	Ant	Cable	Preamp	Aux	APos	TPos	Remark	Freq	Level	Line	Margin	Level	Factor	Loss	Factor	Factor	MHz	dBuV/m	dBuV/m	dB	dBuV	dB/m	dB	dB	cm	1 5358.64	57.84	74.00	-16.16	47.20	32.98	10.51	32.85	0.00	105 67 PEAK	 <p>Level (dBuV/m) vs Frequency (MHz) plot for Peak Fundamental. The plot shows a signal level starting at 105 dBuV/m at 1000 MHz and dropping to approximately 52 dBuV/m by 5320 MHz. A red horizontal line labeled 'PEAK(U-NII)' is drawn at approximately 74 dBuV/m.</p> <p>Site : 03CH11-HY Condition: PEAK(U-NII) 3m 91200_01620_230817 HORIZONTAL : RBW:1000.000kHz VBW:3000.000kHz SWT:Auto</p> <table border="1"> <thead> <tr> <th>Limit</th> <th>Read</th> <th>Ant</th> <th>Cable</th> <th>Preamp</th> <th>Aux</th> <th>APos</th> <th>TPos</th> <th>Remark</th> </tr> <tr> <th>Freq</th> <th>Level</th> <th>Line</th> <th>Margin</th> <th>Level</th> <th>Factor</th> <th>Loss</th> <th>Factor</th> <th>Factor</th> </tr> <tr> <th>MHz</th> <th>dBuV/m</th> <th>dBuV/m</th> <th>dB</th> <th>dBuV</th> <th>dB/m</th> <th>dB</th> <th>dB</th> <th>cm</th> </tr> </thead> <tbody> <tr> <td>1 5320.00</td> <td>107.67</td> <td>-----</td> <td>-----</td> <td>97.09</td> <td>32.94</td> <td>10.49</td> <td>32.85</td> <td>0.00</td> <td>105 67 PEAK</td> </tr> </tbody> </table>	Limit	Read	Ant	Cable	Preamp	Aux	APos	TPos	Remark	Freq	Level	Line	Margin	Level	Factor	Loss	Factor	Factor	MHz	dBuV/m	dBuV/m	dB	dBuV	dB/m	dB	dB	cm	1 5320.00	107.67	-----	-----	97.09	32.94	10.49	32.85	0.00	105 67 PEAK
Limit	Read	Ant	Cable	Preamp	Aux	APos	TPos	Remark																																																																				
Freq	Level	Line	Margin	Level	Factor	Loss	Factor	Factor																																																																				
MHz	dBuV/m	dBuV/m	dB	dBuV	dB/m	dB	dB	cm																																																																				
1 5358.64	57.84	74.00	-16.16	47.20	32.98	10.51	32.85	0.00	105 67 PEAK																																																																			
Limit	Read	Ant	Cable	Preamp	Aux	APos	TPos	Remark																																																																				
Freq	Level	Line	Margin	Level	Factor	Loss	Factor	Factor																																																																				
MHz	dBuV/m	dBuV/m	dB	dBuV	dB/m	dB	dB	cm																																																																				
1 5320.00	107.67	-----	-----	97.09	32.94	10.49	32.85	0.00	105 67 PEAK																																																																			
Avg	 <p>Level (dBuV/m) vs Frequency (MHz) plot for Avg Horizontal. The plot shows a signal level starting at 105 dBuV/m at 5320 MHz and dropping to approximately 46 dBuV/m by 5348 MHz. A red horizontal line labeled 'AVG_BE_54' is drawn at approximately 54 dBuV/m.</p> <p>Site : 03CH11-HY Condition: AVG_BE_54 3m 91200_01620_230817 HORIZONTAL : RBW:1000.000kHz VBW:0.820kHz SWT:Auto</p> <table border="1"> <thead> <tr> <th>Limit</th> <th>Read</th> <th>Ant</th> <th>Cable</th> <th>Preamp</th> <th>Aux</th> <th>APos</th> <th>TPos</th> <th>Remark</th> </tr> <tr> <th>Freq</th> <th>Level</th> <th>Line</th> <th>Margin</th> <th>Level</th> <th>Factor</th> <th>Loss</th> <th>Factor</th> <th>Factor</th> </tr> <tr> <th>MHz</th> <th>dBuV/m</th> <th>dBuV/m</th> <th>dB</th> <th>dBuV</th> <th>dB/m</th> <th>dB</th> <th>dB</th> <th>cm</th> </tr> </thead> <tbody> <tr> <td>1 5351.22</td> <td>46.21</td> <td>54.00</td> <td>-7.79</td> <td>35.55</td> <td>33.00</td> <td>10.51</td> <td>32.85</td> <td>0.00</td> <td>105 67 AVERAGE</td> </tr> </tbody> </table>	Limit	Read	Ant	Cable	Preamp	Aux	APos	TPos	Remark	Freq	Level	Line	Margin	Level	Factor	Loss	Factor	Factor	MHz	dBuV/m	dBuV/m	dB	dBuV	dB/m	dB	dB	cm	1 5351.22	46.21	54.00	-7.79	35.55	33.00	10.51	32.85	0.00	105 67 AVERAGE	 <p>Level (dBuV/m) vs Frequency (MHz) plot for Avg Fundamental. The plot shows a signal level starting at 105 dBuV/m at 1000 MHz and dropping to approximately 46 dBuV/m by 5320 MHz. A red horizontal line labeled 'AVG_54' is drawn at approximately 54 dBuV/m.</p> <p>Site : 03CH11-HY Condition: AVG_54 3m 91200_01620_230817 HORIZONTAL : RBW:1000.000kHz VBW:0.820kHz SWT:Auto</p> <table border="1"> <thead> <tr> <th>Limit</th> <th>Read</th> <th>Ant</th> <th>Cable</th> <th>Preamp</th> <th>Aux</th> <th>APos</th> <th>TPos</th> <th>Remark</th> </tr> <tr> <th>Freq</th> <th>Level</th> <th>Line</th> <th>Margin</th> <th>Level</th> <th>Factor</th> <th>Loss</th> <th>Factor</th> <th>Factor</th> </tr> <tr> <th>MHz</th> <th>dBuV/m</th> <th>dBuV/m</th> <th>dB</th> <th>dBuV</th> <th>dB/m</th> <th>dB</th> <th>dB</th> <th>cm</th> </tr> </thead> <tbody> <tr> <td>1 5320.00</td> <td>99.25</td> <td>-----</td> <td>-----</td> <td>88.67</td> <td>32.94</td> <td>10.49</td> <td>32.85</td> <td>0.00</td> <td>105 67 AVERAGE</td> </tr> </tbody> </table>	Limit	Read	Ant	Cable	Preamp	Aux	APos	TPos	Remark	Freq	Level	Line	Margin	Level	Factor	Loss	Factor	Factor	MHz	dBuV/m	dBuV/m	dB	dBuV	dB/m	dB	dB	cm	1 5320.00	99.25	-----	-----	88.67	32.94	10.49	32.85	0.00	105 67 AVERAGE
Limit	Read	Ant	Cable	Preamp	Aux	APos	TPos	Remark																																																																				
Freq	Level	Line	Margin	Level	Factor	Loss	Factor	Factor																																																																				
MHz	dBuV/m	dBuV/m	dB	dBuV	dB/m	dB	dB	cm																																																																				
1 5351.22	46.21	54.00	-7.79	35.55	33.00	10.51	32.85	0.00	105 67 AVERAGE																																																																			
Limit	Read	Ant	Cable	Preamp	Aux	APos	TPos	Remark																																																																				
Freq	Level	Line	Margin	Level	Factor	Loss	Factor	Factor																																																																				
MHz	dBuV/m	dBuV/m	dB	dBuV	dB/m	dB	dB	cm																																																																				
1 5320.00	99.25	-----	-----	88.67	32.94	10.49	32.85	0.00	105 67 AVERAGE																																																																			



		15																																																																																		
Mode		Band Edge																																																																																		
		U-NII-2A_5.25-5.35_802.11n HT20_CH64_5320MHz																																																																																		
ANT		1																																																																																		
Pol.	Vertical	Fundamental																																																																																		
Peak	<p>Site : 03CH11-HY Condition: PEAK_BE_74 3m 91200_01620_230817 VERTICAL : RBW:1000.000kHz VBW:3000.000kHz SWT:Auto</p> <table border="1"> <thead> <tr> <th>Limit</th> <th>Read</th> <th>Ant</th> <th>Cable</th> <th>Preamp</th> <th>Aux</th> <th>APos</th> <th>TPos</th> <th>Remark</th> </tr> <tr> <th>Freq</th> <th>Level</th> <th>Line</th> <th>Margin</th> <th>Level</th> <th>Factor</th> <th>Loss</th> <th>Factor</th> <th>Factor</th> </tr> <tr> <th>MHz</th> <th>dBuV/m</th> <th>dBuV/m</th> <th>dB</th> <th>dBuV</th> <th>dB/m</th> <th>dB</th> <th>dB</th> <th>cm</th> <th>deg</th> </tr> </thead> <tbody> <tr> <td>1</td> <td>5320.00</td> <td>104.69</td> <td>-----</td> <td>-----</td> <td>94.11</td> <td>32.94</td> <td>10.49</td> <td>32.85</td> <td>0.00</td> <td>351</td> <td>110</td> <td>PEAK</td> </tr> </tbody> </table>	Limit	Read	Ant	Cable	Preamp	Aux	APos	TPos	Remark	Freq	Level	Line	Margin	Level	Factor	Loss	Factor	Factor	MHz	dBuV/m	dBuV/m	dB	dBuV	dB/m	dB	dB	cm	deg	1	5320.00	104.69	-----	-----	94.11	32.94	10.49	32.85	0.00	351	110	PEAK	<p>Site : 03CH11-HY Condition: PEAK(U-NII) 3m 91200_01620_230817 VERTICAL : RBW:1000.000kHz VBW:3000.000kHz SWT:Auto</p> <table border="1"> <thead> <tr> <th>Limit</th> <th>Read</th> <th>Ant</th> <th>Cable</th> <th>Preamp</th> <th>Aux</th> <th>APos</th> <th>TPos</th> <th>Remark</th> </tr> <tr> <th>Freq</th> <th>Level</th> <th>Line</th> <th>Margin</th> <th>Level</th> <th>Factor</th> <th>Loss</th> <th>Factor</th> <th>Factor</th> </tr> <tr> <th>MHz</th> <th>dBuV/m</th> <th>dBuV/m</th> <th>dB</th> <th>dBuV</th> <th>dB/m</th> <th>dB</th> <th>dB</th> <th>cm</th> <th>deg</th> </tr> </thead> <tbody> <tr> <td>1</td> <td>5320.00</td> <td>104.69</td> <td>-----</td> <td>-----</td> <td>94.11</td> <td>32.94</td> <td>10.49</td> <td>32.85</td> <td>0.00</td> <td>351</td> <td>110</td> <td>PEAK</td> </tr> </tbody> </table>	Limit	Read	Ant	Cable	Preamp	Aux	APos	TPos	Remark	Freq	Level	Line	Margin	Level	Factor	Loss	Factor	Factor	MHz	dBuV/m	dBuV/m	dB	dBuV	dB/m	dB	dB	cm	deg	1	5320.00	104.69	-----	-----	94.11	32.94	10.49	32.85	0.00	351	110	PEAK
	Limit	Read	Ant	Cable	Preamp	Aux	APos	TPos	Remark																																																																											
Freq	Level	Line	Margin	Level	Factor	Loss	Factor	Factor																																																																												
MHz	dBuV/m	dBuV/m	dB	dBuV	dB/m	dB	dB	cm	deg																																																																											
1	5320.00	104.69	-----	-----	94.11	32.94	10.49	32.85	0.00	351	110	PEAK																																																																								
Limit	Read	Ant	Cable	Preamp	Aux	APos	TPos	Remark																																																																												
Freq	Level	Line	Margin	Level	Factor	Loss	Factor	Factor																																																																												
MHz	dBuV/m	dBuV/m	dB	dBuV	dB/m	dB	dB	cm	deg																																																																											
1	5320.00	104.69	-----	-----	94.11	32.94	10.49	32.85	0.00	351	110	PEAK																																																																								
Avg	<p>Site : 03CH11-HY Condition: AVG_BE_54 3m 91200_01620_230817 VERTICAL : RBW:1000.000kHz VBW:0.820kHz SWT:Auto</p> <table border="1"> <thead> <tr> <th>Limit</th> <th>Read</th> <th>Ant</th> <th>Cable</th> <th>Preamp</th> <th>Aux</th> <th>APos</th> <th>TPos</th> <th>Remark</th> </tr> <tr> <th>Freq</th> <th>Level</th> <th>Line</th> <th>Margin</th> <th>Level</th> <th>Factor</th> <th>Loss</th> <th>Factor</th> <th>Factor</th> </tr> <tr> <th>MHz</th> <th>dBuV/m</th> <th>dBuV/m</th> <th>dB</th> <th>dBuV</th> <th>dB/m</th> <th>dB</th> <th>dB</th> <th>cm</th> <th>deg</th> </tr> </thead> <tbody> <tr> <td>1</td> <td>5350.24</td> <td>44.63</td> <td>54.00</td> <td>-9.37</td> <td>33.97</td> <td>33.00</td> <td>10.51</td> <td>32.85</td> <td>0.00</td> <td>351</td> <td>110</td> <td>AVERAGE</td> </tr> </tbody> </table>	Limit	Read	Ant	Cable	Preamp	Aux	APos	TPos	Remark	Freq	Level	Line	Margin	Level	Factor	Loss	Factor	Factor	MHz	dBuV/m	dBuV/m	dB	dBuV	dB/m	dB	dB	cm	deg	1	5350.24	44.63	54.00	-9.37	33.97	33.00	10.51	32.85	0.00	351	110	AVERAGE	<p>Site : 03CH11-HY Condition: AVG_54 3m 91200_01620_230817 VERTICAL : RBW:1000.000kHz VBW:0.820kHz SWT:Auto</p> <table border="1"> <thead> <tr> <th>Limit</th> <th>Read</th> <th>Ant</th> <th>Cable</th> <th>Preamp</th> <th>Aux</th> <th>APos</th> <th>TPos</th> <th>Remark</th> </tr> <tr> <th>Freq</th> <th>Level</th> <th>Line</th> <th>Margin</th> <th>Level</th> <th>Factor</th> <th>Loss</th> <th>Factor</th> <th>Factor</th> </tr> <tr> <th>MHz</th> <th>dBuV/m</th> <th>dBuV/m</th> <th>dB</th> <th>dBuV</th> <th>dB/m</th> <th>dB</th> <th>dB</th> <th>cm</th> <th>deg</th> </tr> </thead> <tbody> <tr> <td>1</td> <td>5320.00</td> <td>96.59</td> <td>-----</td> <td>-----</td> <td>86.01</td> <td>32.94</td> <td>10.49</td> <td>32.85</td> <td>0.00</td> <td>351</td> <td>110</td> <td>AVERAGE</td> </tr> </tbody> </table>	Limit	Read	Ant	Cable	Preamp	Aux	APos	TPos	Remark	Freq	Level	Line	Margin	Level	Factor	Loss	Factor	Factor	MHz	dBuV/m	dBuV/m	dB	dBuV	dB/m	dB	dB	cm	deg	1	5320.00	96.59	-----	-----	86.01	32.94	10.49	32.85	0.00	351	110	AVERAGE
	Limit	Read	Ant	Cable	Preamp	Aux	APos	TPos	Remark																																																																											
Freq	Level	Line	Margin	Level	Factor	Loss	Factor	Factor																																																																												
MHz	dBuV/m	dBuV/m	dB	dBuV	dB/m	dB	dB	cm	deg																																																																											
1	5350.24	44.63	54.00	-9.37	33.97	33.00	10.51	32.85	0.00	351	110	AVERAGE																																																																								
Limit	Read	Ant	Cable	Preamp	Aux	APos	TPos	Remark																																																																												
Freq	Level	Line	Margin	Level	Factor	Loss	Factor	Factor																																																																												
MHz	dBuV/m	dBuV/m	dB	dBuV	dB/m	dB	dB	cm	deg																																																																											
1	5320.00	96.59	-----	-----	86.01	32.94	10.49	32.85	0.00	351	110	AVERAGE																																																																								

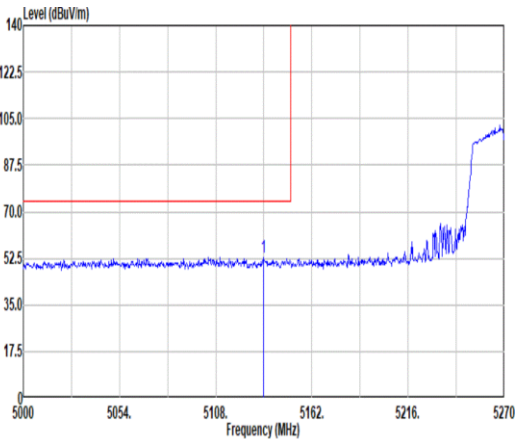
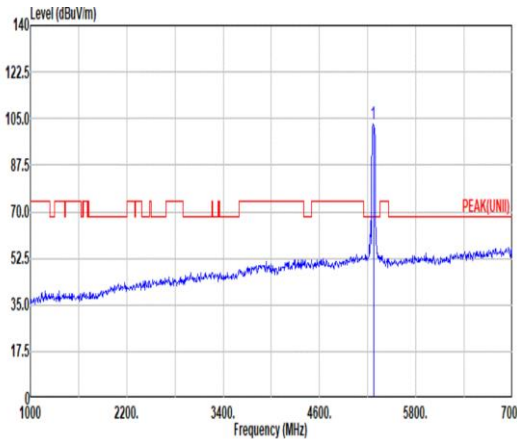
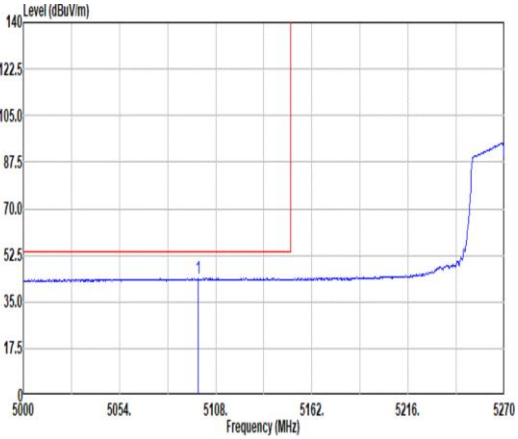
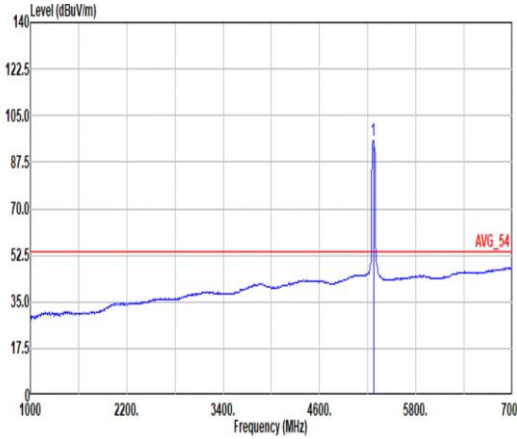


Mode	15																																																																																																					
	Harmonic																																																																																																					
	U-NII-2A_5.25-5.35_802.11n HT20_CH64_5320MHz																																																																																																					
ANT	1																																																																																																					
Pol.	Horizontal	Vertical																																																																																																				
Peak Avg	<p>Site : 03CH11-HY Condition: PEAK(UNII) 3m 91200_01620_230817 HORIZONTAL</p> <table border="1"> <thead> <tr> <th>Limit</th> <th>Read</th> <th>Ant</th> <th>Cable</th> <th>Preamp</th> <th>Aux</th> <th>APos</th> <th>TPos</th> <th>Remark</th> </tr> <tr> <th>Freq</th> <th>Level</th> <th>Line Margin</th> <th>Level</th> <th>Factor</th> <th>Loss Factor</th> <th>Factor</th> <th></th> <th></th> </tr> <tr> <th>MHz</th> <th>dBuV/m</th> <th>dBuV/m</th> <th>dB</th> <th>dBuV</th> <th>dB/m</th> <th>dB</th> <th>dB</th> <th>cm</th> <th>deg</th> </tr> </thead> <tbody> <tr> <td>1 10640.00</td> <td>46.38</td> <td>74.00</td> <td>-27.62</td> <td>50.22</td> <td>39.26</td> <td>17.62</td> <td>61.00</td> <td>0.28</td> <td>--</td> <td>PEAK</td> </tr> <tr> <td>2 15960.00</td> <td>45.82</td> <td>74.00</td> <td>-28.18</td> <td>47.66</td> <td>37.38</td> <td>21.79</td> <td>61.28</td> <td>0.27</td> <td>--</td> <td>PEAK</td> </tr> </tbody> </table>	Limit	Read	Ant	Cable	Preamp	Aux	APos	TPos	Remark	Freq	Level	Line Margin	Level	Factor	Loss Factor	Factor			MHz	dBuV/m	dBuV/m	dB	dBuV	dB/m	dB	dB	cm	deg	1 10640.00	46.38	74.00	-27.62	50.22	39.26	17.62	61.00	0.28	--	PEAK	2 15960.00	45.82	74.00	-28.18	47.66	37.38	21.79	61.28	0.27	--	PEAK	<p>Site : 03CH11-HY Condition: PEAK(UNII) 3m 91200_01620_230817 VERTICAL</p> <table border="1"> <thead> <tr> <th>Limit</th> <th>Read</th> <th>Ant</th> <th>Cable</th> <th>Preamp</th> <th>Aux</th> <th>APos</th> <th>TPos</th> <th>Remark</th> </tr> <tr> <th>Freq</th> <th>Level</th> <th>Line Margin</th> <th>Level</th> <th>Factor</th> <th>Loss Factor</th> <th>Factor</th> <th></th> <th></th> </tr> <tr> <th>MHz</th> <th>dBuV/m</th> <th>dBuV/m</th> <th>dB</th> <th>dBuV</th> <th>dB/m</th> <th>dB</th> <th>dB</th> <th>cm</th> <th>deg</th> </tr> </thead> <tbody> <tr> <td>1 10640.00</td> <td>45.46</td> <td>74.00</td> <td>-28.54</td> <td>49.30</td> <td>39.26</td> <td>17.62</td> <td>61.00</td> <td>0.28</td> <td>--</td> <td>PEAK</td> </tr> <tr> <td>2 15960.00</td> <td>46.20</td> <td>74.00</td> <td>-27.80</td> <td>48.04</td> <td>37.38</td> <td>21.79</td> <td>61.28</td> <td>0.27</td> <td>--</td> <td>PEAK</td> </tr> </tbody> </table>	Limit	Read	Ant	Cable	Preamp	Aux	APos	TPos	Remark	Freq	Level	Line Margin	Level	Factor	Loss Factor	Factor			MHz	dBuV/m	dBuV/m	dB	dBuV	dB/m	dB	dB	cm	deg	1 10640.00	45.46	74.00	-28.54	49.30	39.26	17.62	61.00	0.28	--	PEAK	2 15960.00	46.20	74.00	-27.80	48.04	37.38	21.79	61.28	0.27	--	PEAK
	Limit	Read	Ant	Cable	Preamp	Aux	APos	TPos	Remark																																																																																													
Freq	Level	Line Margin	Level	Factor	Loss Factor	Factor																																																																																																
MHz	dBuV/m	dBuV/m	dB	dBuV	dB/m	dB	dB	cm	deg																																																																																													
1 10640.00	46.38	74.00	-27.62	50.22	39.26	17.62	61.00	0.28	--	PEAK																																																																																												
2 15960.00	45.82	74.00	-28.18	47.66	37.38	21.79	61.28	0.27	--	PEAK																																																																																												
Limit	Read	Ant	Cable	Preamp	Aux	APos	TPos	Remark																																																																																														
Freq	Level	Line Margin	Level	Factor	Loss Factor	Factor																																																																																																
MHz	dBuV/m	dBuV/m	dB	dBuV	dB/m	dB	dB	cm	deg																																																																																													
1 10640.00	45.46	74.00	-28.54	49.30	39.26	17.62	61.00	0.28	--	PEAK																																																																																												
2 15960.00	46.20	74.00	-27.80	48.04	37.38	21.79	61.28	0.27	--	PEAK																																																																																												



	15	
Mode	Harmonic	
	U-NII-2A_5.25-5.35_802.11n HT20_CH64_5320MHz	
ANT	1	
Pol.	Horizontal	Vertical
14.47G ~14.5G Avg	<p>Site : 03CH11-HY Condition: AVG_54 3m 91200_01620_230817 HORIZONTAL</p>	<p>Site : 03CH11-HY Condition: AVG_54 3m 91200_01620_230817 VERTICAL</p>
	<p>Site : 03CH11-HY Condition: AVG_54 3m 91200_01620_230817 HORIZONTAL</p>	<p>Site : 03CH11-HY Condition: AVG_54 3m 91200_01620_230817 VERTICAL</p>

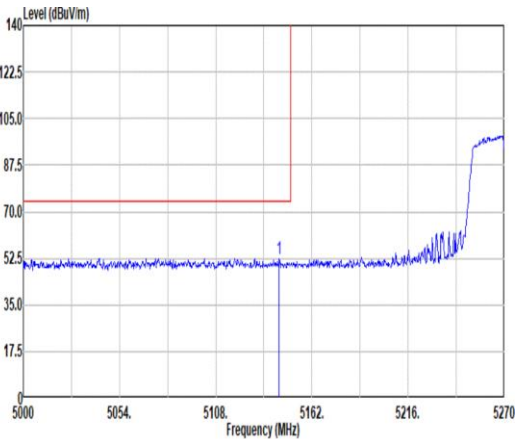
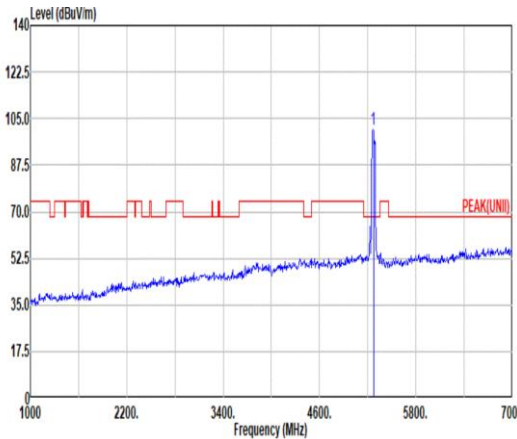
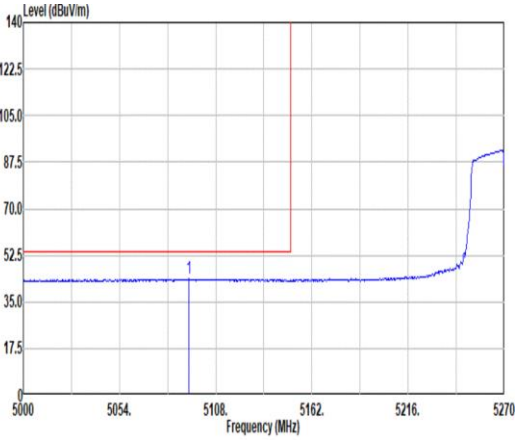
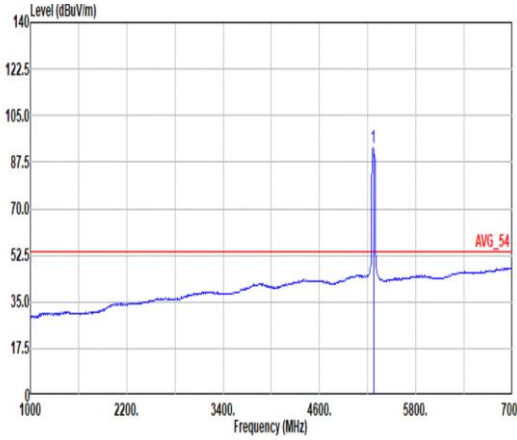


		16																																																																																		
Mode		Band Edge - L																																																																																		
		U-NII-2A_5.25-5.35_802.11n HT40_CH54_5270MHz																																																																																		
ANT		1																																																																																		
Pol.	Horizontal	Fundamental																																																																																		
Peak	 <p>Level (dBuV/m) vs Frequency (MHz) plot showing a peak at 5162 MHz. The y-axis ranges from 0 to 140 dBuV/m, and the x-axis ranges from 5000 to 5270 MHz.</p> <p>Site : 03CH11-HY Condition: PEAK_BE_74 3m 91200_01620_230817 HORIZONTAL : RBW:1000.000kHz VBW:3000.000kHz SWT:Auto</p> <table border="1"> <thead> <tr> <th>Limit</th> <th>Read</th> <th>Ant</th> <th>Cable</th> <th>Preamp</th> <th>Aux</th> <th>APos</th> <th>TPos</th> <th>Remark</th> </tr> <tr> <th>Freq</th> <th>Level</th> <th>Line Margin</th> <th>Level Factor</th> <th>Loss Factor</th> <th>Factor</th> <th></th> <th></th> <th></th> </tr> <tr> <th>MHz</th> <th>dBuV/m</th> <th>dBuV/m</th> <th>dB</th> <th>dBuV</th> <th>dB/m</th> <th>dB</th> <th>dB</th> <th>cm</th> <th>deg</th> </tr> </thead> <tbody> <tr> <td>1</td> <td>5134.73</td> <td>53.04</td> <td>74.00</td> <td>-20.96</td> <td>42.36</td> <td>33.20</td> <td>10.35</td> <td>32.87</td> <td>0.00</td> <td>137</td> <td>68</td> <td>PEAK</td> </tr> </tbody> </table>	Limit	Read	Ant	Cable	Preamp	Aux	APos	TPos	Remark	Freq	Level	Line Margin	Level Factor	Loss Factor	Factor				MHz	dBuV/m	dBuV/m	dB	dBuV	dB/m	dB	dB	cm	deg	1	5134.73	53.04	74.00	-20.96	42.36	33.20	10.35	32.87	0.00	137	68	PEAK	 <p>Level (dBuV/m) vs Frequency (MHz) plot showing a peak at 5270 MHz. The y-axis ranges from 0 to 140 dBuV/m, and the x-axis ranges from 1000 to 7000 MHz.</p> <p>Site : 03CH11-HY Condition: PEAK(UNII) 3m 91200_01620_230817 HORIZONTAL : RBW:1000.000kHz VBW:3000.000kHz SWT:Auto</p> <table border="1"> <thead> <tr> <th>Limit</th> <th>Read</th> <th>Ant</th> <th>Cable</th> <th>Preamp</th> <th>Aux</th> <th>APos</th> <th>TPos</th> <th>Remark</th> </tr> <tr> <th>Freq</th> <th>Level</th> <th>Line Margin</th> <th>Level Factor</th> <th>Loss Factor</th> <th>Factor</th> <th></th> <th></th> <th></th> </tr> <tr> <th>MHz</th> <th>dBuV/m</th> <th>dBuV/m</th> <th>dB</th> <th>dBuV</th> <th>dB/m</th> <th>dB</th> <th>dB</th> <th>cm</th> <th>deg</th> </tr> </thead> <tbody> <tr> <td>1</td> <td>5270.00</td> <td>102.99</td> <td>-----</td> <td>-----</td> <td>92.43</td> <td>32.97</td> <td>10.45</td> <td>32.86</td> <td>0.00</td> <td>137</td> <td>68</td> <td>PEAK</td> </tr> </tbody> </table>	Limit	Read	Ant	Cable	Preamp	Aux	APos	TPos	Remark	Freq	Level	Line Margin	Level Factor	Loss Factor	Factor				MHz	dBuV/m	dBuV/m	dB	dBuV	dB/m	dB	dB	cm	deg	1	5270.00	102.99	-----	-----	92.43	32.97	10.45	32.86	0.00	137	68	PEAK
	Limit	Read	Ant	Cable	Preamp	Aux	APos	TPos	Remark																																																																											
Freq	Level	Line Margin	Level Factor	Loss Factor	Factor																																																																															
MHz	dBuV/m	dBuV/m	dB	dBuV	dB/m	dB	dB	cm	deg																																																																											
1	5134.73	53.04	74.00	-20.96	42.36	33.20	10.35	32.87	0.00	137	68	PEAK																																																																								
Limit	Read	Ant	Cable	Preamp	Aux	APos	TPos	Remark																																																																												
Freq	Level	Line Margin	Level Factor	Loss Factor	Factor																																																																															
MHz	dBuV/m	dBuV/m	dB	dBuV	dB/m	dB	dB	cm	deg																																																																											
1	5270.00	102.99	-----	-----	92.43	32.97	10.45	32.86	0.00	137	68	PEAK																																																																								
Avg	 <p>Level (dBuV/m) vs Frequency (MHz) plot showing an average level at 5098 MHz. The y-axis ranges from 0 to 140 dBuV/m, and the x-axis ranges from 5000 to 5270 MHz.</p> <p>Site : 03CH11-HY Condition: AVG_BE_54 3m 91200_01620_230817 HORIZONTAL : RBW:1000.000kHz VBW:1.600kHz SWT:Auto</p> <table border="1"> <thead> <tr> <th>Limit</th> <th>Read</th> <th>Ant</th> <th>Cable</th> <th>Preamp</th> <th>Aux</th> <th>APos</th> <th>TPos</th> <th>Remark</th> </tr> <tr> <th>Freq</th> <th>Level</th> <th>Line Margin</th> <th>Level Factor</th> <th>Loss Factor</th> <th>Factor</th> <th></th> <th></th> <th></th> </tr> <tr> <th>MHz</th> <th>dBuV/m</th> <th>dBuV/m</th> <th>dB</th> <th>dBuV</th> <th>dB/m</th> <th>dB</th> <th>dB</th> <th>cm</th> <th>deg</th> </tr> </thead> <tbody> <tr> <td>1</td> <td>5098.01</td> <td>44.02</td> <td>54.00</td> <td>-9.98</td> <td>33.37</td> <td>33.20</td> <td>10.32</td> <td>32.87</td> <td>0.00</td> <td>137</td> <td>68</td> <td>AVERAGE</td> </tr> </tbody> </table>	Limit	Read	Ant	Cable	Preamp	Aux	APos	TPos	Remark	Freq	Level	Line Margin	Level Factor	Loss Factor	Factor				MHz	dBuV/m	dBuV/m	dB	dBuV	dB/m	dB	dB	cm	deg	1	5098.01	44.02	54.00	-9.98	33.37	33.20	10.32	32.87	0.00	137	68	AVERAGE	 <p>Level (dBuV/m) vs Frequency (MHz) plot showing an average level at 5270 MHz. The y-axis ranges from 0 to 140 dBuV/m, and the x-axis ranges from 1000 to 7000 MHz.</p> <p>Site : 03CH11-HY Condition: AVG_54 3m 91200_01620_230817 HORIZONTAL : RBW:1000.000kHz VBW:1.600kHz SWT:Auto</p> <table border="1"> <thead> <tr> <th>Limit</th> <th>Read</th> <th>Ant</th> <th>Cable</th> <th>Preamp</th> <th>Aux</th> <th>APos</th> <th>TPos</th> <th>Remark</th> </tr> <tr> <th>Freq</th> <th>Level</th> <th>Line Margin</th> <th>Level Factor</th> <th>Loss Factor</th> <th>Factor</th> <th></th> <th></th> <th></th> </tr> <tr> <th>MHz</th> <th>dBuV/m</th> <th>dBuV/m</th> <th>dB</th> <th>dBuV</th> <th>dB/m</th> <th>dB</th> <th>dB</th> <th>cm</th> <th>deg</th> </tr> </thead> <tbody> <tr> <td>1</td> <td>5270.00</td> <td>95.70</td> <td>-----</td> <td>-----</td> <td>85.14</td> <td>32.96</td> <td>10.46</td> <td>32.86</td> <td>0.00</td> <td>137</td> <td>68</td> <td>AVERAGE</td> </tr> </tbody> </table>	Limit	Read	Ant	Cable	Preamp	Aux	APos	TPos	Remark	Freq	Level	Line Margin	Level Factor	Loss Factor	Factor				MHz	dBuV/m	dBuV/m	dB	dBuV	dB/m	dB	dB	cm	deg	1	5270.00	95.70	-----	-----	85.14	32.96	10.46	32.86	0.00	137	68	AVERAGE
	Limit	Read	Ant	Cable	Preamp	Aux	APos	TPos	Remark																																																																											
Freq	Level	Line Margin	Level Factor	Loss Factor	Factor																																																																															
MHz	dBuV/m	dBuV/m	dB	dBuV	dB/m	dB	dB	cm	deg																																																																											
1	5098.01	44.02	54.00	-9.98	33.37	33.20	10.32	32.87	0.00	137	68	AVERAGE																																																																								
Limit	Read	Ant	Cable	Preamp	Aux	APos	TPos	Remark																																																																												
Freq	Level	Line Margin	Level Factor	Loss Factor	Factor																																																																															
MHz	dBuV/m	dBuV/m	dB	dBuV	dB/m	dB	dB	cm	deg																																																																											
1	5270.00	95.70	-----	-----	85.14	32.96	10.46	32.86	0.00	137	68	AVERAGE																																																																								



	16																																									
Mode	Band Edge - R																																									
	U-NII-2A_5.25-5.35_802.11n HT40_CH54_5270MHz																																									
ANT	1																																									
Pol.	Horizontal	Fundamental																																								
Peak	<p>Site : 03CH11-HY Condition: PEAK_BE_74 3m 91200 01620 230017 HORIZONTAL : RBW:1000.000kHz VBW:3000.000kHz SWT:Auto</p> <table border="1"> <thead> <tr> <th>Limit</th> <th>Read</th> <th>Ant</th> <th>Cable</th> <th>Preamp</th> <th>Aux</th> <th>APos</th> <th>TPos</th> <th>Remark</th> </tr> <tr> <th>Freq</th> <th>Level</th> <th>Line</th> <th>Margin</th> <th>Level</th> <th>Factor</th> <th>Loss</th> <th>Factor</th> <th>Factor</th> </tr> <tr> <th>MHz</th> <th>dBuV/m</th> <th>dBuV/m</th> <th>dB</th> <th>dBuV</th> <th>dB/m</th> <th>dB</th> <th>dB</th> <th>dB</th> </tr> </thead> <tbody> <tr> <td>1</td> <td>5359.87</td> <td>52.74</td> <td>74.00</td> <td>-21.26</td> <td>42.10</td> <td>32.98</td> <td>10.51</td> <td>32.85</td> <td>0.00</td> <td>137</td> <td>68</td> <td>PEAK</td> </tr> </tbody> </table>	Limit	Read	Ant	Cable	Preamp	Aux	APos	TPos	Remark	Freq	Level	Line	Margin	Level	Factor	Loss	Factor	Factor	MHz	dBuV/m	dBuV/m	dB	dBuV	dB/m	dB	dB	dB	1	5359.87	52.74	74.00	-21.26	42.10	32.98	10.51	32.85	0.00	137	68	PEAK	Blank
	Limit	Read	Ant	Cable	Preamp	Aux	APos	TPos	Remark																																	
Freq	Level	Line	Margin	Level	Factor	Loss	Factor	Factor																																		
MHz	dBuV/m	dBuV/m	dB	dBuV	dB/m	dB	dB	dB																																		
1	5359.87	52.74	74.00	-21.26	42.10	32.98	10.51	32.85	0.00	137	68	PEAK																														
Avg	<p>Site : 03CH11-HY Condition: AVG_BE_54 3m 91200 01620 230017 HORIZONTAL : RBW:1000.000kHz VBW:1.600kHz SWT:Auto</p> <table border="1"> <thead> <tr> <th>Limit</th> <th>Read</th> <th>Ant</th> <th>Cable</th> <th>Preamp</th> <th>Aux</th> <th>APos</th> <th>TPos</th> <th>Remark</th> </tr> <tr> <th>Freq</th> <th>Level</th> <th>Line</th> <th>Margin</th> <th>Level</th> <th>Factor</th> <th>Loss</th> <th>Factor</th> <th>Factor</th> </tr> <tr> <th>MHz</th> <th>dBuV/m</th> <th>dBuV/m</th> <th>dB</th> <th>dBuV</th> <th>dB/m</th> <th>dB</th> <th>dB</th> <th>dB</th> </tr> </thead> <tbody> <tr> <td>1</td> <td>5350.75</td> <td>43.61</td> <td>54.00</td> <td>-10.39</td> <td>32.95</td> <td>33.00</td> <td>10.51</td> <td>32.85</td> <td>0.00</td> <td>137</td> <td>68</td> <td>AVERAGE</td> </tr> </tbody> </table>	Limit	Read	Ant	Cable	Preamp	Aux	APos	TPos	Remark	Freq	Level	Line	Margin	Level	Factor	Loss	Factor	Factor	MHz	dBuV/m	dBuV/m	dB	dBuV	dB/m	dB	dB	dB	1	5350.75	43.61	54.00	-10.39	32.95	33.00	10.51	32.85	0.00	137	68	AVERAGE	Blank
Limit	Read	Ant	Cable	Preamp	Aux	APos	TPos	Remark																																		
Freq	Level	Line	Margin	Level	Factor	Loss	Factor	Factor																																		
MHz	dBuV/m	dBuV/m	dB	dBuV	dB/m	dB	dB	dB																																		
1	5350.75	43.61	54.00	-10.39	32.95	33.00	10.51	32.85	0.00	137	68	AVERAGE																														



		16																																																																																				
Mode		Band Edge - L																																																																																				
		U-NII-2A_5.25-5.35_802.11n HT40_CH54_5270MHz																																																																																				
ANT		1																																																																																				
Pol.	Vertical	Fundamental																																																																																				
Peak	 <p>Level (dBuV/m) vs Frequency (MHz) plot for Vertical polarization. The y-axis ranges from 0 to 140 dBuV/m, and the x-axis ranges from 5000 to 5270 MHz. A red limit line is at 70 dBuV/m. A blue trace shows a signal rising from ~50 dBuV/m at 5000 MHz to ~90 dBuV/m at 5270 MHz. A peak is marked at 5143.64 MHz.</p> <p>Site : 03CH11-HY Condition: PEAK_BE_74 3m 91200_01620_230817 VERTICAL : RBW:1000.000kHz VBW:3000.000kHz SWT:Auto</p> <table border="1"> <thead> <tr> <th>Limit</th> <th>Read</th> <th>Ant</th> <th>Cable</th> <th>Preamp</th> <th>Aux</th> <th>APos</th> <th>TPos</th> <th>Remark</th> </tr> <tr> <th>Freq</th> <th>Level</th> <th>Line</th> <th>Margin</th> <th>Level</th> <th>Factor</th> <th>Loss</th> <th>Factor</th> <th>Factor</th> </tr> <tr> <th>MHz</th> <th>dBuV/m</th> <th>dBuV/m</th> <th>dB</th> <th>dBuV</th> <th>dB/m</th> <th>dB</th> <th>dB</th> <th>cm</th> <th>deg</th> </tr> </thead> <tbody> <tr> <td>1</td> <td>5143.64</td> <td>52.50</td> <td>74.00</td> <td>-21.50</td> <td>41.81</td> <td>33.20</td> <td>10.36</td> <td>32.87</td> <td>0.00</td> <td>353</td> <td>103</td> <td>PEAK</td> </tr> </tbody> </table>	Limit	Read	Ant	Cable	Preamp	Aux	APos	TPos	Remark	Freq	Level	Line	Margin	Level	Factor	Loss	Factor	Factor	MHz	dBuV/m	dBuV/m	dB	dBuV	dB/m	dB	dB	cm	deg	1	5143.64	52.50	74.00	-21.50	41.81	33.20	10.36	32.87	0.00	353	103	PEAK	 <p>Level (dBuV/m) vs Frequency (MHz) plot for Fundamental polarization. The y-axis ranges from 0 to 140 dBuV/m, and the x-axis ranges from 1000 to 7000 MHz. A red limit line is at 70 dBuV/m. A blue trace shows a signal rising from ~35 dBuV/m at 1000 MHz to ~55 dBuV/m at 7000 MHz. A sharp peak is marked at 5270.00 MHz.</p> <p>Site : 03CH11-HY Condition: PEAK(UNII) 3m 91200_01620_230817 VERTICAL : RBW:1000.000kHz VBW:3000.000kHz SWT:Auto</p> <table border="1"> <thead> <tr> <th>Limit</th> <th>Read</th> <th>Ant</th> <th>Cable</th> <th>Preamp</th> <th>Aux</th> <th>APos</th> <th>TPos</th> <th>Remark</th> </tr> <tr> <th>Freq</th> <th>Level</th> <th>Line</th> <th>Margin</th> <th>Level</th> <th>Factor</th> <th>Loss</th> <th>Factor</th> <th>Factor</th> </tr> <tr> <th>MHz</th> <th>dBuV/m</th> <th>dBuV/m</th> <th>dB</th> <th>dBuV</th> <th>dB/m</th> <th>dB</th> <th>dB</th> <th>dB</th> <th>cm</th> <th>deg</th> </tr> </thead> <tbody> <tr> <td>1</td> <td>5270.00</td> <td>100.78</td> <td>-----</td> <td>-----</td> <td>90.22</td> <td>32.97</td> <td>10.45</td> <td>32.86</td> <td>0.00</td> <td>353</td> <td>103</td> <td>PEAK</td> </tr> </tbody> </table>	Limit	Read	Ant	Cable	Preamp	Aux	APos	TPos	Remark	Freq	Level	Line	Margin	Level	Factor	Loss	Factor	Factor	MHz	dBuV/m	dBuV/m	dB	dBuV	dB/m	dB	dB	dB	cm	deg	1	5270.00	100.78	-----	-----	90.22	32.97	10.45	32.86	0.00	353	103	PEAK	
	Limit	Read	Ant	Cable	Preamp	Aux	APos	TPos	Remark																																																																													
Freq	Level	Line	Margin	Level	Factor	Loss	Factor	Factor																																																																														
MHz	dBuV/m	dBuV/m	dB	dBuV	dB/m	dB	dB	cm	deg																																																																													
1	5143.64	52.50	74.00	-21.50	41.81	33.20	10.36	32.87	0.00	353	103	PEAK																																																																										
Limit	Read	Ant	Cable	Preamp	Aux	APos	TPos	Remark																																																																														
Freq	Level	Line	Margin	Level	Factor	Loss	Factor	Factor																																																																														
MHz	dBuV/m	dBuV/m	dB	dBuV	dB/m	dB	dB	dB	cm	deg																																																																												
1	5270.00	100.78	-----	-----	90.22	32.97	10.45	32.86	0.00	353	103	PEAK																																																																										
Avg	 <p>Level (dBuV/m) vs Frequency (MHz) plot for Vertical polarization. The y-axis ranges from 0 to 140 dBuV/m, and the x-axis ranges from 5000 to 5270 MHz. A red limit line is at 54 dBuV/m. A blue trace shows a signal rising from ~40 dBuV/m at 5000 MHz to ~85 dBuV/m at 5270 MHz. A peak is marked at 5092.80 MHz.</p> <p>Site : 03CH11-HY Condition: AVG_BE_54 3m 91200_01620_230817 VERTICAL : RBW:1000.000kHz VBW:1.600kHz SWT:Auto</p> <table border="1"> <thead> <tr> <th>Limit</th> <th>Read</th> <th>Ant</th> <th>Cable</th> <th>Preamp</th> <th>Aux</th> <th>APos</th> <th>TPos</th> <th>Remark</th> </tr> <tr> <th>Freq</th> <th>Level</th> <th>Line</th> <th>Margin</th> <th>Level</th> <th>Factor</th> <th>Loss</th> <th>Factor</th> <th>Factor</th> </tr> <tr> <th>MHz</th> <th>dBuV/m</th> <th>dBuV/m</th> <th>dB</th> <th>dBuV</th> <th>dB/m</th> <th>dB</th> <th>dB</th> <th>dB</th> <th>cm</th> <th>deg</th> </tr> </thead> <tbody> <tr> <td>1</td> <td>5092.80</td> <td>43.60</td> <td>54.00</td> <td>-10.40</td> <td>32.95</td> <td>33.20</td> <td>10.32</td> <td>32.87</td> <td>0.00</td> <td>353</td> <td>103</td> <td>AVERAGE</td> </tr> </tbody> </table>	Limit	Read	Ant	Cable	Preamp	Aux	APos	TPos	Remark	Freq	Level	Line	Margin	Level	Factor	Loss	Factor	Factor	MHz	dBuV/m	dBuV/m	dB	dBuV	dB/m	dB	dB	dB	cm	deg	1	5092.80	43.60	54.00	-10.40	32.95	33.20	10.32	32.87	0.00	353	103	AVERAGE	 <p>Level (dBuV/m) vs Frequency (MHz) plot for Fundamental polarization. The y-axis ranges from 0 to 140 dBuV/m, and the x-axis ranges from 1000 to 7000 MHz. A red limit line is at 54 dBuV/m. A blue trace shows a signal rising from ~30 dBuV/m at 1000 MHz to ~45 dBuV/m at 7000 MHz. A sharp peak is marked at 5270.00 MHz.</p> <p>Site : 03CH11-HY Condition: AVG_54 3m 91200_01620_230817 VERTICAL : RBW:1000.000kHz VBW:1.600kHz SWT:Auto</p> <table border="1"> <thead> <tr> <th>Limit</th> <th>Read</th> <th>Ant</th> <th>Cable</th> <th>Preamp</th> <th>Aux</th> <th>APos</th> <th>TPos</th> <th>Remark</th> </tr> <tr> <th>Freq</th> <th>Level</th> <th>Line</th> <th>Margin</th> <th>Level</th> <th>Factor</th> <th>Loss</th> <th>Factor</th> <th>Factor</th> </tr> <tr> <th>MHz</th> <th>dBuV/m</th> <th>dBuV/m</th> <th>dB</th> <th>dBuV</th> <th>dB/m</th> <th>dB</th> <th>dB</th> <th>dB</th> <th>cm</th> <th>deg</th> </tr> </thead> <tbody> <tr> <td>1</td> <td>5270.00</td> <td>92.87</td> <td>-----</td> <td>-----</td> <td>82.31</td> <td>32.97</td> <td>10.45</td> <td>32.86</td> <td>0.00</td> <td>353</td> <td>103</td> <td>AVERAGE</td> </tr> </tbody> </table>	Limit	Read	Ant	Cable	Preamp	Aux	APos	TPos	Remark	Freq	Level	Line	Margin	Level	Factor	Loss	Factor	Factor	MHz	dBuV/m	dBuV/m	dB	dBuV	dB/m	dB	dB	dB	cm	deg	1	5270.00	92.87	-----	-----	82.31	32.97	10.45	32.86	0.00	353	103	AVERAGE
	Limit	Read	Ant	Cable	Preamp	Aux	APos	TPos	Remark																																																																													
Freq	Level	Line	Margin	Level	Factor	Loss	Factor	Factor																																																																														
MHz	dBuV/m	dBuV/m	dB	dBuV	dB/m	dB	dB	dB	cm	deg																																																																												
1	5092.80	43.60	54.00	-10.40	32.95	33.20	10.32	32.87	0.00	353	103	AVERAGE																																																																										
Limit	Read	Ant	Cable	Preamp	Aux	APos	TPos	Remark																																																																														
Freq	Level	Line	Margin	Level	Factor	Loss	Factor	Factor																																																																														
MHz	dBuV/m	dBuV/m	dB	dBuV	dB/m	dB	dB	dB	cm	deg																																																																												
1	5270.00	92.87	-----	-----	82.31	32.97	10.45	32.86	0.00	353	103	AVERAGE																																																																										



Mode	16																																																							
	Band Edge - R																																																							
	U-NII-2A_5.25-5.35_802.11n HT40_CH54_5270MHz																																																							
ANT	1																																																							
Pol.	Vertical	Fundamental																																																						
Peak	<p>Site : 03CH11-HY Condition: PEAK_BE_74 3m 91200 01620 230817 VERTICAL : RBW:1000.000kHz VBW:3000.000kHz SWT:Auto</p> <table border="1"> <thead> <tr> <th>Limit</th> <th>Read</th> <th>Ant</th> <th>Cable</th> <th>Preamp</th> <th>Aux</th> <th>APos</th> <th>TPos</th> <th>Remark</th> </tr> <tr> <th>Freq</th> <th>Level</th> <th>Line</th> <th>Margin</th> <th>Level</th> <th>Factor</th> <th>Loss</th> <th>Factor</th> <th>Factor</th> </tr> <tr> <th>MHz</th> <th>dBuV/m</th> <th>dBuV/m</th> <th>dB</th> <th>dBuV</th> <th>dB/m</th> <th>dB</th> <th>dB</th> <th>dB</th> </tr> </thead> <tbody> <tr> <td>1 5368.06</td> <td>52.19</td> <td>74.00</td> <td>-21.81</td> <td>41.55</td> <td>32.98</td> <td>10.51</td> <td>32.85</td> <td>0.00</td> </tr> <tr> <td></td> <td></td> <td></td> <td></td> <td></td> <td></td> <td></td> <td></td> <td>353 103 PEAK</td> </tr> </tbody> </table>	Limit	Read	Ant	Cable	Preamp	Aux	APos	TPos	Remark	Freq	Level	Line	Margin	Level	Factor	Loss	Factor	Factor	MHz	dBuV/m	dBuV/m	dB	dBuV	dB/m	dB	dB	dB	1 5368.06	52.19	74.00	-21.81	41.55	32.98	10.51	32.85	0.00									353 103 PEAK	Blank									
Limit	Read	Ant	Cable	Preamp	Aux	APos	TPos	Remark																																																
Freq	Level	Line	Margin	Level	Factor	Loss	Factor	Factor																																																
MHz	dBuV/m	dBuV/m	dB	dBuV	dB/m	dB	dB	dB																																																
1 5368.06	52.19	74.00	-21.81	41.55	32.98	10.51	32.85	0.00																																																
								353 103 PEAK																																																
Avg	<p>Site : 03CH11-HY Condition: AVG_BE_54 3m 91200 01620 230817 VERTICAL : RBW:1000.000kHz VBW:1.600kHz SWT:Auto</p> <table border="1"> <thead> <tr> <th>Limit</th> <th>Read</th> <th>Ant</th> <th>Cable</th> <th>Preamp</th> <th>Aux</th> <th>APos</th> <th>TPos</th> <th>Remark</th> </tr> <tr> <th>Freq</th> <th>Level</th> <th>Line</th> <th>Margin</th> <th>Level</th> <th>Factor</th> <th>Loss</th> <th>Factor</th> <th>Factor</th> </tr> <tr> <th>MHz</th> <th>dBuV/m</th> <th>dBuV/m</th> <th>dB</th> <th>dBuV</th> <th>dB/m</th> <th>dB</th> <th>dB</th> <th>dB</th> </tr> </thead> <tbody> <tr> <td>1 5352.00</td> <td>42.87</td> <td>54.00</td> <td>-11.13</td> <td>32.21</td> <td>33.00</td> <td>10.51</td> <td>32.85</td> <td>0.00</td> </tr> <tr> <td></td> <td></td> <td></td> <td></td> <td></td> <td></td> <td></td> <td></td> <td></td> </tr> <tr> <td></td> <td></td> <td></td> <td></td> <td></td> <td></td> <td></td> <td></td> <td>353 103 AVERAGE</td> </tr> </tbody> </table>	Limit	Read	Ant	Cable	Preamp	Aux	APos	TPos	Remark	Freq	Level	Line	Margin	Level	Factor	Loss	Factor	Factor	MHz	dBuV/m	dBuV/m	dB	dBuV	dB/m	dB	dB	dB	1 5352.00	42.87	54.00	-11.13	32.21	33.00	10.51	32.85	0.00																		353 103 AVERAGE	Blank
Limit	Read	Ant	Cable	Preamp	Aux	APos	TPos	Remark																																																
Freq	Level	Line	Margin	Level	Factor	Loss	Factor	Factor																																																
MHz	dBuV/m	dBuV/m	dB	dBuV	dB/m	dB	dB	dB																																																
1 5352.00	42.87	54.00	-11.13	32.21	33.00	10.51	32.85	0.00																																																
								353 103 AVERAGE																																																

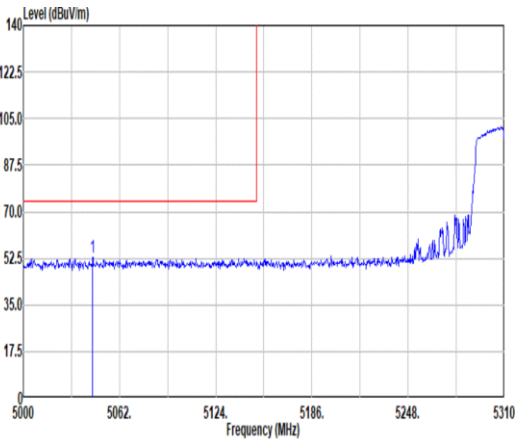
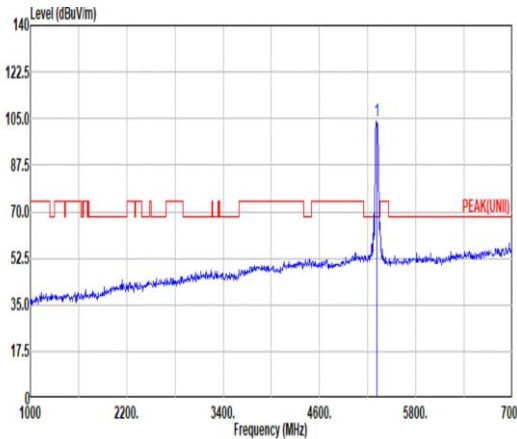
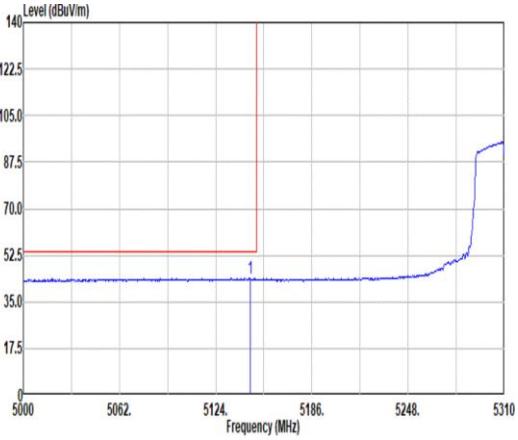
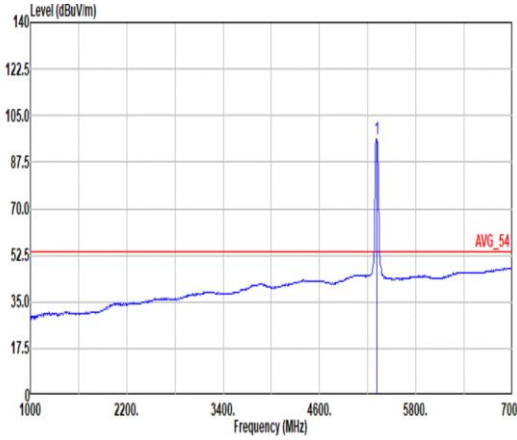


Mode	16																																																																																																											
	Harmonic																																																																																																											
	U-NII-2A_5.25-5.35_802.11n HT40_CH54_5270MHz																																																																																																											
ANT	1																																																																																																											
Pol.	Horizontal	Vertical																																																																																																										
Peak Avg	<p>Site : 03CH11-HY Condition: PEAK(UNII) 3m 91200_01620_230817 HORIZONTAL</p> <table border="1"> <thead> <tr> <th>Limit</th> <th>Read</th> <th>Ant</th> <th>Cable</th> <th>Preamp</th> <th>Aux</th> <th>APos</th> <th>TPos</th> <th>Remark</th> </tr> <tr> <th>Freq</th> <th>Level</th> <th>Line</th> <th>Margin</th> <th>Level</th> <th>Factor</th> <th>Loss</th> <th>Factor</th> <th>Factor</th> </tr> <tr> <th>MHz</th> <th>dBuV/m</th> <th>dBuV/m</th> <th>dB</th> <th>dBuV</th> <th>dB/m</th> <th>dB</th> <th>dB</th> <th>dB</th> </tr> </thead> <tbody> <tr> <td>1</td> <td>10540.00</td> <td>46.96</td> <td>68.20</td> <td>-21.24</td> <td>51.13</td> <td>38.78</td> <td>17.59</td> <td>60.82</td> <td>0.28</td> <td>--</td> <td>--</td> <td>PEAK</td> </tr> <tr> <td>2</td> <td>15810.00</td> <td>46.88</td> <td>74.00</td> <td>-27.12</td> <td>49.09</td> <td>37.50</td> <td>21.71</td> <td>61.67</td> <td>0.25</td> <td>--</td> <td>--</td> <td>PEAK</td> </tr> </tbody> </table>	Limit	Read	Ant	Cable	Preamp	Aux	APos	TPos	Remark	Freq	Level	Line	Margin	Level	Factor	Loss	Factor	Factor	MHz	dBuV/m	dBuV/m	dB	dBuV	dB/m	dB	dB	dB	1	10540.00	46.96	68.20	-21.24	51.13	38.78	17.59	60.82	0.28	--	--	PEAK	2	15810.00	46.88	74.00	-27.12	49.09	37.50	21.71	61.67	0.25	--	--	PEAK	<p>Site : 03CH11-HY Condition: PEAK(UNII) 3m 91200_01620_230817 VERTICAL</p> <table border="1"> <thead> <tr> <th>Limit</th> <th>Read</th> <th>Ant</th> <th>Cable</th> <th>Preamp</th> <th>Aux</th> <th>APos</th> <th>TPos</th> <th>Remark</th> </tr> <tr> <th>Freq</th> <th>Level</th> <th>Line</th> <th>Margin</th> <th>Level</th> <th>Factor</th> <th>Loss</th> <th>Factor</th> <th>Factor</th> </tr> <tr> <th>MHz</th> <th>dBuV/m</th> <th>dBuV/m</th> <th>dB</th> <th>dBuV</th> <th>dB/m</th> <th>dB</th> <th>dB</th> <th>dB</th> </tr> </thead> <tbody> <tr> <td>1</td> <td>10540.00</td> <td>47.16</td> <td>68.20</td> <td>-21.04</td> <td>51.33</td> <td>38.78</td> <td>17.59</td> <td>60.82</td> <td>0.28</td> <td>--</td> <td>--</td> <td>PEAK</td> </tr> <tr> <td>2</td> <td>15810.00</td> <td>47.50</td> <td>74.00</td> <td>-26.50</td> <td>49.71</td> <td>37.50</td> <td>21.71</td> <td>61.67</td> <td>0.25</td> <td>--</td> <td>--</td> <td>PEAK</td> </tr> </tbody> </table>	Limit	Read	Ant	Cable	Preamp	Aux	APos	TPos	Remark	Freq	Level	Line	Margin	Level	Factor	Loss	Factor	Factor	MHz	dBuV/m	dBuV/m	dB	dBuV	dB/m	dB	dB	dB	1	10540.00	47.16	68.20	-21.04	51.33	38.78	17.59	60.82	0.28	--	--	PEAK	2	15810.00	47.50	74.00	-26.50	49.71	37.50	21.71	61.67	0.25	--	--	PEAK
	Limit	Read	Ant	Cable	Preamp	Aux	APos	TPos	Remark																																																																																																			
Freq	Level	Line	Margin	Level	Factor	Loss	Factor	Factor																																																																																																				
MHz	dBuV/m	dBuV/m	dB	dBuV	dB/m	dB	dB	dB																																																																																																				
1	10540.00	46.96	68.20	-21.24	51.13	38.78	17.59	60.82	0.28	--	--	PEAK																																																																																																
2	15810.00	46.88	74.00	-27.12	49.09	37.50	21.71	61.67	0.25	--	--	PEAK																																																																																																
Limit	Read	Ant	Cable	Preamp	Aux	APos	TPos	Remark																																																																																																				
Freq	Level	Line	Margin	Level	Factor	Loss	Factor	Factor																																																																																																				
MHz	dBuV/m	dBuV/m	dB	dBuV	dB/m	dB	dB	dB																																																																																																				
1	10540.00	47.16	68.20	-21.04	51.33	38.78	17.59	60.82	0.28	--	--	PEAK																																																																																																
2	15810.00	47.50	74.00	-26.50	49.71	37.50	21.71	61.67	0.25	--	--	PEAK																																																																																																



	16	
Mode	Harmonic	
	U-NII-2A_5.25-5.35_802.11n HT40_CH54_5270MHz	
ANT	1	
Pol.	Horizontal	Vertical
14.47G ~14.5G Avg	<p>Site : 03CH11-HY Condition: AVG_54 3m 91200_01620_230817 HORIZONTAL</p>	<p>Site : 03CH11-HY Condition: AVG_54 3m 91200_01620_230817 VERTICAL</p>
	<p>Site : 03CH11-HY Condition: AVG_54 3m 91200_01620_230817 HORIZONTAL</p>	<p>Site : 03CH11-HY Condition: AVG_54 3m 91200_01620_230817 VERTICAL</p>

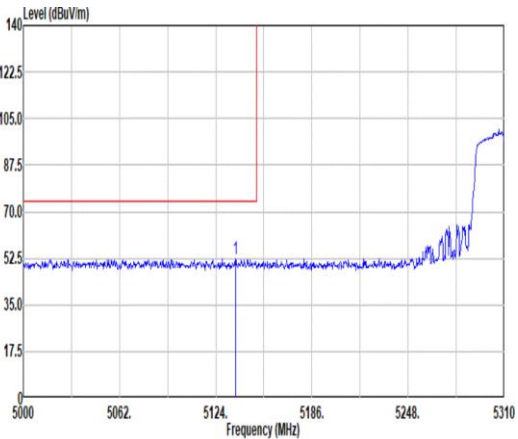
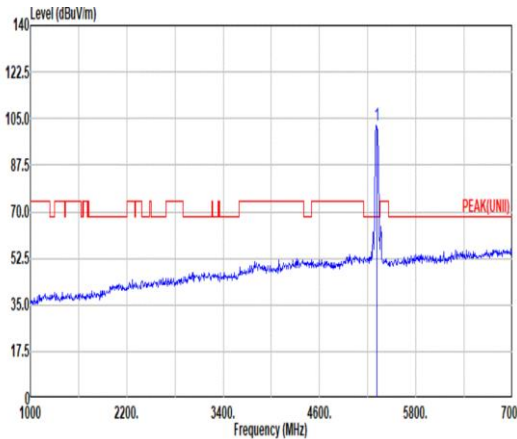
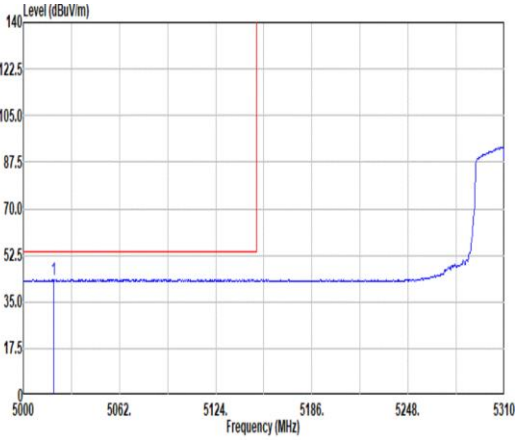
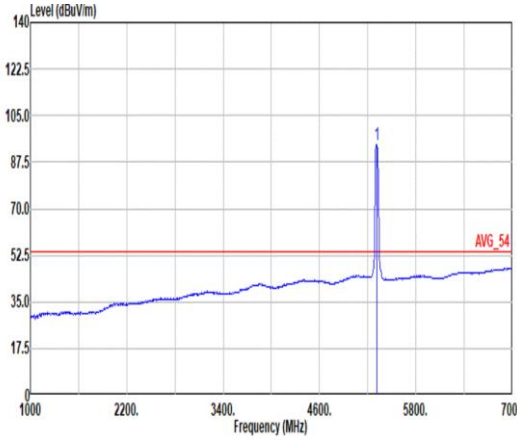


	17																																																																																	
Mode	Band Edge - L																																																																																	
	U-NII-2A_5.25-5.35_802.11n HT40_CH62_5310MHz																																																																																	
ANT	1																																																																																	
Pol.	Horizontal	Fundamental																																																																																
Peak	 <p>Site : 03CH11-HY Condition: PEAK_BE_74 3m 91200_01620_230817 HORIZONTAL : RBW:1000.000kHz VBW:3000.000kHz SWT:Auto</p> <table border="1"> <thead> <tr> <th>Limit</th> <th>Read</th> <th>Ant</th> <th>Cable</th> <th>Preamp</th> <th>Aux</th> <th>APos</th> <th>TPos</th> <th>Remark</th> </tr> <tr> <th>Freq</th> <th>Level</th> <th>Line</th> <th>Margin</th> <th>Level</th> <th>Factor</th> <th>Loss</th> <th>Factor</th> <th>Factor</th> </tr> <tr> <th>MHz</th> <th>dBuV/m</th> <th>dBuV/m</th> <th>dB</th> <th>dBuV</th> <th>dB/m</th> <th>dB</th> <th>dB</th> <th>dB</th> </tr> </thead> <tbody> <tr> <td>1</td> <td>5044.64</td> <td>53.06</td> <td>74.00</td> <td>-20.94</td> <td>42.46</td> <td>33.20</td> <td>10.28</td> <td>32.88</td> <td>0.00</td> <td>102</td> <td>76</td> <td>PEAK</td> </tr> </tbody> </table>	Limit	Read	Ant	Cable	Preamp	Aux	APos	TPos	Remark	Freq	Level	Line	Margin	Level	Factor	Loss	Factor	Factor	MHz	dBuV/m	dBuV/m	dB	dBuV	dB/m	dB	dB	dB	1	5044.64	53.06	74.00	-20.94	42.46	33.20	10.28	32.88	0.00	102	76	PEAK	 <p>Site : 03CH11-HY Condition: PEAK(UNII) 3m 91200_01620_230817 HORIZONTAL : RBW:1000.000kHz VBW:3000.000kHz SWT:Auto</p> <table border="1"> <thead> <tr> <th>Limit</th> <th>Read</th> <th>Ant</th> <th>Cable</th> <th>Preamp</th> <th>Aux</th> <th>APos</th> <th>TPos</th> <th>Remark</th> </tr> <tr> <th>Freq</th> <th>Level</th> <th>Line</th> <th>Margin</th> <th>Level</th> <th>Factor</th> <th>Loss</th> <th>Factor</th> <th>Factor</th> </tr> <tr> <th>MHz</th> <th>dBuV/m</th> <th>dBuV/m</th> <th>dB</th> <th>dBuV</th> <th>dB/m</th> <th>dB</th> <th>dB</th> <th>dB</th> </tr> </thead> <tbody> <tr> <td>1</td> <td>5310.00</td> <td>103.82</td> <td>-----</td> <td>-----</td> <td>93.28</td> <td>32.92</td> <td>10.48</td> <td>32.86</td> <td>0.00</td> <td>102</td> <td>76</td> <td>PEAK</td> </tr> </tbody> </table>	Limit	Read	Ant	Cable	Preamp	Aux	APos	TPos	Remark	Freq	Level	Line	Margin	Level	Factor	Loss	Factor	Factor	MHz	dBuV/m	dBuV/m	dB	dBuV	dB/m	dB	dB	dB	1	5310.00	103.82	-----	-----	93.28	32.92	10.48	32.86	0.00	102	76	PEAK
Limit	Read	Ant	Cable	Preamp	Aux	APos	TPos	Remark																																																																										
Freq	Level	Line	Margin	Level	Factor	Loss	Factor	Factor																																																																										
MHz	dBuV/m	dBuV/m	dB	dBuV	dB/m	dB	dB	dB																																																																										
1	5044.64	53.06	74.00	-20.94	42.46	33.20	10.28	32.88	0.00	102	76	PEAK																																																																						
Limit	Read	Ant	Cable	Preamp	Aux	APos	TPos	Remark																																																																										
Freq	Level	Line	Margin	Level	Factor	Loss	Factor	Factor																																																																										
MHz	dBuV/m	dBuV/m	dB	dBuV	dB/m	dB	dB	dB																																																																										
1	5310.00	103.82	-----	-----	93.28	32.92	10.48	32.86	0.00	102	76	PEAK																																																																						
Avg	 <p>Site : 03CH11-HY Condition: AVG_BE_54 3m 91200_01620_230817 HORIZONTAL : RBW:1000.000kHz VBW:1.600kHz SWT:Auto</p> <table border="1"> <thead> <tr> <th>Limit</th> <th>Read</th> <th>Ant</th> <th>Cable</th> <th>Preamp</th> <th>Aux</th> <th>APos</th> <th>TPos</th> <th>Remark</th> </tr> <tr> <th>Freq</th> <th>Level</th> <th>Line</th> <th>Margin</th> <th>Level</th> <th>Factor</th> <th>Loss</th> <th>Factor</th> <th>Factor</th> </tr> <tr> <th>MHz</th> <th>dBuV/m</th> <th>dBuV/m</th> <th>dB</th> <th>dBuV</th> <th>dB/m</th> <th>dB</th> <th>dB</th> <th>dB</th> </tr> </thead> <tbody> <tr> <td>1</td> <td>5146.01</td> <td>43.75</td> <td>54.00</td> <td>-10.25</td> <td>33.06</td> <td>33.20</td> <td>10.36</td> <td>32.87</td> <td>0.00</td> <td>102</td> <td>76</td> <td>AVERAGE</td> </tr> </tbody> </table>	Limit	Read	Ant	Cable	Preamp	Aux	APos	TPos	Remark	Freq	Level	Line	Margin	Level	Factor	Loss	Factor	Factor	MHz	dBuV/m	dBuV/m	dB	dBuV	dB/m	dB	dB	dB	1	5146.01	43.75	54.00	-10.25	33.06	33.20	10.36	32.87	0.00	102	76	AVERAGE	 <p>Site : 03CH11-HY Condition: AVG_54 3m 91200_01620_230817 HORIZONTAL : RBW:1000.000kHz VBW:1.600kHz SWT:Auto</p> <table border="1"> <thead> <tr> <th>Limit</th> <th>Read</th> <th>Ant</th> <th>Cable</th> <th>Preamp</th> <th>Aux</th> <th>APos</th> <th>TPos</th> <th>Remark</th> </tr> <tr> <th>Freq</th> <th>Level</th> <th>Line</th> <th>Margin</th> <th>Level</th> <th>Factor</th> <th>Loss</th> <th>Factor</th> <th>Factor</th> </tr> <tr> <th>MHz</th> <th>dBuV/m</th> <th>dBuV/m</th> <th>dB</th> <th>dBuV</th> <th>dB/m</th> <th>dB</th> <th>dB</th> <th>dB</th> </tr> </thead> <tbody> <tr> <td>1</td> <td>5310.00</td> <td>96.32</td> <td>-----</td> <td>-----</td> <td>85.76</td> <td>32.93</td> <td>10.48</td> <td>32.85</td> <td>0.00</td> <td>102</td> <td>76</td> <td>AVERAGE</td> </tr> </tbody> </table>	Limit	Read	Ant	Cable	Preamp	Aux	APos	TPos	Remark	Freq	Level	Line	Margin	Level	Factor	Loss	Factor	Factor	MHz	dBuV/m	dBuV/m	dB	dBuV	dB/m	dB	dB	dB	1	5310.00	96.32	-----	-----	85.76	32.93	10.48	32.85	0.00	102	76	AVERAGE
Limit	Read	Ant	Cable	Preamp	Aux	APos	TPos	Remark																																																																										
Freq	Level	Line	Margin	Level	Factor	Loss	Factor	Factor																																																																										
MHz	dBuV/m	dBuV/m	dB	dBuV	dB/m	dB	dB	dB																																																																										
1	5146.01	43.75	54.00	-10.25	33.06	33.20	10.36	32.87	0.00	102	76	AVERAGE																																																																						
Limit	Read	Ant	Cable	Preamp	Aux	APos	TPos	Remark																																																																										
Freq	Level	Line	Margin	Level	Factor	Loss	Factor	Factor																																																																										
MHz	dBuV/m	dBuV/m	dB	dBuV	dB/m	dB	dB	dB																																																																										
1	5310.00	96.32	-----	-----	85.76	32.93	10.48	32.85	0.00	102	76	AVERAGE																																																																						



	17																																							
Mode	Band Edge - R																																							
	U-NII-2A_5.25-5.35_802.11n HT40_CH62_5310MHz																																							
ANT	1																																							
Pol.	Horizontal	Fundamental																																						
Peak	<p>Site : 03CH11-HY Condition: PEAK_BE_74 3m 91200 01620 230017 HORIZONTAL : RBW:1000.000kHz VBW:3000.000kHz SWT:Auto</p> <table border="1"> <thead> <tr> <th>Limit</th> <th>Read</th> <th>Ant</th> <th>Cable</th> <th>Preamp</th> <th>Aux</th> <th>APos</th> <th>TPos</th> <th>Remark</th> </tr> <tr> <th>Freq</th> <th>Level</th> <th>Line</th> <th>Margin</th> <th>Level</th> <th>Factor</th> <th>Loss</th> <th>Factor</th> <th>Factor</th> </tr> <tr> <th>MHz</th> <th>dBuV/m</th> <th>dBuV/m</th> <th>dB</th> <th>dBuV</th> <th>dB/m</th> <th>dB</th> <th>dB</th> <th>cm</th> <th>deg</th> </tr> </thead> <tbody> <tr> <td>1 5351.85</td> <td>64.95</td> <td>74.00</td> <td>-9.05</td> <td>54.29</td> <td>33.00</td> <td>10.51</td> <td>32.85</td> <td>0.00</td> <td>102 76 PEAK</td> </tr> </tbody> </table>	Limit	Read	Ant	Cable	Preamp	Aux	APos	TPos	Remark	Freq	Level	Line	Margin	Level	Factor	Loss	Factor	Factor	MHz	dBuV/m	dBuV/m	dB	dBuV	dB/m	dB	dB	cm	deg	1 5351.85	64.95	74.00	-9.05	54.29	33.00	10.51	32.85	0.00	102 76 PEAK	Blank
	Limit	Read	Ant	Cable	Preamp	Aux	APos	TPos	Remark																															
Freq	Level	Line	Margin	Level	Factor	Loss	Factor	Factor																																
MHz	dBuV/m	dBuV/m	dB	dBuV	dB/m	dB	dB	cm	deg																															
1 5351.85	64.95	74.00	-9.05	54.29	33.00	10.51	32.85	0.00	102 76 PEAK																															
Avg	<p>Site : 03CH11-HY Condition: AVG_BE_54 3m 91200 01620 230017 HORIZONTAL : RBW:1000.000kHz VBW:1.600kHz SWT:Auto</p> <table border="1"> <thead> <tr> <th>Limit</th> <th>Read</th> <th>Ant</th> <th>Cable</th> <th>Preamp</th> <th>Aux</th> <th>APos</th> <th>TPos</th> <th>Remark</th> </tr> <tr> <th>Freq</th> <th>Level</th> <th>Line</th> <th>Margin</th> <th>Level</th> <th>Factor</th> <th>Loss</th> <th>Factor</th> <th>Factor</th> </tr> <tr> <th>MHz</th> <th>dBuV/m</th> <th>dBuV/m</th> <th>dB</th> <th>dBuV</th> <th>dB/m</th> <th>dB</th> <th>dB</th> <th>cm</th> <th>deg</th> </tr> </thead> <tbody> <tr> <td>1 5350.05</td> <td>49.89</td> <td>54.00</td> <td>-4.11</td> <td>39.23</td> <td>33.00</td> <td>10.51</td> <td>32.85</td> <td>0.00</td> <td>102 76 AVERAGE</td> </tr> </tbody> </table>	Limit	Read	Ant	Cable	Preamp	Aux	APos	TPos	Remark	Freq	Level	Line	Margin	Level	Factor	Loss	Factor	Factor	MHz	dBuV/m	dBuV/m	dB	dBuV	dB/m	dB	dB	cm	deg	1 5350.05	49.89	54.00	-4.11	39.23	33.00	10.51	32.85	0.00	102 76 AVERAGE	Blank
Limit	Read	Ant	Cable	Preamp	Aux	APos	TPos	Remark																																
Freq	Level	Line	Margin	Level	Factor	Loss	Factor	Factor																																
MHz	dBuV/m	dBuV/m	dB	dBuV	dB/m	dB	dB	cm	deg																															
1 5350.05	49.89	54.00	-4.11	39.23	33.00	10.51	32.85	0.00	102 76 AVERAGE																															



		17																																																																																	
Mode		Band Edge - L																																																																																	
		U-NII-2A_5.25-5.35_802.11n HT40_CH62_5310MHz																																																																																	
ANT		1																																																																																	
Pol.	Vertical	Fundamental																																																																																	
Peak	 <p>Level (dBuV/m) vs Frequency (MHz) plot for Vertical polarization. The y-axis ranges from 0 to 140 dBuV/m, and the x-axis ranges from 5000 to 5310 MHz. A red limit line is shown at approximately 70 dBuV/m. A blue trace shows a signal that rises from about 50 dBuV/m at 5000 MHz to about 90 dBuV/m at 5310 MHz. A peak is marked at 5136.71 MHz.</p> <p>Site : 03CH11-HY Condition: PEAK_BE_74 3m 91200_01620_230817 VERTICAL : RBW:1000.000kHz VBW:3000.000kHz SWT:Auto</p> <table border="1"> <thead> <tr> <th>Limit</th> <th>Read</th> <th>Ant</th> <th>Cable</th> <th>Preamp</th> <th>Aux</th> <th>APos</th> <th>TPos</th> <th>Remark</th> </tr> <tr> <th>Freq</th> <th>Level</th> <th>Line</th> <th>Margin</th> <th>Level</th> <th>Factor</th> <th>Loss</th> <th>Factor</th> <th>Factor</th> </tr> <tr> <th>MHz</th> <th>dBuV/m</th> <th>dBuV/m</th> <th>dB</th> <th>dBuV</th> <th>dB/m</th> <th>dB</th> <th>dB</th> <th>cm</th> <th>deg</th> </tr> </thead> <tbody> <tr> <td>1</td> <td>5136.71</td> <td>52.16</td> <td>74.00</td> <td>-21.84</td> <td>41.47</td> <td>33.20</td> <td>10.36</td> <td>32.87</td> <td>0.00</td> <td>343</td> <td>110</td> <td>PEAK</td> </tr> </tbody> </table>	Limit	Read	Ant	Cable	Preamp	Aux	APos	TPos	Remark	Freq	Level	Line	Margin	Level	Factor	Loss	Factor	Factor	MHz	dBuV/m	dBuV/m	dB	dBuV	dB/m	dB	dB	cm	deg	1	5136.71	52.16	74.00	-21.84	41.47	33.20	10.36	32.87	0.00	343	110	PEAK	 <p>Level (dBuV/m) vs Frequency (MHz) plot for Fundamental polarization. The y-axis ranges from 0 to 140 dBuV/m, and the x-axis ranges from 1000 to 7000 MHz. A red limit line is shown at approximately 70 dBuV/m. A blue trace shows a signal that rises from about 35 dBuV/m at 1000 MHz to about 55 dBuV/m at 7000 MHz. A sharp peak is marked at 5310.00 MHz.</p> <p>Site : 03CH11-HY Condition: PEAK(U-NII) 3m 91200_01620_230817 VERTICAL : RBW:1000.000kHz VBW:3000.000kHz SWT:Auto</p> <table border="1"> <thead> <tr> <th>Limit</th> <th>Read</th> <th>Ant</th> <th>Cable</th> <th>Preamp</th> <th>Aux</th> <th>APos</th> <th>TPos</th> <th>Remark</th> </tr> <tr> <th>Freq</th> <th>Level</th> <th>Line</th> <th>Margin</th> <th>Level</th> <th>Factor</th> <th>Loss</th> <th>Factor</th> <th>Factor</th> </tr> <tr> <th>MHz</th> <th>dBuV/m</th> <th>dBuV/m</th> <th>dB</th> <th>dBuV</th> <th>dB/m</th> <th>dB</th> <th>dB</th> <th>dB</th> </tr> </thead> <tbody> <tr> <td>1</td> <td>5310.00</td> <td>102.62</td> <td>-----</td> <td>-----</td> <td>92.08</td> <td>32.92</td> <td>10.48</td> <td>32.86</td> <td>0.00</td> <td>343</td> <td>110</td> <td>PEAK</td> </tr> </tbody> </table>	Limit	Read	Ant	Cable	Preamp	Aux	APos	TPos	Remark	Freq	Level	Line	Margin	Level	Factor	Loss	Factor	Factor	MHz	dBuV/m	dBuV/m	dB	dBuV	dB/m	dB	dB	dB	1	5310.00	102.62	-----	-----	92.08	32.92	10.48	32.86	0.00	343	110	PEAK
	Limit	Read	Ant	Cable	Preamp	Aux	APos	TPos	Remark																																																																										
Freq	Level	Line	Margin	Level	Factor	Loss	Factor	Factor																																																																											
MHz	dBuV/m	dBuV/m	dB	dBuV	dB/m	dB	dB	cm	deg																																																																										
1	5136.71	52.16	74.00	-21.84	41.47	33.20	10.36	32.87	0.00	343	110	PEAK																																																																							
Limit	Read	Ant	Cable	Preamp	Aux	APos	TPos	Remark																																																																											
Freq	Level	Line	Margin	Level	Factor	Loss	Factor	Factor																																																																											
MHz	dBuV/m	dBuV/m	dB	dBuV	dB/m	dB	dB	dB																																																																											
1	5310.00	102.62	-----	-----	92.08	32.92	10.48	32.86	0.00	343	110	PEAK																																																																							
Avg	 <p>Level (dBuV/m) vs Frequency (MHz) plot for Vertical polarization. The y-axis ranges from 0 to 140 dBuV/m, and the x-axis ranges from 5000 to 5310 MHz. A red limit line is shown at approximately 52.5 dBuV/m. A blue trace shows a signal that rises from about 40 dBuV/m at 5000 MHz to about 85 dBuV/m at 5310 MHz. A peak is marked at 5019.53 MHz.</p> <p>Site : 03CH11-HY Condition: AVG_BE_54 3m 91200_01620_230817 VERTICAL : RBW:1000.000kHz VBW:1.600kHz SWT:Auto</p> <table border="1"> <thead> <tr> <th>Limit</th> <th>Read</th> <th>Ant</th> <th>Cable</th> <th>Preamp</th> <th>Aux</th> <th>APos</th> <th>TPos</th> <th>Remark</th> </tr> <tr> <th>Freq</th> <th>Level</th> <th>Line</th> <th>Margin</th> <th>Level</th> <th>Factor</th> <th>Loss</th> <th>Factor</th> <th>Factor</th> </tr> <tr> <th>MHz</th> <th>dBuV/m</th> <th>dBuV/m</th> <th>dB</th> <th>dBuV</th> <th>dB/m</th> <th>dB</th> <th>dB</th> <th>dB</th> </tr> </thead> <tbody> <tr> <td>1</td> <td>5019.53</td> <td>43.48</td> <td>54.00</td> <td>-10.52</td> <td>32.90</td> <td>33.20</td> <td>10.26</td> <td>32.88</td> <td>0.00</td> <td>343</td> <td>110</td> <td>AVERAGE</td> </tr> </tbody> </table>	Limit	Read	Ant	Cable	Preamp	Aux	APos	TPos	Remark	Freq	Level	Line	Margin	Level	Factor	Loss	Factor	Factor	MHz	dBuV/m	dBuV/m	dB	dBuV	dB/m	dB	dB	dB	1	5019.53	43.48	54.00	-10.52	32.90	33.20	10.26	32.88	0.00	343	110	AVERAGE	 <p>Level (dBuV/m) vs Frequency (MHz) plot for Fundamental polarization. The y-axis ranges from 0 to 140 dBuV/m, and the x-axis ranges from 1000 to 7000 MHz. A red limit line is shown at approximately 52.5 dBuV/m. A blue trace shows a signal that rises from about 35 dBuV/m at 1000 MHz to about 55 dBuV/m at 7000 MHz. A sharp peak is marked at 5310.00 MHz.</p> <p>Site : 03CH11-HY Condition: AVG_54 3m 91200_01620_230817 VERTICAL : RBW:1000.000kHz VBW:1.600kHz SWT:Auto</p> <table border="1"> <thead> <tr> <th>Limit</th> <th>Read</th> <th>Ant</th> <th>Cable</th> <th>Preamp</th> <th>Aux</th> <th>APos</th> <th>TPos</th> <th>Remark</th> </tr> <tr> <th>Freq</th> <th>Level</th> <th>Line</th> <th>Margin</th> <th>Level</th> <th>Factor</th> <th>Loss</th> <th>Factor</th> <th>Factor</th> </tr> <tr> <th>MHz</th> <th>dBuV/m</th> <th>dBuV/m</th> <th>dB</th> <th>dBuV</th> <th>dB/m</th> <th>dB</th> <th>dB</th> <th>dB</th> </tr> </thead> <tbody> <tr> <td>1</td> <td>5310.00</td> <td>94.08</td> <td>-----</td> <td>-----</td> <td>83.54</td> <td>32.92</td> <td>10.48</td> <td>32.86</td> <td>0.00</td> <td>343</td> <td>110</td> <td>AVERAGE</td> </tr> </tbody> </table>	Limit	Read	Ant	Cable	Preamp	Aux	APos	TPos	Remark	Freq	Level	Line	Margin	Level	Factor	Loss	Factor	Factor	MHz	dBuV/m	dBuV/m	dB	dBuV	dB/m	dB	dB	dB	1	5310.00	94.08	-----	-----	83.54	32.92	10.48	32.86	0.00	343	110	AVERAGE	
	Limit	Read	Ant	Cable	Preamp	Aux	APos	TPos	Remark																																																																										
Freq	Level	Line	Margin	Level	Factor	Loss	Factor	Factor																																																																											
MHz	dBuV/m	dBuV/m	dB	dBuV	dB/m	dB	dB	dB																																																																											
1	5019.53	43.48	54.00	-10.52	32.90	33.20	10.26	32.88	0.00	343	110	AVERAGE																																																																							
Limit	Read	Ant	Cable	Preamp	Aux	APos	TPos	Remark																																																																											
Freq	Level	Line	Margin	Level	Factor	Loss	Factor	Factor																																																																											
MHz	dBuV/m	dBuV/m	dB	dBuV	dB/m	dB	dB	dB																																																																											
1	5310.00	94.08	-----	-----	83.54	32.92	10.48	32.86	0.00	343	110	AVERAGE																																																																							



	17																																							
Mode	Band Edge - R																																							
	U-NII-2A_5.25-5.35_802.11n HT40_CH62_5310MHz																																							
ANT	1																																							
Pol.	Vertical	Fundamental																																						
Peak	<p>Site : 03CH11-HY Condition: PEAK_BE_74 3m 91200 01620 230817 VERTICAL : RBW:1000.000kHz VBW:3000.000kHz SWT:Auto</p> <table border="1"> <thead> <tr> <th>Limit</th> <th>Read</th> <th>Ant</th> <th>Cable</th> <th>Preamp</th> <th>Aux</th> <th>APos</th> <th>TPos</th> <th>Remark</th> </tr> <tr> <th>Freq</th> <th>Level</th> <th>Line</th> <th>Margin</th> <th>Level</th> <th>Factor</th> <th>Loss</th> <th>Factor</th> <th>Factor</th> </tr> <tr> <th>MHz</th> <th>dBuV/m</th> <th>dBuV/m</th> <th>dB</th> <th>dBuV</th> <th>dB/m</th> <th>dB</th> <th>dB</th> <th>cm</th> <th>deg</th> </tr> </thead> <tbody> <tr> <td>1 5353.05</td> <td>62.24</td> <td>74.00</td> <td>-11.76</td> <td>51.59</td> <td>32.99</td> <td>10.51</td> <td>32.85</td> <td>0.00</td> <td>343 110 PEAK</td> </tr> </tbody> </table>	Limit	Read	Ant	Cable	Preamp	Aux	APos	TPos	Remark	Freq	Level	Line	Margin	Level	Factor	Loss	Factor	Factor	MHz	dBuV/m	dBuV/m	dB	dBuV	dB/m	dB	dB	cm	deg	1 5353.05	62.24	74.00	-11.76	51.59	32.99	10.51	32.85	0.00	343 110 PEAK	Blank
	Limit	Read	Ant	Cable	Preamp	Aux	APos	TPos	Remark																															
Freq	Level	Line	Margin	Level	Factor	Loss	Factor	Factor																																
MHz	dBuV/m	dBuV/m	dB	dBuV	dB/m	dB	dB	cm	deg																															
1 5353.05	62.24	74.00	-11.76	51.59	32.99	10.51	32.85	0.00	343 110 PEAK																															
Avg	<p>Site : 03CH11-HY Condition: AVG_BE_54 3m 91200 01620 230817 VERTICAL : RBW:1000.000kHz VBW:1.600kHz SWT:Auto</p> <table border="1"> <thead> <tr> <th>Limit</th> <th>Read</th> <th>Ant</th> <th>Cable</th> <th>Preamp</th> <th>Aux</th> <th>APos</th> <th>TPos</th> <th>Remark</th> </tr> <tr> <th>Freq</th> <th>Level</th> <th>Line</th> <th>Margin</th> <th>Level</th> <th>Factor</th> <th>Loss</th> <th>Factor</th> <th>Factor</th> </tr> <tr> <th>MHz</th> <th>dBuV/m</th> <th>dBuV/m</th> <th>dB</th> <th>dBuV</th> <th>dB/m</th> <th>dB</th> <th>dB</th> <th>cm</th> <th>deg</th> </tr> </thead> <tbody> <tr> <td>1 5350.35</td> <td>47.54</td> <td>54.00</td> <td>-6.46</td> <td>36.08</td> <td>33.00</td> <td>10.51</td> <td>32.85</td> <td>0.00</td> <td>343 110 AVERAGE</td> </tr> </tbody> </table>	Limit	Read	Ant	Cable	Preamp	Aux	APos	TPos	Remark	Freq	Level	Line	Margin	Level	Factor	Loss	Factor	Factor	MHz	dBuV/m	dBuV/m	dB	dBuV	dB/m	dB	dB	cm	deg	1 5350.35	47.54	54.00	-6.46	36.08	33.00	10.51	32.85	0.00	343 110 AVERAGE	Blank
Limit	Read	Ant	Cable	Preamp	Aux	APos	TPos	Remark																																
Freq	Level	Line	Margin	Level	Factor	Loss	Factor	Factor																																
MHz	dBuV/m	dBuV/m	dB	dBuV	dB/m	dB	dB	cm	deg																															
1 5350.35	47.54	54.00	-6.46	36.08	33.00	10.51	32.85	0.00	343 110 AVERAGE																															



Mode	17																																																																																									
	Harmonic																																																																																									
	U-NII-2A_5.25-5.35_802.11n HT40_CH62_5310MHz																																																																																									
ANT	1																																																																																									
Pol.	Horizontal	Vertical																																																																																								
Peak Avg	<p>Site : 03CH11-HY Condition: PEAK(UNII) 3m 91200_01620_230817 HORIZONTAL</p> <table border="1"> <thead> <tr> <th>Limit</th> <th>Read</th> <th>Ant</th> <th>Cable</th> <th>Preamp</th> <th>Aux</th> <th>APos</th> <th>TPos</th> <th>Remark</th> </tr> <tr> <th>Freq</th> <th>Level</th> <th>Line</th> <th>Margin</th> <th>Level</th> <th>Factor</th> <th>Loss</th> <th>Factor</th> <th>Factor</th> <th>cm</th> <th>deg</th> </tr> </thead> <tbody> <tr> <td>1</td> <td>10620.00</td> <td>46.53</td> <td>74.00</td> <td>-27.47</td> <td>50.42</td> <td>39.18</td> <td>17.61</td> <td>60.96</td> <td>0.28</td> <td>--</td> <td>PEAK</td> </tr> <tr> <td>2</td> <td>15930.00</td> <td>46.62</td> <td>74.00</td> <td>-27.38</td> <td>48.42</td> <td>37.52</td> <td>21.77</td> <td>61.36</td> <td>0.27</td> <td>--</td> <td>PEAK</td> </tr> </tbody> </table>	Limit	Read	Ant	Cable	Preamp	Aux	APos	TPos	Remark	Freq	Level	Line	Margin	Level	Factor	Loss	Factor	Factor	cm	deg	1	10620.00	46.53	74.00	-27.47	50.42	39.18	17.61	60.96	0.28	--	PEAK	2	15930.00	46.62	74.00	-27.38	48.42	37.52	21.77	61.36	0.27	--	PEAK	<p>Site : 03CH11-HY Condition: PEAK(UNII) 3m 91200_01620_230817 VERTICAL</p> <table border="1"> <thead> <tr> <th>Limit</th> <th>Read</th> <th>Ant</th> <th>Cable</th> <th>Preamp</th> <th>Aux</th> <th>APos</th> <th>TPos</th> <th>Remark</th> </tr> <tr> <th>Freq</th> <th>Level</th> <th>Line</th> <th>Margin</th> <th>Level</th> <th>Factor</th> <th>Loss</th> <th>Factor</th> <th>Factor</th> <th>cm</th> <th>deg</th> </tr> </thead> <tbody> <tr> <td>1</td> <td>10620.00</td> <td>46.56</td> <td>74.00</td> <td>-27.44</td> <td>50.45</td> <td>39.18</td> <td>17.61</td> <td>60.96</td> <td>0.28</td> <td>--</td> <td>PEAK</td> </tr> <tr> <td>2</td> <td>15930.00</td> <td>45.82</td> <td>74.00</td> <td>-28.18</td> <td>47.62</td> <td>37.52</td> <td>21.77</td> <td>61.36</td> <td>0.27</td> <td>--</td> <td>PEAK</td> </tr> </tbody> </table>	Limit	Read	Ant	Cable	Preamp	Aux	APos	TPos	Remark	Freq	Level	Line	Margin	Level	Factor	Loss	Factor	Factor	cm	deg	1	10620.00	46.56	74.00	-27.44	50.45	39.18	17.61	60.96	0.28	--	PEAK	2	15930.00	45.82	74.00	-28.18	47.62	37.52	21.77	61.36	0.27	--	PEAK
	Limit	Read	Ant	Cable	Preamp	Aux	APos	TPos	Remark																																																																																	
Freq	Level	Line	Margin	Level	Factor	Loss	Factor	Factor	cm	deg																																																																																
1	10620.00	46.53	74.00	-27.47	50.42	39.18	17.61	60.96	0.28	--	PEAK																																																																															
2	15930.00	46.62	74.00	-27.38	48.42	37.52	21.77	61.36	0.27	--	PEAK																																																																															
Limit	Read	Ant	Cable	Preamp	Aux	APos	TPos	Remark																																																																																		
Freq	Level	Line	Margin	Level	Factor	Loss	Factor	Factor	cm	deg																																																																																
1	10620.00	46.56	74.00	-27.44	50.45	39.18	17.61	60.96	0.28	--	PEAK																																																																															
2	15930.00	45.82	74.00	-28.18	47.62	37.52	21.77	61.36	0.27	--	PEAK																																																																															



	17	
Mode	Harmonic	
	U-NII-2A_5.25-5.35_802.11n HT40_CH62_5310MHz	
ANT	1	
Pol.	Horizontal	Vertical
14.47G ~14.5G Avg	<p>Site : 03CH11-HY Condition: AVG_54 3m 91200_01620_230817 HORIZONTAL</p>	<p>Site : 03CH11-HY Condition: AVG_54 3m 91200_01620_230817 VERTICAL</p>
	<p>Site : 03CH11-HY Condition: AVG_54 3m 91200_01620_230817 HORIZONTAL</p>	<p>Site : 03CH11-HY Condition: AVG_54 3m 91200_01620_230817 VERTICAL</p>

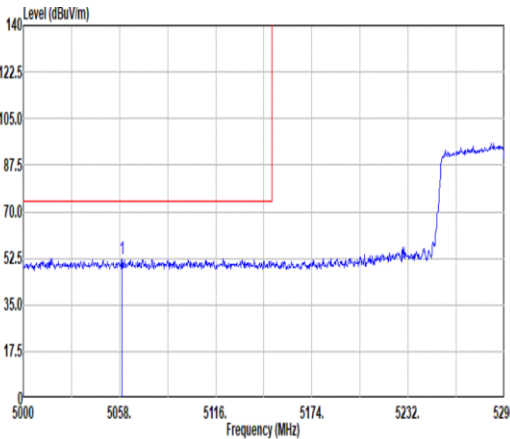
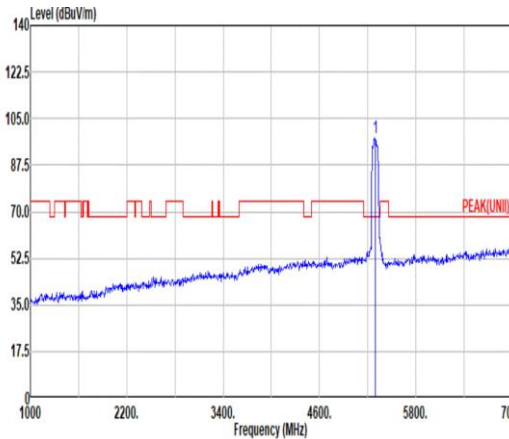
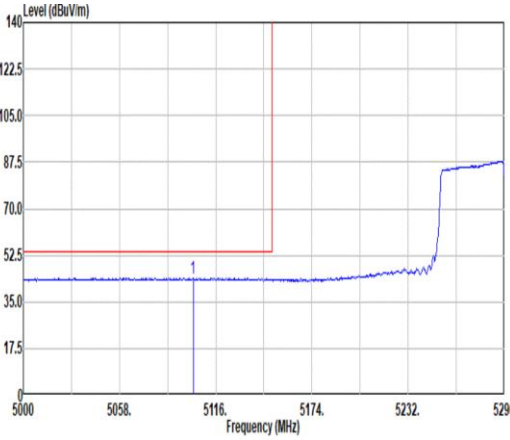
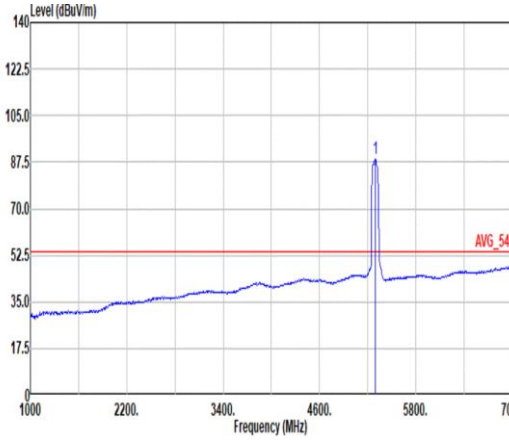


	18																																																																																			
Mode	Band Edge - L																																																																																			
	U-NII-2A_5.25-5.35_802.11ac_VHT80_CH58_5290MHz																																																																																			
ANT	1																																																																																			
Pol.	Horizontal	Fundamental																																																																																		
Peak	<p>Site : 03CH11-HY Condition: PEAK_BE_74 3m 91200_01620_230817 HORIZONTAL : RBW:1000.000kHz VBW:3000.000kHz SWT:Auto</p> <table border="1"> <thead> <tr> <th>Limit</th> <th>Read</th> <th>Ant</th> <th>Cable</th> <th>Preamp</th> <th>Aux</th> <th>APos</th> <th>TPos</th> <th>Remark</th> </tr> <tr> <th>Freq</th> <th>Level</th> <th>Line</th> <th>Margin</th> <th>Level</th> <th>Factor</th> <th>Loss</th> <th>Factor</th> <th>Factor</th> </tr> <tr> <th>MHz</th> <th>dBuV/m</th> <th>dBuV/m</th> <th>dB</th> <th>dBuV</th> <th>dB/m</th> <th>dB</th> <th>dB</th> <th>cm</th> <th>deg</th> </tr> </thead> <tbody> <tr> <td>1</td> <td>5126.15</td> <td>53.27</td> <td>74.00</td> <td>-20.73</td> <td>42.59</td> <td>33.20</td> <td>10.35</td> <td>32.87</td> <td>0.00</td> <td>103</td> <td>73</td> <td>PEAK</td> </tr> </tbody> </table>	Limit	Read	Ant	Cable	Preamp	Aux	APos	TPos	Remark	Freq	Level	Line	Margin	Level	Factor	Loss	Factor	Factor	MHz	dBuV/m	dBuV/m	dB	dBuV	dB/m	dB	dB	cm	deg	1	5126.15	53.27	74.00	-20.73	42.59	33.20	10.35	32.87	0.00	103	73	PEAK	<p>Site : 03CH11-HY Condition: PEAK(UNII) 3m 91200_01620_230817 HORIZONTAL : RBW:1000.000kHz VBW:3000.000kHz SWT:Auto</p> <table border="1"> <thead> <tr> <th>Limit</th> <th>Read</th> <th>Ant</th> <th>Cable</th> <th>Preamp</th> <th>Aux</th> <th>APos</th> <th>TPos</th> <th>Remark</th> </tr> <tr> <th>Freq</th> <th>Level</th> <th>Line</th> <th>Margin</th> <th>Level</th> <th>Factor</th> <th>Loss</th> <th>Factor</th> <th>Factor</th> </tr> <tr> <th>MHz</th> <th>dBuV/m</th> <th>dBuV/m</th> <th>dB</th> <th>dBuV</th> <th>dB/m</th> <th>dB</th> <th>dB</th> <th>cm</th> <th>deg</th> </tr> </thead> <tbody> <tr> <td>1</td> <td>5290.00</td> <td>100.02</td> <td>-----</td> <td>-----</td> <td>89.49</td> <td>32.92</td> <td>10.47</td> <td>32.86</td> <td>0.00</td> <td>103</td> <td>73</td> <td>PEAK</td> </tr> </tbody> </table>	Limit	Read	Ant	Cable	Preamp	Aux	APos	TPos	Remark	Freq	Level	Line	Margin	Level	Factor	Loss	Factor	Factor	MHz	dBuV/m	dBuV/m	dB	dBuV	dB/m	dB	dB	cm	deg	1	5290.00	100.02	-----	-----	89.49	32.92	10.47	32.86	0.00	103	73	PEAK
Limit	Read	Ant	Cable	Preamp	Aux	APos	TPos	Remark																																																																												
Freq	Level	Line	Margin	Level	Factor	Loss	Factor	Factor																																																																												
MHz	dBuV/m	dBuV/m	dB	dBuV	dB/m	dB	dB	cm	deg																																																																											
1	5126.15	53.27	74.00	-20.73	42.59	33.20	10.35	32.87	0.00	103	73	PEAK																																																																								
Limit	Read	Ant	Cable	Preamp	Aux	APos	TPos	Remark																																																																												
Freq	Level	Line	Margin	Level	Factor	Loss	Factor	Factor																																																																												
MHz	dBuV/m	dBuV/m	dB	dBuV	dB/m	dB	dB	cm	deg																																																																											
1	5290.00	100.02	-----	-----	89.49	32.92	10.47	32.86	0.00	103	73	PEAK																																																																								
Avg	<p>Site : 03CH11-HY Condition: AVG_BE_54 3m 91200_01620_230817 HORIZONTAL : RBW:1000.000kHz VBW:3.300kHz SWT:Auto</p> <table border="1"> <thead> <tr> <th>Limit</th> <th>Read</th> <th>Ant</th> <th>Cable</th> <th>Preamp</th> <th>Aux</th> <th>APos</th> <th>TPos</th> <th>Remark</th> </tr> <tr> <th>Freq</th> <th>Level</th> <th>Line</th> <th>Margin</th> <th>Level</th> <th>Factor</th> <th>Loss</th> <th>Factor</th> <th>Factor</th> </tr> <tr> <th>MHz</th> <th>dBuV/m</th> <th>dBuV/m</th> <th>dB</th> <th>dBuV</th> <th>dB/m</th> <th>dB</th> <th>dB</th> <th>cm</th> <th>deg</th> </tr> </thead> <tbody> <tr> <td>1</td> <td>5112.23</td> <td>44.27</td> <td>54.00</td> <td>-9.73</td> <td>33.60</td> <td>33.20</td> <td>10.34</td> <td>32.87</td> <td>0.00</td> <td>103</td> <td>73</td> <td>AVERAGE</td> </tr> </tbody> </table>	Limit	Read	Ant	Cable	Preamp	Aux	APos	TPos	Remark	Freq	Level	Line	Margin	Level	Factor	Loss	Factor	Factor	MHz	dBuV/m	dBuV/m	dB	dBuV	dB/m	dB	dB	cm	deg	1	5112.23	44.27	54.00	-9.73	33.60	33.20	10.34	32.87	0.00	103	73	AVERAGE	<p>Site : 03CH11-HY Condition: AVG_54 3m 91200_01620_230817 HORIZONTAL : RBW:1000.000kHz VBW:3.300kHz SWT:Auto</p> <table border="1"> <thead> <tr> <th>Limit</th> <th>Read</th> <th>Ant</th> <th>Cable</th> <th>Preamp</th> <th>Aux</th> <th>APos</th> <th>TPos</th> <th>Remark</th> </tr> <tr> <th>Freq</th> <th>Level</th> <th>Line</th> <th>Margin</th> <th>Level</th> <th>Factor</th> <th>Loss</th> <th>Factor</th> <th>Factor</th> </tr> <tr> <th>MHz</th> <th>dBuV/m</th> <th>dBuV/m</th> <th>dB</th> <th>dBuV</th> <th>dB/m</th> <th>dB</th> <th>dB</th> <th>cm</th> <th>deg</th> </tr> </thead> <tbody> <tr> <td>1</td> <td>5290.00</td> <td>91.54</td> <td>-----</td> <td>-----</td> <td>81.01</td> <td>32.92</td> <td>10.47</td> <td>32.86</td> <td>0.00</td> <td>103</td> <td>73</td> <td>AVERAGE</td> </tr> </tbody> </table>	Limit	Read	Ant	Cable	Preamp	Aux	APos	TPos	Remark	Freq	Level	Line	Margin	Level	Factor	Loss	Factor	Factor	MHz	dBuV/m	dBuV/m	dB	dBuV	dB/m	dB	dB	cm	deg	1	5290.00	91.54	-----	-----	81.01	32.92	10.47	32.86	0.00	103	73	AVERAGE
Limit	Read	Ant	Cable	Preamp	Aux	APos	TPos	Remark																																																																												
Freq	Level	Line	Margin	Level	Factor	Loss	Factor	Factor																																																																												
MHz	dBuV/m	dBuV/m	dB	dBuV	dB/m	dB	dB	cm	deg																																																																											
1	5112.23	44.27	54.00	-9.73	33.60	33.20	10.34	32.87	0.00	103	73	AVERAGE																																																																								
Limit	Read	Ant	Cable	Preamp	Aux	APos	TPos	Remark																																																																												
Freq	Level	Line	Margin	Level	Factor	Loss	Factor	Factor																																																																												
MHz	dBuV/m	dBuV/m	dB	dBuV	dB/m	dB	dB	cm	deg																																																																											
1	5290.00	91.54	-----	-----	81.01	32.92	10.47	32.86	0.00	103	73	AVERAGE																																																																								

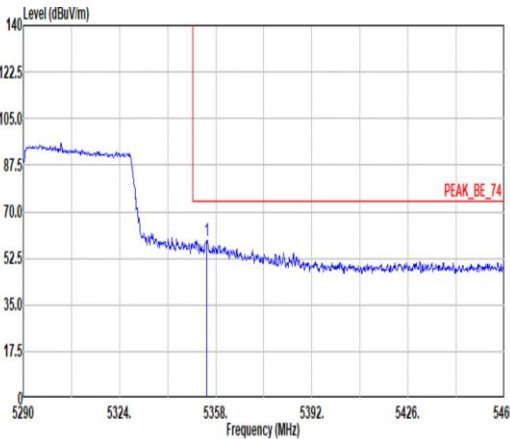
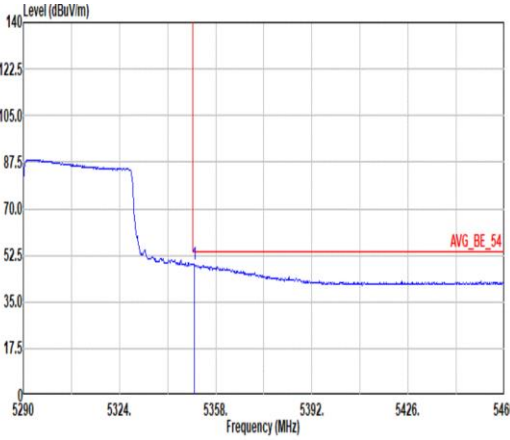


	18																																										
Mode	Band Edge - R																																										
	U-NII-2A_5.25-5.35_802.11ac_VHT80_CH58_5290MHz																																										
ANT	1																																										
Pol.	Horizontal	Fundamental																																									
Peak	<p>Site : 03CH11-HY Condition: PEAK_BE_74 3m 91200 01620 230817 HORIZONTAL : RBW:1000.000kHz VBW:3000.000kHz SWT:Auto</p> <table border="1"> <thead> <tr> <th>Limit</th> <th>Read</th> <th>Ant</th> <th>Cable</th> <th>Preamp</th> <th>Aux</th> <th>APos</th> <th>TPos</th> <th>Remark</th> </tr> <tr> <th>Freq</th> <th>Level</th> <th>Line</th> <th>Margin</th> <th>Level</th> <th>Factor</th> <th>Loss</th> <th>Factor</th> <th>Factor</th> </tr> <tr> <th>MHz</th> <th>dBuV/m</th> <th>dBuV/m</th> <th>dB</th> <th>dBuV</th> <th>dB/m</th> <th>dB</th> <th>dB</th> <th>cm</th> <th>deg</th> </tr> </thead> <tbody> <tr> <td>1</td> <td>5352.56</td> <td>62.01</td> <td>74.00</td> <td>-11.99</td> <td>51.36</td> <td>32.99</td> <td>10.51</td> <td>32.85</td> <td>0.00</td> <td>103</td> <td>73</td> <td>PEAK</td> </tr> </tbody> </table>	Limit	Read	Ant	Cable	Preamp	Aux	APos	TPos	Remark	Freq	Level	Line	Margin	Level	Factor	Loss	Factor	Factor	MHz	dBuV/m	dBuV/m	dB	dBuV	dB/m	dB	dB	cm	deg	1	5352.56	62.01	74.00	-11.99	51.36	32.99	10.51	32.85	0.00	103	73	PEAK	Blank
	Limit	Read	Ant	Cable	Preamp	Aux	APos	TPos	Remark																																		
Freq	Level	Line	Margin	Level	Factor	Loss	Factor	Factor																																			
MHz	dBuV/m	dBuV/m	dB	dBuV	dB/m	dB	dB	cm	deg																																		
1	5352.56	62.01	74.00	-11.99	51.36	32.99	10.51	32.85	0.00	103	73	PEAK																															
Avg	<p>Site : 03CH11-HY Condition: AVG_BE_54 3m 91200 01620 230817 HORIZONTAL : RBW:1000.000kHz VBW:3.300kHz SWT:Auto</p> <table border="1"> <thead> <tr> <th>Limit</th> <th>Read</th> <th>Ant</th> <th>Cable</th> <th>Preamp</th> <th>Aux</th> <th>APos</th> <th>TPos</th> <th>Remark</th> </tr> <tr> <th>Freq</th> <th>Level</th> <th>Line</th> <th>Margin</th> <th>Level</th> <th>Factor</th> <th>Loss</th> <th>Factor</th> <th>Factor</th> </tr> <tr> <th>MHz</th> <th>dBuV/m</th> <th>dBuV/m</th> <th>dB</th> <th>dBuV</th> <th>dB/m</th> <th>dB</th> <th>dB</th> <th>cm</th> <th>deg</th> </tr> </thead> <tbody> <tr> <td>1</td> <td>5350.01</td> <td>51.68</td> <td>54.00</td> <td>-2.32</td> <td>41.02</td> <td>33.00</td> <td>10.51</td> <td>32.85</td> <td>0.00</td> <td>103</td> <td>73</td> <td>AVERAGE</td> </tr> </tbody> </table>	Limit	Read	Ant	Cable	Preamp	Aux	APos	TPos	Remark	Freq	Level	Line	Margin	Level	Factor	Loss	Factor	Factor	MHz	dBuV/m	dBuV/m	dB	dBuV	dB/m	dB	dB	cm	deg	1	5350.01	51.68	54.00	-2.32	41.02	33.00	10.51	32.85	0.00	103	73	AVERAGE	Blank
Limit	Read	Ant	Cable	Preamp	Aux	APos	TPos	Remark																																			
Freq	Level	Line	Margin	Level	Factor	Loss	Factor	Factor																																			
MHz	dBuV/m	dBuV/m	dB	dBuV	dB/m	dB	dB	cm	deg																																		
1	5350.01	51.68	54.00	-2.32	41.02	33.00	10.51	32.85	0.00	103	73	AVERAGE																															



	18																																																																																	
Mode	Band Edge - L																																																																																	
	U-NII-2A_5.25-5.35_802.11ac_VHT80_CH58_5290MHz																																																																																	
ANT	1																																																																																	
Pol.	Vertical	Fundamental																																																																																
Peak	 <p>Site : 03CH11-HY Condition: PEAK_BE_74 3m 91200_01620_230817 VERTICAL : RBW:1000.000kHz VBW:3000.000kHz SWT:Auto</p> <table border="1"> <thead> <tr> <th>Limit</th> <th>Read</th> <th>Ant</th> <th>Cable</th> <th>Preamp</th> <th>Aux</th> <th>APos</th> <th>TPos</th> <th>Remark</th> </tr> <tr> <th>Freq</th> <th>Level</th> <th>Line</th> <th>Margin</th> <th>Level</th> <th>Factor</th> <th>Loss</th> <th>Factor</th> <th>Factor</th> </tr> <tr> <th>MHz</th> <th>dBuV/m</th> <th>dBuV/m</th> <th>dB</th> <th>dBuV</th> <th>dB/m</th> <th>dB</th> <th>dB</th> <th>dB</th> </tr> </thead> <tbody> <tr> <td>1</td> <td>5059.45</td> <td>52.14</td> <td>74.00</td> <td>-21.86</td> <td>41.53</td> <td>33.20</td> <td>10.29</td> <td>32.88</td> <td>0.00</td> <td>336</td> <td>108</td> <td>PEAK</td> </tr> </tbody> </table>	Limit	Read	Ant	Cable	Preamp	Aux	APos	TPos	Remark	Freq	Level	Line	Margin	Level	Factor	Loss	Factor	Factor	MHz	dBuV/m	dBuV/m	dB	dBuV	dB/m	dB	dB	dB	1	5059.45	52.14	74.00	-21.86	41.53	33.20	10.29	32.88	0.00	336	108	PEAK	 <p>Site : 03CH11-HY Condition: PEAK(UNII) 3m 91200_01620_230817 VERTICAL : RBW:1000.000kHz VBW:3000.000kHz SWT:Auto</p> <table border="1"> <thead> <tr> <th>Limit</th> <th>Read</th> <th>Ant</th> <th>Cable</th> <th>Preamp</th> <th>Aux</th> <th>APos</th> <th>TPos</th> <th>Remark</th> </tr> <tr> <th>Freq</th> <th>Level</th> <th>Line</th> <th>Margin</th> <th>Level</th> <th>Factor</th> <th>Loss</th> <th>Factor</th> <th>Factor</th> </tr> <tr> <th>MHz</th> <th>dBuV/m</th> <th>dBuV/m</th> <th>dB</th> <th>dBuV</th> <th>dB/m</th> <th>dB</th> <th>dB</th> <th>dB</th> </tr> </thead> <tbody> <tr> <td>1</td> <td>5290.00</td> <td>97.64</td> <td>-----</td> <td>-----</td> <td>87.11</td> <td>32.93</td> <td>10.46</td> <td>32.86</td> <td>0.00</td> <td>336</td> <td>108</td> <td>PEAK</td> </tr> </tbody> </table>	Limit	Read	Ant	Cable	Preamp	Aux	APos	TPos	Remark	Freq	Level	Line	Margin	Level	Factor	Loss	Factor	Factor	MHz	dBuV/m	dBuV/m	dB	dBuV	dB/m	dB	dB	dB	1	5290.00	97.64	-----	-----	87.11	32.93	10.46	32.86	0.00	336	108	PEAK
Limit	Read	Ant	Cable	Preamp	Aux	APos	TPos	Remark																																																																										
Freq	Level	Line	Margin	Level	Factor	Loss	Factor	Factor																																																																										
MHz	dBuV/m	dBuV/m	dB	dBuV	dB/m	dB	dB	dB																																																																										
1	5059.45	52.14	74.00	-21.86	41.53	33.20	10.29	32.88	0.00	336	108	PEAK																																																																						
Limit	Read	Ant	Cable	Preamp	Aux	APos	TPos	Remark																																																																										
Freq	Level	Line	Margin	Level	Factor	Loss	Factor	Factor																																																																										
MHz	dBuV/m	dBuV/m	dB	dBuV	dB/m	dB	dB	dB																																																																										
1	5290.00	97.64	-----	-----	87.11	32.93	10.46	32.86	0.00	336	108	PEAK																																																																						
Avg	 <p>Site : 03CH11-HY Condition: AVG_BE_54 3m 91200_01620_230817 VERTICAL : RBW:1000.000kHz VBW:3.300kHz SWT:Auto</p> <table border="1"> <thead> <tr> <th>Limit</th> <th>Read</th> <th>Ant</th> <th>Cable</th> <th>Preamp</th> <th>Aux</th> <th>APos</th> <th>TPos</th> <th>Remark</th> </tr> <tr> <th>Freq</th> <th>Level</th> <th>Line</th> <th>Margin</th> <th>Level</th> <th>Factor</th> <th>Loss</th> <th>Factor</th> <th>Factor</th> </tr> <tr> <th>MHz</th> <th>dBuV/m</th> <th>dBuV/m</th> <th>dB</th> <th>dBuV</th> <th>dB/m</th> <th>dB</th> <th>dB</th> <th>dB</th> </tr> </thead> <tbody> <tr> <td>1</td> <td>5102.37</td> <td>44.08</td> <td>54.00</td> <td>-9.92</td> <td>33.42</td> <td>33.20</td> <td>10.33</td> <td>32.87</td> <td>0.00</td> <td>336</td> <td>108</td> <td>AVERAGE</td> </tr> </tbody> </table>	Limit	Read	Ant	Cable	Preamp	Aux	APos	TPos	Remark	Freq	Level	Line	Margin	Level	Factor	Loss	Factor	Factor	MHz	dBuV/m	dBuV/m	dB	dBuV	dB/m	dB	dB	dB	1	5102.37	44.08	54.00	-9.92	33.42	33.20	10.33	32.87	0.00	336	108	AVERAGE	 <p>Site : 03CH11-HY Condition: AVG_54 3m 91200_01620_230817 VERTICAL : RBW:1000.000kHz VBW:3.300kHz SWT:Auto</p> <table border="1"> <thead> <tr> <th>Limit</th> <th>Read</th> <th>Ant</th> <th>Cable</th> <th>Preamp</th> <th>Aux</th> <th>APos</th> <th>TPos</th> <th>Remark</th> </tr> <tr> <th>Freq</th> <th>Level</th> <th>Line</th> <th>Margin</th> <th>Level</th> <th>Factor</th> <th>Loss</th> <th>Factor</th> <th>Factor</th> </tr> <tr> <th>MHz</th> <th>dBuV/m</th> <th>dBuV/m</th> <th>dB</th> <th>dBuV</th> <th>dB/m</th> <th>dB</th> <th>dB</th> <th>dB</th> </tr> </thead> <tbody> <tr> <td>1</td> <td>5290.00</td> <td>88.59</td> <td>-----</td> <td>-----</td> <td>78.06</td> <td>32.92</td> <td>10.47</td> <td>32.86</td> <td>0.00</td> <td>336</td> <td>108</td> <td>AVERAGE</td> </tr> </tbody> </table>	Limit	Read	Ant	Cable	Preamp	Aux	APos	TPos	Remark	Freq	Level	Line	Margin	Level	Factor	Loss	Factor	Factor	MHz	dBuV/m	dBuV/m	dB	dBuV	dB/m	dB	dB	dB	1	5290.00	88.59	-----	-----	78.06	32.92	10.47	32.86	0.00	336	108	AVERAGE
Limit	Read	Ant	Cable	Preamp	Aux	APos	TPos	Remark																																																																										
Freq	Level	Line	Margin	Level	Factor	Loss	Factor	Factor																																																																										
MHz	dBuV/m	dBuV/m	dB	dBuV	dB/m	dB	dB	dB																																																																										
1	5102.37	44.08	54.00	-9.92	33.42	33.20	10.33	32.87	0.00	336	108	AVERAGE																																																																						
Limit	Read	Ant	Cable	Preamp	Aux	APos	TPos	Remark																																																																										
Freq	Level	Line	Margin	Level	Factor	Loss	Factor	Factor																																																																										
MHz	dBuV/m	dBuV/m	dB	dBuV	dB/m	dB	dB	dB																																																																										
1	5290.00	88.59	-----	-----	78.06	32.92	10.47	32.86	0.00	336	108	AVERAGE																																																																						



	18																																							
Mode	Band Edge - R																																							
	U-NII-2A_5.25-5.35_802.11ac_VHT80_CH58_5290MHz																																							
ANT	1																																							
Pol.	Vertical	Fundamental																																						
Peak	 <p>Site : 03CH11-HY Condition: PEAK_BE_74 3m 91200 01620 230817 VERTICAL : RBW:1000.000kHz VBW:3000.000kHz SWT:Auto</p> <table border="1" data-bbox="279 1120 790 1232"> <thead> <tr> <th>Limit</th> <th>Read</th> <th>Ant</th> <th>Cable</th> <th>Preamp</th> <th>Aux</th> <th>APos</th> <th>TPos</th> <th>Remark</th> </tr> <tr> <th>Freq</th> <th>Level</th> <th>Line</th> <th>Margin</th> <th>Level</th> <th>Factor</th> <th>Loss</th> <th>Factor</th> <th>Factor</th> </tr> <tr> <th>MHz</th> <th>dBuV/m</th> <th>dBuV/m</th> <th>dB</th> <th>dBuV</th> <th>dB/m</th> <th>dB</th> <th>dB</th> <th>cm</th> <th>deg</th> </tr> </thead> <tbody> <tr> <td>1 5354.77</td> <td>59.33</td> <td>74.00</td> <td>-14.67</td> <td>48.68</td> <td>32.99</td> <td>10.51</td> <td>32.85</td> <td>0.00</td> <td>336 108 PEAK</td> </tr> </tbody> </table>	Limit	Read	Ant	Cable	Preamp	Aux	APos	TPos	Remark	Freq	Level	Line	Margin	Level	Factor	Loss	Factor	Factor	MHz	dBuV/m	dBuV/m	dB	dBuV	dB/m	dB	dB	cm	deg	1 5354.77	59.33	74.00	-14.67	48.68	32.99	10.51	32.85	0.00	336 108 PEAK	Blank
Limit	Read	Ant	Cable	Preamp	Aux	APos	TPos	Remark																																
Freq	Level	Line	Margin	Level	Factor	Loss	Factor	Factor																																
MHz	dBuV/m	dBuV/m	dB	dBuV	dB/m	dB	dB	cm	deg																															
1 5354.77	59.33	74.00	-14.67	48.68	32.99	10.51	32.85	0.00	336 108 PEAK																															
Avg	 <p>Site : 03CH11-HY Condition: AVG_BE_54 3m 91200 01620 230817 VERTICAL : RBW:1000.000kHz VBW:3.300kHz SWT:Auto</p> <table border="1" data-bbox="279 1803 790 1915"> <thead> <tr> <th>Limit</th> <th>Read</th> <th>Ant</th> <th>Cable</th> <th>Preamp</th> <th>Aux</th> <th>APos</th> <th>TPos</th> <th>Remark</th> </tr> <tr> <th>Freq</th> <th>Level</th> <th>Line</th> <th>Margin</th> <th>Level</th> <th>Factor</th> <th>Loss</th> <th>Factor</th> <th>Factor</th> </tr> <tr> <th>MHz</th> <th>dBuV/m</th> <th>dBuV/m</th> <th>dB</th> <th>dBuV</th> <th>dB/m</th> <th>dB</th> <th>dB</th> <th>cm</th> <th>deg</th> </tr> </thead> <tbody> <tr> <td>1 5350.35</td> <td>49.25</td> <td>54.00</td> <td>-4.75</td> <td>38.59</td> <td>33.00</td> <td>10.51</td> <td>32.85</td> <td>0.00</td> <td>336 108 AVERAGE</td> </tr> </tbody> </table>	Limit	Read	Ant	Cable	Preamp	Aux	APos	TPos	Remark	Freq	Level	Line	Margin	Level	Factor	Loss	Factor	Factor	MHz	dBuV/m	dBuV/m	dB	dBuV	dB/m	dB	dB	cm	deg	1 5350.35	49.25	54.00	-4.75	38.59	33.00	10.51	32.85	0.00	336 108 AVERAGE	Blank
Limit	Read	Ant	Cable	Preamp	Aux	APos	TPos	Remark																																
Freq	Level	Line	Margin	Level	Factor	Loss	Factor	Factor																																
MHz	dBuV/m	dBuV/m	dB	dBuV	dB/m	dB	dB	cm	deg																															
1 5350.35	49.25	54.00	-4.75	38.59	33.00	10.51	32.85	0.00	336 108 AVERAGE																															



Mode	18																																																																																																											
	Harmonic																																																																																																											
	U-NII-2A_5.25-5.35_802.11ac_VHT80_CH58_5290MHz																																																																																																											
ANT	1																																																																																																											
Pol.	Horizontal	Vertical																																																																																																										
Peak Avg	<p>Site : 03CH11-HY Condition: PEAK(UNII) 3m 91200_01620_230817 HORIZONTAL</p> <table border="1"> <thead> <tr> <th>Limit</th> <th>Read</th> <th>Ant</th> <th>Cable</th> <th>Preamp</th> <th>Aux</th> <th>APos</th> <th>TPos</th> <th>Remark</th> </tr> <tr> <th>Freq</th> <th>Level</th> <th>Line</th> <th>Margin</th> <th>Level</th> <th>Factor</th> <th>Loss</th> <th>Factor</th> <th>Factor</th> </tr> <tr> <th>MHz</th> <th>dBuV/m</th> <th>dBuV/m</th> <th>dB</th> <th>dBuV</th> <th>dB/m</th> <th>dB</th> <th>dB</th> <th>dB</th> </tr> </thead> <tbody> <tr> <td>1</td> <td>10580.00</td> <td>45.48</td> <td>68.20</td> <td>-22.72</td> <td>49.51</td> <td>38.98</td> <td>17.60</td> <td>60.89</td> <td>0.28</td> <td>--</td> <td>--</td> <td>PEAK</td> </tr> <tr> <td>2</td> <td>15870.00</td> <td>46.34</td> <td>74.00</td> <td>-27.66</td> <td>48.27</td> <td>37.58</td> <td>21.74</td> <td>61.51</td> <td>0.26</td> <td>--</td> <td>--</td> <td>PEAK</td> </tr> </tbody> </table>	Limit	Read	Ant	Cable	Preamp	Aux	APos	TPos	Remark	Freq	Level	Line	Margin	Level	Factor	Loss	Factor	Factor	MHz	dBuV/m	dBuV/m	dB	dBuV	dB/m	dB	dB	dB	1	10580.00	45.48	68.20	-22.72	49.51	38.98	17.60	60.89	0.28	--	--	PEAK	2	15870.00	46.34	74.00	-27.66	48.27	37.58	21.74	61.51	0.26	--	--	PEAK	<p>Site : 03CH11-HY Condition: PEAK(UNII) 3m 91200_01620_230817 VERTICAL</p> <table border="1"> <thead> <tr> <th>Limit</th> <th>Read</th> <th>Ant</th> <th>Cable</th> <th>Preamp</th> <th>Aux</th> <th>APos</th> <th>TPos</th> <th>Remark</th> </tr> <tr> <th>Freq</th> <th>Level</th> <th>Line</th> <th>Margin</th> <th>Level</th> <th>Factor</th> <th>Loss</th> <th>Factor</th> <th>Factor</th> </tr> <tr> <th>MHz</th> <th>dBuV/m</th> <th>dBuV/m</th> <th>dB</th> <th>dBuV</th> <th>dB/m</th> <th>dB</th> <th>dB</th> <th>dB</th> </tr> </thead> <tbody> <tr> <td>1</td> <td>10580.00</td> <td>44.99</td> <td>68.20</td> <td>-23.21</td> <td>49.02</td> <td>38.98</td> <td>17.60</td> <td>60.89</td> <td>0.28</td> <td>--</td> <td>--</td> <td>PEAK</td> </tr> <tr> <td>2</td> <td>15870.00</td> <td>45.90</td> <td>74.00</td> <td>-28.10</td> <td>47.83</td> <td>37.58</td> <td>21.74</td> <td>61.51</td> <td>0.26</td> <td>--</td> <td>--</td> <td>PEAK</td> </tr> </tbody> </table>	Limit	Read	Ant	Cable	Preamp	Aux	APos	TPos	Remark	Freq	Level	Line	Margin	Level	Factor	Loss	Factor	Factor	MHz	dBuV/m	dBuV/m	dB	dBuV	dB/m	dB	dB	dB	1	10580.00	44.99	68.20	-23.21	49.02	38.98	17.60	60.89	0.28	--	--	PEAK	2	15870.00	45.90	74.00	-28.10	47.83	37.58	21.74	61.51	0.26	--	--	PEAK
	Limit	Read	Ant	Cable	Preamp	Aux	APos	TPos	Remark																																																																																																			
Freq	Level	Line	Margin	Level	Factor	Loss	Factor	Factor																																																																																																				
MHz	dBuV/m	dBuV/m	dB	dBuV	dB/m	dB	dB	dB																																																																																																				
1	10580.00	45.48	68.20	-22.72	49.51	38.98	17.60	60.89	0.28	--	--	PEAK																																																																																																
2	15870.00	46.34	74.00	-27.66	48.27	37.58	21.74	61.51	0.26	--	--	PEAK																																																																																																
Limit	Read	Ant	Cable	Preamp	Aux	APos	TPos	Remark																																																																																																				
Freq	Level	Line	Margin	Level	Factor	Loss	Factor	Factor																																																																																																				
MHz	dBuV/m	dBuV/m	dB	dBuV	dB/m	dB	dB	dB																																																																																																				
1	10580.00	44.99	68.20	-23.21	49.02	38.98	17.60	60.89	0.28	--	--	PEAK																																																																																																
2	15870.00	45.90	74.00	-28.10	47.83	37.58	21.74	61.51	0.26	--	--	PEAK																																																																																																