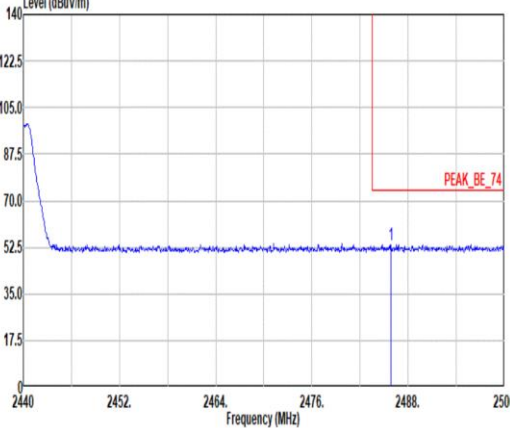
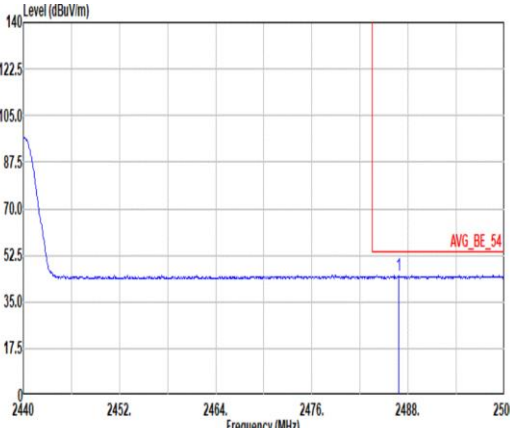




	<b>9</b>																																																																																	
<b>Mode</b>	<b>Band Edge - L</b>																																																																																	
	<b>2400-2483.5_Bluetooth-LE_GSKF_CH19_2440MHz</b>																																																																																	
<b>ANT</b>	<b>1</b>																																																																																	
<b>Pol.</b>	<b>Vertical</b>	<b>Fundamental</b>																																																																																
<b>Peak</b>	<p>Site : 03CH11-HY Condition: PEAK_BE_74 3m 91200_01620_230817 VERTICAL : RBW:1000.000kHz VBW:3000.000kHz SWT:Auto</p> <table border="1"> <thead> <tr> <th>Limit</th> <th>Read</th> <th>Ant</th> <th>Cable</th> <th>Preamp</th> <th>Aux</th> <th>APos</th> <th>TPos</th> <th>Remark</th> </tr> <tr> <th>Freq</th> <th>Level</th> <th>Line</th> <th>Margin</th> <th>Level</th> <th>Factor</th> <th>Loss</th> <th>Factor</th> <th>Factor</th> </tr> <tr> <th>MHz</th> <th>dBuV/m</th> <th>dBuV/m</th> <th>dB</th> <th>dBuV</th> <th>dB/m</th> <th>dB</th> <th>dB</th> <th>cm</th> <th>deg</th> </tr> </thead> <tbody> <tr> <td>1 2342.50</td> <td>53.36</td> <td>74.00</td> <td>-20.64</td> <td>42.69</td> <td>27.30</td> <td>6.75</td> <td>33.37</td> <td>9.99</td> <td>338</td> <td>260</td> <td>PEAK</td> </tr> </tbody> </table>	Limit	Read	Ant	Cable	Preamp	Aux	APos	TPos	Remark	Freq	Level	Line	Margin	Level	Factor	Loss	Factor	Factor	MHz	dBuV/m	dBuV/m	dB	dBuV	dB/m	dB	dB	cm	deg	1 2342.50	53.36	74.00	-20.64	42.69	27.30	6.75	33.37	9.99	338	260	PEAK	<p>Site : 03CH11-HY Condition: PEAK_74 3m 91200_01620_230817 VERTICAL : RBW:1000.000kHz VBW:3000.000kHz SWT:Auto</p> <table border="1"> <thead> <tr> <th>Limit</th> <th>Read</th> <th>Ant</th> <th>Cable</th> <th>Preamp</th> <th>Aux</th> <th>APos</th> <th>TPos</th> <th>Remark</th> </tr> <tr> <th>Freq</th> <th>Level</th> <th>Line</th> <th>Margin</th> <th>Level</th> <th>Factor</th> <th>Loss</th> <th>Factor</th> <th>Factor</th> </tr> <tr> <th>MHz</th> <th>dBuV/m</th> <th>dBuV/m</th> <th>dB</th> <th>dBuV</th> <th>dB/m</th> <th>dB</th> <th>dB</th> <th>cm</th> <th>deg</th> </tr> </thead> <tbody> <tr> <td>1 2440.00</td> <td>98.96</td> <td>-----</td> <td>-----</td> <td>87.82</td> <td>27.60</td> <td>6.85</td> <td>33.31</td> <td>10.00</td> <td>338</td> <td>260</td> <td>PEAK</td> </tr> </tbody> </table>	Limit	Read	Ant	Cable	Preamp	Aux	APos	TPos	Remark	Freq	Level	Line	Margin	Level	Factor	Loss	Factor	Factor	MHz	dBuV/m	dBuV/m	dB	dBuV	dB/m	dB	dB	cm	deg	1 2440.00	98.96	-----	-----	87.82	27.60	6.85	33.31	10.00	338	260	PEAK
Limit	Read	Ant	Cable	Preamp	Aux	APos	TPos	Remark																																																																										
Freq	Level	Line	Margin	Level	Factor	Loss	Factor	Factor																																																																										
MHz	dBuV/m	dBuV/m	dB	dBuV	dB/m	dB	dB	cm	deg																																																																									
1 2342.50	53.36	74.00	-20.64	42.69	27.30	6.75	33.37	9.99	338	260	PEAK																																																																							
Limit	Read	Ant	Cable	Preamp	Aux	APos	TPos	Remark																																																																										
Freq	Level	Line	Margin	Level	Factor	Loss	Factor	Factor																																																																										
MHz	dBuV/m	dBuV/m	dB	dBuV	dB/m	dB	dB	cm	deg																																																																									
1 2440.00	98.96	-----	-----	87.82	27.60	6.85	33.31	10.00	338	260	PEAK																																																																							
<b>Avg</b>	<p>Site : 03CH11-HY Condition: AVG_BE_54 3m 91200_01620_230817 VERTICAL : RBW:1000.000kHz VBW:5.600kHz SWT:Auto</p> <table border="1"> <thead> <tr> <th>Limit</th> <th>Read</th> <th>Ant</th> <th>Cable</th> <th>Preamp</th> <th>Aux</th> <th>APos</th> <th>TPos</th> <th>Remark</th> </tr> <tr> <th>Freq</th> <th>Level</th> <th>Line</th> <th>Margin</th> <th>Level</th> <th>Factor</th> <th>Loss</th> <th>Factor</th> <th>Factor</th> </tr> <tr> <th>MHz</th> <th>dBuV/m</th> <th>dBuV/m</th> <th>dB</th> <th>dBuV</th> <th>dB/m</th> <th>dB</th> <th>dB</th> <th>cm</th> <th>deg</th> </tr> </thead> <tbody> <tr> <td>1 2383.50</td> <td>44.47</td> <td>54.00</td> <td>-9.53</td> <td>33.59</td> <td>27.44</td> <td>6.78</td> <td>33.34</td> <td>10.00</td> <td>338</td> <td>260</td> <td>AVERAGE</td> </tr> </tbody> </table>	Limit	Read	Ant	Cable	Preamp	Aux	APos	TPos	Remark	Freq	Level	Line	Margin	Level	Factor	Loss	Factor	Factor	MHz	dBuV/m	dBuV/m	dB	dBuV	dB/m	dB	dB	cm	deg	1 2383.50	44.47	54.00	-9.53	33.59	27.44	6.78	33.34	10.00	338	260	AVERAGE	<p>Site : 03CH11-HY Condition: AVG_54 3m 91200_01620_230817 VERTICAL : RBW:1000.000kHz VBW:5.600kHz SWT:Auto</p> <table border="1"> <thead> <tr> <th>Limit</th> <th>Read</th> <th>Ant</th> <th>Cable</th> <th>Preamp</th> <th>Aux</th> <th>APos</th> <th>TPos</th> <th>Remark</th> </tr> <tr> <th>Freq</th> <th>Level</th> <th>Line</th> <th>Margin</th> <th>Level</th> <th>Factor</th> <th>Loss</th> <th>Factor</th> <th>Factor</th> </tr> <tr> <th>MHz</th> <th>dBuV/m</th> <th>dBuV/m</th> <th>dB</th> <th>dBuV</th> <th>dB/m</th> <th>dB</th> <th>dB</th> <th>cm</th> <th>deg</th> </tr> </thead> <tbody> <tr> <td>1 2440.00</td> <td>97.70</td> <td>-----</td> <td>-----</td> <td>86.56</td> <td>27.60</td> <td>6.85</td> <td>33.31</td> <td>10.00</td> <td>338</td> <td>260</td> <td>AVERAGE</td> </tr> </tbody> </table>	Limit	Read	Ant	Cable	Preamp	Aux	APos	TPos	Remark	Freq	Level	Line	Margin	Level	Factor	Loss	Factor	Factor	MHz	dBuV/m	dBuV/m	dB	dBuV	dB/m	dB	dB	cm	deg	1 2440.00	97.70	-----	-----	86.56	27.60	6.85	33.31	10.00	338	260	AVERAGE
Limit	Read	Ant	Cable	Preamp	Aux	APos	TPos	Remark																																																																										
Freq	Level	Line	Margin	Level	Factor	Loss	Factor	Factor																																																																										
MHz	dBuV/m	dBuV/m	dB	dBuV	dB/m	dB	dB	cm	deg																																																																									
1 2383.50	44.47	54.00	-9.53	33.59	27.44	6.78	33.34	10.00	338	260	AVERAGE																																																																							
Limit	Read	Ant	Cable	Preamp	Aux	APos	TPos	Remark																																																																										
Freq	Level	Line	Margin	Level	Factor	Loss	Factor	Factor																																																																										
MHz	dBuV/m	dBuV/m	dB	dBuV	dB/m	dB	dB	cm	deg																																																																									
1 2440.00	97.70	-----	-----	86.56	27.60	6.85	33.31	10.00	338	260	AVERAGE																																																																							



	<b>9</b>																																														
<b>Mode</b>	<b>Band Edge - R</b>																																														
	<b>2400-2483.5_Bluetooth-LE_GSKF_CH19_2440MHz</b>																																														
<b>ANT</b>	<b>1</b>																																														
<b>Pol.</b>	<b>Vertical</b>	<b>Fundamental</b>																																													
<b>Peak</b>	 <p>Site : 03CH11-HY Condition: PEAK_BE_74 3m 91200 01620 230817 VERTICAL : RBW:1000.000kHz VBW:3000.000kHz SWT:Auto</p> <table border="1"> <thead> <tr> <th>Limit</th> <th>Read</th> <th>Ant</th> <th>Cable</th> <th>Preamp</th> <th>Aux</th> <th>APos</th> <th>TPos</th> <th>Remark</th> </tr> <tr> <th>Freq</th> <th>Level</th> <th>Line</th> <th>Margin</th> <th>Level</th> <th>Factor</th> <th>Loss</th> <th>Factor</th> <th>Factor</th> </tr> <tr> <th>MHz</th> <th>dBuV/m</th> <th>dBuV/m</th> <th>dB</th> <th>dBuV</th> <th>dB/m</th> <th>dB</th> <th>dB</th> <th>dB</th> </tr> </thead> <tbody> <tr> <td>1 2485.84</td> <td>53.32</td> <td>74.00</td> <td>-20.68</td> <td>41.99</td> <td>27.70</td> <td>6.91</td> <td>33.28</td> <td>10.00</td> </tr> <tr> <td></td> <td></td> <td></td> <td></td> <td></td> <td></td> <td></td> <td></td> <td>338 260 PEAK</td> </tr> </tbody> </table>	Limit	Read	Ant	Cable	Preamp	Aux	APos	TPos	Remark	Freq	Level	Line	Margin	Level	Factor	Loss	Factor	Factor	MHz	dBuV/m	dBuV/m	dB	dBuV	dB/m	dB	dB	dB	1 2485.84	53.32	74.00	-20.68	41.99	27.70	6.91	33.28	10.00									338 260 PEAK	<b>Blank</b>
Limit	Read	Ant	Cable	Preamp	Aux	APos	TPos	Remark																																							
Freq	Level	Line	Margin	Level	Factor	Loss	Factor	Factor																																							
MHz	dBuV/m	dBuV/m	dB	dBuV	dB/m	dB	dB	dB																																							
1 2485.84	53.32	74.00	-20.68	41.99	27.70	6.91	33.28	10.00																																							
								338 260 PEAK																																							
<b>Avg</b>	 <p>Site : 03CH11-HY Condition: AVG_BE_54 3m 91200 01620 230817 VERTICAL : RBW:1000.000kHz VBW:5.600kHz SWT:Auto</p> <table border="1"> <thead> <tr> <th>Limit</th> <th>Read</th> <th>Ant</th> <th>Cable</th> <th>Preamp</th> <th>Aux</th> <th>APos</th> <th>TPos</th> <th>Remark</th> </tr> <tr> <th>Freq</th> <th>Level</th> <th>Line</th> <th>Margin</th> <th>Level</th> <th>Factor</th> <th>Loss</th> <th>Factor</th> <th>Factor</th> </tr> <tr> <th>MHz</th> <th>dBuV/m</th> <th>dBuV/m</th> <th>dB</th> <th>dBuV</th> <th>dB/m</th> <th>dB</th> <th>dB</th> <th>dB</th> </tr> </thead> <tbody> <tr> <td>1 2486.86</td> <td>44.95</td> <td>54.00</td> <td>-9.05</td> <td>33.61</td> <td>27.70</td> <td>6.92</td> <td>33.28</td> <td>10.00</td> </tr> <tr> <td></td> <td></td> <td></td> <td></td> <td></td> <td></td> <td></td> <td></td> <td>338 260 AVERAGE</td> </tr> </tbody> </table>	Limit	Read	Ant	Cable	Preamp	Aux	APos	TPos	Remark	Freq	Level	Line	Margin	Level	Factor	Loss	Factor	Factor	MHz	dBuV/m	dBuV/m	dB	dBuV	dB/m	dB	dB	dB	1 2486.86	44.95	54.00	-9.05	33.61	27.70	6.92	33.28	10.00									338 260 AVERAGE	<b>Blank</b>
Limit	Read	Ant	Cable	Preamp	Aux	APos	TPos	Remark																																							
Freq	Level	Line	Margin	Level	Factor	Loss	Factor	Factor																																							
MHz	dBuV/m	dBuV/m	dB	dBuV	dB/m	dB	dB	dB																																							
1 2486.86	44.95	54.00	-9.05	33.61	27.70	6.92	33.28	10.00																																							
								338 260 AVERAGE																																							

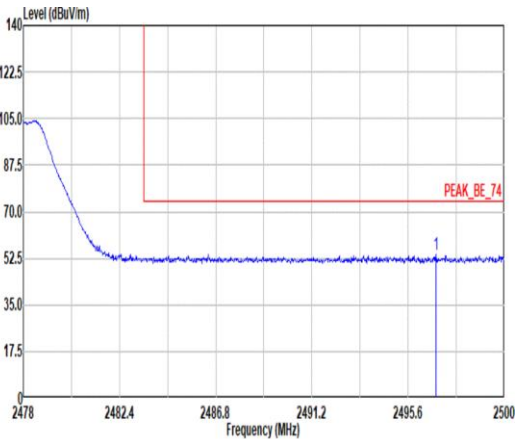
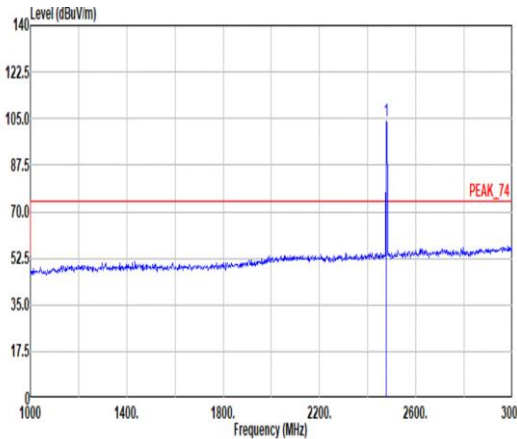
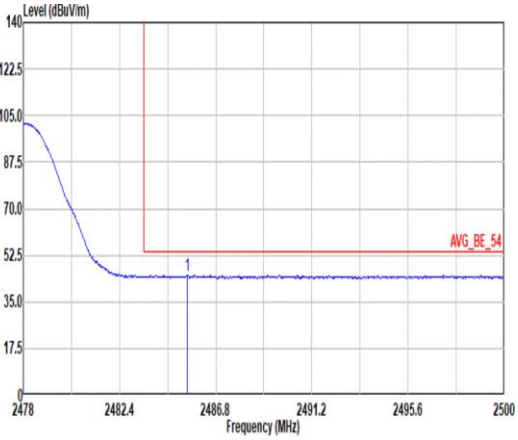
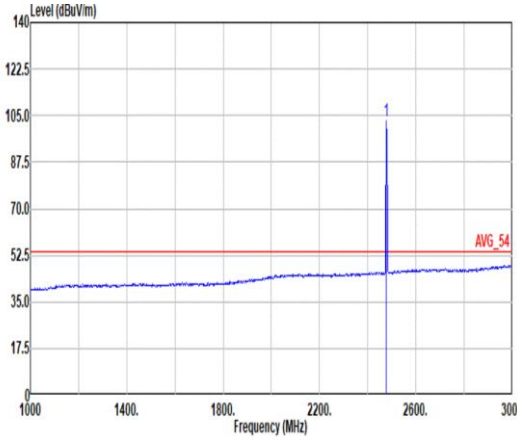


Mode	9																																																																																																															
	Harmonic																																																																																																															
	2400-2483.5_Bluetooth-LE_GSKF_CH19_2440MHz																																																																																																															
ANT	1																																																																																																															
Pol.	Horizontal	Vertical																																																																																																														
Peak Avg	<p>Site : 03CH11-HY Condition: PEAK_74 3m 91280_01620_238817 HORIZONTAL</p> <table border="1"> <thead> <tr> <th></th> <th>Limit</th> <th>Read</th> <th>Ant</th> <th>Cable</th> <th>Preamp</th> <th>Aux</th> <th>APos</th> <th>TPos</th> <th></th> </tr> <tr> <th>Freq</th> <th>Level</th> <th>Line Margin</th> <th>Level</th> <th>Factor</th> <th>Loss Factor</th> <th>Factor</th> <th></th> <th></th> <th>Remark</th> </tr> <tr> <th></th> <th>MHz</th> <th>dBuV/m</th> <th>dBuV/m</th> <th>dB</th> <th>dBuV</th> <th>dB/m</th> <th>dB</th> <th>dB</th> <th>cm</th> <th>deg</th> </tr> </thead> <tbody> <tr> <td>1</td> <td>4880.00</td> <td>41.42</td> <td>74.00</td> <td>-32.58</td> <td>55.16</td> <td>32.70</td> <td>11.46</td> <td>58.58</td> <td>0.68</td> <td>--</td> <td>Peak</td> </tr> <tr> <td>2</td> <td>7320.00</td> <td>44.31</td> <td>74.00</td> <td>-29.69</td> <td>51.28</td> <td>36.82</td> <td>14.58</td> <td>58.99</td> <td>0.62</td> <td>--</td> <td>Peak</td> </tr> </tbody> </table>		Limit	Read	Ant	Cable	Preamp	Aux	APos	TPos		Freq	Level	Line Margin	Level	Factor	Loss Factor	Factor			Remark		MHz	dBuV/m	dBuV/m	dB	dBuV	dB/m	dB	dB	cm	deg	1	4880.00	41.42	74.00	-32.58	55.16	32.70	11.46	58.58	0.68	--	Peak	2	7320.00	44.31	74.00	-29.69	51.28	36.82	14.58	58.99	0.62	--	Peak	<p>Site : 03CH11-HY Condition: PEAK_74 3m 91280_01620_238817 VERTICAL</p> <table border="1"> <thead> <tr> <th></th> <th>Limit</th> <th>Read</th> <th>Ant</th> <th>Cable</th> <th>Preamp</th> <th>Aux</th> <th>APos</th> <th>TPos</th> <th></th> </tr> <tr> <th>Freq</th> <th>Level</th> <th>Line Margin</th> <th>Level</th> <th>Factor</th> <th>Loss Factor</th> <th>Factor</th> <th></th> <th></th> <th>Remark</th> </tr> <tr> <th></th> <th>MHz</th> <th>dBuV/m</th> <th>dBuV/m</th> <th>dB</th> <th>dBuV</th> <th>dB/m</th> <th>dB</th> <th>dB</th> <th>cm</th> <th>deg</th> </tr> </thead> <tbody> <tr> <td>1</td> <td>4880.00</td> <td>40.71</td> <td>74.00</td> <td>-33.29</td> <td>54.45</td> <td>32.70</td> <td>11.46</td> <td>58.58</td> <td>0.68</td> <td>--</td> <td>Peak</td> </tr> <tr> <td>2</td> <td>7320.00</td> <td>44.58</td> <td>74.00</td> <td>-29.42</td> <td>51.55</td> <td>36.82</td> <td>14.58</td> <td>58.99</td> <td>0.62</td> <td>--</td> <td>Peak</td> </tr> </tbody> </table>		Limit	Read	Ant	Cable	Preamp	Aux	APos	TPos		Freq	Level	Line Margin	Level	Factor	Loss Factor	Factor			Remark		MHz	dBuV/m	dBuV/m	dB	dBuV	dB/m	dB	dB	cm	deg	1	4880.00	40.71	74.00	-33.29	54.45	32.70	11.46	58.58	0.68	--	Peak	2	7320.00	44.58	74.00	-29.42	51.55	36.82	14.58	58.99	0.62	--	Peak
		Limit	Read	Ant	Cable	Preamp	Aux	APos	TPos																																																																																																							
Freq	Level	Line Margin	Level	Factor	Loss Factor	Factor			Remark																																																																																																							
	MHz	dBuV/m	dBuV/m	dB	dBuV	dB/m	dB	dB	cm	deg																																																																																																						
1	4880.00	41.42	74.00	-32.58	55.16	32.70	11.46	58.58	0.68	--	Peak																																																																																																					
2	7320.00	44.31	74.00	-29.69	51.28	36.82	14.58	58.99	0.62	--	Peak																																																																																																					
	Limit	Read	Ant	Cable	Preamp	Aux	APos	TPos																																																																																																								
Freq	Level	Line Margin	Level	Factor	Loss Factor	Factor			Remark																																																																																																							
	MHz	dBuV/m	dBuV/m	dB	dBuV	dB/m	dB	dB	cm	deg																																																																																																						
1	4880.00	40.71	74.00	-33.29	54.45	32.70	11.46	58.58	0.68	--	Peak																																																																																																					
2	7320.00	44.58	74.00	-29.42	51.55	36.82	14.58	58.99	0.62	--	Peak																																																																																																					



	<b>9</b>	
<b>Mode</b>	<b>Harmonic</b>	
	<b>2400-2483.5_Bluetooth-LE_GSKF_CH19_2440MHz</b>	
<b>ANT</b>	<b>1</b>	
<b>Pol.</b>	<b>Horizontal</b>	<b>Vertical</b>
<b>14.47G</b> <b>~14.5G</b> <b>Avg</b>	<p>Site : 03CH11-HY Condition: AVG_54 3m 91200_01620_230817 HORIZONTAL</p>	<p>Site : 03CH11-HY Condition: AVG_54 3m 91200_01620_230817 VERTICAL</p>
	<p>Site : 03CH11-HY Condition: AVG_54 3m 91200_01620_230817 HORIZONTAL</p>	<p>Site : 03CH11-HY Condition: AVG_54 3m 91200_01620_230817 VERTICAL</p>



	<b>10</b>																																																																																											
<b>Mode</b>	<b>Band Edge</b>																																																																																											
	<b>2400-2483.5_Bluetooth-LE_GSKF_CH38_2478MHz</b>																																																																																											
<b>ANT</b>	<b>1</b>																																																																																											
<b>Pol.</b>	<b>Horizontal</b>	<b>Fundamental</b>																																																																																										
<b>Peak</b>	 <p>Level (dBuV/m) vs Frequency (MHz) plot showing a peak at 2495.6 MHz. The plot shows a signal level starting at 105.0 dBuV/m at 2478 MHz and dropping to approximately 52.5 dBuV/m by 2482.4 MHz. A red horizontal line indicates a limit at 74.00 dB. A blue vertical line marks the peak at 2495.6 MHz.</p> <p>Site : 03CH11-HY Condition: PEAK_BE_74 3m 91200_01620_230817 HORIZONTAL : RBW:1000.000kHz VBW:3000.000kHz SWT:Auto</p> <table border="1"> <thead> <tr> <th>Limit</th> <th>Read</th> <th>Ant</th> <th>Cable</th> <th>Preamp</th> <th>Aux</th> <th>APos</th> <th>TPos</th> <th>Remark</th> </tr> <tr> <th>Freq</th> <th>Level</th> <th>Line</th> <th>Margin</th> <th>Level</th> <th>Factor</th> <th>Loss</th> <th>Factor</th> <th>Factor</th> </tr> <tr> <th>MHz</th> <th>dBuV/m</th> <th>dBuV/m</th> <th>dB</th> <th>dBuV</th> <th>dB/m</th> <th>dB</th> <th>dB</th> <th>cm</th> </tr> </thead> <tbody> <tr> <td>1 2495.88</td> <td>53.92</td> <td>74.00</td> <td>-20.08</td> <td>42.56</td> <td>27.70</td> <td>6.93</td> <td>33.27</td> <td>10.00</td> </tr> <tr> <td></td> <td></td> <td></td> <td></td> <td></td> <td></td> <td></td> <td></td> <td>129 29 PEAK</td> </tr> </tbody> </table>	Limit	Read	Ant	Cable	Preamp	Aux	APos	TPos	Remark	Freq	Level	Line	Margin	Level	Factor	Loss	Factor	Factor	MHz	dBuV/m	dBuV/m	dB	dBuV	dB/m	dB	dB	cm	1 2495.88	53.92	74.00	-20.08	42.56	27.70	6.93	33.27	10.00									129 29 PEAK	 <p>Level (dBuV/m) vs Frequency (MHz) plot showing a peak at 2478.00 MHz. The plot shows a signal level starting at 105.0 dBuV/m at 2478.00 MHz and dropping to approximately 52.5 dBuV/m by 2482.4 MHz. A red horizontal line indicates a limit at 74.00 dB. A blue vertical line marks the peak at 2478.00 MHz.</p> <p>Site : 03CH11-HY Condition: PEAK_74 3m 91200_01620_230817 HORIZONTAL : RBW:1000.000kHz VBW:3000.000kHz SWT:Auto</p> <table border="1"> <thead> <tr> <th>Limit</th> <th>Read</th> <th>Ant</th> <th>Cable</th> <th>Preamp</th> <th>Aux</th> <th>APos</th> <th>TPos</th> <th>Remark</th> </tr> <tr> <th>Freq</th> <th>Level</th> <th>Line</th> <th>Margin</th> <th>Level</th> <th>Factor</th> <th>Loss</th> <th>Factor</th> <th>Factor</th> </tr> <tr> <th>MHz</th> <th>dBuV/m</th> <th>dBuV/m</th> <th>dB</th> <th>dBuV</th> <th>dB/m</th> <th>dB</th> <th>dB</th> <th>cm</th> </tr> </thead> <tbody> <tr> <td>1 2478.00</td> <td>104.28</td> <td>-----</td> <td>-----</td> <td>92.98</td> <td>27.68</td> <td>6.90</td> <td>33.28</td> <td>10.00</td> </tr> <tr> <td></td> <td></td> <td></td> <td></td> <td></td> <td></td> <td></td> <td></td> <td>129 29 PEAK</td> </tr> </tbody> </table>	Limit	Read	Ant	Cable	Preamp	Aux	APos	TPos	Remark	Freq	Level	Line	Margin	Level	Factor	Loss	Factor	Factor	MHz	dBuV/m	dBuV/m	dB	dBuV	dB/m	dB	dB	cm	1 2478.00	104.28	-----	-----	92.98	27.68	6.90	33.28	10.00									129 29 PEAK
Limit	Read	Ant	Cable	Preamp	Aux	APos	TPos	Remark																																																																																				
Freq	Level	Line	Margin	Level	Factor	Loss	Factor	Factor																																																																																				
MHz	dBuV/m	dBuV/m	dB	dBuV	dB/m	dB	dB	cm																																																																																				
1 2495.88	53.92	74.00	-20.08	42.56	27.70	6.93	33.27	10.00																																																																																				
								129 29 PEAK																																																																																				
Limit	Read	Ant	Cable	Preamp	Aux	APos	TPos	Remark																																																																																				
Freq	Level	Line	Margin	Level	Factor	Loss	Factor	Factor																																																																																				
MHz	dBuV/m	dBuV/m	dB	dBuV	dB/m	dB	dB	cm																																																																																				
1 2478.00	104.28	-----	-----	92.98	27.68	6.90	33.28	10.00																																																																																				
								129 29 PEAK																																																																																				
<b>Avg</b>	 <p>Level (dBuV/m) vs Frequency (MHz) plot showing an average level at 2485.50 MHz. The plot shows a signal level starting at 105.0 dBuV/m at 2478 MHz and dropping to approximately 45.13 dBuV/m by 2482.4 MHz. A red horizontal line indicates a limit at 54.00 dB. A blue vertical line marks the average level at 2485.50 MHz.</p> <p>Site : 03CH11-HY Condition: AVG_BE_54 3m 91200_01620_230817 HORIZONTAL : RBW:1000.000kHz VBW:5.600kHz SWT:Auto</p> <table border="1"> <thead> <tr> <th>Limit</th> <th>Read</th> <th>Ant</th> <th>Cable</th> <th>Preamp</th> <th>Aux</th> <th>APos</th> <th>TPos</th> <th>Remark</th> </tr> <tr> <th>Freq</th> <th>Level</th> <th>Line</th> <th>Margin</th> <th>Level</th> <th>Factor</th> <th>Loss</th> <th>Factor</th> <th>Factor</th> </tr> <tr> <th>MHz</th> <th>dBuV/m</th> <th>dBuV/m</th> <th>dB</th> <th>dBuV</th> <th>dB/m</th> <th>dB</th> <th>dB</th> <th>cm</th> </tr> </thead> <tbody> <tr> <td>1 2485.50</td> <td>45.13</td> <td>54.00</td> <td>-8.87</td> <td>33.00</td> <td>27.70</td> <td>6.91</td> <td>33.28</td> <td>10.00</td> </tr> <tr> <td></td> <td></td> <td></td> <td></td> <td></td> <td></td> <td></td> <td></td> <td>129 29 AVERAGE</td> </tr> </tbody> </table>	Limit	Read	Ant	Cable	Preamp	Aux	APos	TPos	Remark	Freq	Level	Line	Margin	Level	Factor	Loss	Factor	Factor	MHz	dBuV/m	dBuV/m	dB	dBuV	dB/m	dB	dB	cm	1 2485.50	45.13	54.00	-8.87	33.00	27.70	6.91	33.28	10.00									129 29 AVERAGE	 <p>Level (dBuV/m) vs Frequency (MHz) plot showing an average level at 2478.00 MHz. The plot shows a signal level starting at 105.0 dBuV/m at 2478.00 MHz and dropping to approximately 45.13 dBuV/m by 2482.4 MHz. A red horizontal line indicates a limit at 54.00 dB. A blue vertical line marks the average level at 2478.00 MHz.</p> <p>Site : 03CH11-HY Condition: AVG_54 3m 91200_01620_230817 HORIZONTAL : RBW:1000.000kHz VBW:5.600kHz SWT:Auto</p> <table border="1"> <thead> <tr> <th>Limit</th> <th>Read</th> <th>Ant</th> <th>Cable</th> <th>Preamp</th> <th>Aux</th> <th>APos</th> <th>TPos</th> <th>Remark</th> </tr> <tr> <th>Freq</th> <th>Level</th> <th>Line</th> <th>Margin</th> <th>Level</th> <th>Factor</th> <th>Loss</th> <th>Factor</th> <th>Factor</th> </tr> <tr> <th>MHz</th> <th>dBuV/m</th> <th>dBuV/m</th> <th>dB</th> <th>dBuV</th> <th>dB/m</th> <th>dB</th> <th>dB</th> <th>cm</th> </tr> </thead> <tbody> <tr> <td>1 2478.00</td> <td>103.03</td> <td>-----</td> <td>-----</td> <td>91.73</td> <td>27.68</td> <td>6.90</td> <td>33.28</td> <td>10.00</td> </tr> <tr> <td></td> <td></td> <td></td> <td></td> <td></td> <td></td> <td></td> <td></td> <td>129 29 AVERAGE</td> </tr> </tbody> </table>	Limit	Read	Ant	Cable	Preamp	Aux	APos	TPos	Remark	Freq	Level	Line	Margin	Level	Factor	Loss	Factor	Factor	MHz	dBuV/m	dBuV/m	dB	dBuV	dB/m	dB	dB	cm	1 2478.00	103.03	-----	-----	91.73	27.68	6.90	33.28	10.00									129 29 AVERAGE
Limit	Read	Ant	Cable	Preamp	Aux	APos	TPos	Remark																																																																																				
Freq	Level	Line	Margin	Level	Factor	Loss	Factor	Factor																																																																																				
MHz	dBuV/m	dBuV/m	dB	dBuV	dB/m	dB	dB	cm																																																																																				
1 2485.50	45.13	54.00	-8.87	33.00	27.70	6.91	33.28	10.00																																																																																				
								129 29 AVERAGE																																																																																				
Limit	Read	Ant	Cable	Preamp	Aux	APos	TPos	Remark																																																																																				
Freq	Level	Line	Margin	Level	Factor	Loss	Factor	Factor																																																																																				
MHz	dBuV/m	dBuV/m	dB	dBuV	dB/m	dB	dB	cm																																																																																				
1 2478.00	103.03	-----	-----	91.73	27.68	6.90	33.28	10.00																																																																																				
								129 29 AVERAGE																																																																																				



	<b>10</b>																																																																			
<b>Mode</b>	<b>Band Edge</b>																																																																			
	<b>2400-2483.5_Bluetooth-LE_GSKF_CH38_2478MHz</b>																																																																			
<b>ANT</b>	<b>1</b>																																																																			
<b>Pol.</b>	<b>Vertical</b>	<b>Fundamental</b>																																																																		
<b>Peak</b>	<p>Site : 03CH11-HY Condition: PEAK_BE_74 3m 91200_01620_230817 VERTICAL : RBW:1000.000kHz VBW:3000.000kHz SWT:Auto</p> <table border="1"> <thead> <tr> <th>Limit</th> <th>Read</th> <th>Ant</th> <th>Cable</th> <th>Preamp</th> <th>Aux</th> <th>APos</th> <th>TPos</th> <th>Remark</th> </tr> <tr> <th>Freq</th> <th>Level</th> <th>Line</th> <th>Margin</th> <th>Level</th> <th>Factor</th> <th>Loss</th> <th>Factor</th> <th>Factor</th> <th>cm</th> <th>deg</th> </tr> </thead> <tbody> <tr> <td>1</td> <td>2483.70</td> <td>53.58</td> <td>74.00</td> <td>-20.42</td> <td>42.25</td> <td>27.70</td> <td>6.91</td> <td>33.28</td> <td>10.00</td> <td>373</td> <td>137</td> <td>PEAK</td> </tr> </tbody> </table>	Limit	Read	Ant	Cable	Preamp	Aux	APos	TPos	Remark	Freq	Level	Line	Margin	Level	Factor	Loss	Factor	Factor	cm	deg	1	2483.70	53.58	74.00	-20.42	42.25	27.70	6.91	33.28	10.00	373	137	PEAK	<p>Site : 03CH11-HY Condition: PEAK_74 3m 91200_01620_230817 VERTICAL : RBW:1000.000kHz VBW:3000.000kHz SWT:Auto</p> <table border="1"> <thead> <tr> <th>Limit</th> <th>Read</th> <th>Ant</th> <th>Cable</th> <th>Preamp</th> <th>Aux</th> <th>APos</th> <th>TPos</th> <th>Remark</th> </tr> <tr> <th>Freq</th> <th>Level</th> <th>Line</th> <th>Margin</th> <th>Level</th> <th>Factor</th> <th>Loss</th> <th>Factor</th> <th>Factor</th> <th>cm</th> <th>deg</th> </tr> </thead> <tbody> <tr> <td>1</td> <td>2478.00</td> <td>98.74</td> <td>-----</td> <td>-----</td> <td>87.44</td> <td>27.68</td> <td>6.90</td> <td>33.28</td> <td>10.00</td> <td>373</td> <td>137</td> <td>PEAK</td> </tr> </tbody> </table>	Limit	Read	Ant	Cable	Preamp	Aux	APos	TPos	Remark	Freq	Level	Line	Margin	Level	Factor	Loss	Factor	Factor	cm	deg	1	2478.00	98.74	-----	-----	87.44	27.68	6.90	33.28	10.00	373	137	PEAK
Limit	Read	Ant	Cable	Preamp	Aux	APos	TPos	Remark																																																												
Freq	Level	Line	Margin	Level	Factor	Loss	Factor	Factor	cm	deg																																																										
1	2483.70	53.58	74.00	-20.42	42.25	27.70	6.91	33.28	10.00	373	137	PEAK																																																								
Limit	Read	Ant	Cable	Preamp	Aux	APos	TPos	Remark																																																												
Freq	Level	Line	Margin	Level	Factor	Loss	Factor	Factor	cm	deg																																																										
1	2478.00	98.74	-----	-----	87.44	27.68	6.90	33.28	10.00	373	137	PEAK																																																								
<b>Avg</b>	<p>Site : 03CH11-HY Condition: AVG_BE_54 3m 91200_01620_230817 VERTICAL : RBW:1000.000kHz VBW:5.600kHz SWT:Auto</p> <table border="1"> <thead> <tr> <th>Limit</th> <th>Read</th> <th>Ant</th> <th>Cable</th> <th>Preamp</th> <th>Aux</th> <th>APos</th> <th>TPos</th> <th>Remark</th> </tr> <tr> <th>Freq</th> <th>Level</th> <th>Line</th> <th>Margin</th> <th>Level</th> <th>Factor</th> <th>Loss</th> <th>Factor</th> <th>Factor</th> <th>cm</th> <th>deg</th> </tr> </thead> <tbody> <tr> <td>1</td> <td>2495.67</td> <td>45.10</td> <td>54.00</td> <td>-8.90</td> <td>33.74</td> <td>27.70</td> <td>6.93</td> <td>33.27</td> <td>10.00</td> <td>373</td> <td>137</td> <td>AVERAGE</td> </tr> </tbody> </table>	Limit	Read	Ant	Cable	Preamp	Aux	APos	TPos	Remark	Freq	Level	Line	Margin	Level	Factor	Loss	Factor	Factor	cm	deg	1	2495.67	45.10	54.00	-8.90	33.74	27.70	6.93	33.27	10.00	373	137	AVERAGE	<p>Site : 03CH11-HY Condition: AVG_54 3m 91200_01620_230817 VERTICAL : RBW:1000.000kHz VBW:5.600kHz SWT:Auto</p> <table border="1"> <thead> <tr> <th>Limit</th> <th>Read</th> <th>Ant</th> <th>Cable</th> <th>Preamp</th> <th>Aux</th> <th>APos</th> <th>TPos</th> <th>Remark</th> </tr> <tr> <th>Freq</th> <th>Level</th> <th>Line</th> <th>Margin</th> <th>Level</th> <th>Factor</th> <th>Loss</th> <th>Factor</th> <th>Factor</th> <th>cm</th> <th>deg</th> </tr> </thead> <tbody> <tr> <td>1</td> <td>2478.00</td> <td>97.49</td> <td>-----</td> <td>-----</td> <td>86.19</td> <td>27.68</td> <td>6.90</td> <td>33.28</td> <td>10.00</td> <td>373</td> <td>137</td> <td>AVERAGE</td> </tr> </tbody> </table>	Limit	Read	Ant	Cable	Preamp	Aux	APos	TPos	Remark	Freq	Level	Line	Margin	Level	Factor	Loss	Factor	Factor	cm	deg	1	2478.00	97.49	-----	-----	86.19	27.68	6.90	33.28	10.00	373	137	AVERAGE
Limit	Read	Ant	Cable	Preamp	Aux	APos	TPos	Remark																																																												
Freq	Level	Line	Margin	Level	Factor	Loss	Factor	Factor	cm	deg																																																										
1	2495.67	45.10	54.00	-8.90	33.74	27.70	6.93	33.27	10.00	373	137	AVERAGE																																																								
Limit	Read	Ant	Cable	Preamp	Aux	APos	TPos	Remark																																																												
Freq	Level	Line	Margin	Level	Factor	Loss	Factor	Factor	cm	deg																																																										
1	2478.00	97.49	-----	-----	86.19	27.68	6.90	33.28	10.00	373	137	AVERAGE																																																								



Mode	10																																																																																																											
	Harmonic																																																																																																											
	2400-2483.5_Bluetooth-LE_GSKF_CH38_2478MHz																																																																																																											
ANT	1																																																																																																											
Pol.	Horizontal	Vertical																																																																																																										
Peak Avg	<p>Site : 03CH11-HY Condition: PEAK_74 3m 91280_01620_238817 HORIZONTAL</p> <table border="1"> <thead> <tr> <th></th> <th>Limit</th> <th>Read</th> <th>Ant</th> <th>Cable</th> <th>Preamp</th> <th>Aux</th> <th>APos</th> <th>TPos</th> <th></th> </tr> <tr> <th>Freq</th> <th>Level</th> <th>Line Margin</th> <th>Level</th> <th>Factor</th> <th>Loss Factor</th> <th>Factor</th> <th></th> <th></th> <th>Remark</th> </tr> <tr> <th></th> <th>MHz</th> <th>dBuV/m</th> <th>dBuV/m</th> <th>dB</th> <th>dBuV</th> <th>dB/m</th> <th>dB</th> <th>dB</th> <th>cm</th> <th>deg</th> </tr> </thead> <tbody> <tr> <td>1</td> <td>4956.00</td> <td>40.60</td> <td>74.00</td> <td>-33.40</td> <td>54.06</td> <td>33.02</td> <td>11.59</td> <td>58.64</td> <td>0.57</td> <td>-- -- Peak</td> </tr> <tr> <td>2</td> <td>7434.00</td> <td>43.46</td> <td>74.00</td> <td>-30.54</td> <td>50.71</td> <td>36.33</td> <td>14.70</td> <td>58.91</td> <td>0.63</td> <td>-- -- Peak</td> </tr> </tbody> </table>		Limit	Read	Ant	Cable	Preamp	Aux	APos	TPos		Freq	Level	Line Margin	Level	Factor	Loss Factor	Factor			Remark		MHz	dBuV/m	dBuV/m	dB	dBuV	dB/m	dB	dB	cm	deg	1	4956.00	40.60	74.00	-33.40	54.06	33.02	11.59	58.64	0.57	-- -- Peak	2	7434.00	43.46	74.00	-30.54	50.71	36.33	14.70	58.91	0.63	-- -- Peak	<p>Site : 03CH11-HY Condition: PEAK_74 3m 91280_01620_238817 VERTICAL</p> <table border="1"> <thead> <tr> <th></th> <th>Limit</th> <th>Read</th> <th>Ant</th> <th>Cable</th> <th>Preamp</th> <th>Aux</th> <th>APos</th> <th>TPos</th> <th></th> </tr> <tr> <th>Freq</th> <th>Level</th> <th>Line Margin</th> <th>Level</th> <th>Factor</th> <th>Loss Factor</th> <th>Factor</th> <th></th> <th></th> <th>Remark</th> </tr> <tr> <th></th> <th>MHz</th> <th>dBuV/m</th> <th>dBuV/m</th> <th>dB</th> <th>dBuV</th> <th>dB/m</th> <th>dB</th> <th>dB</th> <th>cm</th> <th>deg</th> </tr> </thead> <tbody> <tr> <td>1</td> <td>4956.00</td> <td>40.65</td> <td>74.00</td> <td>-33.35</td> <td>54.11</td> <td>33.02</td> <td>11.59</td> <td>58.64</td> <td>0.57</td> <td>-- -- Peak</td> </tr> <tr> <td>2</td> <td>7434.00</td> <td>44.06</td> <td>74.00</td> <td>-29.94</td> <td>51.31</td> <td>36.33</td> <td>14.70</td> <td>58.91</td> <td>0.63</td> <td>-- -- Peak</td> </tr> </tbody> </table>		Limit	Read	Ant	Cable	Preamp	Aux	APos	TPos		Freq	Level	Line Margin	Level	Factor	Loss Factor	Factor			Remark		MHz	dBuV/m	dBuV/m	dB	dBuV	dB/m	dB	dB	cm	deg	1	4956.00	40.65	74.00	-33.35	54.11	33.02	11.59	58.64	0.57	-- -- Peak	2	7434.00	44.06	74.00	-29.94	51.31	36.33	14.70	58.91	0.63	-- -- Peak
		Limit	Read	Ant	Cable	Preamp	Aux	APos	TPos																																																																																																			
Freq	Level	Line Margin	Level	Factor	Loss Factor	Factor			Remark																																																																																																			
	MHz	dBuV/m	dBuV/m	dB	dBuV	dB/m	dB	dB	cm	deg																																																																																																		
1	4956.00	40.60	74.00	-33.40	54.06	33.02	11.59	58.64	0.57	-- -- Peak																																																																																																		
2	7434.00	43.46	74.00	-30.54	50.71	36.33	14.70	58.91	0.63	-- -- Peak																																																																																																		
	Limit	Read	Ant	Cable	Preamp	Aux	APos	TPos																																																																																																				
Freq	Level	Line Margin	Level	Factor	Loss Factor	Factor			Remark																																																																																																			
	MHz	dBuV/m	dBuV/m	dB	dBuV	dB/m	dB	dB	cm	deg																																																																																																		
1	4956.00	40.65	74.00	-33.35	54.11	33.02	11.59	58.64	0.57	-- -- Peak																																																																																																		
2	7434.00	44.06	74.00	-29.94	51.31	36.33	14.70	58.91	0.63	-- -- Peak																																																																																																		



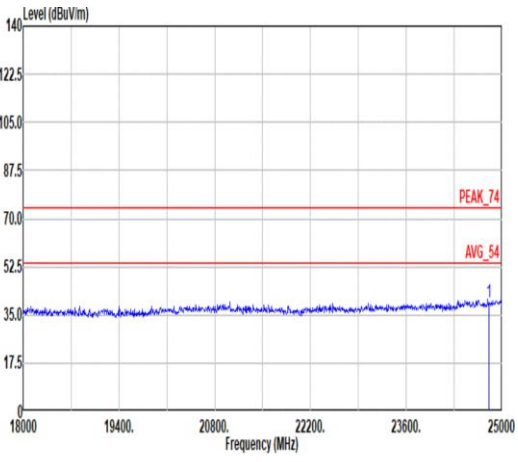
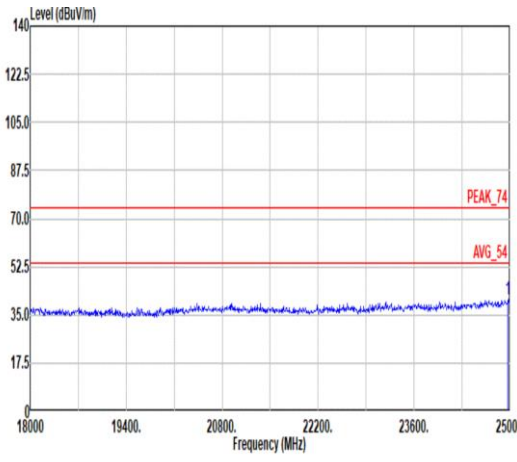
	<b>10</b>	
<b>Mode</b>	<b>Harmonic</b>	
	<b>2400-2483.5_Bluetooth-LE_GSKF_CH38_2478MHz</b>	
<b>ANT</b>	<b>1</b>	
<b>Pol.</b>	<b>Horizontal</b>	<b>Vertical</b>
<b>14.47G</b> <b>~14.5G</b> <b>Avg</b>	<p>Site : 03CH11-HY Condition: AVG_54 3m 91200_01620_230817 HORIZONTAL</p>	<p>Site : 03CH11-HY Condition: AVG_54 3m 91200_01620_230817 VERTICAL</p>
	<p>Site : 03CH11-HY Condition: AVG_54 3m 91200_01620_230817 HORIZONTAL</p>	<p>Site : 03CH11-HY Condition: AVG_54 3m 91200_01620_230817 VERTICAL</p>





Mode	11																																																																																																																																																																																							
	LF																																																																																																																																																																																							
	2400-2483.5_Bluetooth-LE_GSKF_CH01_2402MHz																																																																																																																																																																																							
ANT	1																																																																																																																																																																																							
Pol.	Horizontal	Vertical																																																																																																																																																																																						
QP/ Peak	<p>Site : 03CH11-HY Condition: QP 3m Bilog_35414_231007 HORIZONTAL</p> <table border="1"> <thead> <tr> <th>Peak</th> <th>Freq (MHz)</th> <th>Level (dBuV/m)</th> <th>Limit (dBuV/m)</th> <th>Line Margin (dB)</th> <th>Read Level (dBuV)</th> <th>Ant Factor (dB/m)</th> <th>Cable Loss (dB)</th> <th>Preamp Factor (dB)</th> <th>Aux Factor (dB)</th> <th>APos (cm)</th> <th>TPos (deg)</th> <th>Remark</th> </tr> </thead> <tbody> <tr><td>1</td><td>30.97</td><td>33.26</td><td>40.00</td><td>-6.74</td><td>41.38</td><td>23.69</td><td>0.48</td><td>32.45</td><td>0.16</td><td>--</td><td>--</td><td>Peak</td></tr> <tr><td>2</td><td>208.48</td><td>23.37</td><td>43.50</td><td>-20.13</td><td>38.76</td><td>15.01</td><td>1.72</td><td>32.33</td><td>0.21</td><td>--</td><td>--</td><td>Peak</td></tr> <tr><td>3</td><td>229.02</td><td>24.79</td><td>46.00</td><td>-21.21</td><td>39.03</td><td>15.97</td><td>1.03</td><td>32.24</td><td>0.20</td><td>--</td><td>--</td><td>Peak</td></tr> <tr><td>4</td><td>384.05</td><td>27.67</td><td>46.00</td><td>-18.33</td><td>35.66</td><td>21.03</td><td>2.49</td><td>31.72</td><td>0.21</td><td>--</td><td>--</td><td>Peak</td></tr> <tr><td>5</td><td>711.91</td><td>30.85</td><td>46.00</td><td>-15.15</td><td>32.10</td><td>26.63</td><td>3.48</td><td>31.67</td><td>0.31</td><td>--</td><td>--</td><td>Peak</td></tr> <tr><td>6</td><td>953.44</td><td>32.15</td><td>46.00</td><td>-13.85</td><td>27.78</td><td>30.78</td><td>4.08</td><td>30.96</td><td>0.47</td><td>--</td><td>--</td><td>Peak</td></tr> </tbody> </table>	Peak	Freq (MHz)	Level (dBuV/m)	Limit (dBuV/m)	Line Margin (dB)	Read Level (dBuV)	Ant Factor (dB/m)	Cable Loss (dB)	Preamp Factor (dB)	Aux Factor (dB)	APos (cm)	TPos (deg)	Remark	1	30.97	33.26	40.00	-6.74	41.38	23.69	0.48	32.45	0.16	--	--	Peak	2	208.48	23.37	43.50	-20.13	38.76	15.01	1.72	32.33	0.21	--	--	Peak	3	229.02	24.79	46.00	-21.21	39.03	15.97	1.03	32.24	0.20	--	--	Peak	4	384.05	27.67	46.00	-18.33	35.66	21.03	2.49	31.72	0.21	--	--	Peak	5	711.91	30.85	46.00	-15.15	32.10	26.63	3.48	31.67	0.31	--	--	Peak	6	953.44	32.15	46.00	-13.85	27.78	30.78	4.08	30.96	0.47	--	--	Peak	<p>Site : 03CH11-HY Condition: QP 3m Bilog_35414_231007 VERTICAL</p> <table border="1"> <thead> <tr> <th>Peak</th> <th>Freq (MHz)</th> <th>Level (dBuV/m)</th> <th>Limit (dBuV/m)</th> <th>Line Margin (dB)</th> <th>Read Level (dBuV)</th> <th>Ant Factor (dB/m)</th> <th>Cable Loss (dB)</th> <th>Preamp Factor (dB)</th> <th>Aux Factor (dB)</th> <th>APos (cm)</th> <th>TPos (deg)</th> <th>Remark</th> </tr> </thead> <tbody> <tr><td>1</td><td>39.70</td><td>32.03</td><td>40.00</td><td>-7.97</td><td>44.08</td><td>19.64</td><td>0.50</td><td>32.33</td><td>0.14</td><td>100</td><td>290</td><td>QP</td></tr> <tr><td>2</td><td>156.10</td><td>26.15</td><td>43.50</td><td>-17.35</td><td>40.19</td><td>16.50</td><td>1.42</td><td>32.21</td><td>0.25</td><td>--</td><td>--</td><td>Peak</td></tr> <tr><td>3</td><td>229.02</td><td>21.04</td><td>46.00</td><td>-24.16</td><td>36.00</td><td>15.97</td><td>1.03</td><td>32.24</td><td>0.20</td><td>--</td><td>--</td><td>Peak</td></tr> <tr><td>4</td><td>499.48</td><td>24.44</td><td>46.00</td><td>-21.56</td><td>30.11</td><td>23.71</td><td>2.86</td><td>32.47</td><td>0.23</td><td>--</td><td>--</td><td>Peak</td></tr> <tr><td>5</td><td>748.77</td><td>30.89</td><td>46.00</td><td>-15.11</td><td>30.54</td><td>27.98</td><td>3.57</td><td>31.53</td><td>0.33</td><td>--</td><td>--</td><td>Peak</td></tr> <tr><td>6</td><td>944.71</td><td>33.43</td><td>46.00</td><td>-12.57</td><td>29.73</td><td>30.23</td><td>4.07</td><td>31.05</td><td>0.45</td><td>--</td><td>--</td><td>Peak</td></tr> </tbody> </table>	Peak	Freq (MHz)	Level (dBuV/m)	Limit (dBuV/m)	Line Margin (dB)	Read Level (dBuV)	Ant Factor (dB/m)	Cable Loss (dB)	Preamp Factor (dB)	Aux Factor (dB)	APos (cm)	TPos (deg)	Remark	1	39.70	32.03	40.00	-7.97	44.08	19.64	0.50	32.33	0.14	100	290	QP	2	156.10	26.15	43.50	-17.35	40.19	16.50	1.42	32.21	0.25	--	--	Peak	3	229.02	21.04	46.00	-24.16	36.00	15.97	1.03	32.24	0.20	--	--	Peak	4	499.48	24.44	46.00	-21.56	30.11	23.71	2.86	32.47	0.23	--	--	Peak	5	748.77	30.89	46.00	-15.11	30.54	27.98	3.57	31.53	0.33	--	--	Peak	6	944.71	33.43	46.00	-12.57	29.73	30.23	4.07	31.05	0.45	--	--	Peak
	Peak	Freq (MHz)	Level (dBuV/m)	Limit (dBuV/m)	Line Margin (dB)	Read Level (dBuV)	Ant Factor (dB/m)	Cable Loss (dB)	Preamp Factor (dB)	Aux Factor (dB)	APos (cm)	TPos (deg)	Remark																																																																																																																																																																											
1	30.97	33.26	40.00	-6.74	41.38	23.69	0.48	32.45	0.16	--	--	Peak																																																																																																																																																																												
2	208.48	23.37	43.50	-20.13	38.76	15.01	1.72	32.33	0.21	--	--	Peak																																																																																																																																																																												
3	229.02	24.79	46.00	-21.21	39.03	15.97	1.03	32.24	0.20	--	--	Peak																																																																																																																																																																												
4	384.05	27.67	46.00	-18.33	35.66	21.03	2.49	31.72	0.21	--	--	Peak																																																																																																																																																																												
5	711.91	30.85	46.00	-15.15	32.10	26.63	3.48	31.67	0.31	--	--	Peak																																																																																																																																																																												
6	953.44	32.15	46.00	-13.85	27.78	30.78	4.08	30.96	0.47	--	--	Peak																																																																																																																																																																												
Peak	Freq (MHz)	Level (dBuV/m)	Limit (dBuV/m)	Line Margin (dB)	Read Level (dBuV)	Ant Factor (dB/m)	Cable Loss (dB)	Preamp Factor (dB)	Aux Factor (dB)	APos (cm)	TPos (deg)	Remark																																																																																																																																																																												
1	39.70	32.03	40.00	-7.97	44.08	19.64	0.50	32.33	0.14	100	290	QP																																																																																																																																																																												
2	156.10	26.15	43.50	-17.35	40.19	16.50	1.42	32.21	0.25	--	--	Peak																																																																																																																																																																												
3	229.02	21.04	46.00	-24.16	36.00	15.97	1.03	32.24	0.20	--	--	Peak																																																																																																																																																																												
4	499.48	24.44	46.00	-21.56	30.11	23.71	2.86	32.47	0.23	--	--	Peak																																																																																																																																																																												
5	748.77	30.89	46.00	-15.11	30.54	27.98	3.57	31.53	0.33	--	--	Peak																																																																																																																																																																												
6	944.71	33.43	46.00	-12.57	29.73	30.23	4.07	31.05	0.45	--	--	Peak																																																																																																																																																																												



Mode	28																																																													
	SHF																																																													
	2400-2483.5_Bluetooth-LE_GSKF_CH01_2402MHz																																																													
ANT	1																																																													
Pol.	Horizontal	Vertical																																																												
Peak	 <p>Site : 03CH11-HY Condition: PEAK_74 1m SHF_00993_231124 HORIZONTAL</p> <table border="1"> <thead> <tr> <th>Limit</th> <th>Read</th> <th>Ant</th> <th>Cable</th> <th>Preamp</th> <th>Aux</th> <th>APos</th> <th>TPos</th> <th>Remark</th> </tr> <tr> <th>Freq</th> <th>Level</th> <th>Line Margin</th> <th>Level Factor</th> <th>Loss Factor</th> <th>Loss Factor</th> <th>Factor</th> <th>cm</th> <th>deg</th> </tr> </thead> <tbody> <tr> <td>1</td> <td>24805.32</td> <td>39.67</td> <td>74.00</td> <td>-34.33</td> <td>34.04</td> <td>39.21</td> <td>28.14</td> <td>52.98</td> <td>-9.54</td> <td>--</td> <td>PEAK</td> </tr> </tbody> </table>	Limit	Read	Ant	Cable	Preamp	Aux	APos	TPos	Remark	Freq	Level	Line Margin	Level Factor	Loss Factor	Loss Factor	Factor	cm	deg	1	24805.32	39.67	74.00	-34.33	34.04	39.21	28.14	52.98	-9.54	--	PEAK	 <p>Site : 03CH11-HY Condition: PEAK_74 1m SHF_00993_231124 VERTICAL</p> <table border="1"> <thead> <tr> <th>Limit</th> <th>Read</th> <th>Ant</th> <th>Cable</th> <th>Preamp</th> <th>Aux</th> <th>APos</th> <th>TPos</th> <th>Remark</th> </tr> <tr> <th>Freq</th> <th>Level</th> <th>Line Margin</th> <th>Level Factor</th> <th>Loss Factor</th> <th>Loss Factor</th> <th>Factor</th> <th>cm</th> <th>deg</th> </tr> </thead> <tbody> <tr> <td>1</td> <td>24962.32</td> <td>40.66</td> <td>74.00</td> <td>-33.34</td> <td>35.58</td> <td>39.25</td> <td>28.37</td> <td>52.92</td> <td>-9.54</td> <td>--</td> <td>PEAK</td> </tr> </tbody> </table>	Limit	Read	Ant	Cable	Preamp	Aux	APos	TPos	Remark	Freq	Level	Line Margin	Level Factor	Loss Factor	Loss Factor	Factor	cm	deg	1	24962.32	40.66	74.00	-33.34	35.58	39.25	28.37	52.92	-9.54	--	PEAK
	Limit	Read	Ant	Cable	Preamp	Aux	APos	TPos	Remark																																																					
Freq	Level	Line Margin	Level Factor	Loss Factor	Loss Factor	Factor	cm	deg																																																						
1	24805.32	39.67	74.00	-34.33	34.04	39.21	28.14	52.98	-9.54	--	PEAK																																																			
Limit	Read	Ant	Cable	Preamp	Aux	APos	TPos	Remark																																																						
Freq	Level	Line Margin	Level Factor	Loss Factor	Loss Factor	Factor	cm	deg																																																						
1	24962.32	40.66	74.00	-33.34	35.58	39.25	28.37	52.92	-9.54	--	PEAK																																																			



## Appendix D. Duty Cycle Plots

Band	Duty Cycle(%)	T(us)	1/T(kHz)	VBW Setting
Bluetooth - LE for 1Mbps	61.22	382	2.618	2.7KHz
Bluetooth - LE for 2Mbps	31.31	196	5.102	5.6KHz

