

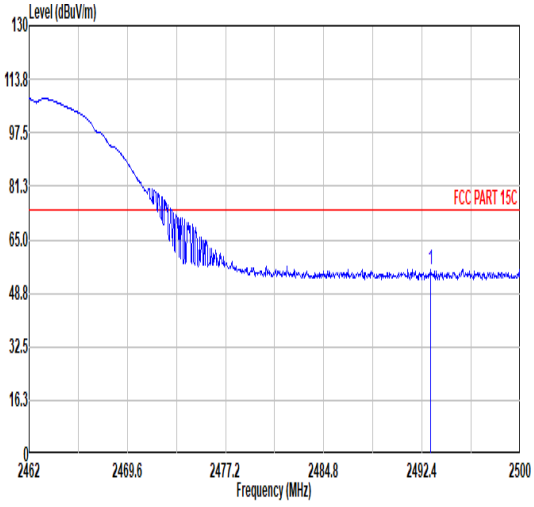
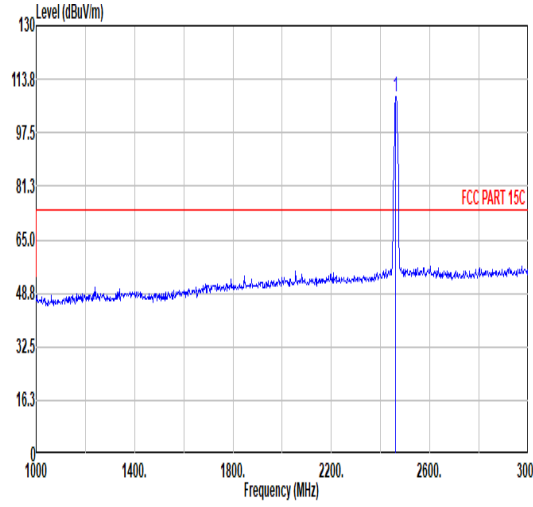
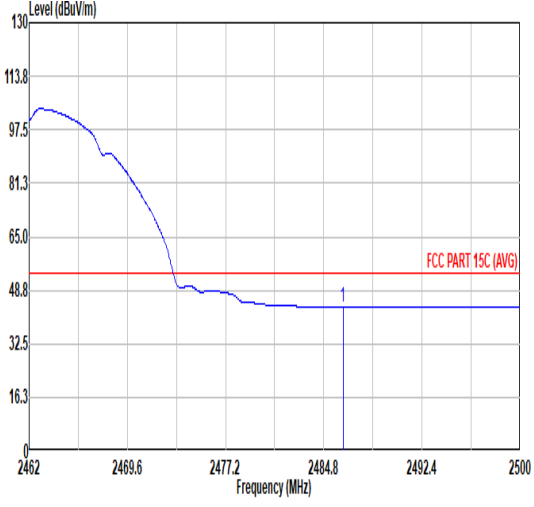
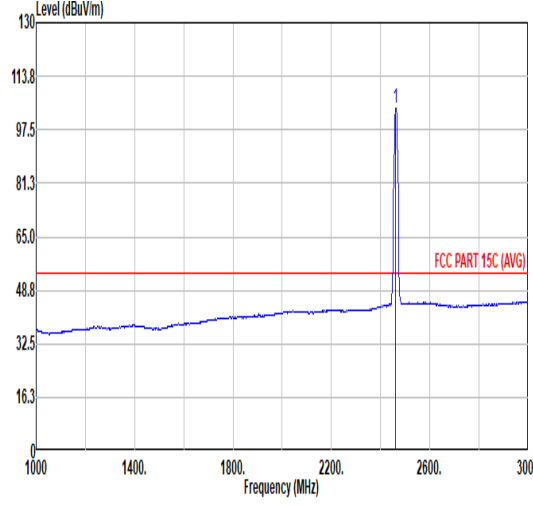


Mode	1																																																																																														
	Harmonic																																																																																														
	2400-2483.5_802.11b_CH01_2412MHz																																																																																														
ANT	CDD 2+4																																																																																														
Pol.	Horizontal	Vertical																																																																																													
Peak Avg	<table border="1"> <thead> <tr> <th>Limit</th> <th>Read</th> <th>Ant</th> <th>Cable</th> <th>Preamp</th> <th>Aux</th> <th>APos</th> <th>TPos</th> <th>Remark</th> </tr> <tr> <th>Freq</th> <th>Level</th> <th>Line</th> <th>Margin</th> <th>Level</th> <th>Factor</th> <th>Loss</th> <th>Factor</th> <th>Factor</th> </tr> <tr> <th>MHz</th> <th>dBuV/m</th> <th>dBuV/m</th> <th>dB</th> <th>dBuV</th> <th>dB/m</th> <th>dB</th> <th>dB</th> <th>dB</th> </tr> </thead> <tbody> <tr> <td>1</td> <td>4824.00</td> <td>42.64</td> <td>74.00</td> <td>-31.36</td> <td>59.88</td> <td>34.20</td> <td>9.47</td> <td>60.91</td> <td>0.00</td> <td>---</td> <td>---</td> <td>PEAK</td> </tr> </tbody> </table>	Limit	Read	Ant	Cable	Preamp	Aux	APos	TPos	Remark	Freq	Level	Line	Margin	Level	Factor	Loss	Factor	Factor	MHz	dBuV/m	dBuV/m	dB	dBuV	dB/m	dB	dB	dB	1	4824.00	42.64	74.00	-31.36	59.88	34.20	9.47	60.91	0.00	---	---	PEAK	<table border="1"> <thead> <tr> <th>Limit</th> <th>Read</th> <th>Ant</th> <th>Cable</th> <th>Preamp</th> <th>Aux</th> <th>APos</th> <th>TPos</th> <th>Remark</th> </tr> <tr> <th>Freq</th> <th>Level</th> <th>Line</th> <th>Margin</th> <th>Level</th> <th>Factor</th> <th>Loss</th> <th>Factor</th> <th>Factor</th> </tr> <tr> <th>MHz</th> <th>dBuV/m</th> <th>dBuV/m</th> <th>dB</th> <th>dBuV</th> <th>dB/m</th> <th>dB</th> <th>dB</th> <th>dB</th> </tr> </thead> <tbody> <tr> <td>1</td> <td>4824.00</td> <td>42.82</td> <td>74.00</td> <td>-31.18</td> <td>60.06</td> <td>34.20</td> <td>9.47</td> <td>60.91</td> <td>0.00</td> <td>---</td> <td>---</td> <td>PEAK</td> </tr> <tr> <td>2</td> <td>6915.00</td> <td>47.68</td> <td>83.15</td> <td>-35.47</td> <td>60.52</td> <td>35.63</td> <td>11.41</td> <td>59.88</td> <td>0.00</td> <td>---</td> <td>---</td> <td>Peak</td> </tr> </tbody> </table>	Limit	Read	Ant	Cable	Preamp	Aux	APos	TPos	Remark	Freq	Level	Line	Margin	Level	Factor	Loss	Factor	Factor	MHz	dBuV/m	dBuV/m	dB	dBuV	dB/m	dB	dB	dB	1	4824.00	42.82	74.00	-31.18	60.06	34.20	9.47	60.91	0.00	---	---	PEAK	2	6915.00	47.68	83.15	-35.47	60.52	35.63	11.41	59.88	0.00	---	---	Peak
Limit	Read	Ant	Cable	Preamp	Aux	APos	TPos	Remark																																																																																							
Freq	Level	Line	Margin	Level	Factor	Loss	Factor	Factor																																																																																							
MHz	dBuV/m	dBuV/m	dB	dBuV	dB/m	dB	dB	dB																																																																																							
1	4824.00	42.64	74.00	-31.36	59.88	34.20	9.47	60.91	0.00	---	---	PEAK																																																																																			
Limit	Read	Ant	Cable	Preamp	Aux	APos	TPos	Remark																																																																																							
Freq	Level	Line	Margin	Level	Factor	Loss	Factor	Factor																																																																																							
MHz	dBuV/m	dBuV/m	dB	dBuV	dB/m	dB	dB	dB																																																																																							
1	4824.00	42.82	74.00	-31.18	60.06	34.20	9.47	60.91	0.00	---	---	PEAK																																																																																			
2	6915.00	47.68	83.15	-35.47	60.52	35.63	11.41	59.88	0.00	---	---	Peak																																																																																			

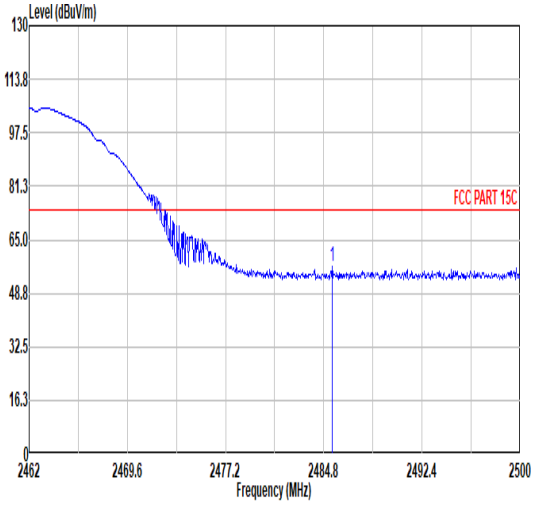
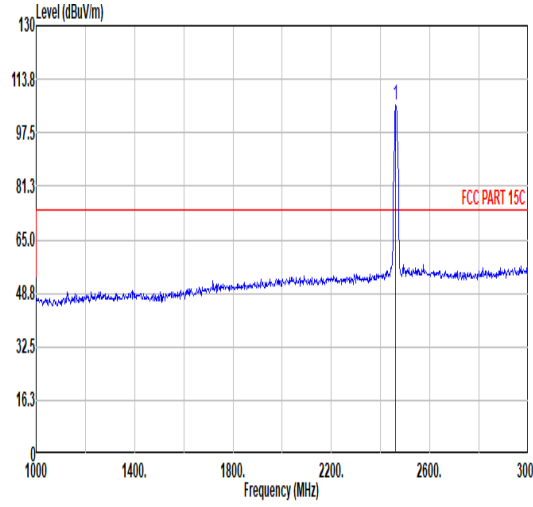
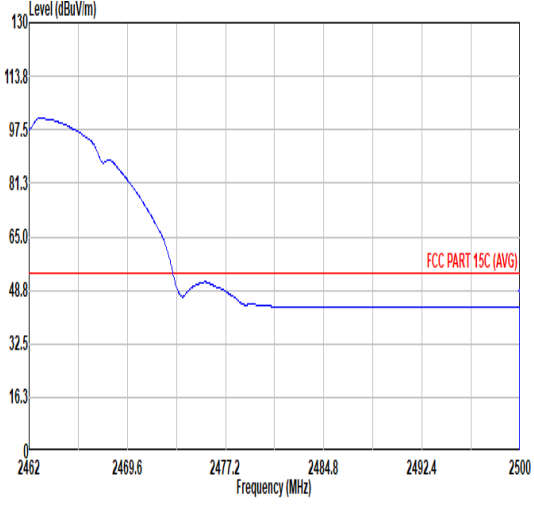
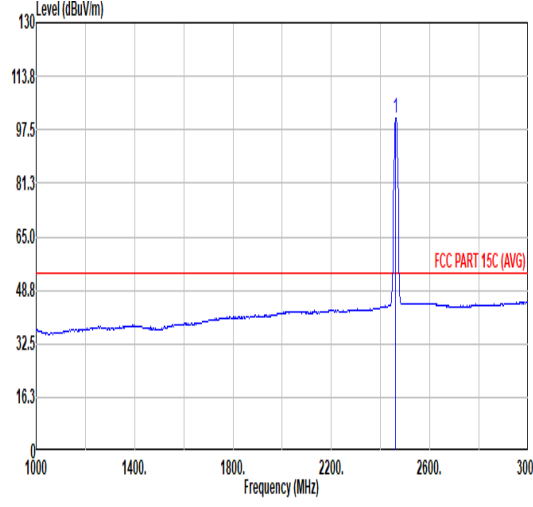


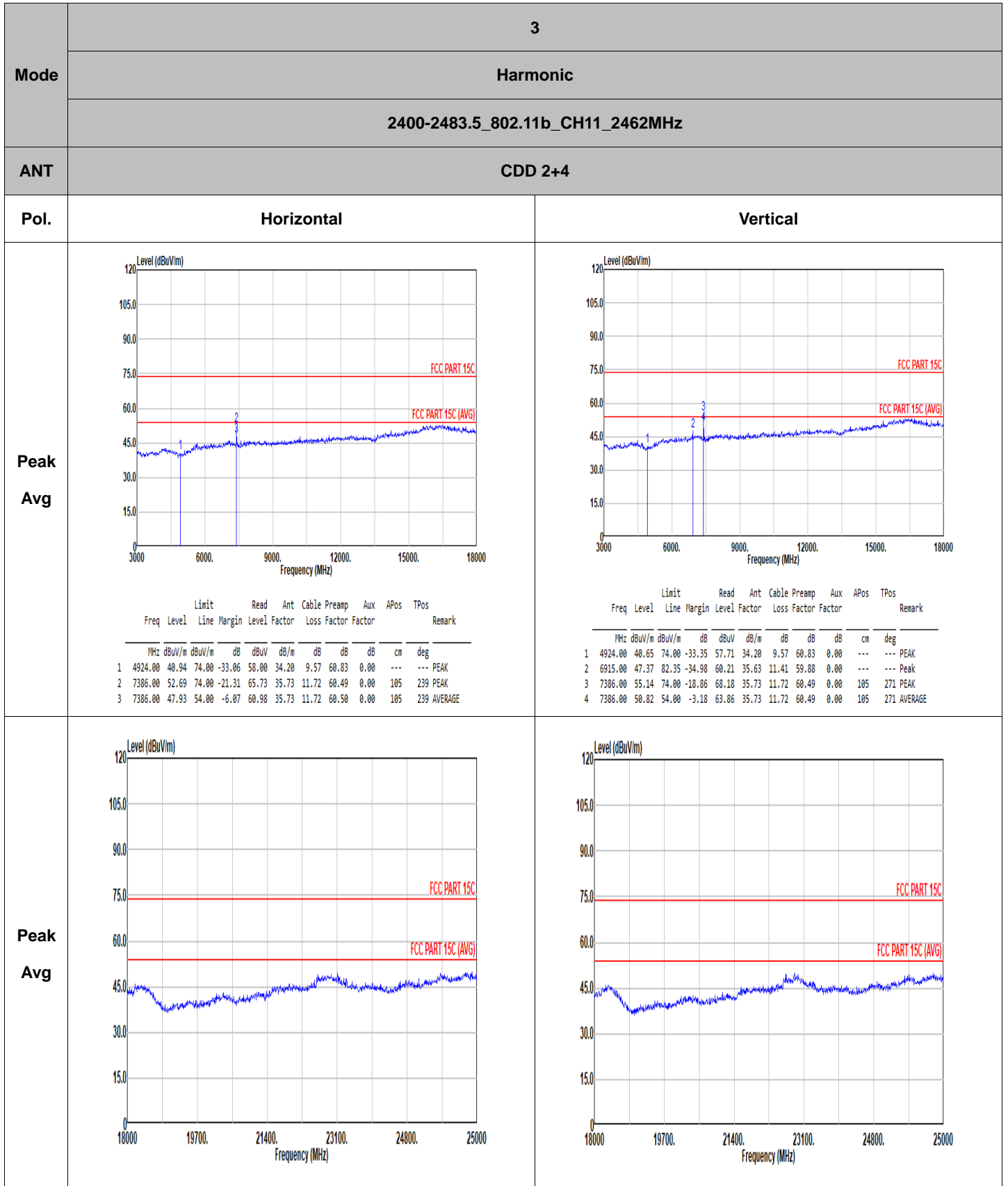
Mode	2																																																																						
	Harmonic																																																																						
	2400-2483.5_802.11b_CH06_2437MHz																																																																						
ANT	CDD 2+4																																																																						
Pol.	Horizontal	Vertical																																																																					
Peak Avg																																																																							
	<table border="1"> <thead> <tr> <th>Limit</th> <th>Read</th> <th>Ant</th> <th>Cable</th> <th>Preamp</th> <th>Aux</th> <th>APos</th> <th>TPos</th> <th colspan="2">Remark</th> </tr> <tr> <th>Freq</th> <th>Level</th> <th>Line</th> <th>Margin</th> <th>Level</th> <th>Factor</th> <th>Loss</th> <th>Factor</th> <th>Factor</th> <th></th> </tr> <tr> <th>MHz</th> <th>dBuV/m</th> <th>dBuV/m</th> <th>dB</th> <th>dBuV</th> <th>dB/m</th> <th>dB</th> <th>dB</th> <th>dB</th> <th>cm</th> <th>deg</th> </tr> </thead> <tbody> <tr> <td>1</td> <td>4874.00</td> <td>40.86</td> <td>74.00</td> <td>-33.14</td> <td>58.01</td> <td>34.20</td> <td>9.52</td> <td>60.87</td> <td>0.00</td> <td>---</td> <td>---</td> <td>PEAK</td> </tr> <tr> <td>2</td> <td>7311.00</td> <td>51.28</td> <td>74.00</td> <td>-22.72</td> <td>64.28</td> <td>35.64</td> <td>11.69</td> <td>60.33</td> <td>0.00</td> <td>103</td> <td>183</td> <td>PEAK</td> </tr> <tr> <td>3</td> <td>7311.00</td> <td>45.41</td> <td>54.00</td> <td>-8.59</td> <td>58.40</td> <td>35.65</td> <td>11.69</td> <td>60.33</td> <td>0.00</td> <td>103</td> <td>183</td> <td>AVERAGE</td> </tr> </tbody> </table>		Limit	Read	Ant	Cable	Preamp	Aux	APos	TPos	Remark		Freq	Level	Line	Margin	Level	Factor	Loss	Factor	Factor		MHz	dBuV/m	dBuV/m	dB	dBuV	dB/m	dB	dB	dB	cm	deg	1	4874.00	40.86	74.00	-33.14	58.01	34.20	9.52	60.87	0.00	---	---	PEAK	2	7311.00	51.28	74.00	-22.72	64.28	35.64	11.69	60.33	0.00	103	183	PEAK	3	7311.00	45.41	54.00	-8.59	58.40	35.65	11.69	60.33	0.00	103	183
Limit	Read	Ant	Cable	Preamp	Aux	APos	TPos	Remark																																																															
Freq	Level	Line	Margin	Level	Factor	Loss	Factor	Factor																																																															
MHz	dBuV/m	dBuV/m	dB	dBuV	dB/m	dB	dB	dB	cm	deg																																																													
1	4874.00	40.86	74.00	-33.14	58.01	34.20	9.52	60.87	0.00	---	---	PEAK																																																											
2	7311.00	51.28	74.00	-22.72	64.28	35.64	11.69	60.33	0.00	103	183	PEAK																																																											
3	7311.00	45.41	54.00	-8.59	58.40	35.65	11.69	60.33	0.00	103	183	AVERAGE																																																											



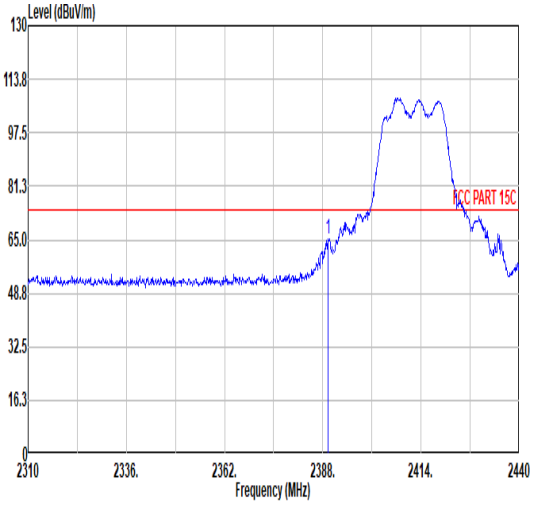
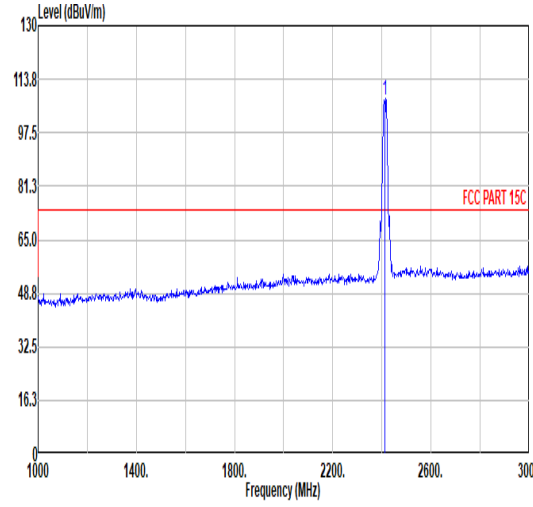
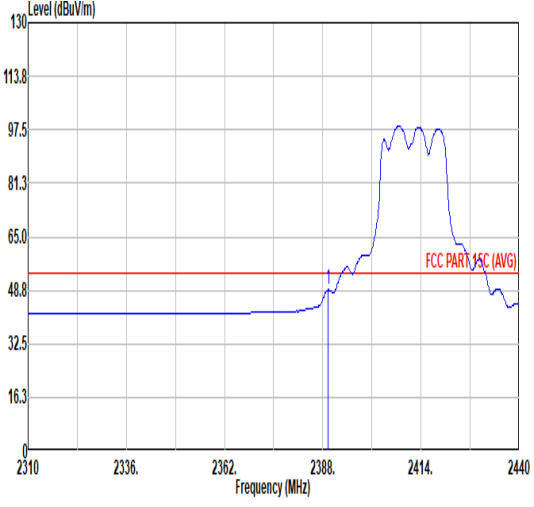
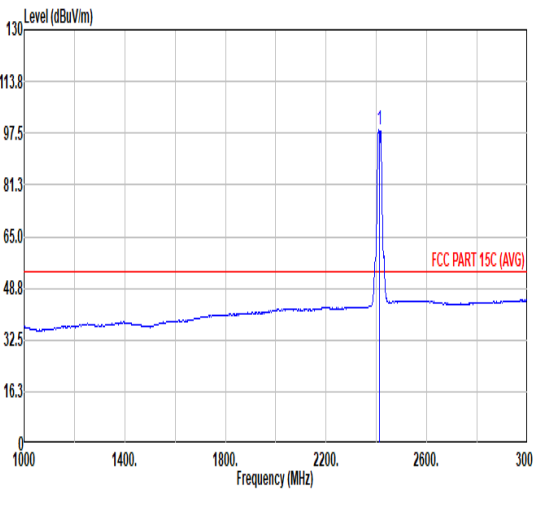
Mode	3																																																																																	
	Band Edge																																																																																	
	2400-2483.5_802.11b_CH11_2462MHz																																																																																	
ANT	CDD 2+4																																																																																	
Pol.	Horizontal	Fundamental																																																																																
Peak	 <table border="1" data-bbox="263 1153 774 1288"> <thead> <tr> <th>Limit</th> <th>Read</th> <th>Ant</th> <th>Cable</th> <th>Preamp</th> <th>Aux</th> <th>APos</th> <th>TPos</th> <th>Remark</th> </tr> <tr> <th>Freq</th> <th>Level</th> <th>Line</th> <th>Margin</th> <th>Level</th> <th>Factor</th> <th>Loss</th> <th>Factor</th> <th>Factor</th> </tr> <tr> <th>MHz</th> <th>dBuV/m</th> <th>dBuV/m</th> <th>dB</th> <th>dBuV</th> <th>dB/m</th> <th>dB</th> <th>dB</th> <th>dB</th> </tr> </thead> <tbody> <tr> <td>1</td> <td>2493.08</td> <td>55.98</td> <td>74.00</td> <td>-18.02</td> <td>42.99</td> <td>32.84</td> <td>6.75</td> <td>32.60</td> <td>6.00</td> <td>164</td> <td>147</td> <td>PEAK</td> </tr> </tbody> </table>	Limit	Read	Ant	Cable	Preamp	Aux	APos	TPos	Remark	Freq	Level	Line	Margin	Level	Factor	Loss	Factor	Factor	MHz	dBuV/m	dBuV/m	dB	dBuV	dB/m	dB	dB	dB	1	2493.08	55.98	74.00	-18.02	42.99	32.84	6.75	32.60	6.00	164	147	PEAK	 <table border="1" data-bbox="901 1153 1412 1288"> <thead> <tr> <th>Limit</th> <th>Read</th> <th>Ant</th> <th>Cable</th> <th>Preamp</th> <th>Aux</th> <th>APos</th> <th>TPos</th> <th>Remark</th> </tr> <tr> <th>Freq</th> <th>Level</th> <th>Line</th> <th>Margin</th> <th>Level</th> <th>Factor</th> <th>Loss</th> <th>Factor</th> <th>Factor</th> </tr> <tr> <th>MHz</th> <th>dBuV/m</th> <th>dBuV/m</th> <th>dB</th> <th>dBuV</th> <th>dB/m</th> <th>dB</th> <th>dB</th> <th>dB</th> </tr> </thead> <tbody> <tr> <td>1</td> <td>2462.00</td> <td>108.40</td> <td>-----</td> <td>-----</td> <td>95.78</td> <td>32.60</td> <td>6.70</td> <td>32.68</td> <td>6.00</td> <td>164</td> <td>147</td> <td>PEAK</td> </tr> </tbody> </table>	Limit	Read	Ant	Cable	Preamp	Aux	APos	TPos	Remark	Freq	Level	Line	Margin	Level	Factor	Loss	Factor	Factor	MHz	dBuV/m	dBuV/m	dB	dBuV	dB/m	dB	dB	dB	1	2462.00	108.40	-----	-----	95.78	32.60	6.70	32.68	6.00	164	147	PEAK
	Limit	Read	Ant	Cable	Preamp	Aux	APos	TPos	Remark																																																																									
Freq	Level	Line	Margin	Level	Factor	Loss	Factor	Factor																																																																										
MHz	dBuV/m	dBuV/m	dB	dBuV	dB/m	dB	dB	dB																																																																										
1	2493.08	55.98	74.00	-18.02	42.99	32.84	6.75	32.60	6.00	164	147	PEAK																																																																						
Limit	Read	Ant	Cable	Preamp	Aux	APos	TPos	Remark																																																																										
Freq	Level	Line	Margin	Level	Factor	Loss	Factor	Factor																																																																										
MHz	dBuV/m	dBuV/m	dB	dBuV	dB/m	dB	dB	dB																																																																										
1	2462.00	108.40	-----	-----	95.78	32.60	6.70	32.68	6.00	164	147	PEAK																																																																						
Avg	 <table border="1" data-bbox="263 1836 774 1971"> <thead> <tr> <th>Limit</th> <th>Read</th> <th>Ant</th> <th>Cable</th> <th>Preamp</th> <th>Aux</th> <th>APos</th> <th>TPos</th> <th>Remark</th> </tr> <tr> <th>Freq</th> <th>Level</th> <th>Line</th> <th>Margin</th> <th>Level</th> <th>Factor</th> <th>Loss</th> <th>Factor</th> <th>Factor</th> </tr> <tr> <th>MHz</th> <th>dBuV/m</th> <th>dBuV/m</th> <th>dB</th> <th>dBuV</th> <th>dB/m</th> <th>dB</th> <th>dB</th> <th>dB</th> </tr> </thead> <tbody> <tr> <td>1</td> <td>2486.28</td> <td>43.89</td> <td>54.00</td> <td>-10.11</td> <td>30.98</td> <td>32.79</td> <td>6.74</td> <td>32.62</td> <td>6.00</td> <td>164</td> <td>147</td> <td>AVERAGE</td> </tr> </tbody> </table>	Limit	Read	Ant	Cable	Preamp	Aux	APos	TPos	Remark	Freq	Level	Line	Margin	Level	Factor	Loss	Factor	Factor	MHz	dBuV/m	dBuV/m	dB	dBuV	dB/m	dB	dB	dB	1	2486.28	43.89	54.00	-10.11	30.98	32.79	6.74	32.62	6.00	164	147	AVERAGE	 <table border="1" data-bbox="901 1836 1412 1971"> <thead> <tr> <th>Limit</th> <th>Read</th> <th>Ant</th> <th>Cable</th> <th>Preamp</th> <th>Aux</th> <th>APos</th> <th>TPos</th> <th>Remark</th> </tr> <tr> <th>Freq</th> <th>Level</th> <th>Line</th> <th>Margin</th> <th>Level</th> <th>Factor</th> <th>Loss</th> <th>Factor</th> <th>Factor</th> </tr> <tr> <th>MHz</th> <th>dBuV/m</th> <th>dBuV/m</th> <th>dB</th> <th>dBuV</th> <th>dB/m</th> <th>dB</th> <th>dB</th> <th>dB</th> </tr> </thead> <tbody> <tr> <td>1</td> <td>2462.00</td> <td>103.96</td> <td>-----</td> <td>-----</td> <td>91.34</td> <td>32.60</td> <td>6.70</td> <td>32.68</td> <td>6.00</td> <td>164</td> <td>147</td> <td>AVERAGE</td> </tr> </tbody> </table>	Limit	Read	Ant	Cable	Preamp	Aux	APos	TPos	Remark	Freq	Level	Line	Margin	Level	Factor	Loss	Factor	Factor	MHz	dBuV/m	dBuV/m	dB	dBuV	dB/m	dB	dB	dB	1	2462.00	103.96	-----	-----	91.34	32.60	6.70	32.68	6.00	164	147	AVERAGE
Limit	Read	Ant	Cable	Preamp	Aux	APos	TPos	Remark																																																																										
Freq	Level	Line	Margin	Level	Factor	Loss	Factor	Factor																																																																										
MHz	dBuV/m	dBuV/m	dB	dBuV	dB/m	dB	dB	dB																																																																										
1	2486.28	43.89	54.00	-10.11	30.98	32.79	6.74	32.62	6.00	164	147	AVERAGE																																																																						
Limit	Read	Ant	Cable	Preamp	Aux	APos	TPos	Remark																																																																										
Freq	Level	Line	Margin	Level	Factor	Loss	Factor	Factor																																																																										
MHz	dBuV/m	dBuV/m	dB	dBuV	dB/m	dB	dB	dB																																																																										
1	2462.00	103.96	-----	-----	91.34	32.60	6.70	32.68	6.00	164	147	AVERAGE																																																																						



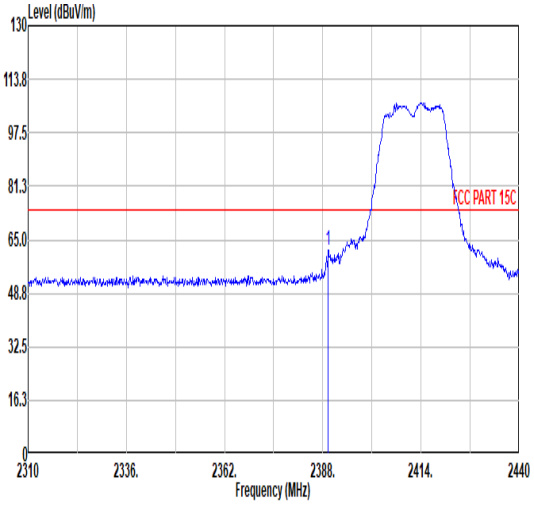
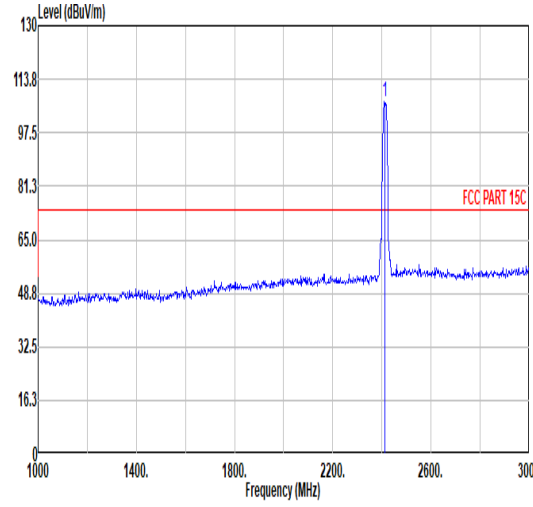
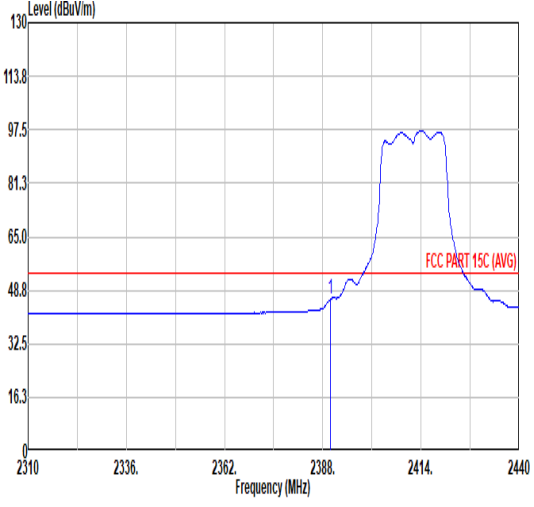
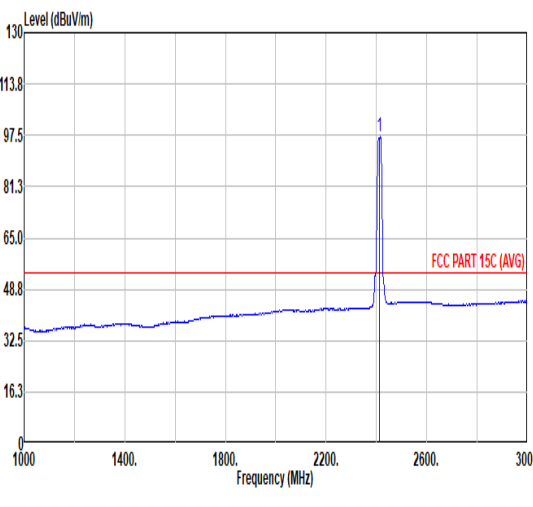
Mode	3																																																																																							
	Band Edge																																																																																							
	2400-2483.5_802.11b_CH11_2462MHz																																																																																							
ANT	CDD 2+4																																																																																							
Pol.	Vertical	Fundamental																																																																																						
Peak	 <table border="1" data-bbox="263 1153 774 1288"> <thead> <tr> <th>Limit</th> <th>Read</th> <th>Ant</th> <th>Cable</th> <th>Aux</th> <th>APos</th> <th>TPos</th> <th>Remark</th> </tr> <tr> <th>Freq</th> <th>Level</th> <th>Line</th> <th>Margin</th> <th>Level</th> <th>Factor</th> <th>Loss</th> <th>Factor</th> <th>Factor</th> <th>cm</th> <th>deg</th> </tr> <tr> <th>MHz</th> <th>dBuV/m</th> <th>dBuV/m</th> <th>dB</th> <th>dBuV</th> <th>dB/m</th> <th>dB</th> <th>dB</th> <th>dB</th> <th>cm</th> <th>deg</th> </tr> </thead> <tbody> <tr> <td>1</td> <td>2485.45</td> <td>56.82</td> <td>74.00</td> <td>-17.18</td> <td>43.92</td> <td>32.78</td> <td>6.74</td> <td>32.62</td> <td>6.00</td> <td>290</td> <td>125</td> <td>PEAK</td> </tr> </tbody> </table>	Limit	Read	Ant	Cable	Aux	APos	TPos	Remark	Freq	Level	Line	Margin	Level	Factor	Loss	Factor	Factor	cm	deg	MHz	dBuV/m	dBuV/m	dB	dBuV	dB/m	dB	dB	dB	cm	deg	1	2485.45	56.82	74.00	-17.18	43.92	32.78	6.74	32.62	6.00	290	125	PEAK	 <table border="1" data-bbox="901 1153 1412 1288"> <thead> <tr> <th>Limit</th> <th>Read</th> <th>Ant</th> <th>Cable</th> <th>Aux</th> <th>APos</th> <th>TPos</th> <th>Remark</th> </tr> <tr> <th>Freq</th> <th>Level</th> <th>Line</th> <th>Margin</th> <th>Level</th> <th>Factor</th> <th>Loss</th> <th>Factor</th> <th>Factor</th> <th>cm</th> <th>deg</th> </tr> <tr> <th>MHz</th> <th>dBuV/m</th> <th>dBuV/m</th> <th>dB</th> <th>dBuV</th> <th>dB/m</th> <th>dB</th> <th>dB</th> <th>dB</th> <th>cm</th> <th>deg</th> </tr> </thead> <tbody> <tr> <td>1</td> <td>2462.00</td> <td>105.75</td> <td>-----</td> <td>-----</td> <td>93.13</td> <td>32.60</td> <td>6.70</td> <td>32.68</td> <td>6.00</td> <td>290</td> <td>125</td> <td>PEAK</td> </tr> </tbody> </table>	Limit	Read	Ant	Cable	Aux	APos	TPos	Remark	Freq	Level	Line	Margin	Level	Factor	Loss	Factor	Factor	cm	deg	MHz	dBuV/m	dBuV/m	dB	dBuV	dB/m	dB	dB	dB	cm	deg	1	2462.00	105.75	-----	-----	93.13	32.60	6.70	32.68	6.00	290	125	PEAK
	Limit	Read	Ant	Cable	Aux	APos	TPos	Remark																																																																																
Freq	Level	Line	Margin	Level	Factor	Loss	Factor	Factor	cm	deg																																																																														
MHz	dBuV/m	dBuV/m	dB	dBuV	dB/m	dB	dB	dB	cm	deg																																																																														
1	2485.45	56.82	74.00	-17.18	43.92	32.78	6.74	32.62	6.00	290	125	PEAK																																																																												
Limit	Read	Ant	Cable	Aux	APos	TPos	Remark																																																																																	
Freq	Level	Line	Margin	Level	Factor	Loss	Factor	Factor	cm	deg																																																																														
MHz	dBuV/m	dBuV/m	dB	dBuV	dB/m	dB	dB	dB	cm	deg																																																																														
1	2462.00	105.75	-----	-----	93.13	32.60	6.70	32.68	6.00	290	125	PEAK																																																																												
Avg	 <table border="1" data-bbox="263 1836 774 1971"> <thead> <tr> <th>Limit</th> <th>Read</th> <th>Ant</th> <th>Cable</th> <th>Aux</th> <th>APos</th> <th>TPos</th> <th>Remark</th> </tr> <tr> <th>Freq</th> <th>Level</th> <th>Line</th> <th>Margin</th> <th>Level</th> <th>Factor</th> <th>Loss</th> <th>Factor</th> <th>Factor</th> <th>cm</th> <th>deg</th> </tr> <tr> <th>MHz</th> <th>dBuV/m</th> <th>dBuV/m</th> <th>dB</th> <th>dBuV</th> <th>dB/m</th> <th>dB</th> <th>dB</th> <th>dB</th> <th>cm</th> <th>deg</th> </tr> </thead> <tbody> <tr> <td>1</td> <td>2499.92</td> <td>43.65</td> <td>54.00</td> <td>-10.35</td> <td>30.57</td> <td>32.90</td> <td>6.76</td> <td>32.58</td> <td>6.00</td> <td>290</td> <td>125</td> <td>AVERAGE</td> </tr> </tbody> </table>	Limit	Read	Ant	Cable	Aux	APos	TPos	Remark	Freq	Level	Line	Margin	Level	Factor	Loss	Factor	Factor	cm	deg	MHz	dBuV/m	dBuV/m	dB	dBuV	dB/m	dB	dB	dB	cm	deg	1	2499.92	43.65	54.00	-10.35	30.57	32.90	6.76	32.58	6.00	290	125	AVERAGE	 <table border="1" data-bbox="901 1836 1412 1971"> <thead> <tr> <th>Limit</th> <th>Read</th> <th>Ant</th> <th>Cable</th> <th>Aux</th> <th>APos</th> <th>TPos</th> <th>Remark</th> </tr> <tr> <th>Freq</th> <th>Level</th> <th>Line</th> <th>Margin</th> <th>Level</th> <th>Factor</th> <th>Loss</th> <th>Factor</th> <th>Factor</th> <th>cm</th> <th>deg</th> </tr> <tr> <th>MHz</th> <th>dBuV/m</th> <th>dBuV/m</th> <th>dB</th> <th>dBuV</th> <th>dB/m</th> <th>dB</th> <th>dB</th> <th>dB</th> <th>cm</th> <th>deg</th> </tr> </thead> <tbody> <tr> <td>1</td> <td>2462.00</td> <td>101.22</td> <td>-----</td> <td>-----</td> <td>88.60</td> <td>32.60</td> <td>6.70</td> <td>32.68</td> <td>6.00</td> <td>290</td> <td>125</td> <td>AVERAGE</td> </tr> </tbody> </table>	Limit	Read	Ant	Cable	Aux	APos	TPos	Remark	Freq	Level	Line	Margin	Level	Factor	Loss	Factor	Factor	cm	deg	MHz	dBuV/m	dBuV/m	dB	dBuV	dB/m	dB	dB	dB	cm	deg	1	2462.00	101.22	-----	-----	88.60	32.60	6.70	32.68	6.00	290	125	AVERAGE
Limit	Read	Ant	Cable	Aux	APos	TPos	Remark																																																																																	
Freq	Level	Line	Margin	Level	Factor	Loss	Factor	Factor	cm	deg																																																																														
MHz	dBuV/m	dBuV/m	dB	dBuV	dB/m	dB	dB	dB	cm	deg																																																																														
1	2499.92	43.65	54.00	-10.35	30.57	32.90	6.76	32.58	6.00	290	125	AVERAGE																																																																												
Limit	Read	Ant	Cable	Aux	APos	TPos	Remark																																																																																	
Freq	Level	Line	Margin	Level	Factor	Loss	Factor	Factor	cm	deg																																																																														
MHz	dBuV/m	dBuV/m	dB	dBuV	dB/m	dB	dB	dB	cm	deg																																																																														
1	2462.00	101.22	-----	-----	88.60	32.60	6.70	32.68	6.00	290	125	AVERAGE																																																																												





Mode	4																																																																											
	Band Edge																																																																											
	2400-2483.5_802.11g_CH01_2412MHz																																																																											
ANT	CDD 2+4																																																																											
Pol.	Horizontal	Fundamental																																																																										
Peak	 <p>Level (dBuV/m) vs Frequency (MHz) plot for Horizontal polarization. The y-axis ranges from 0 to 130 dBuV/m, and the x-axis ranges from 2310 to 2440 MHz. A red horizontal line indicates the FCC PART 15C limit at approximately 75 dBuV/m. The spectrum shows a peak around 2412 MHz.</p> <table border="1"> <thead> <tr> <th>Limit</th> <th>Read</th> <th>Ant</th> <th>Cable Preamp</th> <th>Aux</th> <th>APos</th> <th>TPos</th> <th>Remark</th> </tr> <tr> <th>Freq</th> <th>Level</th> <th>Line</th> <th>Margin</th> <th>Level</th> <th>Factor</th> <th>Loss</th> <th>Factor</th> </tr> <tr> <th>MHz</th> <th>dBuV/m</th> <th>dBuV/m</th> <th>dB</th> <th>dBuV</th> <th>dB/m</th> <th>dB</th> <th>dB</th> </tr> </thead> <tbody> <tr> <td>1</td> <td>2389.30</td> <td>65.48</td> <td>74.00</td> <td>-8.52</td> <td>53.69</td> <td>32.05</td> <td>6.60</td> <td>32.86</td> <td>6.00</td> <td>100</td> <td>112</td> <td>PEAK</td> </tr> </tbody> </table>	Limit	Read	Ant	Cable Preamp	Aux	APos	TPos	Remark	Freq	Level	Line	Margin	Level	Factor	Loss	Factor	MHz	dBuV/m	dBuV/m	dB	dBuV	dB/m	dB	dB	1	2389.30	65.48	74.00	-8.52	53.69	32.05	6.60	32.86	6.00	100	112	PEAK	 <p>Level (dBuV/m) vs Frequency (MHz) plot for Fundamental polarization. The y-axis ranges from 0 to 130 dBuV/m, and the x-axis ranges from 1000 to 3000 MHz. A red horizontal line indicates the FCC PART 15C limit at approximately 75 dBuV/m. The spectrum shows a sharp peak at 2412 MHz.</p> <table border="1"> <thead> <tr> <th>Limit</th> <th>Read</th> <th>Ant</th> <th>Cable Preamp</th> <th>Aux</th> <th>APos</th> <th>TPos</th> <th>Remark</th> </tr> <tr> <th>Freq</th> <th>Level</th> <th>Line</th> <th>Margin</th> <th>Level</th> <th>Factor</th> <th>Loss</th> <th>Factor</th> </tr> <tr> <th>MHz</th> <th>dBuV/m</th> <th>dBuV/m</th> <th>dB</th> <th>dBuV</th> <th>dB/m</th> <th>dB</th> <th>dB</th> </tr> </thead> <tbody> <tr> <td>1</td> <td>2412.00</td> <td>107.68</td> <td>-----</td> <td>-----</td> <td>95.63</td> <td>32.25</td> <td>6.63</td> <td>32.83</td> <td>6.00</td> <td>100</td> <td>112</td> <td>PEAK</td> </tr> </tbody> </table>	Limit	Read	Ant	Cable Preamp	Aux	APos	TPos	Remark	Freq	Level	Line	Margin	Level	Factor	Loss	Factor	MHz	dBuV/m	dBuV/m	dB	dBuV	dB/m	dB	dB	1	2412.00	107.68	-----	-----	95.63	32.25	6.63	32.83	6.00	100	112	PEAK
	Limit	Read	Ant	Cable Preamp	Aux	APos	TPos	Remark																																																																				
Freq	Level	Line	Margin	Level	Factor	Loss	Factor																																																																					
MHz	dBuV/m	dBuV/m	dB	dBuV	dB/m	dB	dB																																																																					
1	2389.30	65.48	74.00	-8.52	53.69	32.05	6.60	32.86	6.00	100	112	PEAK																																																																
Limit	Read	Ant	Cable Preamp	Aux	APos	TPos	Remark																																																																					
Freq	Level	Line	Margin	Level	Factor	Loss	Factor																																																																					
MHz	dBuV/m	dBuV/m	dB	dBuV	dB/m	dB	dB																																																																					
1	2412.00	107.68	-----	-----	95.63	32.25	6.63	32.83	6.00	100	112	PEAK																																																																
Avg	 <p>Level (dBuV/m) vs Frequency (MHz) plot for Horizontal polarization showing the average spectrum. The y-axis ranges from 0 to 130 dBuV/m, and the x-axis ranges from 2310 to 2440 MHz. A red horizontal line indicates the FCC PART 15C (AVG) limit at approximately 55 dBuV/m. The spectrum shows a peak around 2412 MHz.</p> <table border="1"> <thead> <tr> <th>Limit</th> <th>Read</th> <th>Ant</th> <th>Cable Preamp</th> <th>Aux</th> <th>APos</th> <th>TPos</th> <th>Remark</th> </tr> <tr> <th>Freq</th> <th>Level</th> <th>Line</th> <th>Margin</th> <th>Level</th> <th>Factor</th> <th>Loss</th> <th>Factor</th> </tr> <tr> <th>MHz</th> <th>dBuV/m</th> <th>dBuV/m</th> <th>dB</th> <th>dBuV</th> <th>dB/m</th> <th>dB</th> <th>dB</th> </tr> </thead> <tbody> <tr> <td>1</td> <td>2389.43</td> <td>48.85</td> <td>54.00</td> <td>-5.15</td> <td>37.06</td> <td>32.05</td> <td>6.60</td> <td>32.86</td> <td>6.00</td> <td>100</td> <td>112</td> <td>AVERAGE</td> </tr> </tbody> </table>	Limit	Read	Ant	Cable Preamp	Aux	APos	TPos	Remark	Freq	Level	Line	Margin	Level	Factor	Loss	Factor	MHz	dBuV/m	dBuV/m	dB	dBuV	dB/m	dB	dB	1	2389.43	48.85	54.00	-5.15	37.06	32.05	6.60	32.86	6.00	100	112	AVERAGE	 <p>Level (dBuV/m) vs Frequency (MHz) plot for Fundamental polarization showing the average spectrum. The y-axis ranges from 0 to 130 dBuV/m, and the x-axis ranges from 1000 to 3000 MHz. A red horizontal line indicates the FCC PART 15C (AVG) limit at approximately 55 dBuV/m. The spectrum shows a sharp peak at 2412 MHz.</p> <table border="1"> <thead> <tr> <th>Limit</th> <th>Read</th> <th>Ant</th> <th>Cable Preamp</th> <th>Aux</th> <th>APos</th> <th>TPos</th> <th>Remark</th> </tr> <tr> <th>Freq</th> <th>Level</th> <th>Line</th> <th>Margin</th> <th>Level</th> <th>Factor</th> <th>Loss</th> <th>Factor</th> </tr> <tr> <th>MHz</th> <th>dBuV/m</th> <th>dBuV/m</th> <th>dB</th> <th>dBuV</th> <th>dB/m</th> <th>dB</th> <th>dB</th> </tr> </thead> <tbody> <tr> <td>1</td> <td>2412.00</td> <td>98.63</td> <td>-----</td> <td>-----</td> <td>86.58</td> <td>32.25</td> <td>6.63</td> <td>32.83</td> <td>6.00</td> <td>100</td> <td>112</td> <td>AVERAGE</td> </tr> </tbody> </table>	Limit	Read	Ant	Cable Preamp	Aux	APos	TPos	Remark	Freq	Level	Line	Margin	Level	Factor	Loss	Factor	MHz	dBuV/m	dBuV/m	dB	dBuV	dB/m	dB	dB	1	2412.00	98.63	-----	-----	86.58	32.25	6.63	32.83	6.00	100	112	AVERAGE
Limit	Read	Ant	Cable Preamp	Aux	APos	TPos	Remark																																																																					
Freq	Level	Line	Margin	Level	Factor	Loss	Factor																																																																					
MHz	dBuV/m	dBuV/m	dB	dBuV	dB/m	dB	dB																																																																					
1	2389.43	48.85	54.00	-5.15	37.06	32.05	6.60	32.86	6.00	100	112	AVERAGE																																																																
Limit	Read	Ant	Cable Preamp	Aux	APos	TPos	Remark																																																																					
Freq	Level	Line	Margin	Level	Factor	Loss	Factor																																																																					
MHz	dBuV/m	dBuV/m	dB	dBuV	dB/m	dB	dB																																																																					
1	2412.00	98.63	-----	-----	86.58	32.25	6.63	32.83	6.00	100	112	AVERAGE																																																																



Mode	4																																																																									
	Band Edge																																																																									
	2400-2483.5_802.11g_CH01_2412MHz																																																																									
ANT	CDD 2+4																																																																									
Pol.	Vertical	Fundamental																																																																								
Peak	 <p>Level (dBuV/m) vs Frequency (MHz) for Vertical polarization. The plot shows a signal peak around 2412 MHz. A red horizontal line indicates the FCC PART 15C limit at approximately 75 dBuV/m.</p> <table border="1"> <thead> <tr> <th>Limit</th> <th>Read</th> <th>Ant</th> <th>Cable</th> <th>Aux</th> <th>APos</th> <th>TPos</th> <th>Remark</th> </tr> <tr> <th>Freq</th> <th>Level</th> <th>Line</th> <th>Margin</th> <th>Level</th> <th>Factor</th> <th>Loss</th> <th>Factor</th> </tr> <tr> <th>MHz</th> <th>dBuV/m</th> <th>dBuV/m</th> <th>dB</th> <th>dBuV</th> <th>dB/m</th> <th>dB</th> <th>dB</th> </tr> </thead> <tbody> <tr> <td>1 2389.43</td> <td>61.90</td> <td>74.00</td> <td>-12.10</td> <td>50.11</td> <td>32.05</td> <td>6.60</td> <td>32.86</td> <td>6.00</td> <td>386</td> <td>142</td> <td>PEAK</td> </tr> </tbody> </table>	Limit	Read	Ant	Cable	Aux	APos	TPos	Remark	Freq	Level	Line	Margin	Level	Factor	Loss	Factor	MHz	dBuV/m	dBuV/m	dB	dBuV	dB/m	dB	dB	1 2389.43	61.90	74.00	-12.10	50.11	32.05	6.60	32.86	6.00	386	142	PEAK	 <p>Level (dBuV/m) vs Frequency (MHz) for Fundamental polarization. The plot shows a sharp signal peak at 2412 MHz. A red horizontal line indicates the FCC PART 15C limit at approximately 75 dBuV/m.</p> <table border="1"> <thead> <tr> <th>Limit</th> <th>Read</th> <th>Ant</th> <th>Cable</th> <th>Aux</th> <th>APos</th> <th>TPos</th> <th>Remark</th> </tr> <tr> <th>Freq</th> <th>Level</th> <th>Line</th> <th>Margin</th> <th>Level</th> <th>Factor</th> <th>Loss</th> <th>Factor</th> </tr> <tr> <th>MHz</th> <th>dBuV/m</th> <th>dBuV/m</th> <th>dB</th> <th>dBuV</th> <th>dB/m</th> <th>dB</th> <th>dB</th> </tr> </thead> <tbody> <tr> <td>1 2412.00</td> <td>107.01</td> <td>-----</td> <td>-----</td> <td>94.96</td> <td>32.25</td> <td>6.63</td> <td>32.83</td> <td>6.00</td> <td>386</td> <td>142</td> <td>PEAK</td> </tr> </tbody> </table>	Limit	Read	Ant	Cable	Aux	APos	TPos	Remark	Freq	Level	Line	Margin	Level	Factor	Loss	Factor	MHz	dBuV/m	dBuV/m	dB	dBuV	dB/m	dB	dB	1 2412.00	107.01	-----	-----	94.96	32.25	6.63	32.83	6.00	386	142	PEAK
	Limit	Read	Ant	Cable	Aux	APos	TPos	Remark																																																																		
Freq	Level	Line	Margin	Level	Factor	Loss	Factor																																																																			
MHz	dBuV/m	dBuV/m	dB	dBuV	dB/m	dB	dB																																																																			
1 2389.43	61.90	74.00	-12.10	50.11	32.05	6.60	32.86	6.00	386	142	PEAK																																																															
Limit	Read	Ant	Cable	Aux	APos	TPos	Remark																																																																			
Freq	Level	Line	Margin	Level	Factor	Loss	Factor																																																																			
MHz	dBuV/m	dBuV/m	dB	dBuV	dB/m	dB	dB																																																																			
1 2412.00	107.01	-----	-----	94.96	32.25	6.63	32.83	6.00	386	142	PEAK																																																															
Avg	 <p>Level (dBuV/m) vs Frequency (MHz) for Vertical polarization. The plot shows the average signal level. A red horizontal line indicates the FCC PART 15C (AVG) limit at approximately 55 dBuV/m.</p> <table border="1"> <thead> <tr> <th>Limit</th> <th>Read</th> <th>Ant</th> <th>Cable</th> <th>Aux</th> <th>APos</th> <th>TPos</th> <th>Remark</th> </tr> <tr> <th>Freq</th> <th>Level</th> <th>Line</th> <th>Margin</th> <th>Level</th> <th>Factor</th> <th>Loss</th> <th>Factor</th> </tr> <tr> <th>MHz</th> <th>dBuV/m</th> <th>dBuV/m</th> <th>dB</th> <th>dBuV</th> <th>dB/m</th> <th>dB</th> <th>dB</th> </tr> </thead> <tbody> <tr> <td>1 2389.95</td> <td>45.92</td> <td>54.00</td> <td>-8.08</td> <td>34.12</td> <td>32.06</td> <td>6.60</td> <td>32.86</td> <td>6.00</td> <td>386</td> <td>142</td> <td>AVERAGE</td> </tr> </tbody> </table>	Limit	Read	Ant	Cable	Aux	APos	TPos	Remark	Freq	Level	Line	Margin	Level	Factor	Loss	Factor	MHz	dBuV/m	dBuV/m	dB	dBuV	dB/m	dB	dB	1 2389.95	45.92	54.00	-8.08	34.12	32.06	6.60	32.86	6.00	386	142	AVERAGE	 <p>Level (dBuV/m) vs Frequency (MHz) for Fundamental polarization. The plot shows the average signal level. A red horizontal line indicates the FCC PART 15C (AVG) limit at approximately 55 dBuV/m.</p> <table border="1"> <thead> <tr> <th>Limit</th> <th>Read</th> <th>Ant</th> <th>Cable</th> <th>Aux</th> <th>APos</th> <th>TPos</th> <th>Remark</th> </tr> <tr> <th>Freq</th> <th>Level</th> <th>Line</th> <th>Margin</th> <th>Level</th> <th>Factor</th> <th>Loss</th> <th>Factor</th> </tr> <tr> <th>MHz</th> <th>dBuV/m</th> <th>dBuV/m</th> <th>dB</th> <th>dBuV</th> <th>dB/m</th> <th>dB</th> <th>dB</th> </tr> </thead> <tbody> <tr> <td>1 2412.00</td> <td>97.34</td> <td>-----</td> <td>-----</td> <td>85.23</td> <td>32.28</td> <td>6.64</td> <td>32.81</td> <td>6.00</td> <td>386</td> <td>142</td> <td>AVERAGE</td> </tr> </tbody> </table>	Limit	Read	Ant	Cable	Aux	APos	TPos	Remark	Freq	Level	Line	Margin	Level	Factor	Loss	Factor	MHz	dBuV/m	dBuV/m	dB	dBuV	dB/m	dB	dB	1 2412.00	97.34	-----	-----	85.23	32.28	6.64	32.81	6.00	386	142	AVERAGE
Limit	Read	Ant	Cable	Aux	APos	TPos	Remark																																																																			
Freq	Level	Line	Margin	Level	Factor	Loss	Factor																																																																			
MHz	dBuV/m	dBuV/m	dB	dBuV	dB/m	dB	dB																																																																			
1 2389.95	45.92	54.00	-8.08	34.12	32.06	6.60	32.86	6.00	386	142	AVERAGE																																																															
Limit	Read	Ant	Cable	Aux	APos	TPos	Remark																																																																			
Freq	Level	Line	Margin	Level	Factor	Loss	Factor																																																																			
MHz	dBuV/m	dBuV/m	dB	dBuV	dB/m	dB	dB																																																																			
1 2412.00	97.34	-----	-----	85.23	32.28	6.64	32.81	6.00	386	142	AVERAGE																																																															



Mode	4																																																																																									
	Harmonic																																																																																									
	2400-2483.5_802.11g_CH01_2412MHz																																																																																									
ANT	CDD 2+4																																																																																									
Pol.	Horizontal	Vertical																																																																																								
Peak Avg	<table border="1"> <thead> <tr> <th>Limit</th> <th>Read</th> <th>Ant</th> <th>Cable</th> <th>Preamp</th> <th>Aux</th> <th>APos</th> <th>TPos</th> </tr> <tr> <th>Freq</th> <th>Level</th> <th>Line</th> <th>Margin</th> <th>Level</th> <th>Factor</th> <th>Loss</th> <th>Factor</th> </tr> <tr> <th>MHz</th> <th>dBuV/m</th> <th>dBuV/m</th> <th>dB</th> <th>dBuV</th> <th>dB/m</th> <th>dB</th> <th>dB</th> </tr> </thead> <tbody> <tr> <td>1</td> <td>4824.00</td> <td>43.81</td> <td>74.00</td> <td>-30.19</td> <td>61.05</td> <td>34.20</td> <td>9.47</td> </tr> <tr> <td>2</td> <td>7245.00</td> <td>56.48</td> <td>85.06</td> <td>-28.58</td> <td>69.22</td> <td>35.78</td> <td>11.66</td> </tr> </tbody> </table>	Limit	Read	Ant	Cable	Preamp	Aux	APos	TPos	Freq	Level	Line	Margin	Level	Factor	Loss	Factor	MHz	dBuV/m	dBuV/m	dB	dBuV	dB/m	dB	dB	1	4824.00	43.81	74.00	-30.19	61.05	34.20	9.47	2	7245.00	56.48	85.06	-28.58	69.22	35.78	11.66	<table border="1"> <thead> <tr> <th>Limit</th> <th>Read</th> <th>Ant</th> <th>Cable</th> <th>Preamp</th> <th>Aux</th> <th>APos</th> <th>TPos</th> </tr> <tr> <th>Freq</th> <th>Level</th> <th>Line</th> <th>Margin</th> <th>Level</th> <th>Factor</th> <th>Loss</th> <th>Factor</th> </tr> <tr> <th>MHz</th> <th>dBuV/m</th> <th>dBuV/m</th> <th>dB</th> <th>dBuV</th> <th>dB/m</th> <th>dB</th> <th>dB</th> </tr> </thead> <tbody> <tr> <td>1</td> <td>4824.00</td> <td>42.99</td> <td>74.00</td> <td>-31.01</td> <td>60.23</td> <td>34.20</td> <td>9.47</td> </tr> <tr> <td>2</td> <td>6915.00</td> <td>48.30</td> <td>82.50</td> <td>-34.20</td> <td>61.14</td> <td>35.63</td> <td>11.41</td> </tr> <tr> <td>3</td> <td>7245.00</td> <td>54.47</td> <td>82.50</td> <td>-28.03</td> <td>67.21</td> <td>35.78</td> <td>11.66</td> </tr> </tbody> </table>	Limit	Read	Ant	Cable	Preamp	Aux	APos	TPos	Freq	Level	Line	Margin	Level	Factor	Loss	Factor	MHz	dBuV/m	dBuV/m	dB	dBuV	dB/m	dB	dB	1	4824.00	42.99	74.00	-31.01	60.23	34.20	9.47	2	6915.00	48.30	82.50	-34.20	61.14	35.63	11.41	3	7245.00	54.47	82.50	-28.03	67.21	35.78	11.66
Limit	Read	Ant	Cable	Preamp	Aux	APos	TPos																																																																																			
Freq	Level	Line	Margin	Level	Factor	Loss	Factor																																																																																			
MHz	dBuV/m	dBuV/m	dB	dBuV	dB/m	dB	dB																																																																																			
1	4824.00	43.81	74.00	-30.19	61.05	34.20	9.47																																																																																			
2	7245.00	56.48	85.06	-28.58	69.22	35.78	11.66																																																																																			
Limit	Read	Ant	Cable	Preamp	Aux	APos	TPos																																																																																			
Freq	Level	Line	Margin	Level	Factor	Loss	Factor																																																																																			
MHz	dBuV/m	dBuV/m	dB	dBuV	dB/m	dB	dB																																																																																			
1	4824.00	42.99	74.00	-31.01	60.23	34.20	9.47																																																																																			
2	6915.00	48.30	82.50	-34.20	61.14	35.63	11.41																																																																																			
3	7245.00	54.47	82.50	-28.03	67.21	35.78	11.66																																																																																			

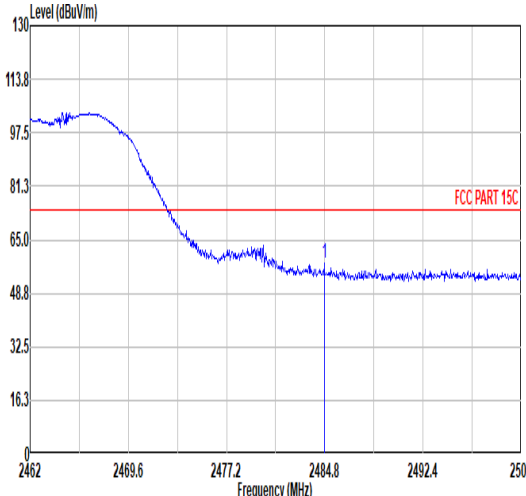
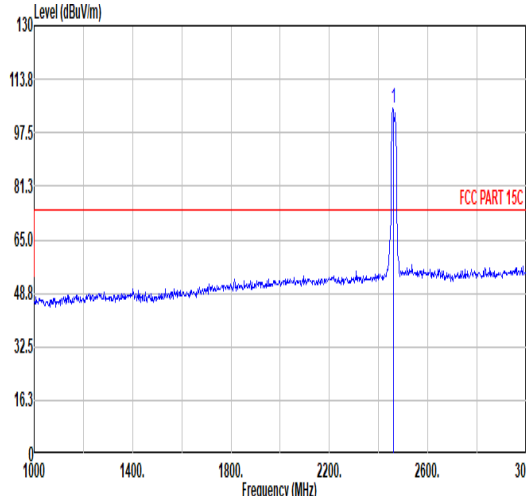
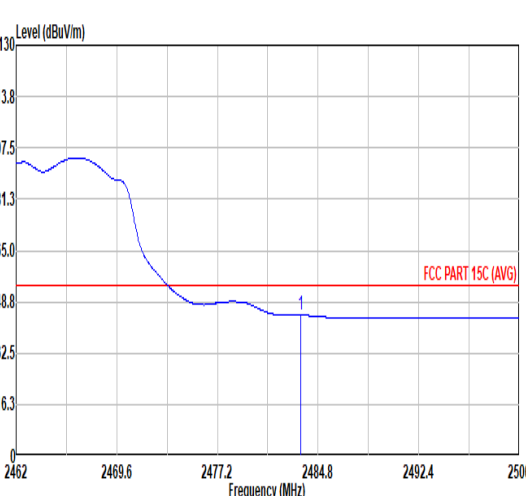
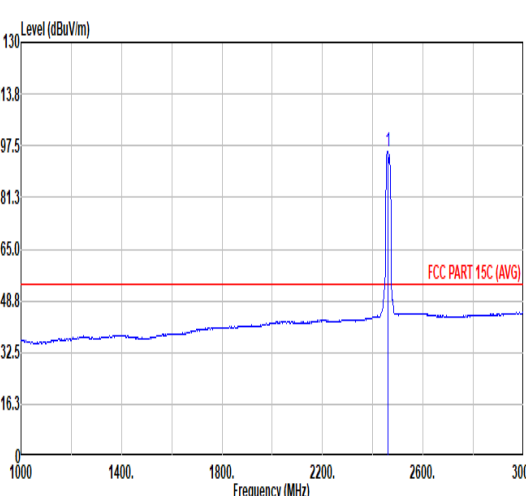


Mode	5																																																																																																																																																	
	Harmonic																																																																																																																																																	
	2400-2483.5_802.11g_CH06_2437MHz																																																																																																																																																	
ANT	CDD 2+4																																																																																																																																																	
Pol.	Horizontal	Vertical																																																																																																																																																
Peak Avg																																																																																																																																																		
	<table border="1"> <thead> <tr> <th>Limit</th> <th>Read</th> <th>Ant</th> <th>Cable</th> <th>Preamp</th> <th>Aux</th> <th>APos</th> <th>TPos</th> <th>Remark</th> </tr> <tr> <th>Freq</th> <th>Level</th> <th>Line</th> <th>Margin</th> <th>Level</th> <th>Factor</th> <th>Loss</th> <th>Factor</th> <th>Factor</th> </tr> <tr> <th>MHz</th> <th>dBuV/m</th> <th>dBuV/m</th> <th>dB</th> <th>dBuV</th> <th>dB/m</th> <th>dB</th> <th>dB</th> <th>dB</th> </tr> </thead> <tbody> <tr> <td>1</td> <td>4874.00</td> <td>43.51</td> <td>74.00</td> <td>-30.49</td> <td>60.66</td> <td>34.20</td> <td>9.52</td> <td>60.87</td> <td>0.00</td> <td>---</td> <td>---</td> <td>PEAK</td> </tr> <tr> <td>2</td> <td>7311.00</td> <td>55.89</td> <td>74.00</td> <td>-18.11</td> <td>68.89</td> <td>35.64</td> <td>11.69</td> <td>60.33</td> <td>0.00</td> <td>114</td> <td>181</td> <td>PEAK</td> </tr> <tr> <td>3</td> <td>7311.00</td> <td>43.11</td> <td>54.00</td> <td>-10.89</td> <td>56.11</td> <td>35.63</td> <td>11.69</td> <td>60.32</td> <td>0.00</td> <td>114</td> <td>181</td> <td>AVERAGE</td> </tr> </tbody> </table>	Limit	Read	Ant	Cable	Preamp	Aux	APos	TPos	Remark	Freq	Level	Line	Margin	Level	Factor	Loss	Factor	Factor	MHz	dBuV/m	dBuV/m	dB	dBuV	dB/m	dB	dB	dB	1	4874.00	43.51	74.00	-30.49	60.66	34.20	9.52	60.87	0.00	---	---	PEAK	2	7311.00	55.89	74.00	-18.11	68.89	35.64	11.69	60.33	0.00	114	181	PEAK	3	7311.00	43.11	54.00	-10.89	56.11	35.63	11.69	60.32	0.00	114	181	AVERAGE	<table border="1"> <thead> <tr> <th>Limit</th> <th>Read</th> <th>Ant</th> <th>Cable</th> <th>Preamp</th> <th>Aux</th> <th>APos</th> <th>TPos</th> <th>Remark</th> </tr> <tr> <th>Freq</th> <th>Level</th> <th>Line</th> <th>Margin</th> <th>Level</th> <th>Factor</th> <th>Loss</th> <th>Factor</th> <th>Factor</th> </tr> <tr> <th>MHz</th> <th>dBuV/m</th> <th>dBuV/m</th> <th>dB</th> <th>dBuV</th> <th>dB/m</th> <th>dB</th> <th>dB</th> <th>dB</th> </tr> </thead> <tbody> <tr> <td>1</td> <td>4874.00</td> <td>43.15</td> <td>74.00</td> <td>-30.85</td> <td>60.30</td> <td>34.20</td> <td>9.52</td> <td>60.87</td> <td>0.00</td> <td>---</td> <td>---</td> <td>PEAK</td> </tr> <tr> <td>2</td> <td>6915.00</td> <td>49.14</td> <td>85.11</td> <td>-35.97</td> <td>61.98</td> <td>35.63</td> <td>11.41</td> <td>59.88</td> <td>0.00</td> <td>---</td> <td>---</td> <td>Peak</td> </tr> <tr> <td>3</td> <td>7311.00</td> <td>58.87</td> <td>74.00</td> <td>-15.13</td> <td>71.87</td> <td>35.64</td> <td>11.69</td> <td>60.33</td> <td>0.00</td> <td>100</td> <td>277</td> <td>Peak</td> </tr> <tr> <td>4</td> <td>7311.00</td> <td>40.88</td> <td>54.00</td> <td>-13.12</td> <td>53.88</td> <td>35.63</td> <td>11.69</td> <td>60.32</td> <td>0.00</td> <td>100</td> <td>277</td> <td>AVERAGE</td> </tr> </tbody> </table>	Limit	Read	Ant	Cable	Preamp	Aux	APos	TPos	Remark	Freq	Level	Line	Margin	Level	Factor	Loss	Factor	Factor	MHz	dBuV/m	dBuV/m	dB	dBuV	dB/m	dB	dB	dB	1	4874.00	43.15	74.00	-30.85	60.30	34.20	9.52	60.87	0.00	---	---	PEAK	2	6915.00	49.14	85.11	-35.97	61.98	35.63	11.41	59.88	0.00	---	---	Peak	3	7311.00	58.87	74.00	-15.13	71.87	35.64	11.69	60.33	0.00	100	277	Peak	4	7311.00	40.88	54.00	-13.12	53.88	35.63	11.69	60.32	0.00	100	277
Limit	Read	Ant	Cable	Preamp	Aux	APos	TPos	Remark																																																																																																																																										
Freq	Level	Line	Margin	Level	Factor	Loss	Factor	Factor																																																																																																																																										
MHz	dBuV/m	dBuV/m	dB	dBuV	dB/m	dB	dB	dB																																																																																																																																										
1	4874.00	43.51	74.00	-30.49	60.66	34.20	9.52	60.87	0.00	---	---	PEAK																																																																																																																																						
2	7311.00	55.89	74.00	-18.11	68.89	35.64	11.69	60.33	0.00	114	181	PEAK																																																																																																																																						
3	7311.00	43.11	54.00	-10.89	56.11	35.63	11.69	60.32	0.00	114	181	AVERAGE																																																																																																																																						
Limit	Read	Ant	Cable	Preamp	Aux	APos	TPos	Remark																																																																																																																																										
Freq	Level	Line	Margin	Level	Factor	Loss	Factor	Factor																																																																																																																																										
MHz	dBuV/m	dBuV/m	dB	dBuV	dB/m	dB	dB	dB																																																																																																																																										
1	4874.00	43.15	74.00	-30.85	60.30	34.20	9.52	60.87	0.00	---	---	PEAK																																																																																																																																						
2	6915.00	49.14	85.11	-35.97	61.98	35.63	11.41	59.88	0.00	---	---	Peak																																																																																																																																						
3	7311.00	58.87	74.00	-15.13	71.87	35.64	11.69	60.33	0.00	100	277	Peak																																																																																																																																						
4	7311.00	40.88	54.00	-13.12	53.88	35.63	11.69	60.32	0.00	100	277	AVERAGE																																																																																																																																						



Mode	6																																																																																	
	Band Edge																																																																																	
	2400-2483.5_802.11g_CH11_2462MHz																																																																																	
ANT	CDD 2+4																																																																																	
Pol.	Horizontal	Fundamental																																																																																
Peak	<table border="1"> <thead> <tr> <th>Limit</th> <th>Read</th> <th>Ant</th> <th>Cable</th> <th>Preamp</th> <th>Aux</th> <th>APos</th> <th>TPos</th> <th>Remark</th> </tr> <tr> <th>Freq</th> <th>Level</th> <th>Line</th> <th>Margin</th> <th>Level</th> <th>Factor</th> <th>Loss</th> <th>Factor</th> <th>Factor</th> </tr> <tr> <th>MHz</th> <th>dBuV/m</th> <th>dBuV/m</th> <th>dB</th> <th>dBuV</th> <th>dB/m</th> <th>dB</th> <th>dB</th> <th>dB</th> </tr> </thead> <tbody> <tr> <td>1</td> <td>2483.51</td> <td>59.51</td> <td>74.00</td> <td>-14.49</td> <td>46.63</td> <td>32.77</td> <td>6.73</td> <td>32.62</td> <td>6.00</td> <td>132</td> <td>231</td> <td>PEAK</td> </tr> </tbody> </table>	Limit	Read	Ant	Cable	Preamp	Aux	APos	TPos	Remark	Freq	Level	Line	Margin	Level	Factor	Loss	Factor	Factor	MHz	dBuV/m	dBuV/m	dB	dBuV	dB/m	dB	dB	dB	1	2483.51	59.51	74.00	-14.49	46.63	32.77	6.73	32.62	6.00	132	231	PEAK	<table border="1"> <thead> <tr> <th>Limit</th> <th>Read</th> <th>Ant</th> <th>Cable</th> <th>Preamp</th> <th>Aux</th> <th>APos</th> <th>TPos</th> <th>Remark</th> </tr> <tr> <th>Freq</th> <th>Level</th> <th>Line</th> <th>Margin</th> <th>Level</th> <th>Factor</th> <th>Loss</th> <th>Factor</th> <th>Factor</th> </tr> <tr> <th>MHz</th> <th>dBuV/m</th> <th>dBuV/m</th> <th>dB</th> <th>dBuV</th> <th>dB/m</th> <th>dB</th> <th>dB</th> <th>dB</th> </tr> </thead> <tbody> <tr> <td>1</td> <td>2462.00</td> <td>110.39</td> <td>-----</td> <td>-----</td> <td>97.82</td> <td>32.56</td> <td>6.70</td> <td>32.69</td> <td>6.00</td> <td>132</td> <td>231</td> <td>PEAK</td> </tr> </tbody> </table>	Limit	Read	Ant	Cable	Preamp	Aux	APos	TPos	Remark	Freq	Level	Line	Margin	Level	Factor	Loss	Factor	Factor	MHz	dBuV/m	dBuV/m	dB	dBuV	dB/m	dB	dB	dB	1	2462.00	110.39	-----	-----	97.82	32.56	6.70	32.69	6.00	132	231	PEAK
	Limit	Read	Ant	Cable	Preamp	Aux	APos	TPos	Remark																																																																									
Freq	Level	Line	Margin	Level	Factor	Loss	Factor	Factor																																																																										
MHz	dBuV/m	dBuV/m	dB	dBuV	dB/m	dB	dB	dB																																																																										
1	2483.51	59.51	74.00	-14.49	46.63	32.77	6.73	32.62	6.00	132	231	PEAK																																																																						
Limit	Read	Ant	Cable	Preamp	Aux	APos	TPos	Remark																																																																										
Freq	Level	Line	Margin	Level	Factor	Loss	Factor	Factor																																																																										
MHz	dBuV/m	dBuV/m	dB	dBuV	dB/m	dB	dB	dB																																																																										
1	2462.00	110.39	-----	-----	97.82	32.56	6.70	32.69	6.00	132	231	PEAK																																																																						
Avg	<table border="1"> <thead> <tr> <th>Limit</th> <th>Read</th> <th>Ant</th> <th>Cable</th> <th>Preamp</th> <th>Aux</th> <th>APos</th> <th>TPos</th> <th>Remark</th> </tr> <tr> <th>Freq</th> <th>Level</th> <th>Line</th> <th>Margin</th> <th>Level</th> <th>Factor</th> <th>Loss</th> <th>Factor</th> <th>Factor</th> </tr> <tr> <th>MHz</th> <th>dBuV/m</th> <th>dBuV/m</th> <th>dB</th> <th>dBuV</th> <th>dB/m</th> <th>dB</th> <th>dB</th> <th>dB</th> </tr> </thead> <tbody> <tr> <td>1</td> <td>2483.51</td> <td>46.32</td> <td>54.00</td> <td>-7.68</td> <td>33.45</td> <td>32.77</td> <td>6.73</td> <td>32.63</td> <td>6.00</td> <td>132</td> <td>231</td> <td>AVERAGE</td> </tr> </tbody> </table>	Limit	Read	Ant	Cable	Preamp	Aux	APos	TPos	Remark	Freq	Level	Line	Margin	Level	Factor	Loss	Factor	Factor	MHz	dBuV/m	dBuV/m	dB	dBuV	dB/m	dB	dB	dB	1	2483.51	46.32	54.00	-7.68	33.45	32.77	6.73	32.63	6.00	132	231	AVERAGE	<table border="1"> <thead> <tr> <th>Limit</th> <th>Read</th> <th>Ant</th> <th>Cable</th> <th>Preamp</th> <th>Aux</th> <th>APos</th> <th>TPos</th> <th>Remark</th> </tr> <tr> <th>Freq</th> <th>Level</th> <th>Line</th> <th>Margin</th> <th>Level</th> <th>Factor</th> <th>Loss</th> <th>Factor</th> <th>Factor</th> </tr> <tr> <th>MHz</th> <th>dBuV/m</th> <th>dBuV/m</th> <th>dB</th> <th>dBuV</th> <th>dB/m</th> <th>dB</th> <th>dB</th> <th>dB</th> </tr> </thead> <tbody> <tr> <td>1</td> <td>2462.00</td> <td>100.68</td> <td>-----</td> <td>-----</td> <td>88.09</td> <td>32.58</td> <td>6.70</td> <td>32.69</td> <td>6.00</td> <td>132</td> <td>231</td> <td>AVERAGE</td> </tr> </tbody> </table>	Limit	Read	Ant	Cable	Preamp	Aux	APos	TPos	Remark	Freq	Level	Line	Margin	Level	Factor	Loss	Factor	Factor	MHz	dBuV/m	dBuV/m	dB	dBuV	dB/m	dB	dB	dB	1	2462.00	100.68	-----	-----	88.09	32.58	6.70	32.69	6.00	132	231	AVERAGE
Limit	Read	Ant	Cable	Preamp	Aux	APos	TPos	Remark																																																																										
Freq	Level	Line	Margin	Level	Factor	Loss	Factor	Factor																																																																										
MHz	dBuV/m	dBuV/m	dB	dBuV	dB/m	dB	dB	dB																																																																										
1	2483.51	46.32	54.00	-7.68	33.45	32.77	6.73	32.63	6.00	132	231	AVERAGE																																																																						
Limit	Read	Ant	Cable	Preamp	Aux	APos	TPos	Remark																																																																										
Freq	Level	Line	Margin	Level	Factor	Loss	Factor	Factor																																																																										
MHz	dBuV/m	dBuV/m	dB	dBuV	dB/m	dB	dB	dB																																																																										
1	2462.00	100.68	-----	-----	88.09	32.58	6.70	32.69	6.00	132	231	AVERAGE																																																																						

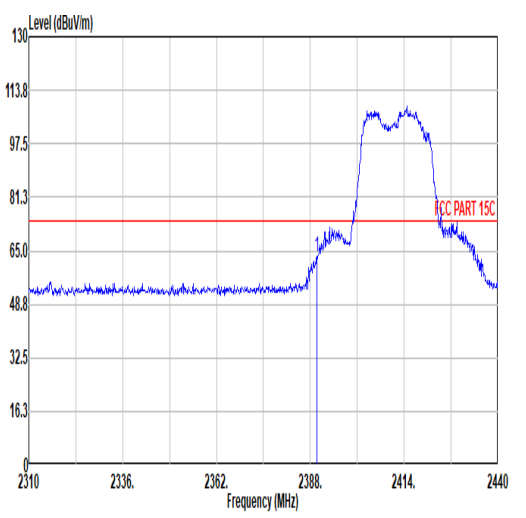
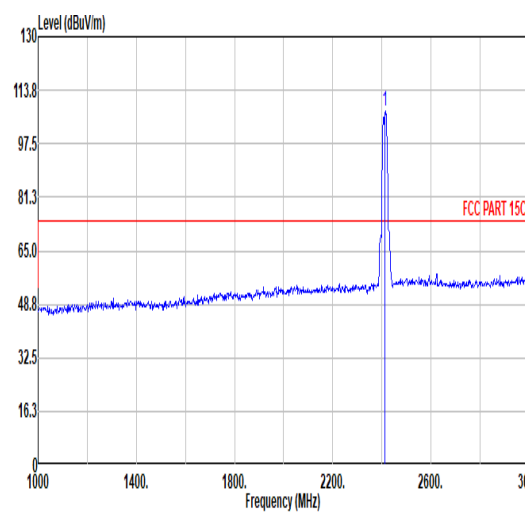
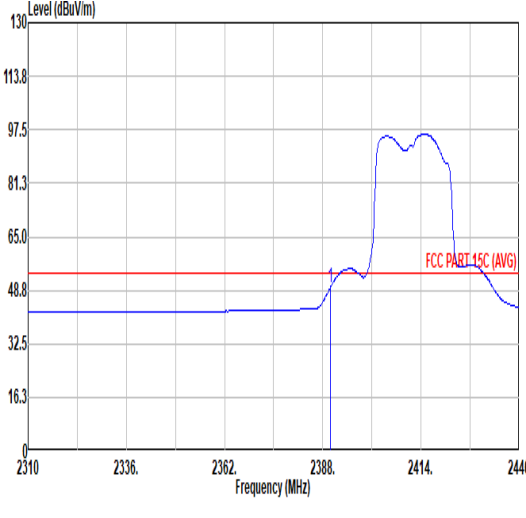
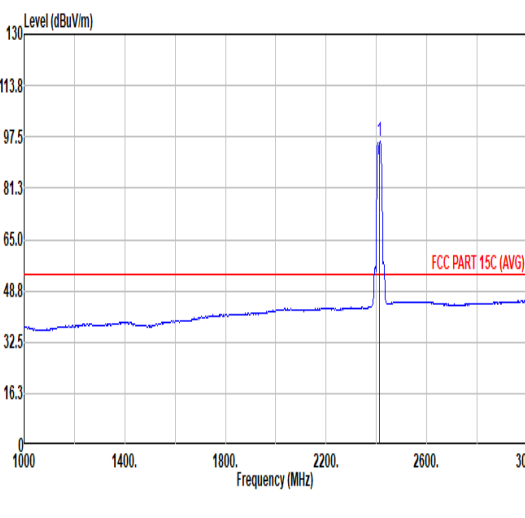


Mode	6																																																																											
	Band Edge																																																																											
	2400-2483.5_802.11g_CH11_2462MHz																																																																											
ANT	CDD 2+4																																																																											
Pol.	Vertical	Fundamental																																																																										
Peak	 <p>Level (dBuV/m) vs Frequency (MHz) plot for Vertical polarization. The plot shows a signal level starting at approximately 97.5 dBuV/m at 2462 MHz and decreasing to about 50 dBuV/m at 2500 MHz. A red horizontal line indicates the FCC PART 15C limit at approximately 74 dBuV/m. A peak is marked at 2484.8 MHz.</p> <table border="1"> <thead> <tr> <th>Limit</th> <th>Read</th> <th>Ant</th> <th>Cable</th> <th>Aux</th> <th>APos</th> <th>TPos</th> <th>Remark</th> </tr> <tr> <th>Freq</th> <th>Level</th> <th>Line</th> <th>Margin</th> <th>Level</th> <th>Factor</th> <th>Loss</th> <th>Factor</th> </tr> <tr> <th>MHz</th> <th>dBuV/m</th> <th>dBuV/m</th> <th>dB</th> <th>dBuV</th> <th>dB/m</th> <th>dB</th> <th>dB</th> </tr> </thead> <tbody> <tr> <td>1</td> <td>2484.76</td> <td>57.92</td> <td>74.00</td> <td>-16.08</td> <td>45.03</td> <td>32.78</td> <td>6.73</td> <td>32.62</td> <td>6.00</td> <td>300</td> <td>145</td> <td>PEAK</td> </tr> </tbody> </table>	Limit	Read	Ant	Cable	Aux	APos	TPos	Remark	Freq	Level	Line	Margin	Level	Factor	Loss	Factor	MHz	dBuV/m	dBuV/m	dB	dBuV	dB/m	dB	dB	1	2484.76	57.92	74.00	-16.08	45.03	32.78	6.73	32.62	6.00	300	145	PEAK	 <p>Level (dBuV/m) vs Frequency (MHz) plot for Fundamental polarization. The plot shows a signal level starting at approximately 48.8 dBuV/m at 1000 MHz and increasing to a sharp peak of about 105 dBuV/m at 2462 MHz. A red horizontal line indicates the FCC PART 15C limit at approximately 74 dBuV/m.</p> <table border="1"> <thead> <tr> <th>Limit</th> <th>Read</th> <th>Ant</th> <th>Cable</th> <th>Aux</th> <th>APos</th> <th>TPos</th> <th>Remark</th> </tr> <tr> <th>Freq</th> <th>Level</th> <th>Line</th> <th>Margin</th> <th>Level</th> <th>Factor</th> <th>Loss</th> <th>Factor</th> </tr> <tr> <th>MHz</th> <th>dBuV/m</th> <th>dBuV/m</th> <th>dB</th> <th>dBuV</th> <th>dB/m</th> <th>dB</th> <th>dB</th> </tr> </thead> <tbody> <tr> <td>1</td> <td>2462.00</td> <td>105.09</td> <td>-----</td> <td>-----</td> <td>92.54</td> <td>32.55</td> <td>6.70</td> <td>32.70</td> <td>6.00</td> <td>300</td> <td>145</td> <td>PEAK</td> </tr> </tbody> </table>	Limit	Read	Ant	Cable	Aux	APos	TPos	Remark	Freq	Level	Line	Margin	Level	Factor	Loss	Factor	MHz	dBuV/m	dBuV/m	dB	dBuV	dB/m	dB	dB	1	2462.00	105.09	-----	-----	92.54	32.55	6.70	32.70	6.00	300	145	PEAK
	Limit	Read	Ant	Cable	Aux	APos	TPos	Remark																																																																				
Freq	Level	Line	Margin	Level	Factor	Loss	Factor																																																																					
MHz	dBuV/m	dBuV/m	dB	dBuV	dB/m	dB	dB																																																																					
1	2484.76	57.92	74.00	-16.08	45.03	32.78	6.73	32.62	6.00	300	145	PEAK																																																																
Limit	Read	Ant	Cable	Aux	APos	TPos	Remark																																																																					
Freq	Level	Line	Margin	Level	Factor	Loss	Factor																																																																					
MHz	dBuV/m	dBuV/m	dB	dBuV	dB/m	dB	dB																																																																					
1	2462.00	105.09	-----	-----	92.54	32.55	6.70	32.70	6.00	300	145	PEAK																																																																
Avg	 <p>Level (dBuV/m) vs Frequency (MHz) plot for Vertical polarization (Average). The plot shows a signal level starting at approximately 97.5 dBuV/m at 2462 MHz and decreasing to about 45 dBuV/m at 2500 MHz. A red horizontal line indicates the FCC PART 15C (AVG) limit at approximately 74 dBuV/m. A peak is marked at 2484.8 MHz.</p> <table border="1"> <thead> <tr> <th>Limit</th> <th>Read</th> <th>Ant</th> <th>Cable</th> <th>Aux</th> <th>APos</th> <th>TPos</th> <th>Remark</th> </tr> <tr> <th>Freq</th> <th>Level</th> <th>Line</th> <th>Margin</th> <th>Level</th> <th>Factor</th> <th>Loss</th> <th>Factor</th> </tr> <tr> <th>MHz</th> <th>dBuV/m</th> <th>dBuV/m</th> <th>dB</th> <th>dBuV</th> <th>dB/m</th> <th>dB</th> <th>dB</th> </tr> </thead> <tbody> <tr> <td>1</td> <td>2483.51</td> <td>44.58</td> <td>54.00</td> <td>-9.42</td> <td>31.71</td> <td>32.77</td> <td>6.73</td> <td>32.63</td> <td>6.00</td> <td>300</td> <td>145</td> <td>AVERAGE</td> </tr> </tbody> </table>	Limit	Read	Ant	Cable	Aux	APos	TPos	Remark	Freq	Level	Line	Margin	Level	Factor	Loss	Factor	MHz	dBuV/m	dBuV/m	dB	dBuV	dB/m	dB	dB	1	2483.51	44.58	54.00	-9.42	31.71	32.77	6.73	32.63	6.00	300	145	AVERAGE	 <p>Level (dBuV/m) vs Frequency (MHz) plot for Fundamental polarization (Average). The plot shows a signal level starting at approximately 48.8 dBuV/m at 1000 MHz and increasing to a sharp peak of about 95 dBuV/m at 2462 MHz. A red horizontal line indicates the FCC PART 15C (AVG) limit at approximately 74 dBuV/m.</p> <table border="1"> <thead> <tr> <th>Limit</th> <th>Read</th> <th>Ant</th> <th>Cable</th> <th>Aux</th> <th>APos</th> <th>TPos</th> <th>Remark</th> </tr> <tr> <th>Freq</th> <th>Level</th> <th>Line</th> <th>Margin</th> <th>Level</th> <th>Factor</th> <th>Loss</th> <th>Factor</th> </tr> <tr> <th>MHz</th> <th>dBuV/m</th> <th>dBuV/m</th> <th>dB</th> <th>dBuV</th> <th>dB/m</th> <th>dB</th> <th>dB</th> </tr> </thead> <tbody> <tr> <td>1</td> <td>2462.00</td> <td>95.00</td> <td>-----</td> <td>-----</td> <td>83.25</td> <td>32.55</td> <td>6.70</td> <td>32.70</td> <td>6.00</td> <td>300</td> <td>145</td> <td>AVERAGE</td> </tr> </tbody> </table>	Limit	Read	Ant	Cable	Aux	APos	TPos	Remark	Freq	Level	Line	Margin	Level	Factor	Loss	Factor	MHz	dBuV/m	dBuV/m	dB	dBuV	dB/m	dB	dB	1	2462.00	95.00	-----	-----	83.25	32.55	6.70	32.70	6.00	300	145	AVERAGE
Limit	Read	Ant	Cable	Aux	APos	TPos	Remark																																																																					
Freq	Level	Line	Margin	Level	Factor	Loss	Factor																																																																					
MHz	dBuV/m	dBuV/m	dB	dBuV	dB/m	dB	dB																																																																					
1	2483.51	44.58	54.00	-9.42	31.71	32.77	6.73	32.63	6.00	300	145	AVERAGE																																																																
Limit	Read	Ant	Cable	Aux	APos	TPos	Remark																																																																					
Freq	Level	Line	Margin	Level	Factor	Loss	Factor																																																																					
MHz	dBuV/m	dBuV/m	dB	dBuV	dB/m	dB	dB																																																																					
1	2462.00	95.00	-----	-----	83.25	32.55	6.70	32.70	6.00	300	145	AVERAGE																																																																

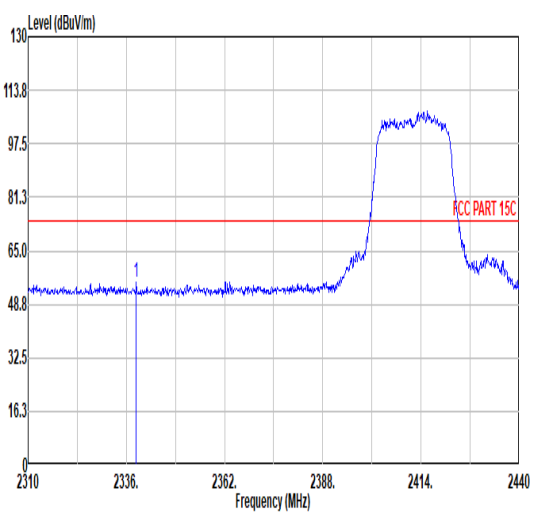
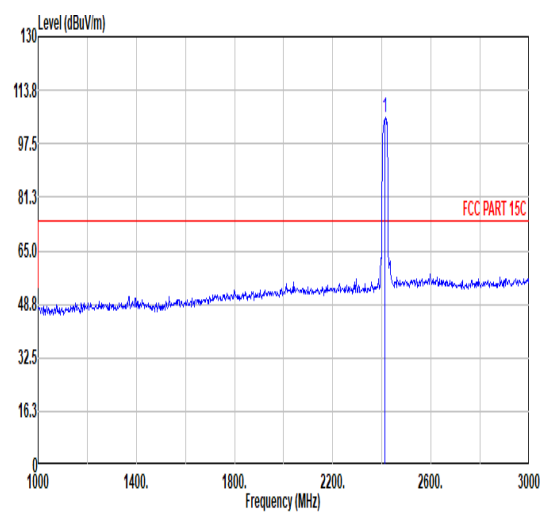
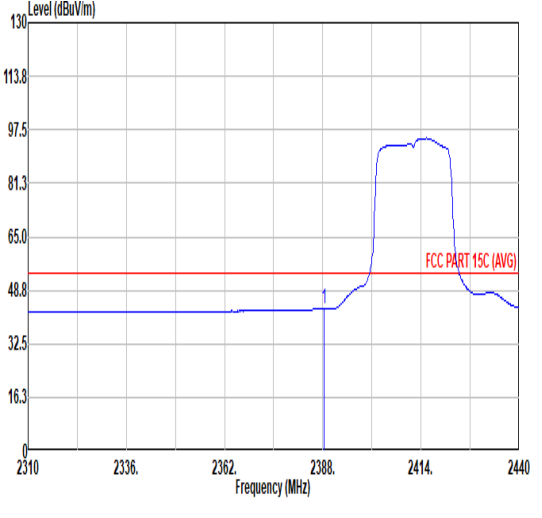
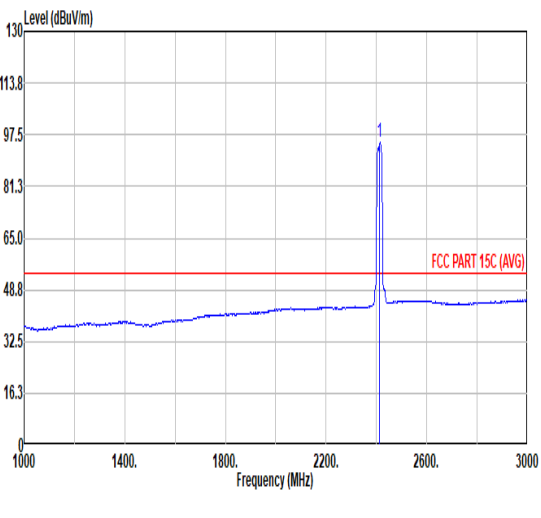


Mode	6																																																																																																																																																	
	Harmonic																																																																																																																																																	
	2400-2483.5_802.11g_CH11_2462MHz																																																																																																																																																	
ANT	CDD 2+4																																																																																																																																																	
Pol.	Horizontal	Vertical																																																																																																																																																
Peak Avg																																																																																																																																																		
	<table border="1"> <thead> <tr> <th>Limit</th> <th>Read</th> <th>Ant</th> <th>Cable</th> <th>Preamp</th> <th>Aux</th> <th>APos</th> <th>TPos</th> <th>Remark</th> </tr> <tr> <th>Freq</th> <th>Level</th> <th>Line</th> <th>Margin</th> <th>Level</th> <th>Factor</th> <th>Loss</th> <th>Factor</th> <th>Factor</th> </tr> <tr> <th>MHz</th> <th>dBuV/m</th> <th>dBuV/m</th> <th>dB</th> <th>dBuV</th> <th>dB/m</th> <th>dB</th> <th>dB</th> <th>dB</th> </tr> </thead> <tbody> <tr> <td>1</td> <td>4924.00</td> <td>41.58</td> <td>74.00</td> <td>-32.42</td> <td>58.64</td> <td>34.20</td> <td>9.57</td> <td>60.83</td> <td>0.00</td> <td>---</td> <td>---</td> <td>PEAK</td> </tr> <tr> <td>2</td> <td>7386.00</td> <td>54.29</td> <td>74.00</td> <td>-19.71</td> <td>67.33</td> <td>35.73</td> <td>11.72</td> <td>60.49</td> <td>0.00</td> <td>310</td> <td>185</td> <td>PEAK</td> </tr> <tr> <td>3</td> <td>7386.00</td> <td>39.98</td> <td>54.00</td> <td>-14.02</td> <td>53.04</td> <td>35.72</td> <td>11.72</td> <td>60.50</td> <td>0.00</td> <td>310</td> <td>185</td> <td>AVERAGE</td> </tr> </tbody> </table>	Limit	Read	Ant	Cable	Preamp	Aux	APos	TPos	Remark	Freq	Level	Line	Margin	Level	Factor	Loss	Factor	Factor	MHz	dBuV/m	dBuV/m	dB	dBuV	dB/m	dB	dB	dB	1	4924.00	41.58	74.00	-32.42	58.64	34.20	9.57	60.83	0.00	---	---	PEAK	2	7386.00	54.29	74.00	-19.71	67.33	35.73	11.72	60.49	0.00	310	185	PEAK	3	7386.00	39.98	54.00	-14.02	53.04	35.72	11.72	60.50	0.00	310	185	AVERAGE	<table border="1"> <thead> <tr> <th>Limit</th> <th>Read</th> <th>Ant</th> <th>Cable</th> <th>Preamp</th> <th>Aux</th> <th>APos</th> <th>TPos</th> <th>Remark</th> </tr> <tr> <th>Freq</th> <th>Level</th> <th>Line</th> <th>Margin</th> <th>Level</th> <th>Factor</th> <th>Loss</th> <th>Factor</th> <th>Factor</th> </tr> <tr> <th>MHz</th> <th>dBuV/m</th> <th>dBuV/m</th> <th>dB</th> <th>dBuV</th> <th>dB/m</th> <th>dB</th> <th>dB</th> <th>dB</th> </tr> </thead> <tbody> <tr> <td>1</td> <td>4924.00</td> <td>40.50</td> <td>74.00</td> <td>-33.50</td> <td>57.56</td> <td>34.20</td> <td>9.57</td> <td>60.83</td> <td>0.00</td> <td>---</td> <td>---</td> <td>PEAK</td> </tr> <tr> <td>2</td> <td>6915.00</td> <td>48.48</td> <td>82.70</td> <td>-34.22</td> <td>61.32</td> <td>35.63</td> <td>11.41</td> <td>59.88</td> <td>0.00</td> <td>---</td> <td>---</td> <td>Peak</td> </tr> <tr> <td>3</td> <td>7386.00</td> <td>59.67</td> <td>74.00</td> <td>-14.33</td> <td>72.71</td> <td>35.73</td> <td>11.72</td> <td>60.49</td> <td>0.00</td> <td>102</td> <td>273</td> <td>PEAK</td> </tr> <tr> <td>4</td> <td>7386.00</td> <td>44.64</td> <td>54.00</td> <td>-9.36</td> <td>57.70</td> <td>35.72</td> <td>11.72</td> <td>60.50</td> <td>0.00</td> <td>102</td> <td>273</td> <td>AVERAGE</td> </tr> </tbody> </table>	Limit	Read	Ant	Cable	Preamp	Aux	APos	TPos	Remark	Freq	Level	Line	Margin	Level	Factor	Loss	Factor	Factor	MHz	dBuV/m	dBuV/m	dB	dBuV	dB/m	dB	dB	dB	1	4924.00	40.50	74.00	-33.50	57.56	34.20	9.57	60.83	0.00	---	---	PEAK	2	6915.00	48.48	82.70	-34.22	61.32	35.63	11.41	59.88	0.00	---	---	Peak	3	7386.00	59.67	74.00	-14.33	72.71	35.73	11.72	60.49	0.00	102	273	PEAK	4	7386.00	44.64	54.00	-9.36	57.70	35.72	11.72	60.50	0.00	102	273
Limit	Read	Ant	Cable	Preamp	Aux	APos	TPos	Remark																																																																																																																																										
Freq	Level	Line	Margin	Level	Factor	Loss	Factor	Factor																																																																																																																																										
MHz	dBuV/m	dBuV/m	dB	dBuV	dB/m	dB	dB	dB																																																																																																																																										
1	4924.00	41.58	74.00	-32.42	58.64	34.20	9.57	60.83	0.00	---	---	PEAK																																																																																																																																						
2	7386.00	54.29	74.00	-19.71	67.33	35.73	11.72	60.49	0.00	310	185	PEAK																																																																																																																																						
3	7386.00	39.98	54.00	-14.02	53.04	35.72	11.72	60.50	0.00	310	185	AVERAGE																																																																																																																																						
Limit	Read	Ant	Cable	Preamp	Aux	APos	TPos	Remark																																																																																																																																										
Freq	Level	Line	Margin	Level	Factor	Loss	Factor	Factor																																																																																																																																										
MHz	dBuV/m	dBuV/m	dB	dBuV	dB/m	dB	dB	dB																																																																																																																																										
1	4924.00	40.50	74.00	-33.50	57.56	34.20	9.57	60.83	0.00	---	---	PEAK																																																																																																																																						
2	6915.00	48.48	82.70	-34.22	61.32	35.63	11.41	59.88	0.00	---	---	Peak																																																																																																																																						
3	7386.00	59.67	74.00	-14.33	72.71	35.73	11.72	60.49	0.00	102	273	PEAK																																																																																																																																						
4	7386.00	44.64	54.00	-9.36	57.70	35.72	11.72	60.50	0.00	102	273	AVERAGE																																																																																																																																						



Mode	7																																																																																					
	Band Edge																																																																																					
	2400-2483.5_802.11ax HE20_CH01_2412MHz																																																																																					
ANT	CDD 2+4																																																																																					
Pol.	Horizontal	Fundamental																																																																																				
Peak	 <p>Level (dBuV/m) vs Frequency (MHz) plot for Horizontal polarization. The plot shows a signal between 2388 and 2440 MHz. A red horizontal line indicates the FCC PART 15C limit at approximately 74 dBuV/m. The signal peaks at approximately 106 dBuV/m.</p> <table border="1"> <thead> <tr> <th>Limit</th> <th>Over</th> <th>Read</th> <th>Ant</th> <th>Cable</th> <th>Preamp</th> <th>Aux</th> <th>APos</th> <th>TPos</th> <th>Remark</th> </tr> <tr> <th>Freq</th> <th>Level</th> <th>Line</th> <th>Limit</th> <th>Level</th> <th>Factor</th> <th>Loss</th> <th>Factor</th> <th>Factor</th> <th></th> </tr> <tr> <th>MHz</th> <th>dBuV/m</th> <th>dBuV/m</th> <th>dB</th> <th>dBuV</th> <th>dB/m</th> <th>dB</th> <th>dB</th> <th>cm</th> <th>deg</th> </tr> </thead> <tbody> <tr> <td>1</td> <td>2389.82</td> <td>63.46</td> <td>74.00</td> <td>-10.54</td> <td>51.66</td> <td>32.06</td> <td>6.60</td> <td>32.86</td> <td>6.00</td> <td>106</td> <td>PEAK</td> </tr> </tbody> </table>	Limit	Over	Read	Ant	Cable	Preamp	Aux	APos	TPos	Remark	Freq	Level	Line	Limit	Level	Factor	Loss	Factor	Factor		MHz	dBuV/m	dBuV/m	dB	dBuV	dB/m	dB	dB	cm	deg	1	2389.82	63.46	74.00	-10.54	51.66	32.06	6.60	32.86	6.00	106	PEAK	 <p>Level (dBuV/m) vs Frequency (MHz) plot for Fundamental polarization. The plot shows a signal between 1000 and 3000 MHz. A red horizontal line indicates the FCC PART 15C limit at approximately 74 dBuV/m. The signal peaks at approximately 107.25 dBuV/m.</p> <table border="1"> <thead> <tr> <th>Limit</th> <th>Read</th> <th>Ant</th> <th>Cable</th> <th>Preamp</th> <th>Aux</th> <th>APos</th> <th>TPos</th> <th>Remark</th> </tr> <tr> <th>Freq</th> <th>Level</th> <th>Line</th> <th>Margin</th> <th>Level</th> <th>Factor</th> <th>Loss</th> <th>Factor</th> <th>Factor</th> <th></th> </tr> <tr> <th>MHz</th> <th>dBuV/m</th> <th>dBuV/m</th> <th>dB</th> <th>dBuV</th> <th>dB/m</th> <th>dB</th> <th>dB</th> <th>cm</th> <th>deg</th> </tr> </thead> <tbody> <tr> <td>1</td> <td>2412.00</td> <td>107.25</td> <td>-----</td> <td>-----</td> <td>95.14</td> <td>32.28</td> <td>6.64</td> <td>32.81</td> <td>6.00</td> <td>100</td> <td>106</td> <td>PEAK</td> </tr> </tbody> </table>	Limit	Read	Ant	Cable	Preamp	Aux	APos	TPos	Remark	Freq	Level	Line	Margin	Level	Factor	Loss	Factor	Factor		MHz	dBuV/m	dBuV/m	dB	dBuV	dB/m	dB	dB	cm	deg	1	2412.00	107.25	-----	-----	95.14	32.28	6.64	32.81	6.00	100	106	PEAK
	Limit	Over	Read	Ant	Cable	Preamp	Aux	APos	TPos	Remark																																																																												
Freq	Level	Line	Limit	Level	Factor	Loss	Factor	Factor																																																																														
MHz	dBuV/m	dBuV/m	dB	dBuV	dB/m	dB	dB	cm	deg																																																																													
1	2389.82	63.46	74.00	-10.54	51.66	32.06	6.60	32.86	6.00	106	PEAK																																																																											
Limit	Read	Ant	Cable	Preamp	Aux	APos	TPos	Remark																																																																														
Freq	Level	Line	Margin	Level	Factor	Loss	Factor	Factor																																																																														
MHz	dBuV/m	dBuV/m	dB	dBuV	dB/m	dB	dB	cm	deg																																																																													
1	2412.00	107.25	-----	-----	95.14	32.28	6.64	32.81	6.00	100	106	PEAK																																																																										
Avg	 <p>Level (dBuV/m) vs Frequency (MHz) plot for Horizontal polarization, Average. The plot shows a signal between 2310 and 2440 MHz. A red horizontal line indicates the FCC PART 15C (AVG) limit at approximately 54 dBuV/m. The signal peaks at approximately 96.36 dBuV/m.</p> <table border="1"> <thead> <tr> <th>Limit</th> <th>Read</th> <th>Ant</th> <th>Cable</th> <th>Preamp</th> <th>Aux</th> <th>APos</th> <th>TPos</th> <th>Remark</th> </tr> <tr> <th>Freq</th> <th>Level</th> <th>Line</th> <th>Margin</th> <th>Level</th> <th>Factor</th> <th>Loss</th> <th>Factor</th> <th>Factor</th> <th></th> </tr> <tr> <th>MHz</th> <th>dBuV/m</th> <th>dBuV/m</th> <th>dB</th> <th>dBuV</th> <th>dB/m</th> <th>dB</th> <th>dB</th> <th>cm</th> <th>deg</th> </tr> </thead> <tbody> <tr> <td>1</td> <td>2389.95</td> <td>49.43</td> <td>54.00</td> <td>-4.57</td> <td>37.63</td> <td>32.06</td> <td>6.60</td> <td>32.86</td> <td>6.00</td> <td>100</td> <td>106</td> <td>AVERAGE</td> </tr> </tbody> </table>	Limit	Read	Ant	Cable	Preamp	Aux	APos	TPos	Remark	Freq	Level	Line	Margin	Level	Factor	Loss	Factor	Factor		MHz	dBuV/m	dBuV/m	dB	dBuV	dB/m	dB	dB	cm	deg	1	2389.95	49.43	54.00	-4.57	37.63	32.06	6.60	32.86	6.00	100	106	AVERAGE	 <p>Level (dBuV/m) vs Frequency (MHz) plot for Fundamental polarization, Average. The plot shows a signal between 1000 and 3000 MHz. A red horizontal line indicates the FCC PART 15C (AVG) limit at approximately 54 dBuV/m. The signal peaks at approximately 96.36 dBuV/m.</p> <table border="1"> <thead> <tr> <th>Limit</th> <th>Read</th> <th>Ant</th> <th>Cable</th> <th>Preamp</th> <th>Aux</th> <th>APos</th> <th>TPos</th> <th>Remark</th> </tr> <tr> <th>Freq</th> <th>Level</th> <th>Line</th> <th>Margin</th> <th>Level</th> <th>Factor</th> <th>Loss</th> <th>Factor</th> <th>Factor</th> <th></th> </tr> <tr> <th>MHz</th> <th>dBuV/m</th> <th>dBuV/m</th> <th>dB</th> <th>dBuV</th> <th>dB/m</th> <th>dB</th> <th>dB</th> <th>cm</th> <th>deg</th> </tr> </thead> <tbody> <tr> <td>1</td> <td>2412.00</td> <td>96.36</td> <td>-----</td> <td>-----</td> <td>84.25</td> <td>32.28</td> <td>6.64</td> <td>32.81</td> <td>6.00</td> <td>100</td> <td>106</td> <td>AVERAGE</td> </tr> </tbody> </table>	Limit	Read	Ant	Cable	Preamp	Aux	APos	TPos	Remark	Freq	Level	Line	Margin	Level	Factor	Loss	Factor	Factor		MHz	dBuV/m	dBuV/m	dB	dBuV	dB/m	dB	dB	cm	deg	1	2412.00	96.36	-----	-----	84.25	32.28	6.64	32.81	6.00	100	106	AVERAGE
Limit	Read	Ant	Cable	Preamp	Aux	APos	TPos	Remark																																																																														
Freq	Level	Line	Margin	Level	Factor	Loss	Factor	Factor																																																																														
MHz	dBuV/m	dBuV/m	dB	dBuV	dB/m	dB	dB	cm	deg																																																																													
1	2389.95	49.43	54.00	-4.57	37.63	32.06	6.60	32.86	6.00	100	106	AVERAGE																																																																										
Limit	Read	Ant	Cable	Preamp	Aux	APos	TPos	Remark																																																																														
Freq	Level	Line	Margin	Level	Factor	Loss	Factor	Factor																																																																														
MHz	dBuV/m	dBuV/m	dB	dBuV	dB/m	dB	dB	cm	deg																																																																													
1	2412.00	96.36	-----	-----	84.25	32.28	6.64	32.81	6.00	100	106	AVERAGE																																																																										



Mode	7																																																																											
	Band Edge																																																																											
	2400-2483.5_802.11ax HE20_CH01_2412MHz																																																																											
ANT	CDD 2+4																																																																											
Pol.	Vertical	Fundamental																																																																										
Peak	 <p>Level (dBuV/m) vs Frequency (MHz) for Vertical polarization. The plot shows a signal between 2388 MHz and 2414 MHz, peaking at approximately 105 dBuV/m. A red horizontal line indicates the FCC PART 15C limit at 74.00 dBuV/m.</p> <table border="1"> <thead> <tr> <th>Limit</th> <th>Read</th> <th>Ant</th> <th>Cable Preamp</th> <th>Aux</th> <th>APos</th> <th>TPos</th> <th>Remark</th> </tr> <tr> <th>Freq</th> <th>Level</th> <th>Line</th> <th>Margin</th> <th>Level</th> <th>Factor</th> <th>Loss</th> <th>Factor</th> </tr> <tr> <th>MHz</th> <th>dBuV/m</th> <th>dBuV/m</th> <th>dB</th> <th>dBuV</th> <th>dB/m</th> <th>dB</th> <th>dB</th> </tr> </thead> <tbody> <tr> <td>1</td> <td>2338.60</td> <td>55.64</td> <td>74.00</td> <td>-18.36</td> <td>44.47</td> <td>31.59</td> <td>6.52</td> <td>32.94</td> <td>6.00</td> <td>386</td> <td>139</td> <td>PEAK</td> </tr> </tbody> </table>	Limit	Read	Ant	Cable Preamp	Aux	APos	TPos	Remark	Freq	Level	Line	Margin	Level	Factor	Loss	Factor	MHz	dBuV/m	dBuV/m	dB	dBuV	dB/m	dB	dB	1	2338.60	55.64	74.00	-18.36	44.47	31.59	6.52	32.94	6.00	386	139	PEAK	 <p>Level (dBuV/m) vs Frequency (MHz) for Fundamental polarization. The plot shows a sharp peak at 2412.00 MHz with a level of 105.44 dBuV/m. A red horizontal line indicates the FCC PART 15C limit at 74.00 dBuV/m.</p> <table border="1"> <thead> <tr> <th>Limit</th> <th>Read</th> <th>Ant</th> <th>Cable Preamp</th> <th>Aux</th> <th>APos</th> <th>TPos</th> <th>Remark</th> </tr> <tr> <th>Freq</th> <th>Level</th> <th>Line</th> <th>Margin</th> <th>Level</th> <th>Factor</th> <th>Loss</th> <th>Factor</th> </tr> <tr> <th>MHz</th> <th>dBuV/m</th> <th>dBuV/m</th> <th>dB</th> <th>dBuV</th> <th>dB/m</th> <th>dB</th> <th>dB</th> </tr> </thead> <tbody> <tr> <td>1</td> <td>2412.00</td> <td>105.44</td> <td>-----</td> <td>-----</td> <td>93.33</td> <td>32.28</td> <td>6.64</td> <td>32.81</td> <td>6.00</td> <td>386</td> <td>139</td> <td>PEAK</td> </tr> </tbody> </table>	Limit	Read	Ant	Cable Preamp	Aux	APos	TPos	Remark	Freq	Level	Line	Margin	Level	Factor	Loss	Factor	MHz	dBuV/m	dBuV/m	dB	dBuV	dB/m	dB	dB	1	2412.00	105.44	-----	-----	93.33	32.28	6.64	32.81	6.00	386	139	PEAK
	Limit	Read	Ant	Cable Preamp	Aux	APos	TPos	Remark																																																																				
Freq	Level	Line	Margin	Level	Factor	Loss	Factor																																																																					
MHz	dBuV/m	dBuV/m	dB	dBuV	dB/m	dB	dB																																																																					
1	2338.60	55.64	74.00	-18.36	44.47	31.59	6.52	32.94	6.00	386	139	PEAK																																																																
Limit	Read	Ant	Cable Preamp	Aux	APos	TPos	Remark																																																																					
Freq	Level	Line	Margin	Level	Factor	Loss	Factor																																																																					
MHz	dBuV/m	dBuV/m	dB	dBuV	dB/m	dB	dB																																																																					
1	2412.00	105.44	-----	-----	93.33	32.28	6.64	32.81	6.00	386	139	PEAK																																																																
Avg	 <p>Level (dBuV/m) vs Frequency (MHz) for Vertical polarization, averaged. The plot shows a signal between 2388 MHz and 2414 MHz, peaking at approximately 95 dBuV/m. A red horizontal line indicates the FCC PART 15C (AVG) limit at 54.00 dBuV/m.</p> <table border="1"> <thead> <tr> <th>Limit</th> <th>Read</th> <th>Ant</th> <th>Cable Preamp</th> <th>Aux</th> <th>APos</th> <th>TPos</th> <th>Remark</th> </tr> <tr> <th>Freq</th> <th>Level</th> <th>Line</th> <th>Margin</th> <th>Level</th> <th>Factor</th> <th>Loss</th> <th>Factor</th> </tr> <tr> <th>MHz</th> <th>dBuV/m</th> <th>dBuV/m</th> <th>dB</th> <th>dBuV</th> <th>dB/m</th> <th>dB</th> <th>dB</th> </tr> </thead> <tbody> <tr> <td>1</td> <td>2388.26</td> <td>43.29</td> <td>54.00</td> <td>-10.71</td> <td>31.51</td> <td>32.04</td> <td>6.60</td> <td>32.86</td> <td>6.00</td> <td>386</td> <td>139</td> <td>AVERAGE</td> </tr> </tbody> </table>	Limit	Read	Ant	Cable Preamp	Aux	APos	TPos	Remark	Freq	Level	Line	Margin	Level	Factor	Loss	Factor	MHz	dBuV/m	dBuV/m	dB	dBuV	dB/m	dB	dB	1	2388.26	43.29	54.00	-10.71	31.51	32.04	6.60	32.86	6.00	386	139	AVERAGE	 <p>Level (dBuV/m) vs Frequency (MHz) for Fundamental polarization, averaged. The plot shows a sharp peak at 2412.00 MHz with a level of 95.08 dBuV/m. A red horizontal line indicates the FCC PART 15C (AVG) limit at 54.00 dBuV/m.</p> <table border="1"> <thead> <tr> <th>Limit</th> <th>Read</th> <th>Ant</th> <th>Cable Preamp</th> <th>Aux</th> <th>APos</th> <th>TPos</th> <th>Remark</th> </tr> <tr> <th>Freq</th> <th>Level</th> <th>Line</th> <th>Margin</th> <th>Level</th> <th>Factor</th> <th>Loss</th> <th>Factor</th> </tr> <tr> <th>MHz</th> <th>dBuV/m</th> <th>dBuV/m</th> <th>dB</th> <th>dBuV</th> <th>dB/m</th> <th>dB</th> <th>dB</th> </tr> </thead> <tbody> <tr> <td>1</td> <td>2412.00</td> <td>95.08</td> <td>-----</td> <td>-----</td> <td>82.97</td> <td>32.28</td> <td>6.64</td> <td>32.81</td> <td>6.00</td> <td>386</td> <td>139</td> <td>AVERAGE</td> </tr> </tbody> </table>	Limit	Read	Ant	Cable Preamp	Aux	APos	TPos	Remark	Freq	Level	Line	Margin	Level	Factor	Loss	Factor	MHz	dBuV/m	dBuV/m	dB	dBuV	dB/m	dB	dB	1	2412.00	95.08	-----	-----	82.97	32.28	6.64	32.81	6.00	386	139	AVERAGE
Limit	Read	Ant	Cable Preamp	Aux	APos	TPos	Remark																																																																					
Freq	Level	Line	Margin	Level	Factor	Loss	Factor																																																																					
MHz	dBuV/m	dBuV/m	dB	dBuV	dB/m	dB	dB																																																																					
1	2388.26	43.29	54.00	-10.71	31.51	32.04	6.60	32.86	6.00	386	139	AVERAGE																																																																
Limit	Read	Ant	Cable Preamp	Aux	APos	TPos	Remark																																																																					
Freq	Level	Line	Margin	Level	Factor	Loss	Factor																																																																					
MHz	dBuV/m	dBuV/m	dB	dBuV	dB/m	dB	dB																																																																					
1	2412.00	95.08	-----	-----	82.97	32.28	6.64	32.81	6.00	386	139	AVERAGE																																																																

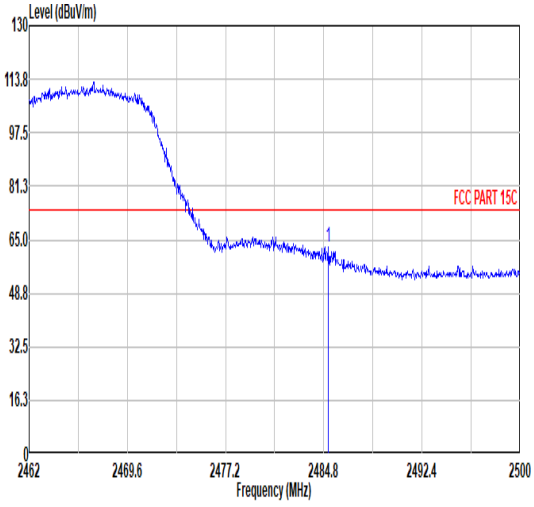
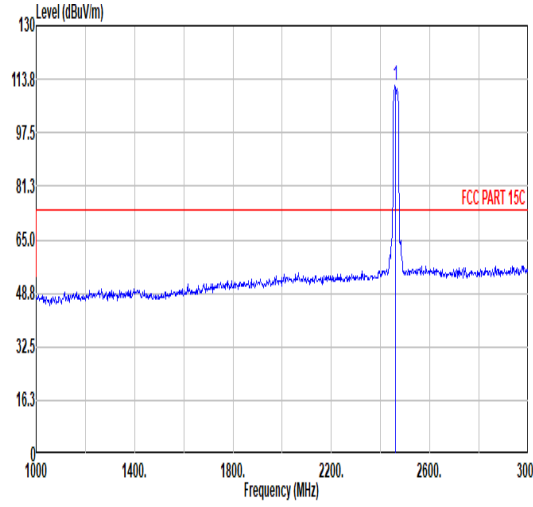
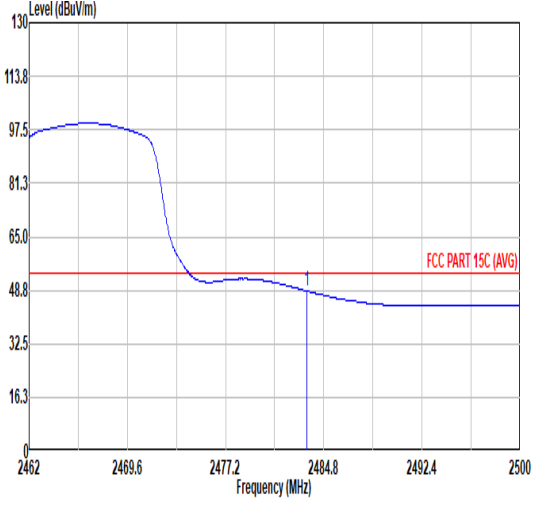
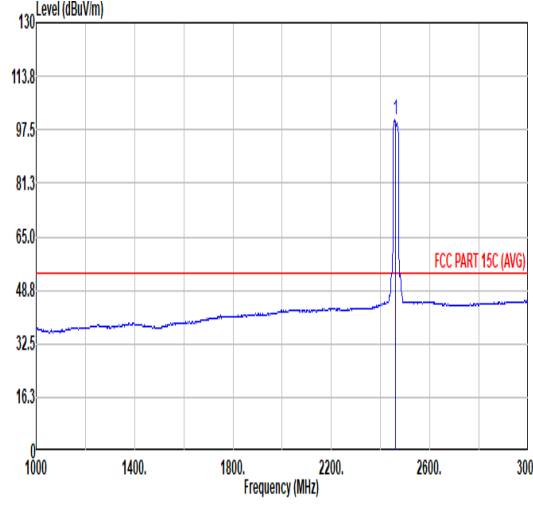


Mode	7																																																																																									
	Harmonic																																																																																									
	2400-2483.5_802.11ax HE20_CH01_2412MHz																																																																																									
ANT	CDD 2+4																																																																																									
Pol.	Horizontal	Vertical																																																																																								
Peak Avg	<table border="1"> <thead> <tr> <th>Limit</th> <th>Read</th> <th>Ant</th> <th>Cable</th> <th>Preamp</th> <th>Aux</th> <th>APos</th> <th>TPos</th> </tr> <tr> <th>Freq</th> <th>Level</th> <th>Line</th> <th>Margin</th> <th>Level</th> <th>Factor</th> <th>Loss</th> <th>Factor</th> </tr> <tr> <th>MHz</th> <th>dBuV/m</th> <th>dBuV/m</th> <th>dB</th> <th>dBuV</th> <th>dB/m</th> <th>dB</th> <th>dB</th> </tr> </thead> <tbody> <tr> <td>1</td> <td>4824.00</td> <td>43.25</td> <td>74.00</td> <td>-30.75</td> <td>60.49</td> <td>34.20</td> <td>9.47</td> </tr> <tr> <td>2</td> <td>7245.00</td> <td>50.57</td> <td>83.25</td> <td>-32.68</td> <td>63.31</td> <td>35.78</td> <td>11.66</td> </tr> </tbody> </table>	Limit	Read	Ant	Cable	Preamp	Aux	APos	TPos	Freq	Level	Line	Margin	Level	Factor	Loss	Factor	MHz	dBuV/m	dBuV/m	dB	dBuV	dB/m	dB	dB	1	4824.00	43.25	74.00	-30.75	60.49	34.20	9.47	2	7245.00	50.57	83.25	-32.68	63.31	35.78	11.66	<table border="1"> <thead> <tr> <th>Limit</th> <th>Read</th> <th>Ant</th> <th>Cable</th> <th>Preamp</th> <th>Aux</th> <th>APos</th> <th>TPos</th> </tr> <tr> <th>Freq</th> <th>Level</th> <th>Line</th> <th>Margin</th> <th>Level</th> <th>Factor</th> <th>Loss</th> <th>Factor</th> </tr> <tr> <th>MHz</th> <th>dBuV/m</th> <th>dBuV/m</th> <th>dB</th> <th>dBuV</th> <th>dB/m</th> <th>dB</th> <th>dB</th> </tr> </thead> <tbody> <tr> <td>1</td> <td>4824.00</td> <td>43.89</td> <td>74.00</td> <td>-30.11</td> <td>61.13</td> <td>34.20</td> <td>9.47</td> </tr> <tr> <td>2</td> <td>6915.00</td> <td>49.11</td> <td>81.59</td> <td>-32.48</td> <td>61.95</td> <td>35.63</td> <td>11.41</td> </tr> <tr> <td>3</td> <td>7245.00</td> <td>50.68</td> <td>81.59</td> <td>-30.91</td> <td>63.42</td> <td>35.78</td> <td>11.66</td> </tr> </tbody> </table>	Limit	Read	Ant	Cable	Preamp	Aux	APos	TPos	Freq	Level	Line	Margin	Level	Factor	Loss	Factor	MHz	dBuV/m	dBuV/m	dB	dBuV	dB/m	dB	dB	1	4824.00	43.89	74.00	-30.11	61.13	34.20	9.47	2	6915.00	49.11	81.59	-32.48	61.95	35.63	11.41	3	7245.00	50.68	81.59	-30.91	63.42	35.78	11.66
Limit	Read	Ant	Cable	Preamp	Aux	APos	TPos																																																																																			
Freq	Level	Line	Margin	Level	Factor	Loss	Factor																																																																																			
MHz	dBuV/m	dBuV/m	dB	dBuV	dB/m	dB	dB																																																																																			
1	4824.00	43.25	74.00	-30.75	60.49	34.20	9.47																																																																																			
2	7245.00	50.57	83.25	-32.68	63.31	35.78	11.66																																																																																			
Limit	Read	Ant	Cable	Preamp	Aux	APos	TPos																																																																																			
Freq	Level	Line	Margin	Level	Factor	Loss	Factor																																																																																			
MHz	dBuV/m	dBuV/m	dB	dBuV	dB/m	dB	dB																																																																																			
1	4824.00	43.89	74.00	-30.11	61.13	34.20	9.47																																																																																			
2	6915.00	49.11	81.59	-32.48	61.95	35.63	11.41																																																																																			
3	7245.00	50.68	81.59	-30.91	63.42	35.78	11.66																																																																																			

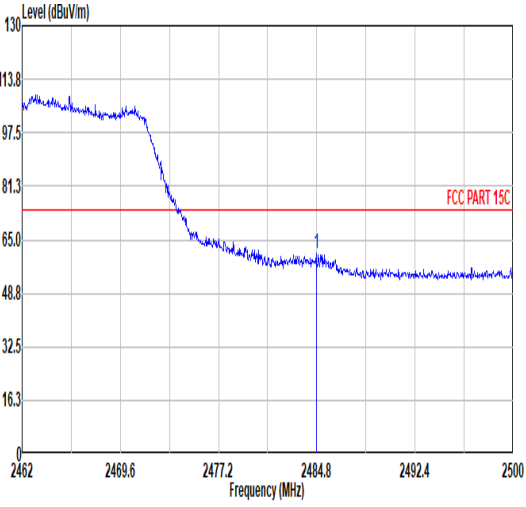
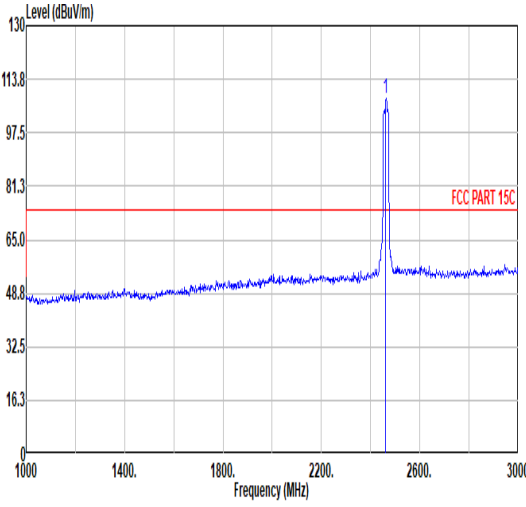
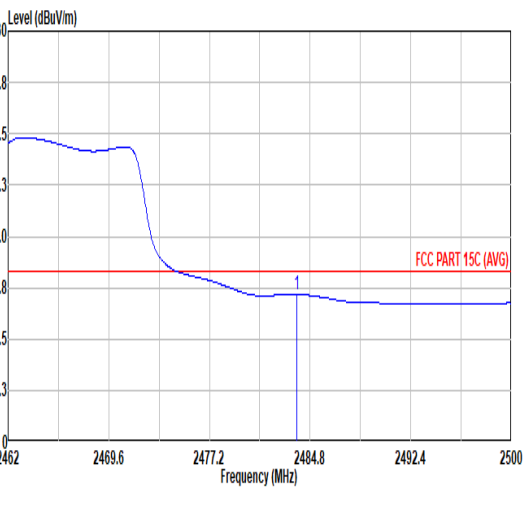
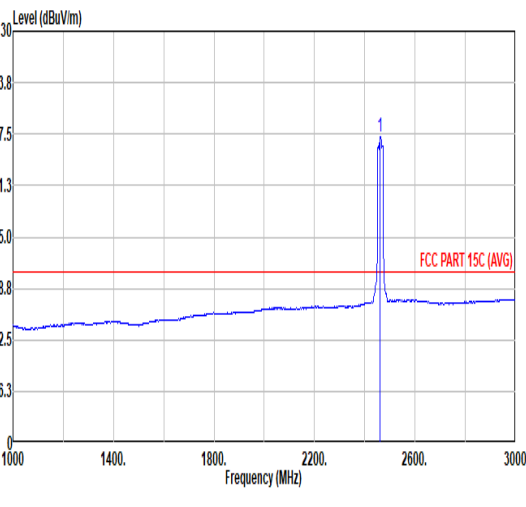


Mode	8																																																																																																																																																		
	Harmonic																																																																																																																																																		
	2400-2483.5_802.11ax HE20_CH06_2437MHz																																																																																																																																																		
ANT	CDD 2+4																																																																																																																																																		
Pol.	Horizontal	Vertical																																																																																																																																																	
Peak Avg	<table border="1"> <thead> <tr> <th>Limit</th> <th>Read</th> <th>Ant</th> <th>Cable</th> <th>Preamp</th> <th>Aux</th> <th>APos</th> <th>TPos</th> <th>Remark</th> </tr> <tr> <th>Freq</th> <th>Level</th> <th>Line</th> <th>Margin</th> <th>Level</th> <th>Factor</th> <th>Loss</th> <th>Factor</th> <th>Factor</th> </tr> <tr> <th>MHz</th> <th>dBuV/m</th> <th>dBuV/m</th> <th>dB</th> <th>dBuV</th> <th>dB/m</th> <th>dB</th> <th>dB</th> <th>dB</th> </tr> </thead> <tbody> <tr> <td>1</td> <td>4874.00</td> <td>43.25</td> <td>74.00</td> <td>-30.75</td> <td>60.40</td> <td>34.20</td> <td>9.52</td> <td>60.87</td> <td>0.00</td> <td>---</td> <td>---</td> <td>PEAK</td> </tr> <tr> <td>2</td> <td>7311.00</td> <td>54.25</td> <td>74.00</td> <td>-19.75</td> <td>67.25</td> <td>35.64</td> <td>11.69</td> <td>60.33</td> <td>0.00</td> <td>163</td> <td>205</td> <td>PEAK</td> </tr> <tr> <td>3</td> <td>7311.00</td> <td>38.03</td> <td>54.00</td> <td>-15.97</td> <td>51.03</td> <td>35.62</td> <td>11.69</td> <td>60.31</td> <td>0.00</td> <td>163</td> <td>205</td> <td>AVERAGE</td> </tr> </tbody> </table>	Limit	Read	Ant	Cable	Preamp	Aux	APos	TPos	Remark	Freq	Level	Line	Margin	Level	Factor	Loss	Factor	Factor	MHz	dBuV/m	dBuV/m	dB	dBuV	dB/m	dB	dB	dB	1	4874.00	43.25	74.00	-30.75	60.40	34.20	9.52	60.87	0.00	---	---	PEAK	2	7311.00	54.25	74.00	-19.75	67.25	35.64	11.69	60.33	0.00	163	205	PEAK	3	7311.00	38.03	54.00	-15.97	51.03	35.62	11.69	60.31	0.00	163	205	AVERAGE	<table border="1"> <thead> <tr> <th>Limit</th> <th>Read</th> <th>Ant</th> <th>Cable</th> <th>Preamp</th> <th>Aux</th> <th>APos</th> <th>TPos</th> <th>Remark</th> </tr> <tr> <th>Freq</th> <th>Level</th> <th>Line</th> <th>Margin</th> <th>Level</th> <th>Factor</th> <th>Loss</th> <th>Factor</th> <th>Factor</th> </tr> <tr> <th>MHz</th> <th>dBuV/m</th> <th>dBuV/m</th> <th>dB</th> <th>dBuV</th> <th>dB/m</th> <th>dB</th> <th>dB</th> <th>dB</th> </tr> </thead> <tbody> <tr> <td>1</td> <td>4874.00</td> <td>43.27</td> <td>74.00</td> <td>-30.73</td> <td>60.42</td> <td>34.20</td> <td>9.52</td> <td>60.87</td> <td>0.00</td> <td>---</td> <td>---</td> <td>PEAK</td> </tr> <tr> <td>2</td> <td>6915.00</td> <td>48.86</td> <td>83.98</td> <td>-35.12</td> <td>61.70</td> <td>35.63</td> <td>11.41</td> <td>59.88</td> <td>0.00</td> <td>---</td> <td>---</td> <td>Peak</td> </tr> <tr> <td>3</td> <td>7311.00</td> <td>58.91</td> <td>74.00</td> <td>-15.09</td> <td>71.91</td> <td>35.64</td> <td>11.69</td> <td>60.33</td> <td>0.00</td> <td>113</td> <td>270</td> <td>PEAK</td> </tr> <tr> <td>4</td> <td>7311.00</td> <td>42.12</td> <td>54.00</td> <td>-11.88</td> <td>55.11</td> <td>35.66</td> <td>11.69</td> <td>60.34</td> <td>0.00</td> <td>113</td> <td>270</td> <td>AVERAGE</td> </tr> </tbody> </table>	Limit	Read	Ant	Cable	Preamp	Aux	APos	TPos	Remark	Freq	Level	Line	Margin	Level	Factor	Loss	Factor	Factor	MHz	dBuV/m	dBuV/m	dB	dBuV	dB/m	dB	dB	dB	1	4874.00	43.27	74.00	-30.73	60.42	34.20	9.52	60.87	0.00	---	---	PEAK	2	6915.00	48.86	83.98	-35.12	61.70	35.63	11.41	59.88	0.00	---	---	Peak	3	7311.00	58.91	74.00	-15.09	71.91	35.64	11.69	60.33	0.00	113	270	PEAK	4	7311.00	42.12	54.00	-11.88	55.11	35.66	11.69	60.34	0.00	113	270	AVERAGE
Limit	Read	Ant	Cable	Preamp	Aux	APos	TPos	Remark																																																																																																																																											
Freq	Level	Line	Margin	Level	Factor	Loss	Factor	Factor																																																																																																																																											
MHz	dBuV/m	dBuV/m	dB	dBuV	dB/m	dB	dB	dB																																																																																																																																											
1	4874.00	43.25	74.00	-30.75	60.40	34.20	9.52	60.87	0.00	---	---	PEAK																																																																																																																																							
2	7311.00	54.25	74.00	-19.75	67.25	35.64	11.69	60.33	0.00	163	205	PEAK																																																																																																																																							
3	7311.00	38.03	54.00	-15.97	51.03	35.62	11.69	60.31	0.00	163	205	AVERAGE																																																																																																																																							
Limit	Read	Ant	Cable	Preamp	Aux	APos	TPos	Remark																																																																																																																																											
Freq	Level	Line	Margin	Level	Factor	Loss	Factor	Factor																																																																																																																																											
MHz	dBuV/m	dBuV/m	dB	dBuV	dB/m	dB	dB	dB																																																																																																																																											
1	4874.00	43.27	74.00	-30.73	60.42	34.20	9.52	60.87	0.00	---	---	PEAK																																																																																																																																							
2	6915.00	48.86	83.98	-35.12	61.70	35.63	11.41	59.88	0.00	---	---	Peak																																																																																																																																							
3	7311.00	58.91	74.00	-15.09	71.91	35.64	11.69	60.33	0.00	113	270	PEAK																																																																																																																																							
4	7311.00	42.12	54.00	-11.88	55.11	35.66	11.69	60.34	0.00	113	270	AVERAGE																																																																																																																																							



Mode	9																																																																																					
	Band Edge																																																																																					
	2400-2483.5_802.11ax HE20_CH11_2462MHz																																																																																					
ANT	CDD 2+4																																																																																					
Pol.	Horizontal	Fundamental																																																																																				
Peak	 <table border="1" data-bbox="263 1153 774 1288"> <thead> <tr> <th>Limit</th> <th>Read</th> <th>Ant</th> <th>Cable</th> <th>Preamp</th> <th>Aux</th> <th>APos</th> <th>TPos</th> <th>Remark</th> </tr> <tr> <th>Freq</th> <th>Level</th> <th>Line</th> <th>Margin</th> <th>Level</th> <th>Factor</th> <th>Loss</th> <th>Factor</th> <th>Factor</th> </tr> <tr> <th>MHz</th> <th>dBuV/m</th> <th>dBuV/m</th> <th>dB</th> <th>dBuV</th> <th>dB/m</th> <th>dB</th> <th>dB</th> <th>cm</th> <th>deg</th> </tr> </thead> <tbody> <tr> <td>1</td> <td>2485.14</td> <td>62.98</td> <td>74.00</td> <td>-11.02</td> <td>50.08</td> <td>32.78</td> <td>6.74</td> <td>32.62</td> <td>6.00</td> <td>130</td> <td>233</td> <td>PEAK</td> </tr> </tbody> </table>	Limit	Read	Ant	Cable	Preamp	Aux	APos	TPos	Remark	Freq	Level	Line	Margin	Level	Factor	Loss	Factor	Factor	MHz	dBuV/m	dBuV/m	dB	dBuV	dB/m	dB	dB	cm	deg	1	2485.14	62.98	74.00	-11.02	50.08	32.78	6.74	32.62	6.00	130	233	PEAK	 <table border="1" data-bbox="901 1153 1412 1288"> <thead> <tr> <th>Limit</th> <th>Read</th> <th>Ant</th> <th>Cable</th> <th>Preamp</th> <th>Aux</th> <th>APos</th> <th>TPos</th> <th>Remark</th> </tr> <tr> <th>Freq</th> <th>Level</th> <th>Line</th> <th>Margin</th> <th>Level</th> <th>Factor</th> <th>Loss</th> <th>Factor</th> <th>Factor</th> </tr> <tr> <th>MHz</th> <th>dBuV/m</th> <th>dBuV/m</th> <th>dB</th> <th>dBuV</th> <th>dB/m</th> <th>dB</th> <th>dB</th> <th>dB</th> <th>cm</th> <th>deg</th> </tr> </thead> <tbody> <tr> <td>1</td> <td>2462.00</td> <td>111.77</td> <td>-----</td> <td>-----</td> <td>99.20</td> <td>32.56</td> <td>6.70</td> <td>32.69</td> <td>6.00</td> <td>130</td> <td>233</td> <td>PEAK</td> </tr> </tbody> </table>	Limit	Read	Ant	Cable	Preamp	Aux	APos	TPos	Remark	Freq	Level	Line	Margin	Level	Factor	Loss	Factor	Factor	MHz	dBuV/m	dBuV/m	dB	dBuV	dB/m	dB	dB	dB	cm	deg	1	2462.00	111.77	-----	-----	99.20	32.56	6.70	32.69	6.00	130	233	PEAK	
	Limit	Read	Ant	Cable	Preamp	Aux	APos	TPos	Remark																																																																													
Freq	Level	Line	Margin	Level	Factor	Loss	Factor	Factor																																																																														
MHz	dBuV/m	dBuV/m	dB	dBuV	dB/m	dB	dB	cm	deg																																																																													
1	2485.14	62.98	74.00	-11.02	50.08	32.78	6.74	32.62	6.00	130	233	PEAK																																																																										
Limit	Read	Ant	Cable	Preamp	Aux	APos	TPos	Remark																																																																														
Freq	Level	Line	Margin	Level	Factor	Loss	Factor	Factor																																																																														
MHz	dBuV/m	dBuV/m	dB	dBuV	dB/m	dB	dB	dB	cm	deg																																																																												
1	2462.00	111.77	-----	-----	99.20	32.56	6.70	32.69	6.00	130	233	PEAK																																																																										
Avg	 <table border="1" data-bbox="263 1836 774 1971"> <thead> <tr> <th>Limit</th> <th>Read</th> <th>Ant</th> <th>Cable</th> <th>Preamp</th> <th>Aux</th> <th>APos</th> <th>TPos</th> <th>Remark</th> </tr> <tr> <th>Freq</th> <th>Level</th> <th>Line</th> <th>Margin</th> <th>Level</th> <th>Factor</th> <th>Loss</th> <th>Factor</th> <th>Factor</th> </tr> <tr> <th>MHz</th> <th>dBuV/m</th> <th>dBuV/m</th> <th>dB</th> <th>dBuV</th> <th>dB/m</th> <th>dB</th> <th>dB</th> <th>dB</th> <th>cm</th> <th>deg</th> </tr> </thead> <tbody> <tr> <td>1</td> <td>2483.51</td> <td>48.54</td> <td>54.00</td> <td>-5.46</td> <td>35.67</td> <td>32.77</td> <td>6.73</td> <td>32.63</td> <td>6.00</td> <td>130</td> <td>233</td> <td>AVERAGE</td> </tr> </tbody> </table>	Limit	Read	Ant	Cable	Preamp	Aux	APos	TPos	Remark	Freq	Level	Line	Margin	Level	Factor	Loss	Factor	Factor	MHz	dBuV/m	dBuV/m	dB	dBuV	dB/m	dB	dB	dB	cm	deg	1	2483.51	48.54	54.00	-5.46	35.67	32.77	6.73	32.63	6.00	130	233	AVERAGE	 <table border="1" data-bbox="901 1836 1412 1971"> <thead> <tr> <th>Limit</th> <th>Read</th> <th>Ant</th> <th>Cable</th> <th>Preamp</th> <th>Aux</th> <th>APos</th> <th>TPos</th> <th>Remark</th> </tr> <tr> <th>Freq</th> <th>Level</th> <th>Line</th> <th>Margin</th> <th>Level</th> <th>Factor</th> <th>Loss</th> <th>Factor</th> <th>Factor</th> </tr> <tr> <th>MHz</th> <th>dBuV/m</th> <th>dBuV/m</th> <th>dB</th> <th>dBuV</th> <th>dB/m</th> <th>dB</th> <th>dB</th> <th>dB</th> <th>cm</th> <th>deg</th> </tr> </thead> <tbody> <tr> <td>1</td> <td>2462.00</td> <td>100.35</td> <td>-----</td> <td>-----</td> <td>87.80</td> <td>32.55</td> <td>6.70</td> <td>32.70</td> <td>6.00</td> <td>130</td> <td>233</td> <td>AVERAGE</td> </tr> </tbody> </table>	Limit	Read	Ant	Cable	Preamp	Aux	APos	TPos	Remark	Freq	Level	Line	Margin	Level	Factor	Loss	Factor	Factor	MHz	dBuV/m	dBuV/m	dB	dBuV	dB/m	dB	dB	dB	cm	deg	1	2462.00	100.35	-----	-----	87.80	32.55	6.70	32.70	6.00	130	233	AVERAGE
Limit	Read	Ant	Cable	Preamp	Aux	APos	TPos	Remark																																																																														
Freq	Level	Line	Margin	Level	Factor	Loss	Factor	Factor																																																																														
MHz	dBuV/m	dBuV/m	dB	dBuV	dB/m	dB	dB	dB	cm	deg																																																																												
1	2483.51	48.54	54.00	-5.46	35.67	32.77	6.73	32.63	6.00	130	233	AVERAGE																																																																										
Limit	Read	Ant	Cable	Preamp	Aux	APos	TPos	Remark																																																																														
Freq	Level	Line	Margin	Level	Factor	Loss	Factor	Factor																																																																														
MHz	dBuV/m	dBuV/m	dB	dBuV	dB/m	dB	dB	dB	cm	deg																																																																												
1	2462.00	100.35	-----	-----	87.80	32.55	6.70	32.70	6.00	130	233	AVERAGE																																																																										

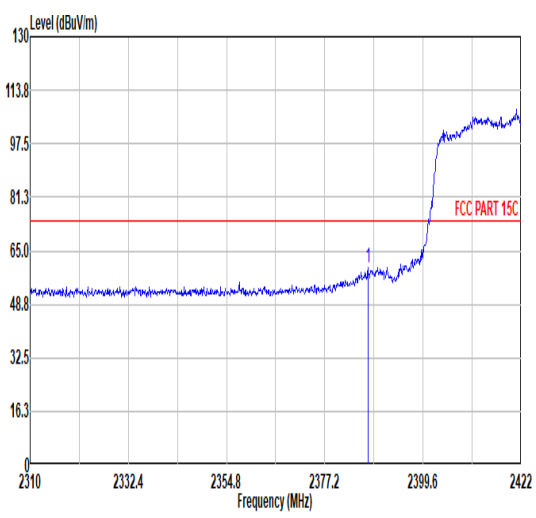
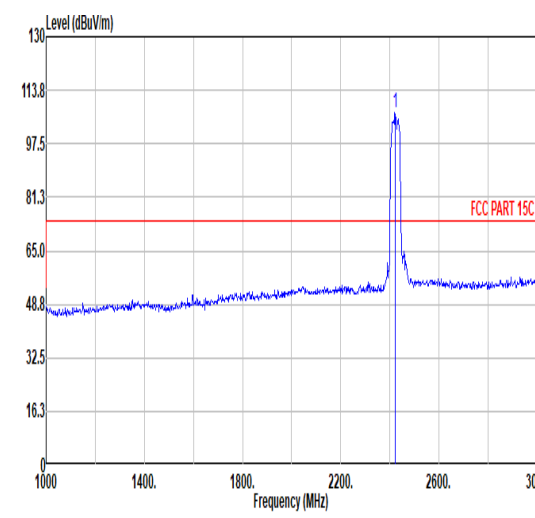
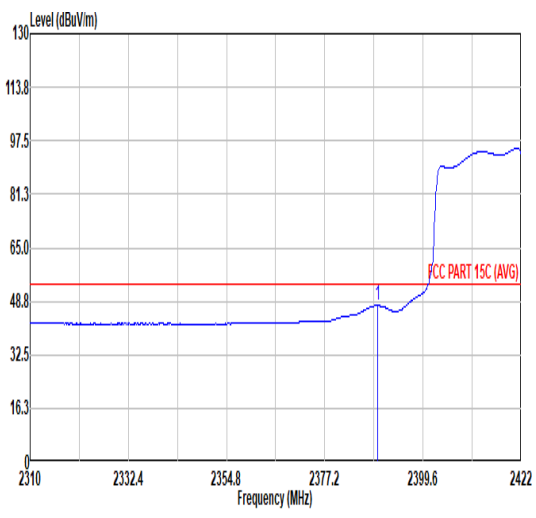
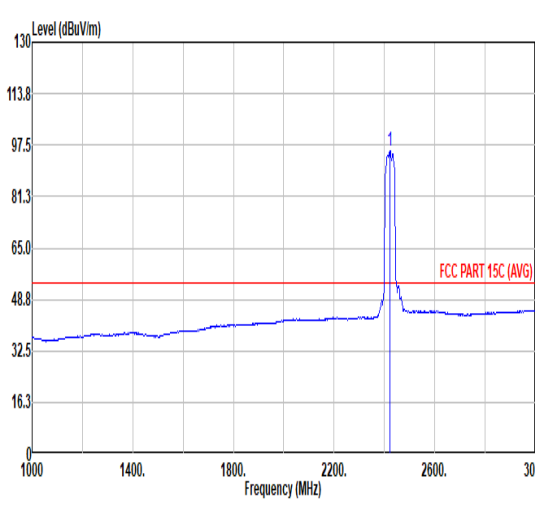


Mode	9																																																																	
	Band Edge																																																																	
	2400-2483.5_802.11ax HE20_CH11_2462MHz																																																																	
ANT	CDD 2+4																																																																	
Pol.	Vertical	Fundamental																																																																
Peak	 <table border="1" data-bbox="247 1153 774 1288"> <thead> <tr> <th>Limit</th> <th>Read</th> <th>Ant</th> <th>Cable</th> <th>Aux</th> <th>APos</th> <th>TPos</th> <th>Remark</th> </tr> <tr> <th>Freq</th> <th>Level</th> <th>Line</th> <th>Margin</th> <th>Level</th> <th>Factor</th> <th>Loss</th> <th>Factor</th> <th>Factor</th> <th>cm</th> <th>deg</th> </tr> </thead> <tbody> <tr> <td>1</td> <td>2484.76</td> <td>60.95</td> <td>74.00</td> <td>-13.05</td> <td>48.06</td> <td>32.78</td> <td>6.73</td> <td>32.62</td> <td>6.00</td> <td>289</td> <td>125</td> <td>PEAK</td> </tr> </tbody> </table>	Limit	Read	Ant	Cable	Aux	APos	TPos	Remark	Freq	Level	Line	Margin	Level	Factor	Loss	Factor	Factor	cm	deg	1	2484.76	60.95	74.00	-13.05	48.06	32.78	6.73	32.62	6.00	289	125	PEAK	 <table border="1" data-bbox="917 1153 1444 1288"> <thead> <tr> <th>Limit</th> <th>Read</th> <th>Ant</th> <th>Cable</th> <th>Aux</th> <th>APos</th> <th>TPos</th> <th>Remark</th> </tr> <tr> <th>Freq</th> <th>Level</th> <th>Line</th> <th>Margin</th> <th>Level</th> <th>Factor</th> <th>Loss</th> <th>Factor</th> <th>Factor</th> <th>cm</th> <th>deg</th> </tr> </thead> <tbody> <tr> <td>1</td> <td>2462.00</td> <td>107.96</td> <td>-----</td> <td>-----</td> <td>95.32</td> <td>32.61</td> <td>6.71</td> <td>32.68</td> <td>6.00</td> <td>289</td> <td>125</td> <td>PEAK</td> </tr> </tbody> </table>	Limit	Read	Ant	Cable	Aux	APos	TPos	Remark	Freq	Level	Line	Margin	Level	Factor	Loss	Factor	Factor	cm	deg	1	2462.00	107.96	-----	-----	95.32	32.61	6.71	32.68	6.00	289	125	PEAK
	Limit	Read	Ant	Cable	Aux	APos	TPos	Remark																																																										
Freq	Level	Line	Margin	Level	Factor	Loss	Factor	Factor	cm	deg																																																								
1	2484.76	60.95	74.00	-13.05	48.06	32.78	6.73	32.62	6.00	289	125	PEAK																																																						
Limit	Read	Ant	Cable	Aux	APos	TPos	Remark																																																											
Freq	Level	Line	Margin	Level	Factor	Loss	Factor	Factor	cm	deg																																																								
1	2462.00	107.96	-----	-----	95.32	32.61	6.71	32.68	6.00	289	125	PEAK																																																						
Avg	 <table border="1" data-bbox="247 1825 774 1960"> <thead> <tr> <th>Limit</th> <th>Read</th> <th>Ant</th> <th>Cable</th> <th>Aux</th> <th>APos</th> <th>TPos</th> <th>Remark</th> </tr> <tr> <th>Freq</th> <th>Level</th> <th>Line</th> <th>Margin</th> <th>Level</th> <th>Factor</th> <th>Loss</th> <th>Factor</th> <th>Factor</th> <th>cm</th> <th>deg</th> </tr> </thead> <tbody> <tr> <td>1</td> <td>2483.77</td> <td>46.63</td> <td>54.00</td> <td>-7.37</td> <td>33.75</td> <td>32.77</td> <td>6.73</td> <td>32.62</td> <td>6.00</td> <td>289</td> <td>125</td> <td>AVERAGE</td> </tr> </tbody> </table>	Limit	Read	Ant	Cable	Aux	APos	TPos	Remark	Freq	Level	Line	Margin	Level	Factor	Loss	Factor	Factor	cm	deg	1	2483.77	46.63	54.00	-7.37	33.75	32.77	6.73	32.62	6.00	289	125	AVERAGE	 <table border="1" data-bbox="917 1825 1444 1960"> <thead> <tr> <th>Limit</th> <th>Read</th> <th>Ant</th> <th>Cable</th> <th>Aux</th> <th>APos</th> <th>TPos</th> <th>Remark</th> </tr> <tr> <th>Freq</th> <th>Level</th> <th>Line</th> <th>Margin</th> <th>Level</th> <th>Factor</th> <th>Loss</th> <th>Factor</th> <th>Factor</th> <th>cm</th> <th>deg</th> </tr> </thead> <tbody> <tr> <td>1</td> <td>2462.00</td> <td>96.48</td> <td>-----</td> <td>-----</td> <td>83.86</td> <td>32.60</td> <td>6.70</td> <td>32.68</td> <td>6.00</td> <td>289</td> <td>125</td> <td>AVERAGE</td> </tr> </tbody> </table>	Limit	Read	Ant	Cable	Aux	APos	TPos	Remark	Freq	Level	Line	Margin	Level	Factor	Loss	Factor	Factor	cm	deg	1	2462.00	96.48	-----	-----	83.86	32.60	6.70	32.68	6.00	289	125	AVERAGE
	Limit	Read	Ant	Cable	Aux	APos	TPos	Remark																																																										
Freq	Level	Line	Margin	Level	Factor	Loss	Factor	Factor	cm	deg																																																								
1	2483.77	46.63	54.00	-7.37	33.75	32.77	6.73	32.62	6.00	289	125	AVERAGE																																																						
Limit	Read	Ant	Cable	Aux	APos	TPos	Remark																																																											
Freq	Level	Line	Margin	Level	Factor	Loss	Factor	Factor	cm	deg																																																								
1	2462.00	96.48	-----	-----	83.86	32.60	6.70	32.68	6.00	289	125	AVERAGE																																																						



Mode	9																																																																																																																																																		
	Harmonic																																																																																																																																																		
	2400-2483.5_802.11ax HE20_CH11_2462MHz																																																																																																																																																		
ANT	CDD 2+4																																																																																																																																																		
Pol.	Horizontal	Vertical																																																																																																																																																	
Peak Avg	<table border="1"> <thead> <tr> <th>Limit</th> <th>Read</th> <th>Ant</th> <th>Cable</th> <th>Preamp</th> <th>Aux</th> <th>APos</th> <th>TPos</th> <th>Remark</th> </tr> <tr> <th>Freq</th> <th>Level</th> <th>Line</th> <th>Margin</th> <th>Level</th> <th>Factor</th> <th>Loss</th> <th>Factor</th> <th>Factor</th> </tr> <tr> <th>MHz</th> <th>dBuV/m</th> <th>dBuV/m</th> <th>dB</th> <th>dBuV</th> <th>dB/m</th> <th>dB</th> <th>dB</th> <th>dB</th> </tr> </thead> <tbody> <tr> <td>1</td> <td>4924.00</td> <td>42.83</td> <td>74.00</td> <td>-31.17</td> <td>59.89</td> <td>34.20</td> <td>9.57</td> <td>60.83</td> <td>0.00</td> <td>---</td> <td>---</td> <td>PEAK</td> </tr> <tr> <td>2</td> <td>7386.00</td> <td>50.94</td> <td>74.00</td> <td>-23.06</td> <td>63.98</td> <td>35.73</td> <td>11.72</td> <td>60.49</td> <td>0.00</td> <td>102</td> <td>201</td> <td>PEAK</td> </tr> <tr> <td>3</td> <td>7386.00</td> <td>38.89</td> <td>54.00</td> <td>-15.11</td> <td>51.95</td> <td>35.72</td> <td>11.72</td> <td>60.50</td> <td>0.00</td> <td>102</td> <td>201</td> <td>AVERAGE</td> </tr> </tbody> </table>	Limit	Read	Ant	Cable	Preamp	Aux	APos	TPos	Remark	Freq	Level	Line	Margin	Level	Factor	Loss	Factor	Factor	MHz	dBuV/m	dBuV/m	dB	dBuV	dB/m	dB	dB	dB	1	4924.00	42.83	74.00	-31.17	59.89	34.20	9.57	60.83	0.00	---	---	PEAK	2	7386.00	50.94	74.00	-23.06	63.98	35.73	11.72	60.49	0.00	102	201	PEAK	3	7386.00	38.89	54.00	-15.11	51.95	35.72	11.72	60.50	0.00	102	201	AVERAGE	<table border="1"> <thead> <tr> <th>Limit</th> <th>Read</th> <th>Ant</th> <th>Cable</th> <th>Preamp</th> <th>Aux</th> <th>APos</th> <th>TPos</th> <th>Remark</th> </tr> <tr> <th>Freq</th> <th>Level</th> <th>Line</th> <th>Margin</th> <th>Level</th> <th>Factor</th> <th>Loss</th> <th>Factor</th> <th>Factor</th> </tr> <tr> <th>MHz</th> <th>dBuV/m</th> <th>dBuV/m</th> <th>dB</th> <th>dBuV</th> <th>dB/m</th> <th>dB</th> <th>dB</th> <th>dB</th> </tr> </thead> <tbody> <tr> <td>1</td> <td>4924.00</td> <td>43.16</td> <td>74.00</td> <td>-30.84</td> <td>60.22</td> <td>34.20</td> <td>9.57</td> <td>60.83</td> <td>0.00</td> <td>---</td> <td>---</td> <td>PEAK</td> </tr> <tr> <td>2</td> <td>6915.00</td> <td>48.00</td> <td>82.41</td> <td>-34.41</td> <td>60.84</td> <td>35.63</td> <td>11.41</td> <td>59.88</td> <td>0.00</td> <td>---</td> <td>---</td> <td>Peak</td> </tr> <tr> <td>3</td> <td>7386.00</td> <td>56.34</td> <td>74.00</td> <td>-17.66</td> <td>69.38</td> <td>35.73</td> <td>11.72</td> <td>60.49</td> <td>0.00</td> <td>104</td> <td>279</td> <td>PEAK</td> </tr> <tr> <td>4</td> <td>7386.00</td> <td>40.63</td> <td>54.00</td> <td>-13.37</td> <td>53.65</td> <td>35.74</td> <td>11.72</td> <td>60.48</td> <td>0.00</td> <td>104</td> <td>279</td> <td>AVERAGE</td> </tr> </tbody> </table>	Limit	Read	Ant	Cable	Preamp	Aux	APos	TPos	Remark	Freq	Level	Line	Margin	Level	Factor	Loss	Factor	Factor	MHz	dBuV/m	dBuV/m	dB	dBuV	dB/m	dB	dB	dB	1	4924.00	43.16	74.00	-30.84	60.22	34.20	9.57	60.83	0.00	---	---	PEAK	2	6915.00	48.00	82.41	-34.41	60.84	35.63	11.41	59.88	0.00	---	---	Peak	3	7386.00	56.34	74.00	-17.66	69.38	35.73	11.72	60.49	0.00	104	279	PEAK	4	7386.00	40.63	54.00	-13.37	53.65	35.74	11.72	60.48	0.00	104	279	AVERAGE
	Limit	Read	Ant	Cable	Preamp	Aux	APos	TPos	Remark																																																																																																																																										
Freq	Level	Line	Margin	Level	Factor	Loss	Factor	Factor																																																																																																																																											
MHz	dBuV/m	dBuV/m	dB	dBuV	dB/m	dB	dB	dB																																																																																																																																											
1	4924.00	42.83	74.00	-31.17	59.89	34.20	9.57	60.83	0.00	---	---	PEAK																																																																																																																																							
2	7386.00	50.94	74.00	-23.06	63.98	35.73	11.72	60.49	0.00	102	201	PEAK																																																																																																																																							
3	7386.00	38.89	54.00	-15.11	51.95	35.72	11.72	60.50	0.00	102	201	AVERAGE																																																																																																																																							
Limit	Read	Ant	Cable	Preamp	Aux	APos	TPos	Remark																																																																																																																																											
Freq	Level	Line	Margin	Level	Factor	Loss	Factor	Factor																																																																																																																																											
MHz	dBuV/m	dBuV/m	dB	dBuV	dB/m	dB	dB	dB																																																																																																																																											
1	4924.00	43.16	74.00	-30.84	60.22	34.20	9.57	60.83	0.00	---	---	PEAK																																																																																																																																							
2	6915.00	48.00	82.41	-34.41	60.84	35.63	11.41	59.88	0.00	---	---	Peak																																																																																																																																							
3	7386.00	56.34	74.00	-17.66	69.38	35.73	11.72	60.49	0.00	104	279	PEAK																																																																																																																																							
4	7386.00	40.63	54.00	-13.37	53.65	35.74	11.72	60.48	0.00	104	279	AVERAGE																																																																																																																																							

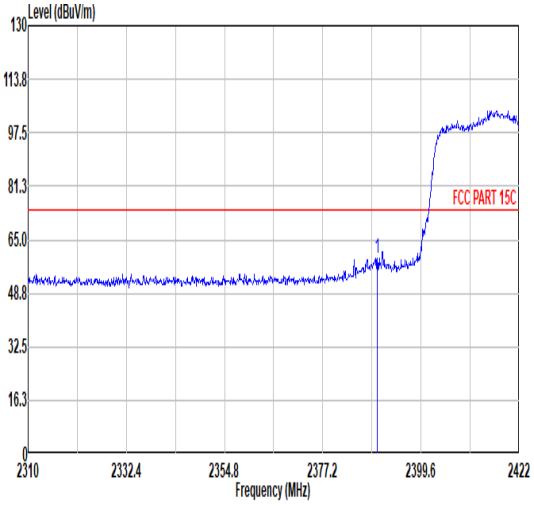
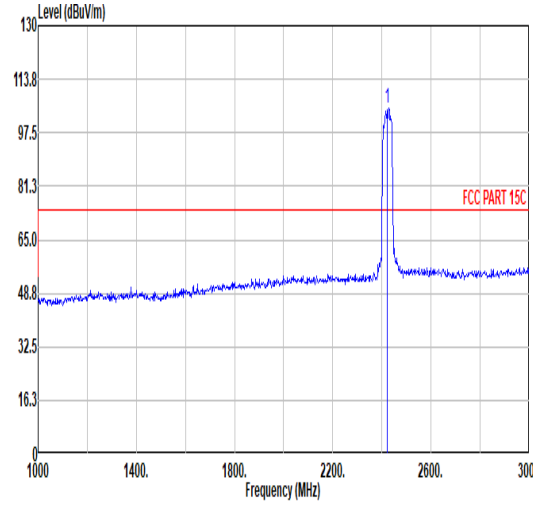
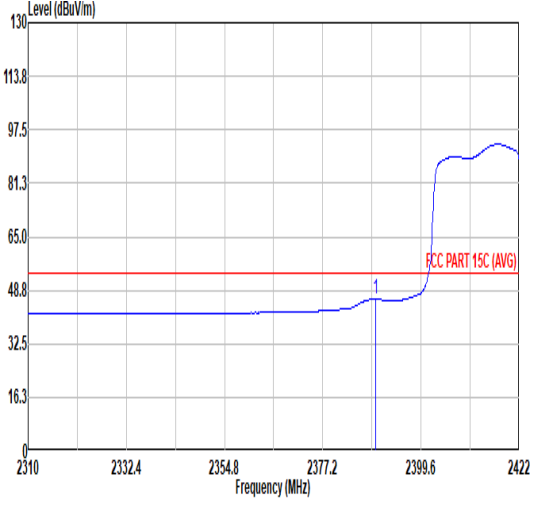
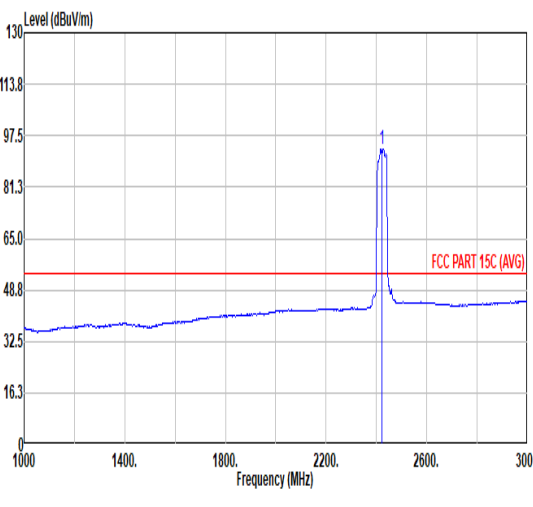


Mode	10																																																																													
	Band Edge - L																																																																													
	2400-2483.5_802.11ax HE40_CH03_2422MHz																																																																													
ANT	CDD 2+4																																																																													
Pol.	Horizontal	Fundamental																																																																												
Peak	 <p>Level (dBuV/m) vs Frequency (MHz) plot for Horizontal polarization. The y-axis ranges from 0 to 130 dBuV/m, and the x-axis ranges from 2310 to 2422 MHz. A red horizontal line indicates the FCC PART 15C limit at approximately 75 dBuV/m. A sharp peak is visible at 2422 MHz, reaching approximately 107 dBuV/m.</p> <table border="1"> <thead> <tr> <th>Limit</th> <th>Read</th> <th>Ant</th> <th>Cable</th> <th>Preamp</th> <th>Aux</th> <th>APos</th> <th>TPos</th> <th>Remark</th> </tr> <tr> <th>Freq</th> <th>Level</th> <th>Line</th> <th>Margin</th> <th>Level</th> <th>Factor</th> <th>Loss</th> <th>Factor</th> <th>Factor</th> </tr> <tr> <th>MHz</th> <th>dBuV/m</th> <th>dBuV/m</th> <th>dB</th> <th>dBuV</th> <th>dB/m</th> <th>dB</th> <th>dB</th> <th>cm</th> <th>deg</th> </tr> </thead> <tbody> <tr> <td>1 2387.06</td> <td>59.92</td> <td>74.00</td> <td>-14.08</td> <td>48.16</td> <td>32.02</td> <td>6.60</td> <td>32.86</td> <td>6.00</td> <td>131 229 PEAK</td> </tr> </tbody> </table>	Limit	Read	Ant	Cable	Preamp	Aux	APos	TPos	Remark	Freq	Level	Line	Margin	Level	Factor	Loss	Factor	Factor	MHz	dBuV/m	dBuV/m	dB	dBuV	dB/m	dB	dB	cm	deg	1 2387.06	59.92	74.00	-14.08	48.16	32.02	6.60	32.86	6.00	131 229 PEAK	 <p>Level (dBuV/m) vs Frequency (MHz) plot for Fundamental polarization. The y-axis ranges from 0 to 130 dBuV/m, and the x-axis ranges from 1000 to 3000 MHz. A red horizontal line indicates the FCC PART 15C limit at approximately 75 dBuV/m. A sharp peak is visible at 2422 MHz, reaching approximately 107 dBuV/m.</p> <table border="1"> <thead> <tr> <th>Limit</th> <th>Read</th> <th>Ant</th> <th>Cable</th> <th>Preamp</th> <th>Aux</th> <th>APos</th> <th>TPos</th> <th>Remark</th> </tr> <tr> <th>Freq</th> <th>Level</th> <th>Line</th> <th>Margin</th> <th>Level</th> <th>Factor</th> <th>Loss</th> <th>Factor</th> <th>Factor</th> </tr> <tr> <th>MHz</th> <th>dBuV/m</th> <th>dBuV/m</th> <th>dB</th> <th>dBuV</th> <th>dB/m</th> <th>dB</th> <th>dB</th> <th>cm</th> <th>deg</th> </tr> </thead> <tbody> <tr> <td>1 2422.00</td> <td>107.16</td> <td>-----</td> <td>-----</td> <td>94.98</td> <td>32.32</td> <td>6.65</td> <td>32.79</td> <td>6.00</td> <td>131 229 PEAK</td> </tr> </tbody> </table>	Limit	Read	Ant	Cable	Preamp	Aux	APos	TPos	Remark	Freq	Level	Line	Margin	Level	Factor	Loss	Factor	Factor	MHz	dBuV/m	dBuV/m	dB	dBuV	dB/m	dB	dB	cm	deg	1 2422.00	107.16	-----	-----	94.98	32.32	6.65	32.79	6.00	131 229 PEAK
	Limit	Read	Ant	Cable	Preamp	Aux	APos	TPos	Remark																																																																					
Freq	Level	Line	Margin	Level	Factor	Loss	Factor	Factor																																																																						
MHz	dBuV/m	dBuV/m	dB	dBuV	dB/m	dB	dB	cm	deg																																																																					
1 2387.06	59.92	74.00	-14.08	48.16	32.02	6.60	32.86	6.00	131 229 PEAK																																																																					
Limit	Read	Ant	Cable	Preamp	Aux	APos	TPos	Remark																																																																						
Freq	Level	Line	Margin	Level	Factor	Loss	Factor	Factor																																																																						
MHz	dBuV/m	dBuV/m	dB	dBuV	dB/m	dB	dB	cm	deg																																																																					
1 2422.00	107.16	-----	-----	94.98	32.32	6.65	32.79	6.00	131 229 PEAK																																																																					
Avg	 <p>Level (dBuV/m) vs Frequency (MHz) plot for Horizontal polarization showing the average spectrum. The y-axis ranges from 0 to 130 dBuV/m, and the x-axis ranges from 2310 to 2422 MHz. A red horizontal line indicates the FCC PART 15C (AVG) limit at approximately 54 dBuV/m. A peak is visible at 2422 MHz, reaching approximately 95 dBuV/m.</p> <table border="1"> <thead> <tr> <th>Limit</th> <th>Read</th> <th>Ant</th> <th>Cable</th> <th>Preamp</th> <th>Aux</th> <th>APos</th> <th>TPos</th> <th>Remark</th> </tr> <tr> <th>Freq</th> <th>Level</th> <th>Line</th> <th>Margin</th> <th>Level</th> <th>Factor</th> <th>Loss</th> <th>Factor</th> <th>Factor</th> </tr> <tr> <th>MHz</th> <th>dBuV/m</th> <th>dBuV/m</th> <th>dB</th> <th>dBuV</th> <th>dB/m</th> <th>dB</th> <th>dB</th> <th>cm</th> <th>deg</th> </tr> </thead> <tbody> <tr> <td>1 2389.18</td> <td>47.40</td> <td>54.00</td> <td>-6.60</td> <td>35.61</td> <td>32.05</td> <td>6.60</td> <td>32.86</td> <td>6.00</td> <td>131 229 AVERAGE</td> </tr> </tbody> </table>	Limit	Read	Ant	Cable	Preamp	Aux	APos	TPos	Remark	Freq	Level	Line	Margin	Level	Factor	Loss	Factor	Factor	MHz	dBuV/m	dBuV/m	dB	dBuV	dB/m	dB	dB	cm	deg	1 2389.18	47.40	54.00	-6.60	35.61	32.05	6.60	32.86	6.00	131 229 AVERAGE	 <p>Level (dBuV/m) vs Frequency (MHz) plot for Fundamental polarization showing the average spectrum. The y-axis ranges from 0 to 130 dBuV/m, and the x-axis ranges from 1000 to 3000 MHz. A red horizontal line indicates the FCC PART 15C (AVG) limit at approximately 54 dBuV/m. A peak is visible at 2422 MHz, reaching approximately 95 dBuV/m.</p> <table border="1"> <thead> <tr> <th>Limit</th> <th>Read</th> <th>Ant</th> <th>Cable</th> <th>Preamp</th> <th>Aux</th> <th>APos</th> <th>TPos</th> <th>Remark</th> </tr> <tr> <th>Freq</th> <th>Level</th> <th>Line</th> <th>Margin</th> <th>Level</th> <th>Factor</th> <th>Loss</th> <th>Factor</th> <th>Factor</th> </tr> <tr> <th>MHz</th> <th>dBuV/m</th> <th>dBuV/m</th> <th>dB</th> <th>dBuV</th> <th>dB/m</th> <th>dB</th> <th>dB</th> <th>cm</th> <th>deg</th> </tr> </thead> <tbody> <tr> <td>1 2422.00</td> <td>95.82</td> <td>-----</td> <td>-----</td> <td>83.61</td> <td>32.34</td> <td>6.65</td> <td>32.78</td> <td>6.00</td> <td>131 229 AVERAGE</td> </tr> </tbody> </table>	Limit	Read	Ant	Cable	Preamp	Aux	APos	TPos	Remark	Freq	Level	Line	Margin	Level	Factor	Loss	Factor	Factor	MHz	dBuV/m	dBuV/m	dB	dBuV	dB/m	dB	dB	cm	deg	1 2422.00	95.82	-----	-----	83.61	32.34	6.65	32.78	6.00	131 229 AVERAGE
Limit	Read	Ant	Cable	Preamp	Aux	APos	TPos	Remark																																																																						
Freq	Level	Line	Margin	Level	Factor	Loss	Factor	Factor																																																																						
MHz	dBuV/m	dBuV/m	dB	dBuV	dB/m	dB	dB	cm	deg																																																																					
1 2389.18	47.40	54.00	-6.60	35.61	32.05	6.60	32.86	6.00	131 229 AVERAGE																																																																					
Limit	Read	Ant	Cable	Preamp	Aux	APos	TPos	Remark																																																																						
Freq	Level	Line	Margin	Level	Factor	Loss	Factor	Factor																																																																						
MHz	dBuV/m	dBuV/m	dB	dBuV	dB/m	dB	dB	cm	deg																																																																					
1 2422.00	95.82	-----	-----	83.61	32.34	6.65	32.78	6.00	131 229 AVERAGE																																																																					



Mode	10																																										
	Band Edge - R																																										
	2400-2483.5_802.11ax HE40_CH03_2422MHz																																										
ANT	CDD 2+4																																										
Pol.	Horizontal	Fundamental																																									
Peak	<table border="1"> <thead> <tr> <th>Limit</th> <th>Read</th> <th>Ant</th> <th>Cable</th> <th>Preamp</th> <th>Aux</th> <th>APos</th> <th>TPos</th> <th>Remark</th> </tr> <tr> <th>Freq</th> <th>Level</th> <th>Line</th> <th>Margin</th> <th>Level</th> <th>Factor</th> <th>Loss</th> <th>Factor</th> <th>Factor</th> </tr> <tr> <th>MHz</th> <th>dBuV/m</th> <th>dBuV/m</th> <th>dB</th> <th>dBuV</th> <th>dB/m</th> <th>dB</th> <th>dB</th> <th>cm</th> <th>deg</th> </tr> </thead> <tbody> <tr> <td>1</td> <td>2486.19</td> <td>56.50</td> <td>74.00</td> <td>-17.50</td> <td>43.59</td> <td>32.79</td> <td>6.74</td> <td>32.62</td> <td>6.00</td> <td>131</td> <td>229</td> <td>PEAK</td> </tr> </tbody> </table>	Limit	Read	Ant	Cable	Preamp	Aux	APos	TPos	Remark	Freq	Level	Line	Margin	Level	Factor	Loss	Factor	Factor	MHz	dBuV/m	dBuV/m	dB	dBuV	dB/m	dB	dB	cm	deg	1	2486.19	56.50	74.00	-17.50	43.59	32.79	6.74	32.62	6.00	131	229	PEAK	Blank
Limit	Read	Ant	Cable	Preamp	Aux	APos	TPos	Remark																																			
Freq	Level	Line	Margin	Level	Factor	Loss	Factor	Factor																																			
MHz	dBuV/m	dBuV/m	dB	dBuV	dB/m	dB	dB	cm	deg																																		
1	2486.19	56.50	74.00	-17.50	43.59	32.79	6.74	32.62	6.00	131	229	PEAK																															
Avg	<table border="1"> <thead> <tr> <th>Limit</th> <th>Read</th> <th>Ant</th> <th>Cable</th> <th>Preamp</th> <th>Aux</th> <th>APos</th> <th>TPos</th> <th>Remark</th> </tr> <tr> <th>Freq</th> <th>Level</th> <th>Line</th> <th>Margin</th> <th>Level</th> <th>Factor</th> <th>Loss</th> <th>Factor</th> <th>Factor</th> </tr> <tr> <th>MHz</th> <th>dBuV/m</th> <th>dBuV/m</th> <th>dB</th> <th>dBuV</th> <th>dB/m</th> <th>dB</th> <th>dB</th> <th>cm</th> <th>deg</th> </tr> </thead> <tbody> <tr> <td>1</td> <td>2483.62</td> <td>44.31</td> <td>54.00</td> <td>-9.69</td> <td>31.44</td> <td>32.77</td> <td>6.73</td> <td>32.63</td> <td>6.00</td> <td>131</td> <td>229</td> <td>AVERAGE</td> </tr> </tbody> </table>	Limit	Read	Ant	Cable	Preamp	Aux	APos	TPos	Remark	Freq	Level	Line	Margin	Level	Factor	Loss	Factor	Factor	MHz	dBuV/m	dBuV/m	dB	dBuV	dB/m	dB	dB	cm	deg	1	2483.62	44.31	54.00	-9.69	31.44	32.77	6.73	32.63	6.00	131	229	AVERAGE	Blank
Limit	Read	Ant	Cable	Preamp	Aux	APos	TPos	Remark																																			
Freq	Level	Line	Margin	Level	Factor	Loss	Factor	Factor																																			
MHz	dBuV/m	dBuV/m	dB	dBuV	dB/m	dB	dB	cm	deg																																		
1	2483.62	44.31	54.00	-9.69	31.44	32.77	6.73	32.63	6.00	131	229	AVERAGE																															



Mode	10																																																																													
	Band Edge - L																																																																													
	2400-2483.5_802.11ax HE40_CH03_2422MHz																																																																													
ANT	CDD 2+4																																																																													
Pol.	Vertical	Fundamental																																																																												
Peak	 <p>Level (dBuV/m) vs Frequency (MHz) plot for Vertical polarization. The y-axis ranges from 0 to 130 dBuV/m, and the x-axis ranges from 2310 to 2422 MHz. A red horizontal line indicates the FCC PART 15C limit at approximately 75 dBuV/m. A blue peak is visible at 2389.63 MHz, reaching a level of 59.23 dBuV/m.</p> <table border="1"> <thead> <tr> <th>Limit</th> <th>Read</th> <th>Ant</th> <th>Cable</th> <th>Preamp</th> <th>Aux</th> <th>Apos</th> <th>TPos</th> <th>Remark</th> </tr> <tr> <th>Freq</th> <th>Level</th> <th>Line</th> <th>Margin</th> <th>Level</th> <th>Factor</th> <th>Loss</th> <th>Factor</th> <th>Factor</th> </tr> <tr> <th>MHz</th> <th>dBuV/m</th> <th>dBuV/m</th> <th>dB</th> <th>dBuV</th> <th>dB/m</th> <th>dB</th> <th>dB</th> <th>cm</th> <th>deg</th> </tr> </thead> <tbody> <tr> <td>1 2389.63</td> <td>59.23</td> <td>74.00</td> <td>-14.77</td> <td>47.44</td> <td>32.05</td> <td>6.60</td> <td>32.86</td> <td>6.00</td> <td>380 161 PEAK</td> </tr> </tbody> </table>	Limit	Read	Ant	Cable	Preamp	Aux	Apos	TPos	Remark	Freq	Level	Line	Margin	Level	Factor	Loss	Factor	Factor	MHz	dBuV/m	dBuV/m	dB	dBuV	dB/m	dB	dB	cm	deg	1 2389.63	59.23	74.00	-14.77	47.44	32.05	6.60	32.86	6.00	380 161 PEAK	 <p>Level (dBuV/m) vs Frequency (MHz) plot for Fundamental polarization. The y-axis ranges from 0 to 130 dBuV/m, and the x-axis ranges from 1000 to 3000 MHz. A red horizontal line indicates the FCC PART 15C limit at approximately 75 dBuV/m. A blue peak is visible at 2422.00 MHz, reaching a level of 104.82 dBuV/m.</p> <table border="1"> <thead> <tr> <th>Limit</th> <th>Read</th> <th>Ant</th> <th>Cable</th> <th>Preamp</th> <th>Aux</th> <th>Apos</th> <th>TPos</th> <th>Remark</th> </tr> <tr> <th>Freq</th> <th>Level</th> <th>Line</th> <th>Margin</th> <th>Level</th> <th>Factor</th> <th>Loss</th> <th>Factor</th> <th>Factor</th> </tr> <tr> <th>MHz</th> <th>dBuV/m</th> <th>dBuV/m</th> <th>dB</th> <th>dBuV</th> <th>dB/m</th> <th>dB</th> <th>dB</th> <th>cm</th> <th>deg</th> </tr> </thead> <tbody> <tr> <td>1 2422.00</td> <td>104.82</td> <td>-----</td> <td>-----</td> <td>92.56</td> <td>32.37</td> <td>6.66</td> <td>32.77</td> <td>6.00</td> <td>380 161 PEAK</td> </tr> </tbody> </table>	Limit	Read	Ant	Cable	Preamp	Aux	Apos	TPos	Remark	Freq	Level	Line	Margin	Level	Factor	Loss	Factor	Factor	MHz	dBuV/m	dBuV/m	dB	dBuV	dB/m	dB	dB	cm	deg	1 2422.00	104.82	-----	-----	92.56	32.37	6.66	32.77	6.00	380 161 PEAK
	Limit	Read	Ant	Cable	Preamp	Aux	Apos	TPos	Remark																																																																					
Freq	Level	Line	Margin	Level	Factor	Loss	Factor	Factor																																																																						
MHz	dBuV/m	dBuV/m	dB	dBuV	dB/m	dB	dB	cm	deg																																																																					
1 2389.63	59.23	74.00	-14.77	47.44	32.05	6.60	32.86	6.00	380 161 PEAK																																																																					
Limit	Read	Ant	Cable	Preamp	Aux	Apos	TPos	Remark																																																																						
Freq	Level	Line	Margin	Level	Factor	Loss	Factor	Factor																																																																						
MHz	dBuV/m	dBuV/m	dB	dBuV	dB/m	dB	dB	cm	deg																																																																					
1 2422.00	104.82	-----	-----	92.56	32.37	6.66	32.77	6.00	380 161 PEAK																																																																					
Avg	 <p>Level (dBuV/m) vs Frequency (MHz) plot for Vertical polarization (Average). The y-axis ranges from 0 to 130 dBuV/m, and the x-axis ranges from 2310 to 2422 MHz. A red horizontal line indicates the FCC PART 15C (AVG) limit at approximately 50 dBuV/m. A blue average curve is visible, peaking at 2389.18 MHz with a level of 46.07 dBuV/m.</p> <table border="1"> <thead> <tr> <th>Limit</th> <th>Read</th> <th>Ant</th> <th>Cable</th> <th>Preamp</th> <th>Aux</th> <th>Apos</th> <th>TPos</th> <th>Remark</th> </tr> <tr> <th>Freq</th> <th>Level</th> <th>Line</th> <th>Margin</th> <th>Level</th> <th>Factor</th> <th>Loss</th> <th>Factor</th> <th>Factor</th> </tr> <tr> <th>MHz</th> <th>dBuV/m</th> <th>dBuV/m</th> <th>dB</th> <th>dBuV</th> <th>dB/m</th> <th>dB</th> <th>dB</th> <th>cm</th> <th>deg</th> </tr> </thead> <tbody> <tr> <td>1 2389.18</td> <td>46.07</td> <td>54.00</td> <td>-7.93</td> <td>34.28</td> <td>32.05</td> <td>6.60</td> <td>32.86</td> <td>6.00</td> <td>380 161 AVERAGE</td> </tr> </tbody> </table>	Limit	Read	Ant	Cable	Preamp	Aux	Apos	TPos	Remark	Freq	Level	Line	Margin	Level	Factor	Loss	Factor	Factor	MHz	dBuV/m	dBuV/m	dB	dBuV	dB/m	dB	dB	cm	deg	1 2389.18	46.07	54.00	-7.93	34.28	32.05	6.60	32.86	6.00	380 161 AVERAGE	 <p>Level (dBuV/m) vs Frequency (MHz) plot for Fundamental polarization (Average). The y-axis ranges from 0 to 130 dBuV/m, and the x-axis ranges from 1000 to 3000 MHz. A red horizontal line indicates the FCC PART 15C (AVG) limit at approximately 50 dBuV/m. A blue average curve is visible, peaking at 2422.00 MHz with a level of 93.35 dBuV/m.</p> <table border="1"> <thead> <tr> <th>Limit</th> <th>Read</th> <th>Ant</th> <th>Cable</th> <th>Preamp</th> <th>Aux</th> <th>Apos</th> <th>TPos</th> <th>Remark</th> </tr> <tr> <th>Freq</th> <th>Level</th> <th>Line</th> <th>Margin</th> <th>Level</th> <th>Factor</th> <th>Loss</th> <th>Factor</th> <th>Factor</th> </tr> <tr> <th>MHz</th> <th>dBuV/m</th> <th>dBuV/m</th> <th>dB</th> <th>dBuV</th> <th>dB/m</th> <th>dB</th> <th>dB</th> <th>cm</th> <th>deg</th> </tr> </thead> <tbody> <tr> <td>1 2422.00</td> <td>93.35</td> <td>-----</td> <td>-----</td> <td>81.20</td> <td>32.31</td> <td>6.64</td> <td>32.80</td> <td>6.00</td> <td>380 161 AVERAGE</td> </tr> </tbody> </table>	Limit	Read	Ant	Cable	Preamp	Aux	Apos	TPos	Remark	Freq	Level	Line	Margin	Level	Factor	Loss	Factor	Factor	MHz	dBuV/m	dBuV/m	dB	dBuV	dB/m	dB	dB	cm	deg	1 2422.00	93.35	-----	-----	81.20	32.31	6.64	32.80	6.00	380 161 AVERAGE
Limit	Read	Ant	Cable	Preamp	Aux	Apos	TPos	Remark																																																																						
Freq	Level	Line	Margin	Level	Factor	Loss	Factor	Factor																																																																						
MHz	dBuV/m	dBuV/m	dB	dBuV	dB/m	dB	dB	cm	deg																																																																					
1 2389.18	46.07	54.00	-7.93	34.28	32.05	6.60	32.86	6.00	380 161 AVERAGE																																																																					
Limit	Read	Ant	Cable	Preamp	Aux	Apos	TPos	Remark																																																																						
Freq	Level	Line	Margin	Level	Factor	Loss	Factor	Factor																																																																						
MHz	dBuV/m	dBuV/m	dB	dBuV	dB/m	dB	dB	cm	deg																																																																					
1 2422.00	93.35	-----	-----	81.20	32.31	6.64	32.80	6.00	380 161 AVERAGE																																																																					



Mode	10																																									
	Band Edge - R																																									
	2400-2483.5_802.11ax HE40_CH03_2422MHz																																									
ANT	CDD 2+4																																									
Pol.	Vertical	Fundamental																																								
Peak	<table border="1"> <thead> <tr> <th>Limit</th> <th>Read</th> <th>Ant</th> <th>Cable</th> <th>Preamp</th> <th>Aux</th> <th>APos</th> <th>TPos</th> <th>Remark</th> </tr> <tr> <th>Freq</th> <th>Level</th> <th>Line</th> <th>Margin</th> <th>Level</th> <th>Factor</th> <th>Loss</th> <th>Factor</th> <th>Factor</th> </tr> <tr> <th>MHz</th> <th>dBuV/m</th> <th>dBuV/m</th> <th>dB</th> <th>dBuV</th> <th>dB/m</th> <th>dB</th> <th>dB</th> <th>cm</th> </tr> </thead> <tbody> <tr> <td>1</td> <td>2487.83</td> <td>56.81</td> <td>74.00</td> <td>-17.19</td> <td>43.88</td> <td>32.80</td> <td>6.74</td> <td>32.61</td> <td>6.00</td> <td>380</td> <td>161</td> <td>PEAK</td> </tr> </tbody> </table>	Limit	Read	Ant	Cable	Preamp	Aux	APos	TPos	Remark	Freq	Level	Line	Margin	Level	Factor	Loss	Factor	Factor	MHz	dBuV/m	dBuV/m	dB	dBuV	dB/m	dB	dB	cm	1	2487.83	56.81	74.00	-17.19	43.88	32.80	6.74	32.61	6.00	380	161	PEAK	Blank
Limit	Read	Ant	Cable	Preamp	Aux	APos	TPos	Remark																																		
Freq	Level	Line	Margin	Level	Factor	Loss	Factor	Factor																																		
MHz	dBuV/m	dBuV/m	dB	dBuV	dB/m	dB	dB	cm																																		
1	2487.83	56.81	74.00	-17.19	43.88	32.80	6.74	32.61	6.00	380	161	PEAK																														
Avg	<table border="1"> <thead> <tr> <th>Limit</th> <th>Read</th> <th>Ant</th> <th>Cable</th> <th>Preamp</th> <th>Aux</th> <th>APos</th> <th>TPos</th> <th>Remark</th> </tr> <tr> <th>Freq</th> <th>Level</th> <th>Line</th> <th>Margin</th> <th>Level</th> <th>Factor</th> <th>Loss</th> <th>Factor</th> <th>Factor</th> </tr> <tr> <th>MHz</th> <th>dBuV/m</th> <th>dBuV/m</th> <th>dB</th> <th>dBuV</th> <th>dB/m</th> <th>dB</th> <th>dB</th> <th>cm</th> </tr> </thead> <tbody> <tr> <td>1</td> <td>2498.44</td> <td>43.77</td> <td>54.00</td> <td>-10.23</td> <td>30.72</td> <td>32.89</td> <td>6.75</td> <td>32.59</td> <td>6.00</td> <td>380</td> <td>161</td> <td>AVERAGE</td> </tr> </tbody> </table>	Limit	Read	Ant	Cable	Preamp	Aux	APos	TPos	Remark	Freq	Level	Line	Margin	Level	Factor	Loss	Factor	Factor	MHz	dBuV/m	dBuV/m	dB	dBuV	dB/m	dB	dB	cm	1	2498.44	43.77	54.00	-10.23	30.72	32.89	6.75	32.59	6.00	380	161	AVERAGE	Blank
Limit	Read	Ant	Cable	Preamp	Aux	APos	TPos	Remark																																		
Freq	Level	Line	Margin	Level	Factor	Loss	Factor	Factor																																		
MHz	dBuV/m	dBuV/m	dB	dBuV	dB/m	dB	dB	cm																																		
1	2498.44	43.77	54.00	-10.23	30.72	32.89	6.75	32.59	6.00	380	161	AVERAGE																														



Mode	10																																																																																																																																				
	Harmonic																																																																																																																																				
	2400-2483.5_802.11ax HE40_CH03_2422MHz																																																																																																																																				
ANT	CDD 2+4																																																																																																																																				
Pol.	Horizontal	Vertical																																																																																																																																			
Peak Avg																																																																																																																																					
	<table border="1"> <thead> <tr> <th>Limit</th> <th>Read</th> <th>Ant</th> <th>Cable</th> <th>Preamp</th> <th>Aux</th> <th>APos</th> <th>TPos</th> <th></th> </tr> <tr> <th>Freq</th> <th>Level</th> <th>Line</th> <th>Margin</th> <th>Level</th> <th>Factor</th> <th>Loss</th> <th>Factor</th> <th>Factor</th> </tr> <tr> <th>MHz</th> <th>dBuV/m</th> <th>dBuV/m</th> <th>dB</th> <th>dBuV</th> <th>dB/m</th> <th>dB</th> <th>dB</th> <th>dB</th> </tr> </thead> <tbody> <tr> <td>1</td> <td>4844.00</td> <td>42.89</td> <td>74.00</td> <td>-31.11</td> <td>60.09</td> <td>34.20</td> <td>9.49</td> <td>60.89</td> <td>0.00</td> <td>---</td> <td>---</td> <td>PEAK</td> </tr> <tr> <td>2</td> <td>7266.00</td> <td>44.67</td> <td>74.00</td> <td>-29.33</td> <td>57.49</td> <td>35.74</td> <td>11.67</td> <td>60.23</td> <td>0.00</td> <td>---</td> <td>---</td> <td>PEAK</td> </tr> </tbody> </table>	Limit	Read	Ant	Cable	Preamp	Aux	APos	TPos		Freq	Level	Line	Margin	Level	Factor	Loss	Factor	Factor	MHz	dBuV/m	dBuV/m	dB	dBuV	dB/m	dB	dB	dB	1	4844.00	42.89	74.00	-31.11	60.09	34.20	9.49	60.89	0.00	---	---	PEAK	2	7266.00	44.67	74.00	-29.33	57.49	35.74	11.67	60.23	0.00	---	---	PEAK	<table border="1"> <thead> <tr> <th>Limit</th> <th>Read</th> <th>Ant</th> <th>Cable</th> <th>Preamp</th> <th>Aux</th> <th>APos</th> <th>TPos</th> <th></th> </tr> <tr> <th>Freq</th> <th>Level</th> <th>Line</th> <th>Margin</th> <th>Level</th> <th>Factor</th> <th>Loss</th> <th>Factor</th> <th>Factor</th> </tr> <tr> <th>MHz</th> <th>dBuV/m</th> <th>dBuV/m</th> <th>dB</th> <th>dBuV</th> <th>dB/m</th> <th>dB</th> <th>dB</th> <th>dB</th> </tr> </thead> <tbody> <tr> <td>1</td> <td>4844.00</td> <td>43.80</td> <td>74.00</td> <td>-30.20</td> <td>61.00</td> <td>34.20</td> <td>9.49</td> <td>60.89</td> <td>0.00</td> <td>---</td> <td>---</td> <td>PEAK</td> </tr> <tr> <td>2</td> <td>6915.00</td> <td>47.49</td> <td>79.81</td> <td>-32.32</td> <td>60.33</td> <td>35.63</td> <td>11.41</td> <td>59.88</td> <td>0.00</td> <td>---</td> <td>---</td> <td>Peak</td> </tr> <tr> <td>3</td> <td>7266.00</td> <td>49.44</td> <td>74.00</td> <td>-24.56</td> <td>62.26</td> <td>35.74</td> <td>11.67</td> <td>60.23</td> <td>0.00</td> <td>100</td> <td>265</td> <td>PEAK</td> </tr> <tr> <td>4</td> <td>7266.00</td> <td>39.73</td> <td>54.00</td> <td>-14.27</td> <td>52.54</td> <td>35.74</td> <td>11.67</td> <td>60.22</td> <td>0.00</td> <td>100</td> <td>265</td> <td>AVERAGE</td> </tr> </tbody> </table>	Limit	Read	Ant	Cable	Preamp	Aux	APos	TPos		Freq	Level	Line	Margin	Level	Factor	Loss	Factor	Factor	MHz	dBuV/m	dBuV/m	dB	dBuV	dB/m	dB	dB	dB	1	4844.00	43.80	74.00	-30.20	61.00	34.20	9.49	60.89	0.00	---	---	PEAK	2	6915.00	47.49	79.81	-32.32	60.33	35.63	11.41	59.88	0.00	---	---	Peak	3	7266.00	49.44	74.00	-24.56	62.26	35.74	11.67	60.23	0.00	100	265	PEAK	4	7266.00	39.73	54.00	-14.27	52.54	35.74	11.67	60.22	0.00	100	265
Limit	Read	Ant	Cable	Preamp	Aux	APos	TPos																																																																																																																														
Freq	Level	Line	Margin	Level	Factor	Loss	Factor	Factor																																																																																																																													
MHz	dBuV/m	dBuV/m	dB	dBuV	dB/m	dB	dB	dB																																																																																																																													
1	4844.00	42.89	74.00	-31.11	60.09	34.20	9.49	60.89	0.00	---	---	PEAK																																																																																																																									
2	7266.00	44.67	74.00	-29.33	57.49	35.74	11.67	60.23	0.00	---	---	PEAK																																																																																																																									
Limit	Read	Ant	Cable	Preamp	Aux	APos	TPos																																																																																																																														
Freq	Level	Line	Margin	Level	Factor	Loss	Factor	Factor																																																																																																																													
MHz	dBuV/m	dBuV/m	dB	dBuV	dB/m	dB	dB	dB																																																																																																																													
1	4844.00	43.80	74.00	-30.20	61.00	34.20	9.49	60.89	0.00	---	---	PEAK																																																																																																																									
2	6915.00	47.49	79.81	-32.32	60.33	35.63	11.41	59.88	0.00	---	---	Peak																																																																																																																									
3	7266.00	49.44	74.00	-24.56	62.26	35.74	11.67	60.23	0.00	100	265	PEAK																																																																																																																									
4	7266.00	39.73	54.00	-14.27	52.54	35.74	11.67	60.22	0.00	100	265	AVERAGE																																																																																																																									



Mode	11																																																																															
	Band Edge - L																																																																															
	2400-2483.5_802.11ax HE40_CH06_2437MHz																																																																															
ANT	CDD 2+4																																																																															
Pol.	Horizontal	Fundamental																																																																														
Peak	<table border="1"> <thead> <tr> <th>Limit</th> <th>Read</th> <th>Ant</th> <th>Cable</th> <th>Preamp</th> <th>Aux</th> <th>APos</th> <th>TPos</th> <th>Remark</th> </tr> <tr> <th>Freq</th> <th>Level</th> <th>Level</th> <th>Factor</th> <th>Loss</th> <th>Factor</th> <th>Factor</th> <th>cm</th> <th>deg</th> </tr> <tr> <th>MHz</th> <th>dBuV/m</th> <th>dBuV/m</th> <th>dB</th> <th>dBuV</th> <th>dB/m</th> <th>dB</th> <th>dB</th> <th>cm</th> <th>deg</th> </tr> </thead> <tbody> <tr> <td>1 2389.12</td> <td>55.83</td> <td>74.00</td> <td>-18.17</td> <td>44.04</td> <td>32.05</td> <td>6.60</td> <td>32.86</td> <td>6.00</td> <td>100</td> <td>230 PEAK</td> </tr> </tbody> </table>	Limit	Read	Ant	Cable	Preamp	Aux	APos	TPos	Remark	Freq	Level	Level	Factor	Loss	Factor	Factor	cm	deg	MHz	dBuV/m	dBuV/m	dB	dBuV	dB/m	dB	dB	cm	deg	1 2389.12	55.83	74.00	-18.17	44.04	32.05	6.60	32.86	6.00	100	230 PEAK	<table border="1"> <thead> <tr> <th>Limit</th> <th>Read</th> <th>Ant</th> <th>Cable</th> <th>Preamp</th> <th>Aux</th> <th>APos</th> <th>TPos</th> <th>Remark</th> </tr> <tr> <th>Freq</th> <th>Level</th> <th>Level</th> <th>Factor</th> <th>Loss</th> <th>Factor</th> <th>Factor</th> <th>cm</th> <th>deg</th> </tr> <tr> <th>MHz</th> <th>dBuV/m</th> <th>dBuV/m</th> <th>dB</th> <th>dBuV</th> <th>dB/m</th> <th>dB</th> <th>dB</th> <th>cm</th> <th>deg</th> </tr> </thead> <tbody> <tr> <td>1 2437.00</td> <td>105.79</td> <td>-----</td> <td>-----</td> <td>93.42</td> <td>32.44</td> <td>6.67</td> <td>32.74</td> <td>6.00</td> <td>100</td> <td>230 PEAK</td> </tr> </tbody> </table>	Limit	Read	Ant	Cable	Preamp	Aux	APos	TPos	Remark	Freq	Level	Level	Factor	Loss	Factor	Factor	cm	deg	MHz	dBuV/m	dBuV/m	dB	dBuV	dB/m	dB	dB	cm	deg	1 2437.00	105.79	-----	-----	93.42	32.44	6.67	32.74	6.00	100	230 PEAK
	Limit	Read	Ant	Cable	Preamp	Aux	APos	TPos	Remark																																																																							
Freq	Level	Level	Factor	Loss	Factor	Factor	cm	deg																																																																								
MHz	dBuV/m	dBuV/m	dB	dBuV	dB/m	dB	dB	cm	deg																																																																							
1 2389.12	55.83	74.00	-18.17	44.04	32.05	6.60	32.86	6.00	100	230 PEAK																																																																						
Limit	Read	Ant	Cable	Preamp	Aux	APos	TPos	Remark																																																																								
Freq	Level	Level	Factor	Loss	Factor	Factor	cm	deg																																																																								
MHz	dBuV/m	dBuV/m	dB	dBuV	dB/m	dB	dB	cm	deg																																																																							
1 2437.00	105.79	-----	-----	93.42	32.44	6.67	32.74	6.00	100	230 PEAK																																																																						
Avg	<table border="1"> <thead> <tr> <th>Limit</th> <th>Read</th> <th>Ant</th> <th>Cable</th> <th>Preamp</th> <th>Aux</th> <th>APos</th> <th>TPos</th> <th>Remark</th> </tr> <tr> <th>Freq</th> <th>Level</th> <th>Level</th> <th>Factor</th> <th>Loss</th> <th>Factor</th> <th>Factor</th> <th>cm</th> <th>deg</th> </tr> <tr> <th>MHz</th> <th>dBuV/m</th> <th>dBuV/m</th> <th>dB</th> <th>dBuV</th> <th>dB/m</th> <th>dB</th> <th>dB</th> <th>cm</th> <th>deg</th> </tr> </thead> <tbody> <tr> <td>1 2389.88</td> <td>43.40</td> <td>54.00</td> <td>-10.60</td> <td>31.60</td> <td>32.06</td> <td>6.60</td> <td>32.86</td> <td>6.00</td> <td>100</td> <td>230 AVERAGE</td> </tr> </tbody> </table>	Limit	Read	Ant	Cable	Preamp	Aux	APos	TPos	Remark	Freq	Level	Level	Factor	Loss	Factor	Factor	cm	deg	MHz	dBuV/m	dBuV/m	dB	dBuV	dB/m	dB	dB	cm	deg	1 2389.88	43.40	54.00	-10.60	31.60	32.06	6.60	32.86	6.00	100	230 AVERAGE	<table border="1"> <thead> <tr> <th>Limit</th> <th>Read</th> <th>Ant</th> <th>Cable</th> <th>Preamp</th> <th>Aux</th> <th>APos</th> <th>TPos</th> <th>Remark</th> </tr> <tr> <th>Freq</th> <th>Level</th> <th>Level</th> <th>Factor</th> <th>Loss</th> <th>Factor</th> <th>Factor</th> <th>cm</th> <th>deg</th> </tr> <tr> <th>MHz</th> <th>dBuV/m</th> <th>dBuV/m</th> <th>dB</th> <th>dBuV</th> <th>dB/m</th> <th>dB</th> <th>dB</th> <th>cm</th> <th>deg</th> </tr> </thead> <tbody> <tr> <td>1 2437.00</td> <td>96.09</td> <td>-----</td> <td>-----</td> <td>83.72</td> <td>32.44</td> <td>6.67</td> <td>32.74</td> <td>6.00</td> <td>100</td> <td>230 AVERAGE</td> </tr> </tbody> </table>	Limit	Read	Ant	Cable	Preamp	Aux	APos	TPos	Remark	Freq	Level	Level	Factor	Loss	Factor	Factor	cm	deg	MHz	dBuV/m	dBuV/m	dB	dBuV	dB/m	dB	dB	cm	deg	1 2437.00	96.09	-----	-----	83.72	32.44	6.67	32.74	6.00	100	230 AVERAGE
Limit	Read	Ant	Cable	Preamp	Aux	APos	TPos	Remark																																																																								
Freq	Level	Level	Factor	Loss	Factor	Factor	cm	deg																																																																								
MHz	dBuV/m	dBuV/m	dB	dBuV	dB/m	dB	dB	cm	deg																																																																							
1 2389.88	43.40	54.00	-10.60	31.60	32.06	6.60	32.86	6.00	100	230 AVERAGE																																																																						
Limit	Read	Ant	Cable	Preamp	Aux	APos	TPos	Remark																																																																								
Freq	Level	Level	Factor	Loss	Factor	Factor	cm	deg																																																																								
MHz	dBuV/m	dBuV/m	dB	dBuV	dB/m	dB	dB	cm	deg																																																																							
1 2437.00	96.09	-----	-----	83.72	32.44	6.67	32.74	6.00	100	230 AVERAGE																																																																						



Mode	11																																									
	Band Edge - R																																									
	2400-2483.5_802.11ax HE40_CH06_2437MHz																																									
ANT	CDD 2+4																																									
Pol.	Horizontal	Fundamental																																								
Peak	<table border="1"> <thead> <tr> <th>Limit</th> <th>Read</th> <th>Ant</th> <th>Cable</th> <th>Preamp</th> <th>Aux</th> <th>APos</th> <th>TPos</th> <th>Remark</th> </tr> <tr> <th>Freq</th> <th>Level</th> <th>Line</th> <th>Margin</th> <th>Level</th> <th>Factor</th> <th>Loss</th> <th>Factor</th> <th>Factor</th> </tr> <tr> <th>MHz</th> <th>dBuV/m</th> <th>dBuV/m</th> <th>dB</th> <th>dBuV</th> <th>dB/m</th> <th>dB</th> <th>dB</th> <th>dB</th> </tr> </thead> <tbody> <tr> <td>1</td> <td>2486.20</td> <td>57.08</td> <td>74.00</td> <td>-16.92</td> <td>44.17</td> <td>32.79</td> <td>6.74</td> <td>32.62</td> <td>6.00</td> <td>100</td> <td>230</td> <td>PEAK</td> </tr> </tbody> </table>	Limit	Read	Ant	Cable	Preamp	Aux	APos	TPos	Remark	Freq	Level	Line	Margin	Level	Factor	Loss	Factor	Factor	MHz	dBuV/m	dBuV/m	dB	dBuV	dB/m	dB	dB	dB	1	2486.20	57.08	74.00	-16.92	44.17	32.79	6.74	32.62	6.00	100	230	PEAK	Blank
Limit	Read	Ant	Cable	Preamp	Aux	APos	TPos	Remark																																		
Freq	Level	Line	Margin	Level	Factor	Loss	Factor	Factor																																		
MHz	dBuV/m	dBuV/m	dB	dBuV	dB/m	dB	dB	dB																																		
1	2486.20	57.08	74.00	-16.92	44.17	32.79	6.74	32.62	6.00	100	230	PEAK																														
Avg	<table border="1"> <thead> <tr> <th>Limit</th> <th>Read</th> <th>Ant</th> <th>Cable</th> <th>Preamp</th> <th>Aux</th> <th>APos</th> <th>TPos</th> <th>Remark</th> </tr> <tr> <th>Freq</th> <th>Level</th> <th>Line</th> <th>Margin</th> <th>Level</th> <th>Factor</th> <th>Loss</th> <th>Factor</th> <th>Factor</th> </tr> <tr> <th>MHz</th> <th>dBuV/m</th> <th>dBuV/m</th> <th>dB</th> <th>dBuV</th> <th>dB/m</th> <th>dB</th> <th>dB</th> <th>dB</th> </tr> </thead> <tbody> <tr> <td>1</td> <td>2483.56</td> <td>45.04</td> <td>54.00</td> <td>-8.96</td> <td>32.17</td> <td>32.77</td> <td>6.73</td> <td>32.63</td> <td>6.00</td> <td>100</td> <td>230</td> <td>AVERAGE</td> </tr> </tbody> </table>	Limit	Read	Ant	Cable	Preamp	Aux	APos	TPos	Remark	Freq	Level	Line	Margin	Level	Factor	Loss	Factor	Factor	MHz	dBuV/m	dBuV/m	dB	dBuV	dB/m	dB	dB	dB	1	2483.56	45.04	54.00	-8.96	32.17	32.77	6.73	32.63	6.00	100	230	AVERAGE	Blank
Limit	Read	Ant	Cable	Preamp	Aux	APos	TPos	Remark																																		
Freq	Level	Line	Margin	Level	Factor	Loss	Factor	Factor																																		
MHz	dBuV/m	dBuV/m	dB	dBuV	dB/m	dB	dB	dB																																		
1	2483.56	45.04	54.00	-8.96	32.17	32.77	6.73	32.63	6.00	100	230	AVERAGE																														



Mode	11																																																																											
	Band Edge - L																																																																											
	2400-2483.5_802.11ax HE40_CH06_2437MHz																																																																											
ANT	CDD 2+4																																																																											
Pol.	Vertical	Fundamental																																																																										
Peak	<table border="1"> <thead> <tr> <th>Limit</th> <th>Read</th> <th>Ant</th> <th>Cable Preamp</th> <th>Aux</th> <th>APos</th> <th>TPos</th> <th>Remark</th> </tr> <tr> <th>Freq</th> <th>Level</th> <th>Line</th> <th>Margin</th> <th>Level</th> <th>Factor</th> <th>Loss</th> <th>Factor</th> </tr> <tr> <th>MHz</th> <th>dBuV/m</th> <th>dBuV/m</th> <th>dB</th> <th>dBuV</th> <th>dB/m</th> <th>dB</th> <th>dB</th> </tr> </thead> <tbody> <tr> <td>1</td> <td>2327.91</td> <td>55.21</td> <td>74.00</td> <td>-18.79</td> <td>43.98</td> <td>31.68</td> <td>6.51</td> <td>32.96</td> <td>6.00</td> <td>297</td> <td>141</td> <td>PEAK</td> </tr> </tbody> </table>	Limit	Read	Ant	Cable Preamp	Aux	APos	TPos	Remark	Freq	Level	Line	Margin	Level	Factor	Loss	Factor	MHz	dBuV/m	dBuV/m	dB	dBuV	dB/m	dB	dB	1	2327.91	55.21	74.00	-18.79	43.98	31.68	6.51	32.96	6.00	297	141	PEAK	<table border="1"> <thead> <tr> <th>Limit</th> <th>Read</th> <th>Ant</th> <th>Cable Preamp</th> <th>Aux</th> <th>APos</th> <th>TPos</th> <th>Remark</th> </tr> <tr> <th>Freq</th> <th>Level</th> <th>Line</th> <th>Margin</th> <th>Level</th> <th>Factor</th> <th>Loss</th> <th>Factor</th> </tr> <tr> <th>MHz</th> <th>dBuV/m</th> <th>dBuV/m</th> <th>dB</th> <th>dBuV</th> <th>dB/m</th> <th>dB</th> <th>dB</th> </tr> </thead> <tbody> <tr> <td>1</td> <td>2437.00</td> <td>104.15</td> <td>-----</td> <td>-----</td> <td>91.86</td> <td>32.39</td> <td>6.66</td> <td>32.76</td> <td>6.00</td> <td>297</td> <td>141</td> <td>PEAK</td> </tr> </tbody> </table>	Limit	Read	Ant	Cable Preamp	Aux	APos	TPos	Remark	Freq	Level	Line	Margin	Level	Factor	Loss	Factor	MHz	dBuV/m	dBuV/m	dB	dBuV	dB/m	dB	dB	1	2437.00	104.15	-----	-----	91.86	32.39	6.66	32.76	6.00	297	141	PEAK
	Limit	Read	Ant	Cable Preamp	Aux	APos	TPos	Remark																																																																				
Freq	Level	Line	Margin	Level	Factor	Loss	Factor																																																																					
MHz	dBuV/m	dBuV/m	dB	dBuV	dB/m	dB	dB																																																																					
1	2327.91	55.21	74.00	-18.79	43.98	31.68	6.51	32.96	6.00	297	141	PEAK																																																																
Limit	Read	Ant	Cable Preamp	Aux	APos	TPos	Remark																																																																					
Freq	Level	Line	Margin	Level	Factor	Loss	Factor																																																																					
MHz	dBuV/m	dBuV/m	dB	dBuV	dB/m	dB	dB																																																																					
1	2437.00	104.15	-----	-----	91.86	32.39	6.66	32.76	6.00	297	141	PEAK																																																																
Avg	<table border="1"> <thead> <tr> <th>Limit</th> <th>Read</th> <th>Ant</th> <th>Cable Preamp</th> <th>Aux</th> <th>APos</th> <th>TPos</th> <th>Remark</th> </tr> <tr> <th>Freq</th> <th>Level</th> <th>Line</th> <th>Margin</th> <th>Level</th> <th>Factor</th> <th>Loss</th> <th>Factor</th> </tr> <tr> <th>MHz</th> <th>dBuV/m</th> <th>dBuV/m</th> <th>dB</th> <th>dBuV</th> <th>dB/m</th> <th>dB</th> <th>dB</th> </tr> </thead> <tbody> <tr> <td>1</td> <td>2389.88</td> <td>43.03</td> <td>54.00</td> <td>-10.97</td> <td>31.23</td> <td>32.06</td> <td>6.60</td> <td>32.86</td> <td>6.00</td> <td>297</td> <td>141</td> <td>AVERAGE</td> </tr> </tbody> </table>	Limit	Read	Ant	Cable Preamp	Aux	APos	TPos	Remark	Freq	Level	Line	Margin	Level	Factor	Loss	Factor	MHz	dBuV/m	dBuV/m	dB	dBuV	dB/m	dB	dB	1	2389.88	43.03	54.00	-10.97	31.23	32.06	6.60	32.86	6.00	297	141	AVERAGE	<table border="1"> <thead> <tr> <th>Limit</th> <th>Read</th> <th>Ant</th> <th>Cable Preamp</th> <th>Aux</th> <th>APos</th> <th>TPos</th> <th>Remark</th> </tr> <tr> <th>Freq</th> <th>Level</th> <th>Line</th> <th>Margin</th> <th>Level</th> <th>Factor</th> <th>Loss</th> <th>Factor</th> </tr> <tr> <th>MHz</th> <th>dBuV/m</th> <th>dBuV/m</th> <th>dB</th> <th>dBuV</th> <th>dB/m</th> <th>dB</th> <th>dB</th> </tr> </thead> <tbody> <tr> <td>1</td> <td>2437.00</td> <td>92.56</td> <td>-----</td> <td>-----</td> <td>80.15</td> <td>32.46</td> <td>6.68</td> <td>32.73</td> <td>6.00</td> <td>297</td> <td>141</td> <td>AVERAGE</td> </tr> </tbody> </table>	Limit	Read	Ant	Cable Preamp	Aux	APos	TPos	Remark	Freq	Level	Line	Margin	Level	Factor	Loss	Factor	MHz	dBuV/m	dBuV/m	dB	dBuV	dB/m	dB	dB	1	2437.00	92.56	-----	-----	80.15	32.46	6.68	32.73	6.00	297	141	AVERAGE
Limit	Read	Ant	Cable Preamp	Aux	APos	TPos	Remark																																																																					
Freq	Level	Line	Margin	Level	Factor	Loss	Factor																																																																					
MHz	dBuV/m	dBuV/m	dB	dBuV	dB/m	dB	dB																																																																					
1	2389.88	43.03	54.00	-10.97	31.23	32.06	6.60	32.86	6.00	297	141	AVERAGE																																																																
Limit	Read	Ant	Cable Preamp	Aux	APos	TPos	Remark																																																																					
Freq	Level	Line	Margin	Level	Factor	Loss	Factor																																																																					
MHz	dBuV/m	dBuV/m	dB	dBuV	dB/m	dB	dB																																																																					
1	2437.00	92.56	-----	-----	80.15	32.46	6.68	32.73	6.00	297	141	AVERAGE																																																																

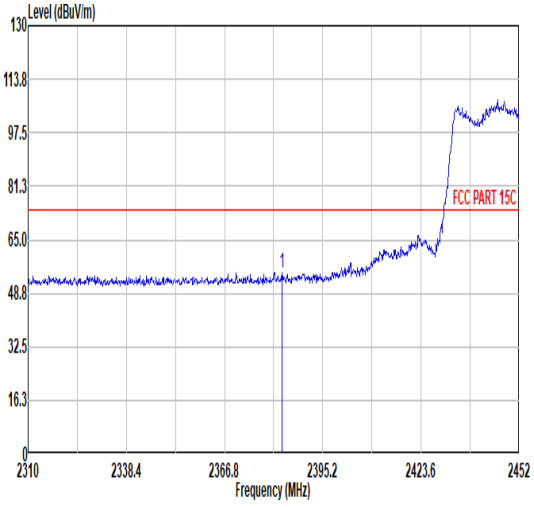
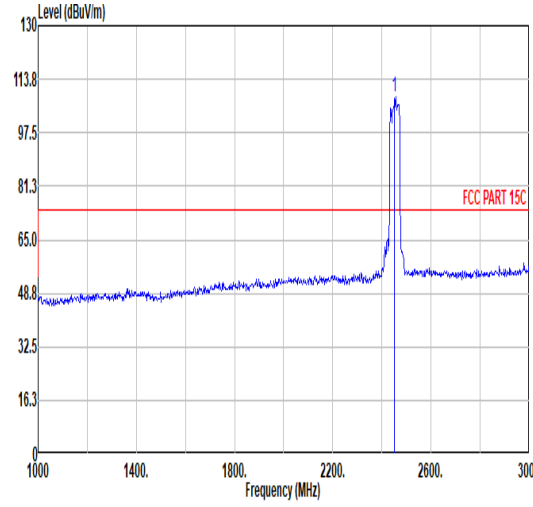
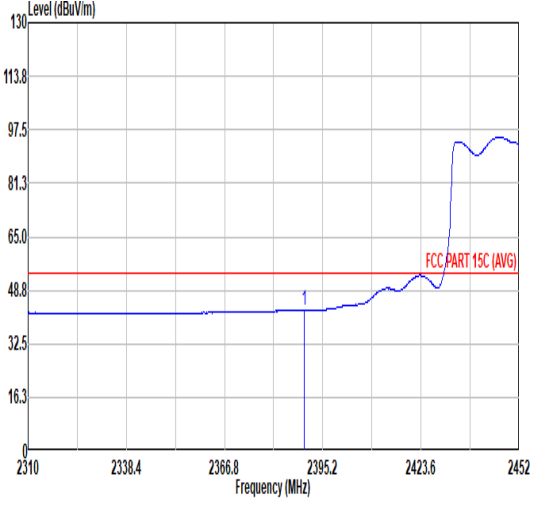
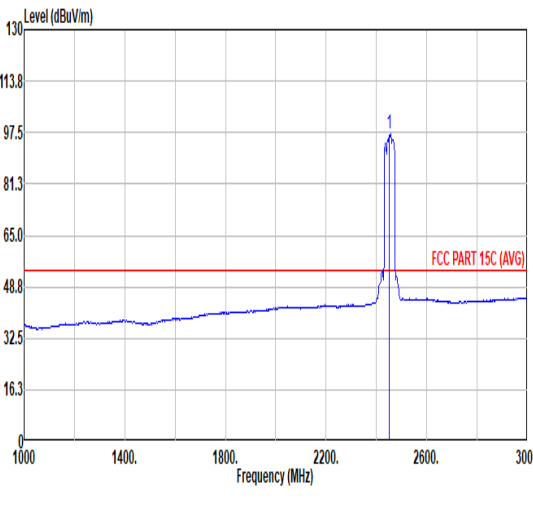


Mode	11																																									
	Band Edge - R																																									
	2400-2483.5_802.11ax HE40_CH06_2437MHz																																									
ANT	CDD 2+4																																									
Pol.	Vertical	Fundamental																																								
Peak	<table border="1"> <thead> <tr> <th>Limit</th> <th>Read</th> <th>Ant</th> <th>Cable</th> <th>Preamp</th> <th>Aux</th> <th>APos</th> <th>TPos</th> <th>Remark</th> </tr> <tr> <th>Freq</th> <th>Level</th> <th>Line</th> <th>Margin</th> <th>Level</th> <th>Factor</th> <th>Loss</th> <th>Factor</th> <th>Factor</th> </tr> <tr> <th>MHz</th> <th>dBuV/m</th> <th>dBuV/m</th> <th>dB</th> <th>dBuV</th> <th>dB/m</th> <th>dB</th> <th>dB</th> <th>dB</th> </tr> </thead> <tbody> <tr> <td>1</td> <td>2484.06</td> <td>56.28</td> <td>74.00</td> <td>-17.72</td> <td>43.40</td> <td>32.77</td> <td>6.73</td> <td>32.62</td> <td>6.00</td> <td>297</td> <td>141</td> <td>PEAK</td> </tr> </tbody> </table>	Limit	Read	Ant	Cable	Preamp	Aux	APos	TPos	Remark	Freq	Level	Line	Margin	Level	Factor	Loss	Factor	Factor	MHz	dBuV/m	dBuV/m	dB	dBuV	dB/m	dB	dB	dB	1	2484.06	56.28	74.00	-17.72	43.40	32.77	6.73	32.62	6.00	297	141	PEAK	Blank
Limit	Read	Ant	Cable	Preamp	Aux	APos	TPos	Remark																																		
Freq	Level	Line	Margin	Level	Factor	Loss	Factor	Factor																																		
MHz	dBuV/m	dBuV/m	dB	dBuV	dB/m	dB	dB	dB																																		
1	2484.06	56.28	74.00	-17.72	43.40	32.77	6.73	32.62	6.00	297	141	PEAK																														
Avg	<table border="1"> <thead> <tr> <th>Limit</th> <th>Read</th> <th>Ant</th> <th>Cable</th> <th>Preamp</th> <th>Aux</th> <th>APos</th> <th>TPos</th> <th>Remark</th> </tr> <tr> <th>Freq</th> <th>Level</th> <th>Line</th> <th>Margin</th> <th>Level</th> <th>Factor</th> <th>Loss</th> <th>Factor</th> <th>Factor</th> </tr> <tr> <th>MHz</th> <th>dBuV/m</th> <th>dBuV/m</th> <th>dB</th> <th>dBuV</th> <th>dB/m</th> <th>dB</th> <th>dB</th> <th>dB</th> </tr> </thead> <tbody> <tr> <td>1</td> <td>2483.56</td> <td>44.58</td> <td>54.00</td> <td>-9.42</td> <td>31.71</td> <td>32.77</td> <td>6.73</td> <td>32.63</td> <td>6.00</td> <td>297</td> <td>141</td> <td>AVERAGE</td> </tr> </tbody> </table>	Limit	Read	Ant	Cable	Preamp	Aux	APos	TPos	Remark	Freq	Level	Line	Margin	Level	Factor	Loss	Factor	Factor	MHz	dBuV/m	dBuV/m	dB	dBuV	dB/m	dB	dB	dB	1	2483.56	44.58	54.00	-9.42	31.71	32.77	6.73	32.63	6.00	297	141	AVERAGE	Blank
Limit	Read	Ant	Cable	Preamp	Aux	APos	TPos	Remark																																		
Freq	Level	Line	Margin	Level	Factor	Loss	Factor	Factor																																		
MHz	dBuV/m	dBuV/m	dB	dBuV	dB/m	dB	dB	dB																																		
1	2483.56	44.58	54.00	-9.42	31.71	32.77	6.73	32.63	6.00	297	141	AVERAGE																														



Mode	11																																																																																																																																																	
	Harmonic																																																																																																																																																	
	2400-2483.5_802.11ax HE40_CH06_2437MHz																																																																																																																																																	
ANT	CDD 2+4																																																																																																																																																	
Pol.	Horizontal	Vertical																																																																																																																																																
Peak Avg																																																																																																																																																		
	<table border="1"> <thead> <tr> <th>Limit</th> <th>Read</th> <th>Ant</th> <th>Cable</th> <th>Preamp</th> <th>Aux</th> <th>APos</th> <th>TPos</th> <th>Remark</th> </tr> <tr> <th>Freq</th> <th>Level</th> <th>Line</th> <th>Margin</th> <th>Level</th> <th>Factor</th> <th>Loss</th> <th>Factor</th> <th>Factor</th> </tr> <tr> <th>MHz</th> <th>dBuV/m</th> <th>dBuV/m</th> <th>dB</th> <th>dBuV</th> <th>dB/m</th> <th>dB</th> <th>dB</th> <th>dB</th> </tr> </thead> <tbody> <tr> <td>1</td> <td>4874.00</td> <td>43.24</td> <td>74.00</td> <td>-30.76</td> <td>60.39</td> <td>34.20</td> <td>9.52</td> <td>60.87</td> <td>0.00</td> <td>---</td> <td>---</td> <td>PEAK</td> </tr> <tr> <td>2</td> <td>6915.00</td> <td>48.31</td> <td>83.67</td> <td>-35.36</td> <td>61.15</td> <td>35.63</td> <td>11.41</td> <td>59.88</td> <td>0.00</td> <td>---</td> <td>---</td> <td>Peak</td> </tr> <tr> <td>3</td> <td>7311.00</td> <td>44.51</td> <td>74.00</td> <td>-29.49</td> <td>57.51</td> <td>35.64</td> <td>11.69</td> <td>60.33</td> <td>0.00</td> <td>---</td> <td>---</td> <td>PEAK</td> </tr> </tbody> </table>	Limit	Read	Ant	Cable	Preamp	Aux	APos	TPos	Remark	Freq	Level	Line	Margin	Level	Factor	Loss	Factor	Factor	MHz	dBuV/m	dBuV/m	dB	dBuV	dB/m	dB	dB	dB	1	4874.00	43.24	74.00	-30.76	60.39	34.20	9.52	60.87	0.00	---	---	PEAK	2	6915.00	48.31	83.67	-35.36	61.15	35.63	11.41	59.88	0.00	---	---	Peak	3	7311.00	44.51	74.00	-29.49	57.51	35.64	11.69	60.33	0.00	---	---	PEAK	<table border="1"> <thead> <tr> <th>Limit</th> <th>Read</th> <th>Ant</th> <th>Cable</th> <th>Preamp</th> <th>Aux</th> <th>APos</th> <th>TPos</th> <th>Remark</th> </tr> <tr> <th>Freq</th> <th>Level</th> <th>Line</th> <th>Margin</th> <th>Level</th> <th>Factor</th> <th>Loss</th> <th>Factor</th> <th>Factor</th> </tr> <tr> <th>MHz</th> <th>dBuV/m</th> <th>dBuV/m</th> <th>dB</th> <th>dBuV</th> <th>dB/m</th> <th>dB</th> <th>dB</th> <th>dB</th> </tr> </thead> <tbody> <tr> <td>1</td> <td>4874.00</td> <td>43.40</td> <td>74.00</td> <td>-30.60</td> <td>60.55</td> <td>34.20</td> <td>9.52</td> <td>60.87</td> <td>0.00</td> <td>---</td> <td>---</td> <td>PEAK</td> </tr> <tr> <td>2</td> <td>6915.00</td> <td>48.79</td> <td>79.36</td> <td>-30.57</td> <td>61.63</td> <td>35.63</td> <td>11.41</td> <td>59.88</td> <td>0.00</td> <td>---</td> <td>---</td> <td>Peak</td> </tr> <tr> <td>3</td> <td>7311.00</td> <td>48.46</td> <td>74.00</td> <td>-25.54</td> <td>61.46</td> <td>35.64</td> <td>11.69</td> <td>60.33</td> <td>0.00</td> <td>100</td> <td>100</td> <td>305 Peak</td> </tr> <tr> <td>4</td> <td>7311.00</td> <td>40.42</td> <td>54.00</td> <td>-13.58</td> <td>53.42</td> <td>35.64</td> <td>11.69</td> <td>60.33</td> <td>0.00</td> <td>100</td> <td>100</td> <td>305 Average</td> </tr> </tbody> </table>	Limit	Read	Ant	Cable	Preamp	Aux	APos	TPos	Remark	Freq	Level	Line	Margin	Level	Factor	Loss	Factor	Factor	MHz	dBuV/m	dBuV/m	dB	dBuV	dB/m	dB	dB	dB	1	4874.00	43.40	74.00	-30.60	60.55	34.20	9.52	60.87	0.00	---	---	PEAK	2	6915.00	48.79	79.36	-30.57	61.63	35.63	11.41	59.88	0.00	---	---	Peak	3	7311.00	48.46	74.00	-25.54	61.46	35.64	11.69	60.33	0.00	100	100	305 Peak	4	7311.00	40.42	54.00	-13.58	53.42	35.64	11.69	60.33	0.00	100	100
Limit	Read	Ant	Cable	Preamp	Aux	APos	TPos	Remark																																																																																																																																										
Freq	Level	Line	Margin	Level	Factor	Loss	Factor	Factor																																																																																																																																										
MHz	dBuV/m	dBuV/m	dB	dBuV	dB/m	dB	dB	dB																																																																																																																																										
1	4874.00	43.24	74.00	-30.76	60.39	34.20	9.52	60.87	0.00	---	---	PEAK																																																																																																																																						
2	6915.00	48.31	83.67	-35.36	61.15	35.63	11.41	59.88	0.00	---	---	Peak																																																																																																																																						
3	7311.00	44.51	74.00	-29.49	57.51	35.64	11.69	60.33	0.00	---	---	PEAK																																																																																																																																						
Limit	Read	Ant	Cable	Preamp	Aux	APos	TPos	Remark																																																																																																																																										
Freq	Level	Line	Margin	Level	Factor	Loss	Factor	Factor																																																																																																																																										
MHz	dBuV/m	dBuV/m	dB	dBuV	dB/m	dB	dB	dB																																																																																																																																										
1	4874.00	43.40	74.00	-30.60	60.55	34.20	9.52	60.87	0.00	---	---	PEAK																																																																																																																																						
2	6915.00	48.79	79.36	-30.57	61.63	35.63	11.41	59.88	0.00	---	---	Peak																																																																																																																																						
3	7311.00	48.46	74.00	-25.54	61.46	35.64	11.69	60.33	0.00	100	100	305 Peak																																																																																																																																						
4	7311.00	40.42	54.00	-13.58	53.42	35.64	11.69	60.33	0.00	100	100	305 Average																																																																																																																																						

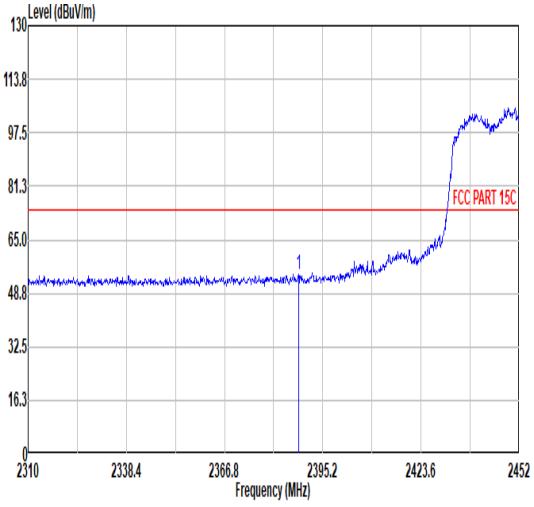
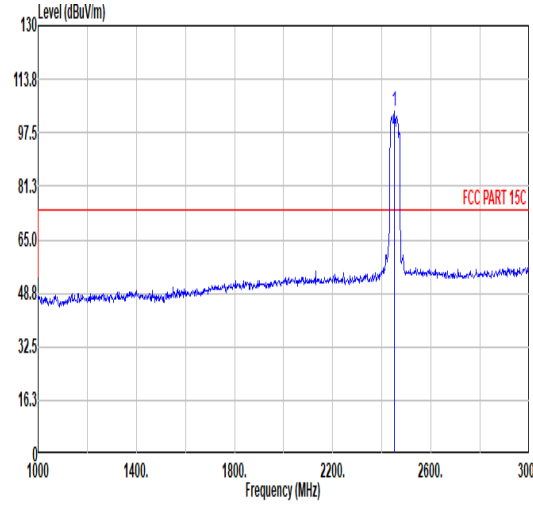
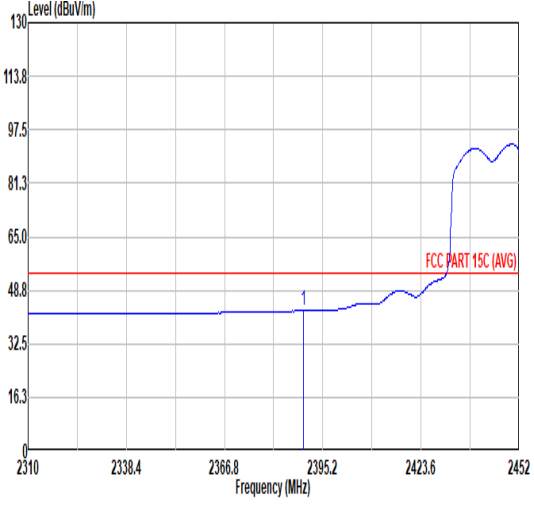
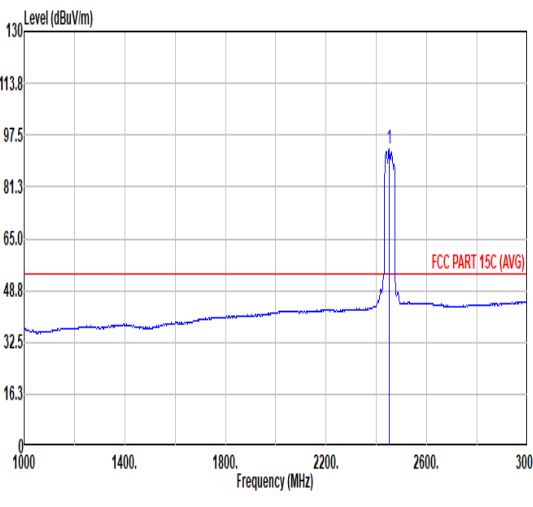


Mode	12																																																																																			
	Band Edge - L																																																																																			
	2400-2483.5_802.11ax HE40_CH09_2452MHz																																																																																			
ANT	CDD 2+4																																																																																			
Pol.	Horizontal	Fundamental																																																																																		
Peak	 <p>Level (dBuV/m) vs Frequency (MHz) plot for Horizontal polarization. The y-axis ranges from 0 to 130 dBuV/m, and the x-axis ranges from 2310 to 2452 MHz. A red horizontal line indicates the FCC PART 15C limit at approximately 74 dBuV/m. A blue trace shows the signal level, which rises sharply after 2423.6 MHz.</p> <table border="1"> <thead> <tr> <th>Limit</th> <th>Read</th> <th>Ant</th> <th>Cable</th> <th>Preamp</th> <th>Aux</th> <th>APos</th> <th>TPos</th> <th>Remark</th> </tr> <tr> <th>Freq</th> <th>Level</th> <th>Line</th> <th>Margin</th> <th>Level</th> <th>Factor</th> <th>Loss</th> <th>Factor</th> <th>Factor</th> </tr> <tr> <th>MHz</th> <th>dBuV/m</th> <th>dBuV/m</th> <th>dB</th> <th>dBuV</th> <th>dB/m</th> <th>dB</th> <th>dB</th> <th>cm</th> <th>deg</th> </tr> </thead> <tbody> <tr> <td>1</td> <td>2383.41</td> <td>54.99</td> <td>74.00</td> <td>-19.01</td> <td>43.30</td> <td>31.97</td> <td>6.59</td> <td>32.87</td> <td>6.00</td> <td>131</td> <td>226</td> <td>PEAK</td> </tr> </tbody> </table>	Limit	Read	Ant	Cable	Preamp	Aux	APos	TPos	Remark	Freq	Level	Line	Margin	Level	Factor	Loss	Factor	Factor	MHz	dBuV/m	dBuV/m	dB	dBuV	dB/m	dB	dB	cm	deg	1	2383.41	54.99	74.00	-19.01	43.30	31.97	6.59	32.87	6.00	131	226	PEAK	 <p>Level (dBuV/m) vs Frequency (MHz) plot for Fundamental polarization. The y-axis ranges from 0 to 130 dBuV/m, and the x-axis ranges from 1000 to 3000 MHz. A red horizontal line indicates the FCC PART 15C limit at approximately 74 dBuV/m. A blue trace shows a sharp peak at 2452.00 MHz.</p> <table border="1"> <thead> <tr> <th>Limit</th> <th>Read</th> <th>Ant</th> <th>Cable</th> <th>Preamp</th> <th>Aux</th> <th>APos</th> <th>TPos</th> <th>Remark</th> </tr> <tr> <th>Freq</th> <th>Level</th> <th>Line</th> <th>Margin</th> <th>Level</th> <th>Factor</th> <th>Loss</th> <th>Factor</th> <th>Factor</th> </tr> <tr> <th>MHz</th> <th>dBuV/m</th> <th>dBuV/m</th> <th>dB</th> <th>dBuV</th> <th>dB/m</th> <th>dB</th> <th>dB</th> <th>cm</th> <th>deg</th> </tr> </thead> <tbody> <tr> <td>1</td> <td>2452.00</td> <td>108.18</td> <td>-----</td> <td>-----</td> <td>95.63</td> <td>32.55</td> <td>6.70</td> <td>32.70</td> <td>6.00</td> <td>131</td> <td>226</td> <td>PEAK</td> </tr> </tbody> </table>	Limit	Read	Ant	Cable	Preamp	Aux	APos	TPos	Remark	Freq	Level	Line	Margin	Level	Factor	Loss	Factor	Factor	MHz	dBuV/m	dBuV/m	dB	dBuV	dB/m	dB	dB	cm	deg	1	2452.00	108.18	-----	-----	95.63	32.55	6.70	32.70	6.00	131	226	PEAK
	Limit	Read	Ant	Cable	Preamp	Aux	APos	TPos	Remark																																																																											
Freq	Level	Line	Margin	Level	Factor	Loss	Factor	Factor																																																																												
MHz	dBuV/m	dBuV/m	dB	dBuV	dB/m	dB	dB	cm	deg																																																																											
1	2383.41	54.99	74.00	-19.01	43.30	31.97	6.59	32.87	6.00	131	226	PEAK																																																																								
Limit	Read	Ant	Cable	Preamp	Aux	APos	TPos	Remark																																																																												
Freq	Level	Line	Margin	Level	Factor	Loss	Factor	Factor																																																																												
MHz	dBuV/m	dBuV/m	dB	dBuV	dB/m	dB	dB	cm	deg																																																																											
1	2452.00	108.18	-----	-----	95.63	32.55	6.70	32.70	6.00	131	226	PEAK																																																																								
Avg	 <p>Level (dBuV/m) vs Frequency (MHz) plot for Horizontal polarization, Average. The y-axis ranges from 0 to 130 dBuV/m, and the x-axis ranges from 2310 to 2452 MHz. A red horizontal line indicates the FCC PART 15C (AVG) limit at approximately 54 dBuV/m. A blue trace shows the average signal level.</p> <table border="1"> <thead> <tr> <th>Limit</th> <th>Read</th> <th>Ant</th> <th>Cable</th> <th>Preamp</th> <th>Aux</th> <th>APos</th> <th>TPos</th> <th>Remark</th> </tr> <tr> <th>Freq</th> <th>Level</th> <th>Line</th> <th>Margin</th> <th>Level</th> <th>Factor</th> <th>Loss</th> <th>Factor</th> <th>Factor</th> </tr> <tr> <th>MHz</th> <th>dBuV/m</th> <th>dBuV/m</th> <th>dB</th> <th>dBuV</th> <th>dB/m</th> <th>dB</th> <th>dB</th> <th>cm</th> <th>deg</th> </tr> </thead> <tbody> <tr> <td>1</td> <td>2389.95</td> <td>42.85</td> <td>54.00</td> <td>-11.15</td> <td>31.05</td> <td>32.06</td> <td>6.60</td> <td>32.86</td> <td>6.00</td> <td>131</td> <td>226</td> <td>AVERAGE</td> </tr> </tbody> </table>	Limit	Read	Ant	Cable	Preamp	Aux	APos	TPos	Remark	Freq	Level	Line	Margin	Level	Factor	Loss	Factor	Factor	MHz	dBuV/m	dBuV/m	dB	dBuV	dB/m	dB	dB	cm	deg	1	2389.95	42.85	54.00	-11.15	31.05	32.06	6.60	32.86	6.00	131	226	AVERAGE	 <p>Level (dBuV/m) vs Frequency (MHz) plot for Fundamental polarization, Average. The y-axis ranges from 0 to 130 dBuV/m, and the x-axis ranges from 1000 to 3000 MHz. A red horizontal line indicates the FCC PART 15C (AVG) limit at approximately 54 dBuV/m. A blue trace shows a sharp peak at 2452.00 MHz.</p> <table border="1"> <thead> <tr> <th>Limit</th> <th>Read</th> <th>Ant</th> <th>Cable</th> <th>Preamp</th> <th>Aux</th> <th>APos</th> <th>TPos</th> <th>Remark</th> </tr> <tr> <th>Freq</th> <th>Level</th> <th>Line</th> <th>Margin</th> <th>Level</th> <th>Factor</th> <th>Loss</th> <th>Factor</th> <th>Factor</th> </tr> <tr> <th>MHz</th> <th>dBuV/m</th> <th>dBuV/m</th> <th>dB</th> <th>dBuV</th> <th>dB/m</th> <th>dB</th> <th>dB</th> <th>cm</th> <th>deg</th> </tr> </thead> <tbody> <tr> <td>1</td> <td>2452.00</td> <td>96.92</td> <td>-----</td> <td>-----</td> <td>84.37</td> <td>32.55</td> <td>6.70</td> <td>32.70</td> <td>6.00</td> <td>131</td> <td>226</td> <td>AVERAGE</td> </tr> </tbody> </table>	Limit	Read	Ant	Cable	Preamp	Aux	APos	TPos	Remark	Freq	Level	Line	Margin	Level	Factor	Loss	Factor	Factor	MHz	dBuV/m	dBuV/m	dB	dBuV	dB/m	dB	dB	cm	deg	1	2452.00	96.92	-----	-----	84.37	32.55	6.70	32.70	6.00	131	226	AVERAGE
Limit	Read	Ant	Cable	Preamp	Aux	APos	TPos	Remark																																																																												
Freq	Level	Line	Margin	Level	Factor	Loss	Factor	Factor																																																																												
MHz	dBuV/m	dBuV/m	dB	dBuV	dB/m	dB	dB	cm	deg																																																																											
1	2389.95	42.85	54.00	-11.15	31.05	32.06	6.60	32.86	6.00	131	226	AVERAGE																																																																								
Limit	Read	Ant	Cable	Preamp	Aux	APos	TPos	Remark																																																																												
Freq	Level	Line	Margin	Level	Factor	Loss	Factor	Factor																																																																												
MHz	dBuV/m	dBuV/m	dB	dBuV	dB/m	dB	dB	cm	deg																																																																											
1	2452.00	96.92	-----	-----	84.37	32.55	6.70	32.70	6.00	131	226	AVERAGE																																																																								



Mode	12																																							
	Band Edge - R																																							
	2400-2483.5_802.11ax HE40_CH09_2452MHz																																							
ANT	CDD 2+4																																							
Pol.	Horizontal	Fundamental																																						
Peak	<table border="1"> <thead> <tr> <th>Limit</th> <th>Read</th> <th>Ant</th> <th>Cable</th> <th>Preamp</th> <th>Aux</th> <th>APos</th> <th>TPos</th> <th>Remark</th> </tr> <tr> <th>Freq</th> <th>Level</th> <th>Line</th> <th>Margin</th> <th>Level</th> <th>Factor</th> <th>Loss</th> <th>Factor</th> <th>Factor</th> </tr> <tr> <th>MHz</th> <th>dBuV/m</th> <th>dBuV/m</th> <th>dB</th> <th>dBuV</th> <th>dB/m</th> <th>dB</th> <th>dB</th> <th>cm</th> <th>deg</th> </tr> </thead> <tbody> <tr> <td>1 2483.54</td> <td>61.35</td> <td>74.00</td> <td>-12.65</td> <td>48.48</td> <td>32.77</td> <td>6.73</td> <td>32.63</td> <td>6.00</td> <td>131 226 PEAK</td> </tr> </tbody> </table>	Limit	Read	Ant	Cable	Preamp	Aux	APos	TPos	Remark	Freq	Level	Line	Margin	Level	Factor	Loss	Factor	Factor	MHz	dBuV/m	dBuV/m	dB	dBuV	dB/m	dB	dB	cm	deg	1 2483.54	61.35	74.00	-12.65	48.48	32.77	6.73	32.63	6.00	131 226 PEAK	Blank
Limit	Read	Ant	Cable	Preamp	Aux	APos	TPos	Remark																																
Freq	Level	Line	Margin	Level	Factor	Loss	Factor	Factor																																
MHz	dBuV/m	dBuV/m	dB	dBuV	dB/m	dB	dB	cm	deg																															
1 2483.54	61.35	74.00	-12.65	48.48	32.77	6.73	32.63	6.00	131 226 PEAK																															
Avg	<table border="1"> <thead> <tr> <th>Limit</th> <th>Read</th> <th>Ant</th> <th>Cable</th> <th>Preamp</th> <th>Aux</th> <th>APos</th> <th>TPos</th> <th>Remark</th> </tr> <tr> <th>Freq</th> <th>Level</th> <th>Line</th> <th>Margin</th> <th>Level</th> <th>Factor</th> <th>Loss</th> <th>Factor</th> <th>Factor</th> </tr> <tr> <th>MHz</th> <th>dBuV/m</th> <th>dBuV/m</th> <th>dB</th> <th>dBuV</th> <th>dB/m</th> <th>dB</th> <th>dB</th> <th>cm</th> <th>deg</th> </tr> </thead> <tbody> <tr> <td>1 2483.54</td> <td>49.40</td> <td>54.00</td> <td>-4.60</td> <td>36.53</td> <td>32.77</td> <td>6.73</td> <td>32.63</td> <td>6.00</td> <td>131 226 AVERAGE</td> </tr> </tbody> </table>	Limit	Read	Ant	Cable	Preamp	Aux	APos	TPos	Remark	Freq	Level	Line	Margin	Level	Factor	Loss	Factor	Factor	MHz	dBuV/m	dBuV/m	dB	dBuV	dB/m	dB	dB	cm	deg	1 2483.54	49.40	54.00	-4.60	36.53	32.77	6.73	32.63	6.00	131 226 AVERAGE	Blank
Limit	Read	Ant	Cable	Preamp	Aux	APos	TPos	Remark																																
Freq	Level	Line	Margin	Level	Factor	Loss	Factor	Factor																																
MHz	dBuV/m	dBuV/m	dB	dBuV	dB/m	dB	dB	cm	deg																															
1 2483.54	49.40	54.00	-4.60	36.53	32.77	6.73	32.63	6.00	131 226 AVERAGE																															



Mode	12																																																																																	
	Band Edge - L																																																																																	
	2400-2483.5_802.11ax HE40_CH09_2452MHz																																																																																	
ANT	CDD 2+4																																																																																	
Pol.	Vertical	Fundamental																																																																																
Peak	 <p>Level (dBuV/m) vs Frequency (MHz) for Vertical polarization. The plot shows a signal level rising from approximately 48.8 dBuV/m at 2310 MHz to about 97.5 dBuV/m at 2452 MHz. A red horizontal line indicates the FCC PART 15C limit at approximately 74 dBuV/m.</p> <table border="1"> <thead> <tr> <th>Limit</th> <th>Read</th> <th>Ant</th> <th>Cable</th> <th>Preamp</th> <th>Aux</th> <th>APos</th> <th>TPos</th> <th>Remark</th> </tr> <tr> <th>Freq</th> <th>Level</th> <th>Line</th> <th>Margin</th> <th>Level</th> <th>Factor</th> <th>Loss</th> <th>Factor</th> <th>Factor</th> </tr> <tr> <th>MHz</th> <th>dBuV/m</th> <th>dBuV/m</th> <th>dB</th> <th>dBuV</th> <th>dB/m</th> <th>dB</th> <th>dB</th> <th>cm</th> </tr> </thead> <tbody> <tr> <td>1</td> <td>2388.24</td> <td>54.36</td> <td>74.00</td> <td>-19.64</td> <td>42.58</td> <td>32.04</td> <td>6.60</td> <td>32.86</td> <td>6.00</td> <td>300</td> <td>141</td> <td>PEAK</td> </tr> </tbody> </table>	Limit	Read	Ant	Cable	Preamp	Aux	APos	TPos	Remark	Freq	Level	Line	Margin	Level	Factor	Loss	Factor	Factor	MHz	dBuV/m	dBuV/m	dB	dBuV	dB/m	dB	dB	cm	1	2388.24	54.36	74.00	-19.64	42.58	32.04	6.60	32.86	6.00	300	141	PEAK	 <p>Level (dBuV/m) vs Frequency (MHz) for Fundamental polarization. The plot shows a sharp peak at 2452.00 MHz with a level of 103.76 dBuV/m. A red horizontal line indicates the FCC PART 15C limit at approximately 74 dBuV/m.</p> <table border="1"> <thead> <tr> <th>Limit</th> <th>Read</th> <th>Ant</th> <th>Cable</th> <th>Preamp</th> <th>Aux</th> <th>APos</th> <th>TPos</th> <th>Remark</th> </tr> <tr> <th>Freq</th> <th>Level</th> <th>Line</th> <th>Margin</th> <th>Level</th> <th>Factor</th> <th>Loss</th> <th>Factor</th> <th>Factor</th> </tr> <tr> <th>MHz</th> <th>dBuV/m</th> <th>dBuV/m</th> <th>dB</th> <th>dBuV</th> <th>dB/m</th> <th>dB</th> <th>dB</th> <th>cm</th> </tr> </thead> <tbody> <tr> <td>1</td> <td>2452.00</td> <td>103.76</td> <td>-----</td> <td>-----</td> <td>91.28</td> <td>32.50</td> <td>6.69</td> <td>32.71</td> <td>6.00</td> <td>300</td> <td>141</td> <td>PEAK</td> </tr> </tbody> </table>	Limit	Read	Ant	Cable	Preamp	Aux	APos	TPos	Remark	Freq	Level	Line	Margin	Level	Factor	Loss	Factor	Factor	MHz	dBuV/m	dBuV/m	dB	dBuV	dB/m	dB	dB	cm	1	2452.00	103.76	-----	-----	91.28	32.50	6.69	32.71	6.00	300	141	PEAK
	Limit	Read	Ant	Cable	Preamp	Aux	APos	TPos	Remark																																																																									
Freq	Level	Line	Margin	Level	Factor	Loss	Factor	Factor																																																																										
MHz	dBuV/m	dBuV/m	dB	dBuV	dB/m	dB	dB	cm																																																																										
1	2388.24	54.36	74.00	-19.64	42.58	32.04	6.60	32.86	6.00	300	141	PEAK																																																																						
Limit	Read	Ant	Cable	Preamp	Aux	APos	TPos	Remark																																																																										
Freq	Level	Line	Margin	Level	Factor	Loss	Factor	Factor																																																																										
MHz	dBuV/m	dBuV/m	dB	dBuV	dB/m	dB	dB	cm																																																																										
1	2452.00	103.76	-----	-----	91.28	32.50	6.69	32.71	6.00	300	141	PEAK																																																																						
Avg	 <p>Level (dBuV/m) vs Frequency (MHz) for Vertical polarization, Average. The plot shows a signal level rising from approximately 42.55 dBuV/m at 2310 MHz to about 93.23 dBuV/m at 2452 MHz. A red horizontal line indicates the FCC PART 15C (AVG) limit at approximately 54 dBuV/m.</p> <table border="1"> <thead> <tr> <th>Limit</th> <th>Read</th> <th>Ant</th> <th>Cable</th> <th>Preamp</th> <th>Aux</th> <th>APos</th> <th>TPos</th> <th>Remark</th> </tr> <tr> <th>Freq</th> <th>Level</th> <th>Line</th> <th>Margin</th> <th>Level</th> <th>Factor</th> <th>Loss</th> <th>Factor</th> <th>Factor</th> </tr> <tr> <th>MHz</th> <th>dBuV/m</th> <th>dBuV/m</th> <th>dB</th> <th>dBuV</th> <th>dB/m</th> <th>dB</th> <th>dB</th> <th>cm</th> </tr> </thead> <tbody> <tr> <td>1</td> <td>2389.66</td> <td>42.55</td> <td>54.00</td> <td>-11.45</td> <td>30.75</td> <td>32.06</td> <td>6.60</td> <td>32.86</td> <td>6.00</td> <td>300</td> <td>141</td> <td>AVERAGE</td> </tr> </tbody> </table>	Limit	Read	Ant	Cable	Preamp	Aux	APos	TPos	Remark	Freq	Level	Line	Margin	Level	Factor	Loss	Factor	Factor	MHz	dBuV/m	dBuV/m	dB	dBuV	dB/m	dB	dB	cm	1	2389.66	42.55	54.00	-11.45	30.75	32.06	6.60	32.86	6.00	300	141	AVERAGE	 <p>Level (dBuV/m) vs Frequency (MHz) for Fundamental polarization, Average. The plot shows a sharp peak at 2452.00 MHz with a level of 93.23 dBuV/m. A red horizontal line indicates the FCC PART 15C (AVG) limit at approximately 54 dBuV/m.</p> <table border="1"> <thead> <tr> <th>Limit</th> <th>Read</th> <th>Ant</th> <th>Cable</th> <th>Preamp</th> <th>Aux</th> <th>APos</th> <th>TPos</th> <th>Remark</th> </tr> <tr> <th>Freq</th> <th>Level</th> <th>Line</th> <th>Margin</th> <th>Level</th> <th>Factor</th> <th>Loss</th> <th>Factor</th> <th>Factor</th> </tr> <tr> <th>MHz</th> <th>dBuV/m</th> <th>dBuV/m</th> <th>dB</th> <th>dBuV</th> <th>dB/m</th> <th>dB</th> <th>dB</th> <th>cm</th> </tr> </thead> <tbody> <tr> <td>1</td> <td>2452.00</td> <td>93.23</td> <td>-----</td> <td>-----</td> <td>80.75</td> <td>32.50</td> <td>6.69</td> <td>32.71</td> <td>6.00</td> <td>300</td> <td>141</td> <td>AVERAGE</td> </tr> </tbody> </table>	Limit	Read	Ant	Cable	Preamp	Aux	APos	TPos	Remark	Freq	Level	Line	Margin	Level	Factor	Loss	Factor	Factor	MHz	dBuV/m	dBuV/m	dB	dBuV	dB/m	dB	dB	cm	1	2452.00	93.23	-----	-----	80.75	32.50	6.69	32.71	6.00	300	141	AVERAGE
Limit	Read	Ant	Cable	Preamp	Aux	APos	TPos	Remark																																																																										
Freq	Level	Line	Margin	Level	Factor	Loss	Factor	Factor																																																																										
MHz	dBuV/m	dBuV/m	dB	dBuV	dB/m	dB	dB	cm																																																																										
1	2389.66	42.55	54.00	-11.45	30.75	32.06	6.60	32.86	6.00	300	141	AVERAGE																																																																						
Limit	Read	Ant	Cable	Preamp	Aux	APos	TPos	Remark																																																																										
Freq	Level	Line	Margin	Level	Factor	Loss	Factor	Factor																																																																										
MHz	dBuV/m	dBuV/m	dB	dBuV	dB/m	dB	dB	cm																																																																										
1	2452.00	93.23	-----	-----	80.75	32.50	6.69	32.71	6.00	300	141	AVERAGE																																																																						

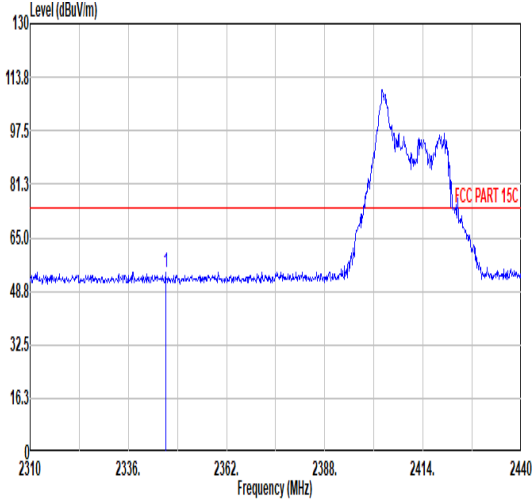
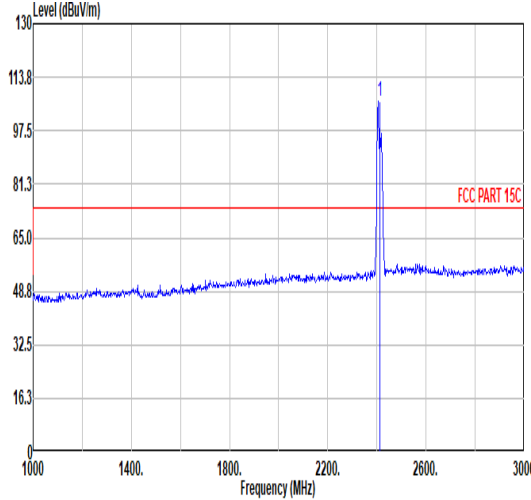
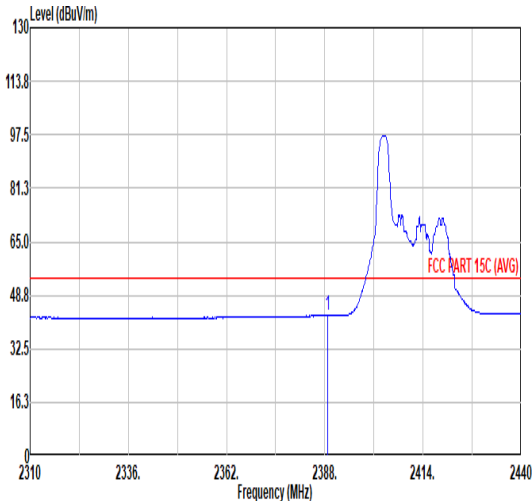
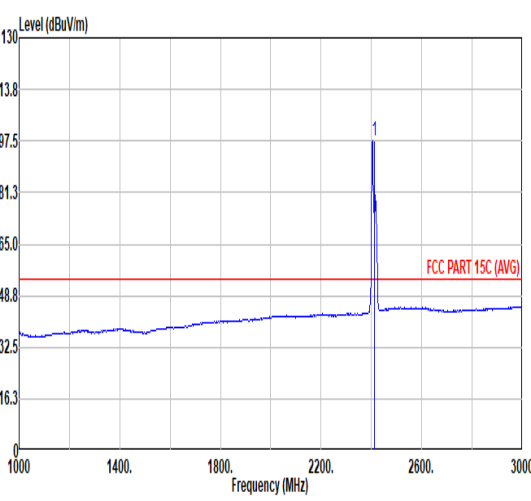


Mode	12																																										
	Band Edge - R																																										
	2400-2483.5_802.11ax HE40_CH09_2452MHz																																										
ANT	CDD 2+4																																										
Pol.	Vertical	Fundamental																																									
Peak	<table border="1"> <thead> <tr> <th>Limit</th> <th>Read</th> <th>Ant</th> <th>Cable</th> <th>Preamp</th> <th>Aux</th> <th>APos</th> <th>TPos</th> <th>Remark</th> </tr> <tr> <th>Freq</th> <th>Level</th> <th>Line</th> <th>Margin</th> <th>Level</th> <th>Factor</th> <th>Loss</th> <th>Factor</th> <th>Factor</th> </tr> <tr> <th>MHz</th> <th>dBuV/m</th> <th>dBuV/m</th> <th>dB</th> <th>dBuV</th> <th>dB/m</th> <th>dB</th> <th>dB</th> <th>cm</th> <th>deg</th> </tr> </thead> <tbody> <tr> <td>1</td> <td>2485.26</td> <td>62.28</td> <td>74.00</td> <td>-11.72</td> <td>49.38</td> <td>32.78</td> <td>6.74</td> <td>32.62</td> <td>6.00</td> <td>300</td> <td>141</td> <td>PEAK</td> </tr> </tbody> </table>	Limit	Read	Ant	Cable	Preamp	Aux	APos	TPos	Remark	Freq	Level	Line	Margin	Level	Factor	Loss	Factor	Factor	MHz	dBuV/m	dBuV/m	dB	dBuV	dB/m	dB	dB	cm	deg	1	2485.26	62.28	74.00	-11.72	49.38	32.78	6.74	32.62	6.00	300	141	PEAK	Blank
Limit	Read	Ant	Cable	Preamp	Aux	APos	TPos	Remark																																			
Freq	Level	Line	Margin	Level	Factor	Loss	Factor	Factor																																			
MHz	dBuV/m	dBuV/m	dB	dBuV	dB/m	dB	dB	cm	deg																																		
1	2485.26	62.28	74.00	-11.72	49.38	32.78	6.74	32.62	6.00	300	141	PEAK																															
Avg	<table border="1"> <thead> <tr> <th>Limit</th> <th>Read</th> <th>Ant</th> <th>Cable</th> <th>Preamp</th> <th>Aux</th> <th>APos</th> <th>TPos</th> <th>Remark</th> </tr> <tr> <th>Freq</th> <th>Level</th> <th>Line</th> <th>Margin</th> <th>Level</th> <th>Factor</th> <th>Loss</th> <th>Factor</th> <th>Factor</th> </tr> <tr> <th>MHz</th> <th>dBuV/m</th> <th>dBuV/m</th> <th>dB</th> <th>dBuV</th> <th>dB/m</th> <th>dB</th> <th>dB</th> <th>cm</th> <th>deg</th> </tr> </thead> <tbody> <tr> <td>1</td> <td>2484.83</td> <td>47.24</td> <td>54.00</td> <td>-6.76</td> <td>34.35</td> <td>32.78</td> <td>6.73</td> <td>32.62</td> <td>6.00</td> <td>300</td> <td>141</td> <td>AVERAGE</td> </tr> </tbody> </table>	Limit	Read	Ant	Cable	Preamp	Aux	APos	TPos	Remark	Freq	Level	Line	Margin	Level	Factor	Loss	Factor	Factor	MHz	dBuV/m	dBuV/m	dB	dBuV	dB/m	dB	dB	cm	deg	1	2484.83	47.24	54.00	-6.76	34.35	32.78	6.73	32.62	6.00	300	141	AVERAGE	Blank
Limit	Read	Ant	Cable	Preamp	Aux	APos	TPos	Remark																																			
Freq	Level	Line	Margin	Level	Factor	Loss	Factor	Factor																																			
MHz	dBuV/m	dBuV/m	dB	dBuV	dB/m	dB	dB	cm	deg																																		
1	2484.83	47.24	54.00	-6.76	34.35	32.78	6.73	32.62	6.00	300	141	AVERAGE																															

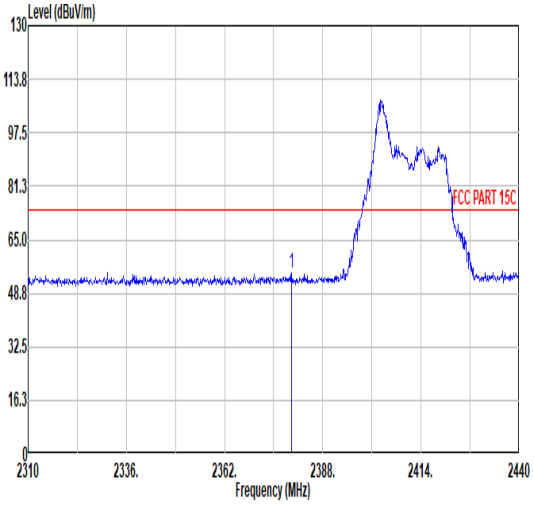
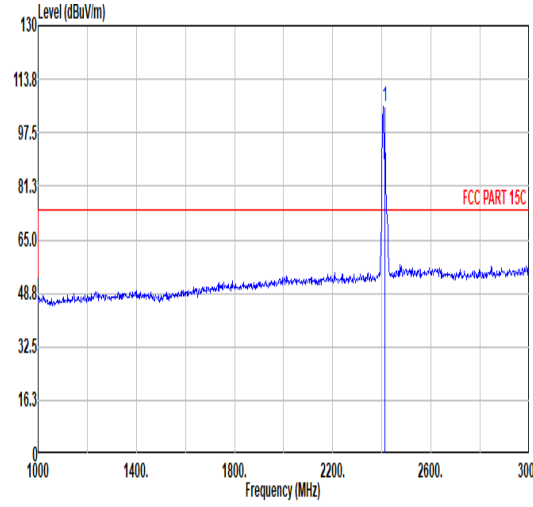
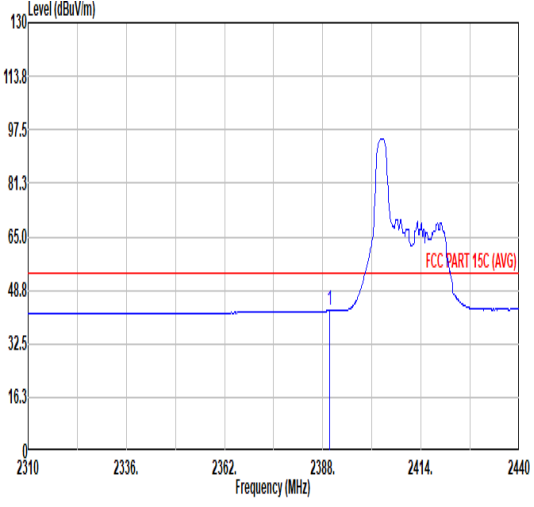
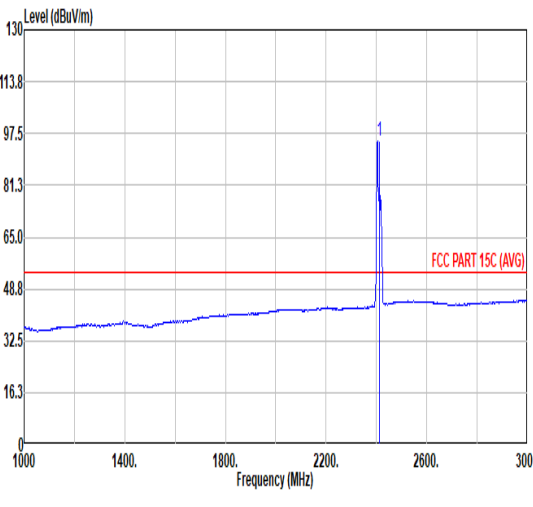


Mode	12																																																																																																																		
	Harmonic																																																																																																																		
	2400-2483.5_802.11ax HE40_CH09_2452MHz																																																																																																																		
ANT	CDD 2+4																																																																																																																		
Pol.	Horizontal	Vertical																																																																																																																	
Peak Avg	<table border="1"> <thead> <tr> <th>Limit</th> <th>Read</th> <th>Ant</th> <th>Cable</th> <th>Preamp</th> <th>Aux</th> <th>APos</th> <th>TPos</th> </tr> <tr> <th>Freq</th> <th>Level</th> <th>Line</th> <th>Margin</th> <th>Level</th> <th>Factor</th> <th>Loss</th> <th>Factor</th> </tr> <tr> <th>MHz</th> <th>dBuV/m</th> <th>dBuV/m</th> <th>dB</th> <th>dBuV</th> <th>dB/m</th> <th>dB</th> <th>dB</th> </tr> </thead> <tbody> <tr> <td>1</td> <td>4904.00</td> <td>43.10</td> <td>74.00</td> <td>-30.90</td> <td>60.20</td> <td>34.20</td> <td>9.55</td> <td>60.85</td> <td>0.00</td> <td>---</td> <td>---</td> <td>PEAK</td> </tr> <tr> <td>2</td> <td>7356.00</td> <td>44.18</td> <td>74.00</td> <td>-29.82</td> <td>57.11</td> <td>35.79</td> <td>11.71</td> <td>60.43</td> <td>0.00</td> <td>---</td> <td>---</td> <td>PEAK</td> </tr> </tbody> </table>	Limit	Read	Ant	Cable	Preamp	Aux	APos	TPos	Freq	Level	Line	Margin	Level	Factor	Loss	Factor	MHz	dBuV/m	dBuV/m	dB	dBuV	dB/m	dB	dB	1	4904.00	43.10	74.00	-30.90	60.20	34.20	9.55	60.85	0.00	---	---	PEAK	2	7356.00	44.18	74.00	-29.82	57.11	35.79	11.71	60.43	0.00	---	---	PEAK	<table border="1"> <thead> <tr> <th>Limit</th> <th>Read</th> <th>Ant</th> <th>Cable</th> <th>Preamp</th> <th>Aux</th> <th>APos</th> <th>TPos</th> </tr> <tr> <th>Freq</th> <th>Level</th> <th>Line</th> <th>Margin</th> <th>Level</th> <th>Factor</th> <th>Loss</th> <th>Factor</th> </tr> <tr> <th>MHz</th> <th>dBuV/m</th> <th>dBuV/m</th> <th>dB</th> <th>dBuV</th> <th>dB/m</th> <th>dB</th> <th>dB</th> </tr> </thead> <tbody> <tr> <td>1</td> <td>4904.00</td> <td>43.53</td> <td>74.00</td> <td>-30.47</td> <td>60.63</td> <td>34.20</td> <td>9.55</td> <td>60.85</td> <td>0.00</td> <td>---</td> <td>---</td> <td>PEAK</td> </tr> <tr> <td>2</td> <td>6915.00</td> <td>47.49</td> <td>80.00</td> <td>-32.59</td> <td>60.33</td> <td>35.63</td> <td>11.41</td> <td>59.88</td> <td>0.00</td> <td>---</td> <td>---</td> <td>Peak</td> </tr> <tr> <td>3</td> <td>7356.00</td> <td>45.21</td> <td>74.00</td> <td>-28.79</td> <td>58.14</td> <td>35.79</td> <td>11.71</td> <td>60.43</td> <td>0.00</td> <td>---</td> <td>---</td> <td>PEAK</td> </tr> </tbody> </table>	Limit	Read	Ant	Cable	Preamp	Aux	APos	TPos	Freq	Level	Line	Margin	Level	Factor	Loss	Factor	MHz	dBuV/m	dBuV/m	dB	dBuV	dB/m	dB	dB	1	4904.00	43.53	74.00	-30.47	60.63	34.20	9.55	60.85	0.00	---	---	PEAK	2	6915.00	47.49	80.00	-32.59	60.33	35.63	11.41	59.88	0.00	---	---	Peak	3	7356.00	45.21	74.00	-28.79	58.14	35.79	11.71	60.43	0.00	---	---	PEAK
Limit	Read	Ant	Cable	Preamp	Aux	APos	TPos																																																																																																												
Freq	Level	Line	Margin	Level	Factor	Loss	Factor																																																																																																												
MHz	dBuV/m	dBuV/m	dB	dBuV	dB/m	dB	dB																																																																																																												
1	4904.00	43.10	74.00	-30.90	60.20	34.20	9.55	60.85	0.00	---	---	PEAK																																																																																																							
2	7356.00	44.18	74.00	-29.82	57.11	35.79	11.71	60.43	0.00	---	---	PEAK																																																																																																							
Limit	Read	Ant	Cable	Preamp	Aux	APos	TPos																																																																																																												
Freq	Level	Line	Margin	Level	Factor	Loss	Factor																																																																																																												
MHz	dBuV/m	dBuV/m	dB	dBuV	dB/m	dB	dB																																																																																																												
1	4904.00	43.53	74.00	-30.47	60.63	34.20	9.55	60.85	0.00	---	---	PEAK																																																																																																							
2	6915.00	47.49	80.00	-32.59	60.33	35.63	11.41	59.88	0.00	---	---	Peak																																																																																																							
3	7356.00	45.21	74.00	-28.79	58.14	35.79	11.71	60.43	0.00	---	---	PEAK																																																																																																							



Mode	13																																																																									
	Band Edge																																																																									
	2400-2483.5_802.11ax HE20_CH1_Partial RU 26/0_2412MHz																																																																									
ANT	CDD 2+4																																																																									
Pol.	Horizontal	Fundamental																																																																								
Peak	 <p>Level (dBuV/m) vs Frequency (MHz) plot for Horizontal polarization. The plot shows a signal peak around 2412 MHz. A red horizontal line indicates the FCC PART 15C limit at approximately 75 dBuV/m.</p> <table border="1"> <thead> <tr> <th>Limit</th> <th>Read</th> <th>Ant</th> <th>Cable Preamp</th> <th>Aux</th> <th>APos</th> <th>TPos</th> <th>Remark</th> </tr> <tr> <th>Freq</th> <th>Level</th> <th>Line Margin</th> <th>Level Factor</th> <th>Loss Factor</th> <th>Loss Factor</th> <th></th> <th></th> </tr> <tr> <th>MHz</th> <th>dBuV/m</th> <th>dBuV/m</th> <th>dB</th> <th>dBuV</th> <th>dB/m</th> <th>dB</th> <th>dB</th> </tr> </thead> <tbody> <tr> <td>1 2345.88</td> <td>54.70</td> <td>74.00</td> <td>-19.30</td> <td>43.56</td> <td>31.53</td> <td>6.54</td> <td>32.93</td> <td>6.00</td> <td>100</td> <td>103</td> <td>PEAK</td> </tr> </tbody> </table>	Limit	Read	Ant	Cable Preamp	Aux	APos	TPos	Remark	Freq	Level	Line Margin	Level Factor	Loss Factor	Loss Factor			MHz	dBuV/m	dBuV/m	dB	dBuV	dB/m	dB	dB	1 2345.88	54.70	74.00	-19.30	43.56	31.53	6.54	32.93	6.00	100	103	PEAK	 <p>Level (dBuV/m) vs Frequency (MHz) plot for Fundamental polarization. The plot shows a sharp signal peak at 2412 MHz. A red horizontal line indicates the FCC PART 15C limit at approximately 75 dBuV/m.</p> <table border="1"> <thead> <tr> <th>Limit</th> <th>Read</th> <th>Ant</th> <th>Cable Preamp</th> <th>Aux</th> <th>APos</th> <th>TPos</th> <th>Remark</th> </tr> <tr> <th>Freq</th> <th>Level</th> <th>Line Margin</th> <th>Level Factor</th> <th>Loss Factor</th> <th>Loss Factor</th> <th></th> <th></th> </tr> <tr> <th>MHz</th> <th>dBuV/m</th> <th>dBuV/m</th> <th>dB</th> <th>dBuV</th> <th>dB/m</th> <th>dB</th> <th>dB</th> </tr> </thead> <tbody> <tr> <td>1 2412.00</td> <td>106.29</td> <td>-----</td> <td>-----</td> <td>94.29</td> <td>32.22</td> <td>6.62</td> <td>32.84</td> <td>6.00</td> <td>100</td> <td>103</td> <td>PEAK</td> </tr> </tbody> </table>	Limit	Read	Ant	Cable Preamp	Aux	APos	TPos	Remark	Freq	Level	Line Margin	Level Factor	Loss Factor	Loss Factor			MHz	dBuV/m	dBuV/m	dB	dBuV	dB/m	dB	dB	1 2412.00	106.29	-----	-----	94.29	32.22	6.62	32.84	6.00	100	103	PEAK
	Limit	Read	Ant	Cable Preamp	Aux	APos	TPos	Remark																																																																		
Freq	Level	Line Margin	Level Factor	Loss Factor	Loss Factor																																																																					
MHz	dBuV/m	dBuV/m	dB	dBuV	dB/m	dB	dB																																																																			
1 2345.88	54.70	74.00	-19.30	43.56	31.53	6.54	32.93	6.00	100	103	PEAK																																																															
Limit	Read	Ant	Cable Preamp	Aux	APos	TPos	Remark																																																																			
Freq	Level	Line Margin	Level Factor	Loss Factor	Loss Factor																																																																					
MHz	dBuV/m	dBuV/m	dB	dBuV	dB/m	dB	dB																																																																			
1 2412.00	106.29	-----	-----	94.29	32.22	6.62	32.84	6.00	100	103	PEAK																																																															
Avg	 <p>Level (dBuV/m) vs Frequency (MHz) plot for Horizontal polarization, Average mode. The plot shows a signal peak around 2412 MHz. A red horizontal line indicates the FCC PART 15C (AVG) limit at approximately 55 dBuV/m.</p> <table border="1"> <thead> <tr> <th>Limit</th> <th>Read</th> <th>Ant</th> <th>Cable Preamp</th> <th>Aux</th> <th>APos</th> <th>TPos</th> <th>Remark</th> </tr> <tr> <th>Freq</th> <th>Level</th> <th>Line Margin</th> <th>Level Factor</th> <th>Loss Factor</th> <th>Loss Factor</th> <th></th> <th></th> </tr> <tr> <th>MHz</th> <th>dBuV/m</th> <th>dBuV/m</th> <th>dB</th> <th>dBuV</th> <th>dB/m</th> <th>dB</th> <th>dB</th> </tr> </thead> <tbody> <tr> <td>1 2388.78</td> <td>42.57</td> <td>54.00</td> <td>-11.43</td> <td>30.79</td> <td>32.04</td> <td>6.60</td> <td>32.86</td> <td>6.00</td> <td>100</td> <td>103</td> <td>AVERAGE</td> </tr> </tbody> </table>	Limit	Read	Ant	Cable Preamp	Aux	APos	TPos	Remark	Freq	Level	Line Margin	Level Factor	Loss Factor	Loss Factor			MHz	dBuV/m	dBuV/m	dB	dBuV	dB/m	dB	dB	1 2388.78	42.57	54.00	-11.43	30.79	32.04	6.60	32.86	6.00	100	103	AVERAGE	 <p>Level (dBuV/m) vs Frequency (MHz) plot for Fundamental polarization, Average mode. The plot shows a sharp signal peak at 2412 MHz. A red horizontal line indicates the FCC PART 15C (AVG) limit at approximately 55 dBuV/m.</p> <table border="1"> <thead> <tr> <th>Limit</th> <th>Read</th> <th>Ant</th> <th>Cable Preamp</th> <th>Aux</th> <th>APos</th> <th>TPos</th> <th>Remark</th> </tr> <tr> <th>Freq</th> <th>Level</th> <th>Line Margin</th> <th>Level Factor</th> <th>Loss Factor</th> <th>Loss Factor</th> <th></th> <th></th> </tr> <tr> <th>MHz</th> <th>dBuV/m</th> <th>dBuV/m</th> <th>dB</th> <th>dBuV</th> <th>dB/m</th> <th>dB</th> <th>dB</th> </tr> </thead> <tbody> <tr> <td>1 2412.00</td> <td>97.48</td> <td>-----</td> <td>-----</td> <td>85.48</td> <td>32.22</td> <td>6.62</td> <td>32.84</td> <td>6.00</td> <td>100</td> <td>103</td> <td>AVERAGE</td> </tr> </tbody> </table>	Limit	Read	Ant	Cable Preamp	Aux	APos	TPos	Remark	Freq	Level	Line Margin	Level Factor	Loss Factor	Loss Factor			MHz	dBuV/m	dBuV/m	dB	dBuV	dB/m	dB	dB	1 2412.00	97.48	-----	-----	85.48	32.22	6.62	32.84	6.00	100	103	AVERAGE
Limit	Read	Ant	Cable Preamp	Aux	APos	TPos	Remark																																																																			
Freq	Level	Line Margin	Level Factor	Loss Factor	Loss Factor																																																																					
MHz	dBuV/m	dBuV/m	dB	dBuV	dB/m	dB	dB																																																																			
1 2388.78	42.57	54.00	-11.43	30.79	32.04	6.60	32.86	6.00	100	103	AVERAGE																																																															
Limit	Read	Ant	Cable Preamp	Aux	APos	TPos	Remark																																																																			
Freq	Level	Line Margin	Level Factor	Loss Factor	Loss Factor																																																																					
MHz	dBuV/m	dBuV/m	dB	dBuV	dB/m	dB	dB																																																																			
1 2412.00	97.48	-----	-----	85.48	32.22	6.62	32.84	6.00	100	103	AVERAGE																																																															



Mode	13																																																																											
	Band Edge																																																																											
	2400-2483.5_802.11ax HE20_CH1_Partial RU 26/0_2412MHz																																																																											
ANT	CDD 2+4																																																																											
Pol.	Vertical	Fundamental																																																																										
Peak	 <p>Level (dBuV/m) vs Frequency (MHz) for Vertical polarization. Peak at 2379.81 MHz.</p> <table border="1"> <thead> <tr> <th>Limit</th> <th>Read</th> <th>Ant</th> <th>Cable</th> <th>Aux</th> <th>APos</th> <th>TPos</th> <th>Remark</th> </tr> <tr> <th>Freq</th> <th>Level</th> <th>Line</th> <th>Margin</th> <th>Level</th> <th>Factor</th> <th>Loss</th> <th>Factor</th> </tr> <tr> <th>MHz</th> <th>dBuV/m</th> <th>dBuV/m</th> <th>dB</th> <th>dBuV</th> <th>dB/m</th> <th>dB</th> <th>dB</th> </tr> </thead> <tbody> <tr> <td>1</td> <td>2379.81</td> <td>54.82</td> <td>74.00</td> <td>-19.18</td> <td>43.19</td> <td>31.92</td> <td>6.59</td> <td>32.86</td> <td>6.00</td> <td>396</td> <td>164</td> <td>PEAK</td> </tr> </tbody> </table>	Limit	Read	Ant	Cable	Aux	APos	TPos	Remark	Freq	Level	Line	Margin	Level	Factor	Loss	Factor	MHz	dBuV/m	dBuV/m	dB	dBuV	dB/m	dB	dB	1	2379.81	54.82	74.00	-19.18	43.19	31.92	6.59	32.86	6.00	396	164	PEAK	 <p>Level (dBuV/m) vs Frequency (MHz) for Fundamental polarization. Peak at 2412.00 MHz.</p> <table border="1"> <thead> <tr> <th>Limit</th> <th>Read</th> <th>Ant</th> <th>Cable</th> <th>Aux</th> <th>APos</th> <th>TPos</th> <th>Remark</th> </tr> <tr> <th>Freq</th> <th>Level</th> <th>Line</th> <th>Margin</th> <th>Level</th> <th>Factor</th> <th>Loss</th> <th>Factor</th> </tr> <tr> <th>MHz</th> <th>dBuV/m</th> <th>dBuV/m</th> <th>dB</th> <th>dBuV</th> <th>dB/m</th> <th>dB</th> <th>dB</th> </tr> </thead> <tbody> <tr> <td>1</td> <td>2412.00</td> <td>105.35</td> <td>-----</td> <td>-----</td> <td>93.35</td> <td>32.22</td> <td>6.62</td> <td>32.84</td> <td>6.00</td> <td>396</td> <td>164</td> <td>PEAK</td> </tr> </tbody> </table>	Limit	Read	Ant	Cable	Aux	APos	TPos	Remark	Freq	Level	Line	Margin	Level	Factor	Loss	Factor	MHz	dBuV/m	dBuV/m	dB	dBuV	dB/m	dB	dB	1	2412.00	105.35	-----	-----	93.35	32.22	6.62	32.84	6.00	396	164	PEAK
	Limit	Read	Ant	Cable	Aux	APos	TPos	Remark																																																																				
Freq	Level	Line	Margin	Level	Factor	Loss	Factor																																																																					
MHz	dBuV/m	dBuV/m	dB	dBuV	dB/m	dB	dB																																																																					
1	2379.81	54.82	74.00	-19.18	43.19	31.92	6.59	32.86	6.00	396	164	PEAK																																																																
Limit	Read	Ant	Cable	Aux	APos	TPos	Remark																																																																					
Freq	Level	Line	Margin	Level	Factor	Loss	Factor																																																																					
MHz	dBuV/m	dBuV/m	dB	dBuV	dB/m	dB	dB																																																																					
1	2412.00	105.35	-----	-----	93.35	32.22	6.62	32.84	6.00	396	164	PEAK																																																																
Avg	 <p>Level (dBuV/m) vs Frequency (MHz) for Vertical polarization. Average at 2389.82 MHz.</p> <table border="1"> <thead> <tr> <th>Limit</th> <th>Read</th> <th>Ant</th> <th>Cable</th> <th>Aux</th> <th>APos</th> <th>TPos</th> <th>Remark</th> </tr> <tr> <th>Freq</th> <th>Level</th> <th>Line</th> <th>Margin</th> <th>Level</th> <th>Factor</th> <th>Loss</th> <th>Factor</th> </tr> <tr> <th>MHz</th> <th>dBuV/m</th> <th>dBuV/m</th> <th>dB</th> <th>dBuV</th> <th>dB/m</th> <th>dB</th> <th>dB</th> </tr> </thead> <tbody> <tr> <td>1</td> <td>2389.82</td> <td>42.49</td> <td>54.00</td> <td>-11.51</td> <td>30.69</td> <td>32.06</td> <td>6.60</td> <td>32.86</td> <td>6.00</td> <td>396</td> <td>164</td> <td>AVERAGE</td> </tr> </tbody> </table>	Limit	Read	Ant	Cable	Aux	APos	TPos	Remark	Freq	Level	Line	Margin	Level	Factor	Loss	Factor	MHz	dBuV/m	dBuV/m	dB	dBuV	dB/m	dB	dB	1	2389.82	42.49	54.00	-11.51	30.69	32.06	6.60	32.86	6.00	396	164	AVERAGE	 <p>Level (dBuV/m) vs Frequency (MHz) for Fundamental polarization. Average at 2412.00 MHz.</p> <table border="1"> <thead> <tr> <th>Limit</th> <th>Read</th> <th>Ant</th> <th>Cable</th> <th>Aux</th> <th>APos</th> <th>TPos</th> <th>Remark</th> </tr> <tr> <th>Freq</th> <th>Level</th> <th>Line</th> <th>Margin</th> <th>Level</th> <th>Factor</th> <th>Loss</th> <th>Factor</th> </tr> <tr> <th>MHz</th> <th>dBuV/m</th> <th>dBuV/m</th> <th>dB</th> <th>dBuV</th> <th>dB/m</th> <th>dB</th> <th>dB</th> </tr> </thead> <tbody> <tr> <td>1</td> <td>2412.00</td> <td>95.13</td> <td>-----</td> <td>-----</td> <td>83.13</td> <td>32.22</td> <td>6.62</td> <td>32.84</td> <td>6.00</td> <td>396</td> <td>164</td> <td>AVERAGE</td> </tr> </tbody> </table>	Limit	Read	Ant	Cable	Aux	APos	TPos	Remark	Freq	Level	Line	Margin	Level	Factor	Loss	Factor	MHz	dBuV/m	dBuV/m	dB	dBuV	dB/m	dB	dB	1	2412.00	95.13	-----	-----	83.13	32.22	6.62	32.84	6.00	396	164	AVERAGE
Limit	Read	Ant	Cable	Aux	APos	TPos	Remark																																																																					
Freq	Level	Line	Margin	Level	Factor	Loss	Factor																																																																					
MHz	dBuV/m	dBuV/m	dB	dBuV	dB/m	dB	dB																																																																					
1	2389.82	42.49	54.00	-11.51	30.69	32.06	6.60	32.86	6.00	396	164	AVERAGE																																																																
Limit	Read	Ant	Cable	Aux	APos	TPos	Remark																																																																					
Freq	Level	Line	Margin	Level	Factor	Loss	Factor																																																																					
MHz	dBuV/m	dBuV/m	dB	dBuV	dB/m	dB	dB																																																																					
1	2412.00	95.13	-----	-----	83.13	32.22	6.62	32.84	6.00	396	164	AVERAGE																																																																



Mode	14																																																																																																																																	
	Band Edge																																																																																																																																	
	2400-2483.5_802.11ax HE20_CH11_Partial RU26/8_2462MHz																																																																																																																																	
ANT	CDD 2+4																																																																																																																																	
Pol.	Horizontal	Fundamental																																																																																																																																
Peak	<table border="1"> <thead> <tr> <th>Limit</th> <th>Read</th> <th>Ant</th> <th>Cable</th> <th>Aux</th> <th>APos</th> <th>TPos</th> <th>Remark</th> </tr> <tr> <th>Freq</th> <th>Level</th> <th>Line</th> <th>Margin</th> <th>Level</th> <th>Factor</th> <th>Loss</th> <th>Factor</th> </tr> <tr> <th>MHz</th> <th>dBuV/m</th> <th>dBuV/m</th> <th>dB</th> <th>dBuV</th> <th>dB/m</th> <th>dB</th> <th>dB</th> </tr> </thead> <tbody> <tr> <td>1 2488.11</td> <td>56.19</td> <td>74.00</td> <td>-17.81</td> <td>43.26</td> <td>32.80</td> <td>6.74</td> <td>32.61</td> </tr> <tr> <td></td> <td></td> <td></td> <td></td> <td></td> <td></td> <td></td> <td>6.00</td> </tr> <tr> <td></td> <td></td> <td></td> <td></td> <td></td> <td></td> <td></td> <td>100</td> </tr> <tr> <td></td> <td></td> <td></td> <td></td> <td></td> <td></td> <td></td> <td>226</td> </tr> <tr> <td></td> <td></td> <td></td> <td></td> <td></td> <td></td> <td></td> <td>PEAK</td> </tr> </tbody> </table>	Limit	Read	Ant	Cable	Aux	APos	TPos	Remark	Freq	Level	Line	Margin	Level	Factor	Loss	Factor	MHz	dBuV/m	dBuV/m	dB	dBuV	dB/m	dB	dB	1 2488.11	56.19	74.00	-17.81	43.26	32.80	6.74	32.61								6.00								100								226								PEAK	<table border="1"> <thead> <tr> <th>Limit</th> <th>Read</th> <th>Ant</th> <th>Cable</th> <th>Aux</th> <th>APos</th> <th>TPos</th> <th>Remark</th> </tr> <tr> <th>Freq</th> <th>Level</th> <th>Line</th> <th>Margin</th> <th>Level</th> <th>Factor</th> <th>Loss</th> <th>Factor</th> </tr> <tr> <th>MHz</th> <th>dBuV/m</th> <th>dBuV/m</th> <th>dB</th> <th>dBuV</th> <th>dB/m</th> <th>dB</th> <th>dB</th> </tr> </thead> <tbody> <tr> <td>1 2462.00</td> <td>108.58</td> <td>-----</td> <td>-----</td> <td>95.87</td> <td>32.66</td> <td>6.71</td> <td>32.66</td> </tr> <tr> <td></td> <td></td> <td></td> <td></td> <td></td> <td></td> <td></td> <td>6.00</td> </tr> <tr> <td></td> <td></td> <td></td> <td></td> <td></td> <td></td> <td></td> <td>100</td> </tr> <tr> <td></td> <td></td> <td></td> <td></td> <td></td> <td></td> <td></td> <td>226</td> </tr> <tr> <td></td> <td></td> <td></td> <td></td> <td></td> <td></td> <td></td> <td>PEAK</td> </tr> </tbody> </table>	Limit	Read	Ant	Cable	Aux	APos	TPos	Remark	Freq	Level	Line	Margin	Level	Factor	Loss	Factor	MHz	dBuV/m	dBuV/m	dB	dBuV	dB/m	dB	dB	1 2462.00	108.58	-----	-----	95.87	32.66	6.71	32.66								6.00								100								226								PEAK
	Limit	Read	Ant	Cable	Aux	APos	TPos	Remark																																																																																																																										
Freq	Level	Line	Margin	Level	Factor	Loss	Factor																																																																																																																											
MHz	dBuV/m	dBuV/m	dB	dBuV	dB/m	dB	dB																																																																																																																											
1 2488.11	56.19	74.00	-17.81	43.26	32.80	6.74	32.61																																																																																																																											
							6.00																																																																																																																											
							100																																																																																																																											
							226																																																																																																																											
							PEAK																																																																																																																											
Limit	Read	Ant	Cable	Aux	APos	TPos	Remark																																																																																																																											
Freq	Level	Line	Margin	Level	Factor	Loss	Factor																																																																																																																											
MHz	dBuV/m	dBuV/m	dB	dBuV	dB/m	dB	dB																																																																																																																											
1 2462.00	108.58	-----	-----	95.87	32.66	6.71	32.66																																																																																																																											
							6.00																																																																																																																											
							100																																																																																																																											
							226																																																																																																																											
							PEAK																																																																																																																											
Avg	<table border="1"> <thead> <tr> <th>Limit</th> <th>Read</th> <th>Ant</th> <th>Cable</th> <th>Aux</th> <th>APos</th> <th>TPos</th> <th>Remark</th> </tr> <tr> <th>Freq</th> <th>Level</th> <th>Line</th> <th>Margin</th> <th>Level</th> <th>Factor</th> <th>Loss</th> <th>Factor</th> </tr> <tr> <th>MHz</th> <th>dBuV/m</th> <th>dBuV/m</th> <th>dB</th> <th>dBuV</th> <th>dB/m</th> <th>dB</th> <th>dB</th> </tr> </thead> <tbody> <tr> <td>1 2499.81</td> <td>43.74</td> <td>54.00</td> <td>-10.26</td> <td>30.66</td> <td>32.90</td> <td>6.76</td> <td>32.58</td> </tr> <tr> <td></td> <td></td> <td></td> <td></td> <td></td> <td></td> <td></td> <td>6.00</td> </tr> <tr> <td></td> <td></td> <td></td> <td></td> <td></td> <td></td> <td></td> <td>100</td> </tr> <tr> <td></td> <td></td> <td></td> <td></td> <td></td> <td></td> <td></td> <td>226</td> </tr> <tr> <td></td> <td></td> <td></td> <td></td> <td></td> <td></td> <td></td> <td>AVERAGE</td> </tr> </tbody> </table>	Limit	Read	Ant	Cable	Aux	APos	TPos	Remark	Freq	Level	Line	Margin	Level	Factor	Loss	Factor	MHz	dBuV/m	dBuV/m	dB	dBuV	dB/m	dB	dB	1 2499.81	43.74	54.00	-10.26	30.66	32.90	6.76	32.58								6.00								100								226								AVERAGE	<table border="1"> <thead> <tr> <th>Limit</th> <th>Read</th> <th>Ant</th> <th>Cable</th> <th>Aux</th> <th>APos</th> <th>TPos</th> <th>Remark</th> </tr> <tr> <th>Freq</th> <th>Level</th> <th>Line</th> <th>Margin</th> <th>Level</th> <th>Factor</th> <th>Loss</th> <th>Factor</th> </tr> <tr> <th>MHz</th> <th>dBuV/m</th> <th>dBuV/m</th> <th>dB</th> <th>dBuV</th> <th>dB/m</th> <th>dB</th> <th>dB</th> </tr> </thead> <tbody> <tr> <td>1 2462.00</td> <td>98.86</td> <td>-----</td> <td>-----</td> <td>86.15</td> <td>32.66</td> <td>6.71</td> <td>32.66</td> </tr> <tr> <td></td> <td></td> <td></td> <td></td> <td></td> <td></td> <td></td> <td>6.00</td> </tr> <tr> <td></td> <td></td> <td></td> <td></td> <td></td> <td></td> <td></td> <td>100</td> </tr> <tr> <td></td> <td></td> <td></td> <td></td> <td></td> <td></td> <td></td> <td>226</td> </tr> <tr> <td></td> <td></td> <td></td> <td></td> <td></td> <td></td> <td></td> <td>AVERAGE</td> </tr> </tbody> </table>	Limit	Read	Ant	Cable	Aux	APos	TPos	Remark	Freq	Level	Line	Margin	Level	Factor	Loss	Factor	MHz	dBuV/m	dBuV/m	dB	dBuV	dB/m	dB	dB	1 2462.00	98.86	-----	-----	86.15	32.66	6.71	32.66								6.00								100								226								AVERAGE
Limit	Read	Ant	Cable	Aux	APos	TPos	Remark																																																																																																																											
Freq	Level	Line	Margin	Level	Factor	Loss	Factor																																																																																																																											
MHz	dBuV/m	dBuV/m	dB	dBuV	dB/m	dB	dB																																																																																																																											
1 2499.81	43.74	54.00	-10.26	30.66	32.90	6.76	32.58																																																																																																																											
							6.00																																																																																																																											
							100																																																																																																																											
							226																																																																																																																											
							AVERAGE																																																																																																																											
Limit	Read	Ant	Cable	Aux	APos	TPos	Remark																																																																																																																											
Freq	Level	Line	Margin	Level	Factor	Loss	Factor																																																																																																																											
MHz	dBuV/m	dBuV/m	dB	dBuV	dB/m	dB	dB																																																																																																																											
1 2462.00	98.86	-----	-----	86.15	32.66	6.71	32.66																																																																																																																											
							6.00																																																																																																																											
							100																																																																																																																											
							226																																																																																																																											
							AVERAGE																																																																																																																											

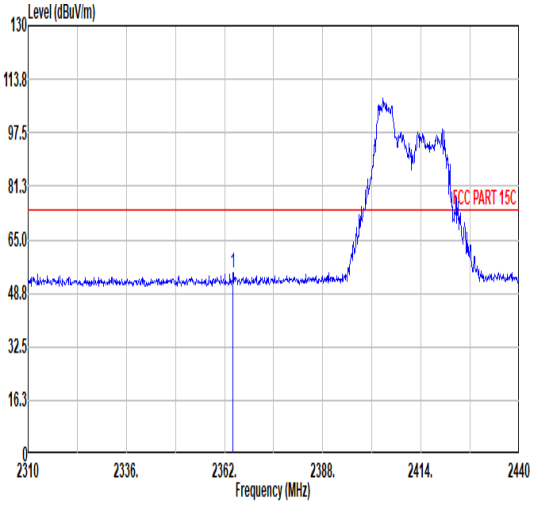
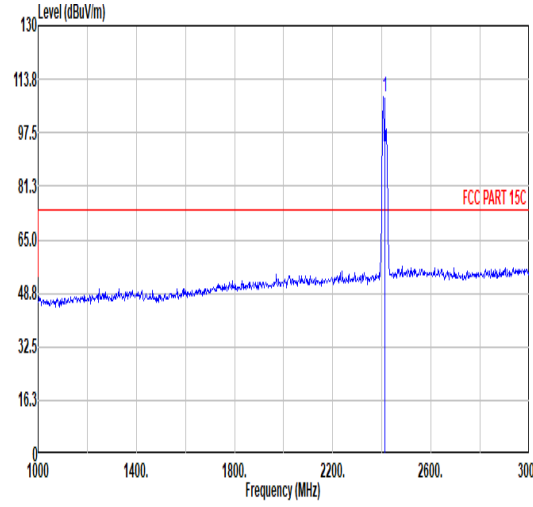
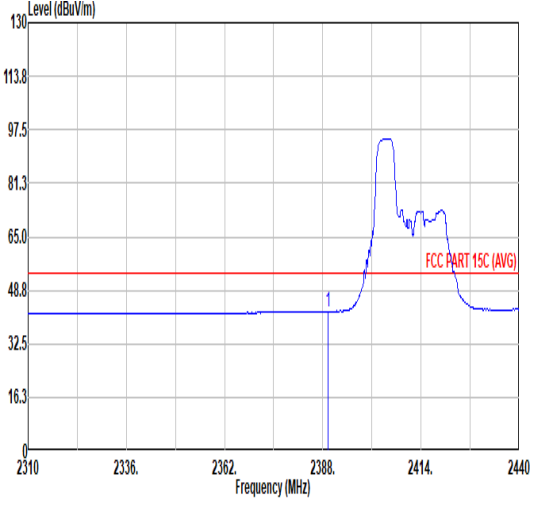
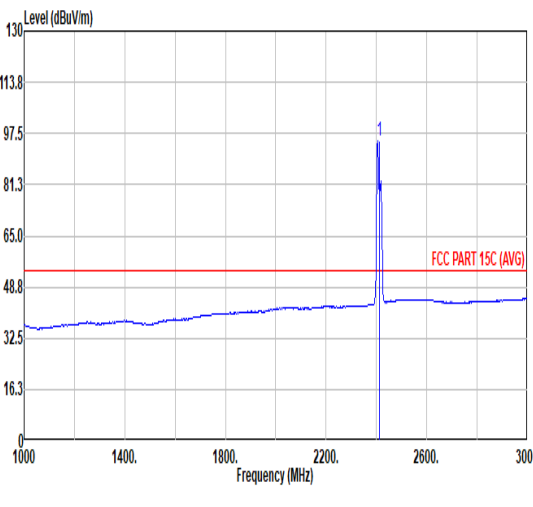


		14																																																																										
Mode	Band Edge																																																																											
	2400-2483.5_802.11ax HE20_CH11_Partial RU26/8_2462MHz																																																																											
ANT	CDD 2+4																																																																											
Pol.	Vertical	Fundamental																																																																										
Peak	<table border="1"> <thead> <tr> <th>Limit</th> <th>Read</th> <th>Ant</th> <th>Cable</th> <th>Aux</th> <th>APos</th> <th>TPos</th> <th>Remark</th> </tr> <tr> <th>Freq</th> <th>Level</th> <th>Line</th> <th>Margin</th> <th>Level</th> <th>Factor</th> <th>Loss</th> <th>Factor</th> </tr> <tr> <th>MHz</th> <th>dBuV/m</th> <th>dBuV/m</th> <th>dB</th> <th>dBuV</th> <th>dB/m</th> <th>dB</th> <th>dB</th> </tr> </thead> <tbody> <tr> <td>1</td> <td>2496.39</td> <td>56.33</td> <td>74.00</td> <td>-17.67</td> <td>43.30</td> <td>32.87</td> <td>6.75</td> <td>32.59</td> <td>6.00</td> <td>292</td> <td>140</td> <td>PEAK</td> </tr> </tbody> </table>	Limit	Read	Ant	Cable	Aux	APos	TPos	Remark	Freq	Level	Line	Margin	Level	Factor	Loss	Factor	MHz	dBuV/m	dBuV/m	dB	dBuV	dB/m	dB	dB	1	2496.39	56.33	74.00	-17.67	43.30	32.87	6.75	32.59	6.00	292	140	PEAK	<table border="1"> <thead> <tr> <th>Limit</th> <th>Read</th> <th>Ant</th> <th>Cable</th> <th>Aux</th> <th>APos</th> <th>TPos</th> <th>Remark</th> </tr> <tr> <th>Freq</th> <th>Level</th> <th>Line</th> <th>Margin</th> <th>Level</th> <th>Factor</th> <th>Loss</th> <th>Factor</th> </tr> <tr> <th>MHz</th> <th>dBuV/m</th> <th>dBuV/m</th> <th>dB</th> <th>dBuV</th> <th>dB/m</th> <th>dB</th> <th>dB</th> </tr> </thead> <tbody> <tr> <td>1</td> <td>2462.00</td> <td>106.19</td> <td>-----</td> <td>-----</td> <td>93.48</td> <td>32.66</td> <td>6.71</td> <td>32.66</td> <td>6.00</td> <td>292</td> <td>140</td> <td>PEAK</td> </tr> </tbody> </table>	Limit	Read	Ant	Cable	Aux	APos	TPos	Remark	Freq	Level	Line	Margin	Level	Factor	Loss	Factor	MHz	dBuV/m	dBuV/m	dB	dBuV	dB/m	dB	dB	1	2462.00	106.19	-----	-----	93.48	32.66	6.71	32.66	6.00	292	140	PEAK
	Limit	Read	Ant	Cable	Aux	APos	TPos	Remark																																																																				
Freq	Level	Line	Margin	Level	Factor	Loss	Factor																																																																					
MHz	dBuV/m	dBuV/m	dB	dBuV	dB/m	dB	dB																																																																					
1	2496.39	56.33	74.00	-17.67	43.30	32.87	6.75	32.59	6.00	292	140	PEAK																																																																
Limit	Read	Ant	Cable	Aux	APos	TPos	Remark																																																																					
Freq	Level	Line	Margin	Level	Factor	Loss	Factor																																																																					
MHz	dBuV/m	dBuV/m	dB	dBuV	dB/m	dB	dB																																																																					
1	2462.00	106.19	-----	-----	93.48	32.66	6.71	32.66	6.00	292	140	PEAK																																																																
Avg	<table border="1"> <thead> <tr> <th>Limit</th> <th>Read</th> <th>Ant</th> <th>Cable</th> <th>Aux</th> <th>APos</th> <th>TPos</th> <th>Remark</th> </tr> <tr> <th>Freq</th> <th>Level</th> <th>Line</th> <th>Margin</th> <th>Level</th> <th>Factor</th> <th>Loss</th> <th>Factor</th> </tr> <tr> <th>MHz</th> <th>dBuV/m</th> <th>dBuV/m</th> <th>dB</th> <th>dBuV</th> <th>dB/m</th> <th>dB</th> <th>dB</th> </tr> </thead> <tbody> <tr> <td>1</td> <td>2499.81</td> <td>43.67</td> <td>54.00</td> <td>-10.33</td> <td>30.59</td> <td>32.90</td> <td>6.76</td> <td>32.58</td> <td>6.00</td> <td>292</td> <td>140</td> <td>AVERAGE</td> </tr> </tbody> </table>	Limit	Read	Ant	Cable	Aux	APos	TPos	Remark	Freq	Level	Line	Margin	Level	Factor	Loss	Factor	MHz	dBuV/m	dBuV/m	dB	dBuV	dB/m	dB	dB	1	2499.81	43.67	54.00	-10.33	30.59	32.90	6.76	32.58	6.00	292	140	AVERAGE	<table border="1"> <thead> <tr> <th>Limit</th> <th>Read</th> <th>Ant</th> <th>Cable</th> <th>Aux</th> <th>APos</th> <th>TPos</th> <th>Remark</th> </tr> <tr> <th>Freq</th> <th>Level</th> <th>Line</th> <th>Margin</th> <th>Level</th> <th>Factor</th> <th>Loss</th> <th>Factor</th> </tr> <tr> <th>MHz</th> <th>dBuV/m</th> <th>dBuV/m</th> <th>dB</th> <th>dBuV</th> <th>dB/m</th> <th>dB</th> <th>dB</th> </tr> </thead> <tbody> <tr> <td>1</td> <td>2462.00</td> <td>95.78</td> <td>-----</td> <td>-----</td> <td>83.07</td> <td>32.66</td> <td>6.71</td> <td>32.66</td> <td>6.00</td> <td>292</td> <td>140</td> <td>AVERAGE</td> </tr> </tbody> </table>	Limit	Read	Ant	Cable	Aux	APos	TPos	Remark	Freq	Level	Line	Margin	Level	Factor	Loss	Factor	MHz	dBuV/m	dBuV/m	dB	dBuV	dB/m	dB	dB	1	2462.00	95.78	-----	-----	83.07	32.66	6.71	32.66	6.00	292	140	AVERAGE
	Limit	Read	Ant	Cable	Aux	APos	TPos	Remark																																																																				
Freq	Level	Line	Margin	Level	Factor	Loss	Factor																																																																					
MHz	dBuV/m	dBuV/m	dB	dBuV	dB/m	dB	dB																																																																					
1	2499.81	43.67	54.00	-10.33	30.59	32.90	6.76	32.58	6.00	292	140	AVERAGE																																																																
Limit	Read	Ant	Cable	Aux	APos	TPos	Remark																																																																					
Freq	Level	Line	Margin	Level	Factor	Loss	Factor																																																																					
MHz	dBuV/m	dBuV/m	dB	dBuV	dB/m	dB	dB																																																																					
1	2462.00	95.78	-----	-----	83.07	32.66	6.71	32.66	6.00	292	140	AVERAGE																																																																



Mode	15																																																																											
	Band Edge																																																																											
	2400-2483.5_802.11ax HE20_CH1_Partial RU52/37_2412MHz																																																																											
ANT	CDD 2+4																																																																											
Pol.	Horizontal	Fundamental																																																																										
Peak	<table border="1"> <thead> <tr> <th>Limit</th> <th>Read</th> <th>Ant</th> <th>Cable</th> <th>Aux</th> <th>APos</th> <th>TPos</th> <th>Remark</th> </tr> <tr> <th>Freq</th> <th>Level</th> <th>Line</th> <th>Margin</th> <th>Level</th> <th>Factor</th> <th>Loss</th> <th>Factor</th> </tr> <tr> <th>MHz</th> <th>dBuV/m</th> <th>dBuV/m</th> <th>dB</th> <th>dBuV</th> <th>dB/m</th> <th>dB</th> <th>dB</th> </tr> </thead> <tbody> <tr> <td>1</td> <td>2339.38</td> <td>54.70</td> <td>74.00</td> <td>-19.30</td> <td>43.53</td> <td>31.58</td> <td>6.53</td> <td>32.94</td> <td>6.00</td> <td>100</td> <td>106</td> <td>PEAK</td> </tr> </tbody> </table>	Limit	Read	Ant	Cable	Aux	APos	TPos	Remark	Freq	Level	Line	Margin	Level	Factor	Loss	Factor	MHz	dBuV/m	dBuV/m	dB	dBuV	dB/m	dB	dB	1	2339.38	54.70	74.00	-19.30	43.53	31.58	6.53	32.94	6.00	100	106	PEAK	<table border="1"> <thead> <tr> <th>Limit</th> <th>Read</th> <th>Ant</th> <th>Cable</th> <th>Aux</th> <th>APos</th> <th>TPos</th> <th>Remark</th> </tr> <tr> <th>Freq</th> <th>Level</th> <th>Line</th> <th>Margin</th> <th>Level</th> <th>Factor</th> <th>Loss</th> <th>Factor</th> </tr> <tr> <th>MHz</th> <th>dBuV/m</th> <th>dBuV/m</th> <th>dB</th> <th>dBuV</th> <th>dB/m</th> <th>dB</th> <th>dB</th> </tr> </thead> <tbody> <tr> <td>1</td> <td>2412.00</td> <td>107.78</td> <td>-----</td> <td>-----</td> <td>95.78</td> <td>32.22</td> <td>6.62</td> <td>32.84</td> <td>6.00</td> <td>100</td> <td>106</td> <td>PEAK</td> </tr> </tbody> </table>	Limit	Read	Ant	Cable	Aux	APos	TPos	Remark	Freq	Level	Line	Margin	Level	Factor	Loss	Factor	MHz	dBuV/m	dBuV/m	dB	dBuV	dB/m	dB	dB	1	2412.00	107.78	-----	-----	95.78	32.22	6.62	32.84	6.00	100	106	PEAK
	Limit	Read	Ant	Cable	Aux	APos	TPos	Remark																																																																				
Freq	Level	Line	Margin	Level	Factor	Loss	Factor																																																																					
MHz	dBuV/m	dBuV/m	dB	dBuV	dB/m	dB	dB																																																																					
1	2339.38	54.70	74.00	-19.30	43.53	31.58	6.53	32.94	6.00	100	106	PEAK																																																																
Limit	Read	Ant	Cable	Aux	APos	TPos	Remark																																																																					
Freq	Level	Line	Margin	Level	Factor	Loss	Factor																																																																					
MHz	dBuV/m	dBuV/m	dB	dBuV	dB/m	dB	dB																																																																					
1	2412.00	107.78	-----	-----	95.78	32.22	6.62	32.84	6.00	100	106	PEAK																																																																
Avg	<table border="1"> <thead> <tr> <th>Limit</th> <th>Read</th> <th>Ant</th> <th>Cable</th> <th>Aux</th> <th>APos</th> <th>TPos</th> <th>Remark</th> </tr> <tr> <th>Freq</th> <th>Level</th> <th>Line</th> <th>Margin</th> <th>Level</th> <th>Factor</th> <th>Loss</th> <th>Factor</th> </tr> <tr> <th>MHz</th> <th>dBuV/m</th> <th>dBuV/m</th> <th>dB</th> <th>dBuV</th> <th>dB/m</th> <th>dB</th> <th>dB</th> </tr> </thead> <tbody> <tr> <td>1</td> <td>2389.69</td> <td>42.47</td> <td>54.00</td> <td>-11.53</td> <td>30.67</td> <td>32.06</td> <td>6.60</td> <td>32.86</td> <td>6.00</td> <td>100</td> <td>106</td> <td>AVERAGE</td> </tr> </tbody> </table>	Limit	Read	Ant	Cable	Aux	APos	TPos	Remark	Freq	Level	Line	Margin	Level	Factor	Loss	Factor	MHz	dBuV/m	dBuV/m	dB	dBuV	dB/m	dB	dB	1	2389.69	42.47	54.00	-11.53	30.67	32.06	6.60	32.86	6.00	100	106	AVERAGE	<table border="1"> <thead> <tr> <th>Limit</th> <th>Read</th> <th>Ant</th> <th>Cable</th> <th>Aux</th> <th>APos</th> <th>TPos</th> <th>Remark</th> </tr> <tr> <th>Freq</th> <th>Level</th> <th>Line</th> <th>Margin</th> <th>Level</th> <th>Factor</th> <th>Loss</th> <th>Factor</th> </tr> <tr> <th>MHz</th> <th>dBuV/m</th> <th>dBuV/m</th> <th>dB</th> <th>dBuV</th> <th>dB/m</th> <th>dB</th> <th>dB</th> </tr> </thead> <tbody> <tr> <td>1</td> <td>2412.00</td> <td>96.86</td> <td>-----</td> <td>-----</td> <td>84.86</td> <td>32.22</td> <td>6.62</td> <td>32.84</td> <td>6.00</td> <td>100</td> <td>106</td> <td>AVERAGE</td> </tr> </tbody> </table>	Limit	Read	Ant	Cable	Aux	APos	TPos	Remark	Freq	Level	Line	Margin	Level	Factor	Loss	Factor	MHz	dBuV/m	dBuV/m	dB	dBuV	dB/m	dB	dB	1	2412.00	96.86	-----	-----	84.86	32.22	6.62	32.84	6.00	100	106	AVERAGE
Limit	Read	Ant	Cable	Aux	APos	TPos	Remark																																																																					
Freq	Level	Line	Margin	Level	Factor	Loss	Factor																																																																					
MHz	dBuV/m	dBuV/m	dB	dBuV	dB/m	dB	dB																																																																					
1	2389.69	42.47	54.00	-11.53	30.67	32.06	6.60	32.86	6.00	100	106	AVERAGE																																																																
Limit	Read	Ant	Cable	Aux	APos	TPos	Remark																																																																					
Freq	Level	Line	Margin	Level	Factor	Loss	Factor																																																																					
MHz	dBuV/m	dBuV/m	dB	dBuV	dB/m	dB	dB																																																																					
1	2412.00	96.86	-----	-----	84.86	32.22	6.62	32.84	6.00	100	106	AVERAGE																																																																



Mode	15																																																																											
	Band Edge																																																																											
	2400-2483.5_802.11ax HE20_CH1_Partial RU52/37_2412MHz																																																																											
ANT	CDD 2+4																																																																											
Pol.	Vertical	Fundamental																																																																										
Peak	 <table border="1" data-bbox="247 1153 782 1288"> <thead> <tr> <th>Limit</th> <th>Read</th> <th>Ant</th> <th>Cable Preamp</th> <th>Aux</th> <th>APos</th> <th>TPos</th> <th>Remark</th> </tr> <tr> <th>Freq</th> <th>Level</th> <th>Line</th> <th>Margin</th> <th>Level</th> <th>Factor</th> <th>Loss</th> <th>Factor</th> </tr> <tr> <th>MHz</th> <th>dBuV/m</th> <th>dBuV/m</th> <th>dB</th> <th>dBuV</th> <th>dB/m</th> <th>dB</th> <th>dB</th> </tr> </thead> <tbody> <tr> <td>1</td> <td>2364.21</td> <td>55.01</td> <td>74.00</td> <td>-18.99</td> <td>43.65</td> <td>31.70</td> <td>6.56</td> <td>32.90</td> <td>6.00</td> <td>387</td> <td>167</td> <td>PEAK</td> </tr> </tbody> </table>	Limit	Read	Ant	Cable Preamp	Aux	APos	TPos	Remark	Freq	Level	Line	Margin	Level	Factor	Loss	Factor	MHz	dBuV/m	dBuV/m	dB	dBuV	dB/m	dB	dB	1	2364.21	55.01	74.00	-18.99	43.65	31.70	6.56	32.90	6.00	387	167	PEAK	 <table border="1" data-bbox="885 1153 1420 1288"> <thead> <tr> <th>Limit</th> <th>Read</th> <th>Ant</th> <th>Cable Preamp</th> <th>Aux</th> <th>APos</th> <th>TPos</th> <th>Remark</th> </tr> <tr> <th>Freq</th> <th>Level</th> <th>Line</th> <th>Margin</th> <th>Level</th> <th>Factor</th> <th>Loss</th> <th>Factor</th> </tr> <tr> <th>MHz</th> <th>dBuV/m</th> <th>dBuV/m</th> <th>dB</th> <th>dBuV</th> <th>dB/m</th> <th>dB</th> <th>dB</th> </tr> </thead> <tbody> <tr> <td>1</td> <td>2412.00</td> <td>108.46</td> <td>-----</td> <td>-----</td> <td>96.46</td> <td>32.22</td> <td>6.62</td> <td>32.84</td> <td>6.00</td> <td>387</td> <td>167</td> <td>PEAK</td> </tr> </tbody> </table>	Limit	Read	Ant	Cable Preamp	Aux	APos	TPos	Remark	Freq	Level	Line	Margin	Level	Factor	Loss	Factor	MHz	dBuV/m	dBuV/m	dB	dBuV	dB/m	dB	dB	1	2412.00	108.46	-----	-----	96.46	32.22	6.62	32.84	6.00	387	167	PEAK
	Limit	Read	Ant	Cable Preamp	Aux	APos	TPos	Remark																																																																				
Freq	Level	Line	Margin	Level	Factor	Loss	Factor																																																																					
MHz	dBuV/m	dBuV/m	dB	dBuV	dB/m	dB	dB																																																																					
1	2364.21	55.01	74.00	-18.99	43.65	31.70	6.56	32.90	6.00	387	167	PEAK																																																																
Limit	Read	Ant	Cable Preamp	Aux	APos	TPos	Remark																																																																					
Freq	Level	Line	Margin	Level	Factor	Loss	Factor																																																																					
MHz	dBuV/m	dBuV/m	dB	dBuV	dB/m	dB	dB																																																																					
1	2412.00	108.46	-----	-----	96.46	32.22	6.62	32.84	6.00	387	167	PEAK																																																																
Avg	 <table border="1" data-bbox="247 1836 782 1971"> <thead> <tr> <th>Limit</th> <th>Read</th> <th>Ant</th> <th>Cable Preamp</th> <th>Aux</th> <th>APos</th> <th>TPos</th> <th>Remark</th> </tr> <tr> <th>Freq</th> <th>Level</th> <th>Line</th> <th>Margin</th> <th>Level</th> <th>Factor</th> <th>Loss</th> <th>Factor</th> </tr> <tr> <th>MHz</th> <th>dBuV/m</th> <th>dBuV/m</th> <th>dB</th> <th>dBuV</th> <th>dB/m</th> <th>dB</th> <th>dB</th> </tr> </thead> <tbody> <tr> <td>1</td> <td>2389.30</td> <td>42.38</td> <td>54.00</td> <td>-11.62</td> <td>30.59</td> <td>32.05</td> <td>6.60</td> <td>32.86</td> <td>6.00</td> <td>387</td> <td>167</td> <td>AVERAGE</td> </tr> </tbody> </table>	Limit	Read	Ant	Cable Preamp	Aux	APos	TPos	Remark	Freq	Level	Line	Margin	Level	Factor	Loss	Factor	MHz	dBuV/m	dBuV/m	dB	dBuV	dB/m	dB	dB	1	2389.30	42.38	54.00	-11.62	30.59	32.05	6.60	32.86	6.00	387	167	AVERAGE	 <table border="1" data-bbox="885 1836 1420 1971"> <thead> <tr> <th>Limit</th> <th>Read</th> <th>Ant</th> <th>Cable Preamp</th> <th>Aux</th> <th>APos</th> <th>TPos</th> <th>Remark</th> </tr> <tr> <th>Freq</th> <th>Level</th> <th>Line</th> <th>Margin</th> <th>Level</th> <th>Factor</th> <th>Loss</th> <th>Factor</th> </tr> <tr> <th>MHz</th> <th>dBuV/m</th> <th>dBuV/m</th> <th>dB</th> <th>dBuV</th> <th>dB/m</th> <th>dB</th> <th>dB</th> </tr> </thead> <tbody> <tr> <td>1</td> <td>2412.00</td> <td>94.97</td> <td>-----</td> <td>-----</td> <td>82.93</td> <td>32.24</td> <td>6.63</td> <td>32.83</td> <td>6.00</td> <td>387</td> <td>167</td> <td>AVERAGE</td> </tr> </tbody> </table>	Limit	Read	Ant	Cable Preamp	Aux	APos	TPos	Remark	Freq	Level	Line	Margin	Level	Factor	Loss	Factor	MHz	dBuV/m	dBuV/m	dB	dBuV	dB/m	dB	dB	1	2412.00	94.97	-----	-----	82.93	32.24	6.63	32.83	6.00	387	167	AVERAGE
Limit	Read	Ant	Cable Preamp	Aux	APos	TPos	Remark																																																																					
Freq	Level	Line	Margin	Level	Factor	Loss	Factor																																																																					
MHz	dBuV/m	dBuV/m	dB	dBuV	dB/m	dB	dB																																																																					
1	2389.30	42.38	54.00	-11.62	30.59	32.05	6.60	32.86	6.00	387	167	AVERAGE																																																																
Limit	Read	Ant	Cable Preamp	Aux	APos	TPos	Remark																																																																					
Freq	Level	Line	Margin	Level	Factor	Loss	Factor																																																																					
MHz	dBuV/m	dBuV/m	dB	dBuV	dB/m	dB	dB																																																																					
1	2412.00	94.97	-----	-----	82.93	32.24	6.63	32.83	6.00	387	167	AVERAGE																																																																

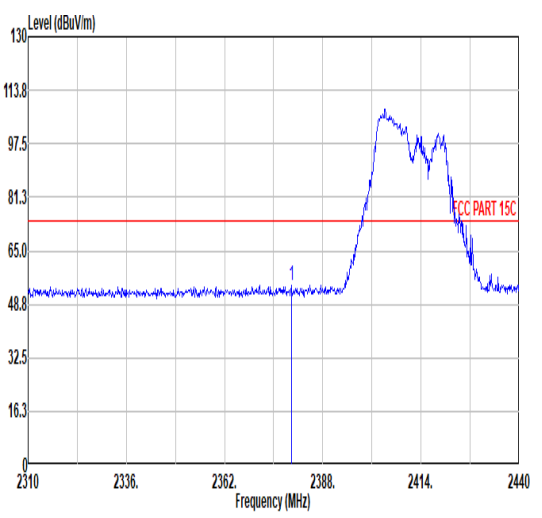
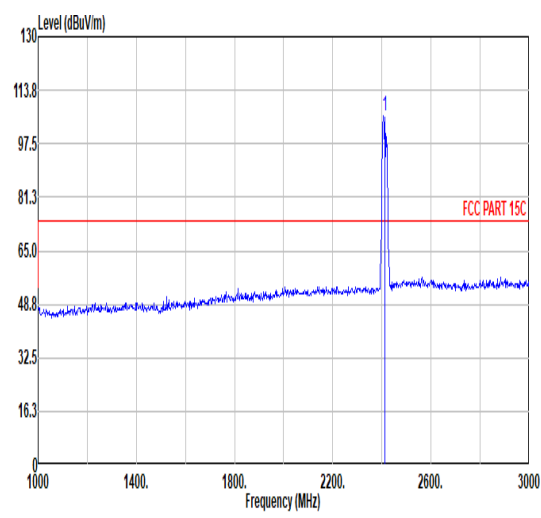
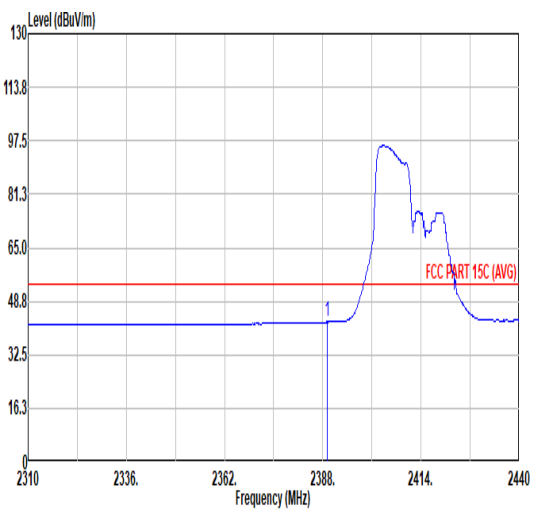
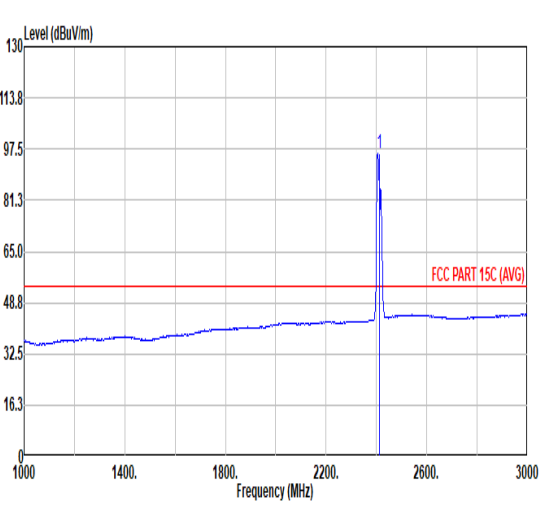


Mode	16																																																															
	Band Edge																																																															
	2400-2483.5_802.11ax HE20_CH11_Partial RU52/40_2462MHz																																																															
ANT	CDD 2+4																																																															
Pol.	Horizontal	Fundamental																																																														
Peak	<table border="1"> <thead> <tr> <th>Limit</th> <th>Read</th> <th>Ant</th> <th>Cable</th> <th>Aux</th> <th>APos</th> <th>TPos</th> <th>Remark</th> </tr> <tr> <th>Freq</th> <th>Level</th> <th>Line</th> <th>Margin</th> <th>Level</th> <th>Factor</th> <th>Loss</th> <th>Factor</th> <th>Factor</th> <th>cm</th> <th>deg</th> </tr> </thead> <tbody> <tr> <td>1</td> <td>2499.28</td> <td>56.25</td> <td>74.00</td> <td>-17.75</td> <td>43.19</td> <td>32.89</td> <td>6.75</td> <td>32.58</td> <td>6.00</td> <td>100</td> <td>229 PEAK</td> </tr> </tbody> </table>	Limit	Read	Ant	Cable	Aux	APos	TPos	Remark	Freq	Level	Line	Margin	Level	Factor	Loss	Factor	Factor	cm	deg	1	2499.28	56.25	74.00	-17.75	43.19	32.89	6.75	32.58	6.00	100	229 PEAK	<table border="1"> <thead> <tr> <th>Limit</th> <th>Read</th> <th>Ant</th> <th>Cable</th> <th>Aux</th> <th>APos</th> <th>TPos</th> <th>Remark</th> </tr> <tr> <th>Freq</th> <th>Level</th> <th>Line</th> <th>Margin</th> <th>Level</th> <th>Factor</th> <th>Loss</th> <th>Factor</th> <th>Factor</th> <th>cm</th> <th>deg</th> </tr> </thead> <tbody> <tr> <td>1</td> <td>2462.00</td> <td>109.04</td> <td>-----</td> <td>-----</td> <td>96.30</td> <td>32.68</td> <td>6.72</td> <td>32.66</td> <td>6.00</td> <td>100</td> <td>229 PEAK</td> </tr> </tbody> </table>	Limit	Read	Ant	Cable	Aux	APos	TPos	Remark	Freq	Level	Line	Margin	Level	Factor	Loss	Factor	Factor	cm	deg	1	2462.00	109.04	-----	-----	96.30	32.68	6.72	32.66	6.00	100	229 PEAK
	Limit	Read	Ant	Cable	Aux	APos	TPos	Remark																																																								
Freq	Level	Line	Margin	Level	Factor	Loss	Factor	Factor	cm	deg																																																						
1	2499.28	56.25	74.00	-17.75	43.19	32.89	6.75	32.58	6.00	100	229 PEAK																																																					
Limit	Read	Ant	Cable	Aux	APos	TPos	Remark																																																									
Freq	Level	Line	Margin	Level	Factor	Loss	Factor	Factor	cm	deg																																																						
1	2462.00	109.04	-----	-----	96.30	32.68	6.72	32.66	6.00	100	229 PEAK																																																					
Avg	<table border="1"> <thead> <tr> <th>Limit</th> <th>Read</th> <th>Ant</th> <th>Cable</th> <th>Aux</th> <th>APos</th> <th>TPos</th> <th>Remark</th> </tr> <tr> <th>Freq</th> <th>Level</th> <th>Line</th> <th>Margin</th> <th>Level</th> <th>Factor</th> <th>Loss</th> <th>Factor</th> <th>Factor</th> <th>cm</th> <th>deg</th> </tr> </thead> <tbody> <tr> <td>1</td> <td>2486.02</td> <td>43.66</td> <td>54.00</td> <td>-10.34</td> <td>30.75</td> <td>32.79</td> <td>6.74</td> <td>32.62</td> <td>6.00</td> <td>100</td> <td>229 AVERAGE</td> </tr> </tbody> </table>	Limit	Read	Ant	Cable	Aux	APos	TPos	Remark	Freq	Level	Line	Margin	Level	Factor	Loss	Factor	Factor	cm	deg	1	2486.02	43.66	54.00	-10.34	30.75	32.79	6.74	32.62	6.00	100	229 AVERAGE	<table border="1"> <thead> <tr> <th>Limit</th> <th>Read</th> <th>Ant</th> <th>Cable</th> <th>Aux</th> <th>APos</th> <th>TPos</th> <th>Remark</th> </tr> <tr> <th>Freq</th> <th>Level</th> <th>Line</th> <th>Margin</th> <th>Level</th> <th>Factor</th> <th>Loss</th> <th>Factor</th> <th>Factor</th> <th>cm</th> <th>deg</th> </tr> </thead> <tbody> <tr> <td>1</td> <td>2462.00</td> <td>99.28</td> <td>-----</td> <td>-----</td> <td>86.60</td> <td>32.64</td> <td>6.71</td> <td>32.67</td> <td>6.00</td> <td>100</td> <td>229 AVERAGE</td> </tr> </tbody> </table>	Limit	Read	Ant	Cable	Aux	APos	TPos	Remark	Freq	Level	Line	Margin	Level	Factor	Loss	Factor	Factor	cm	deg	1	2462.00	99.28	-----	-----	86.60	32.64	6.71	32.67	6.00	100	229 AVERAGE
Limit	Read	Ant	Cable	Aux	APos	TPos	Remark																																																									
Freq	Level	Line	Margin	Level	Factor	Loss	Factor	Factor	cm	deg																																																						
1	2486.02	43.66	54.00	-10.34	30.75	32.79	6.74	32.62	6.00	100	229 AVERAGE																																																					
Limit	Read	Ant	Cable	Aux	APos	TPos	Remark																																																									
Freq	Level	Line	Margin	Level	Factor	Loss	Factor	Factor	cm	deg																																																						
1	2462.00	99.28	-----	-----	86.60	32.64	6.71	32.67	6.00	100	229 AVERAGE																																																					

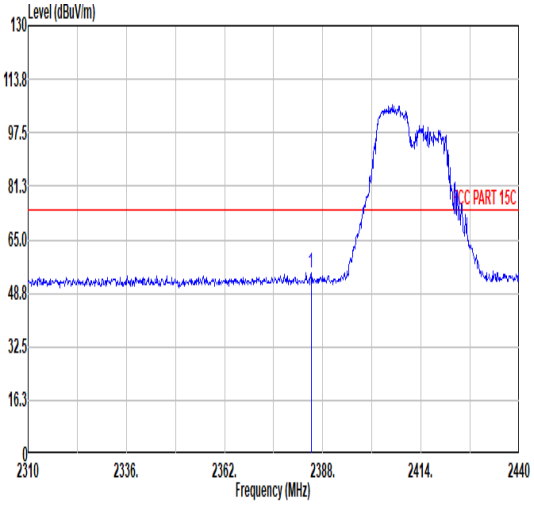
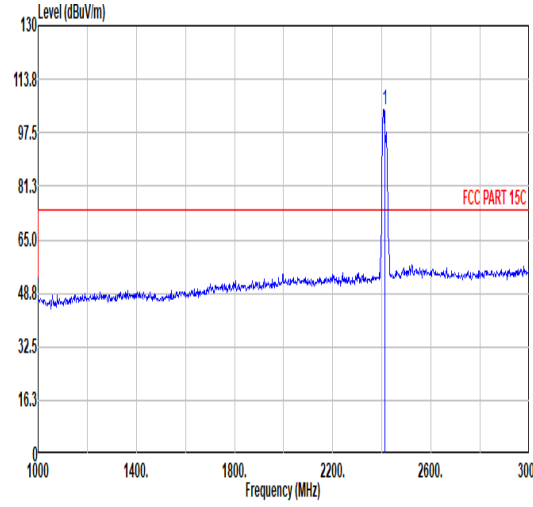
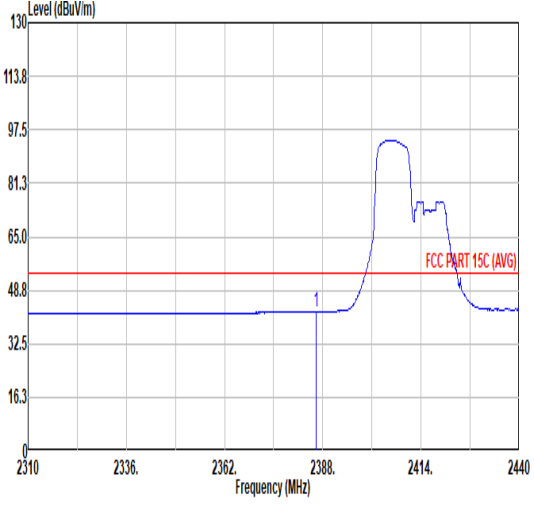
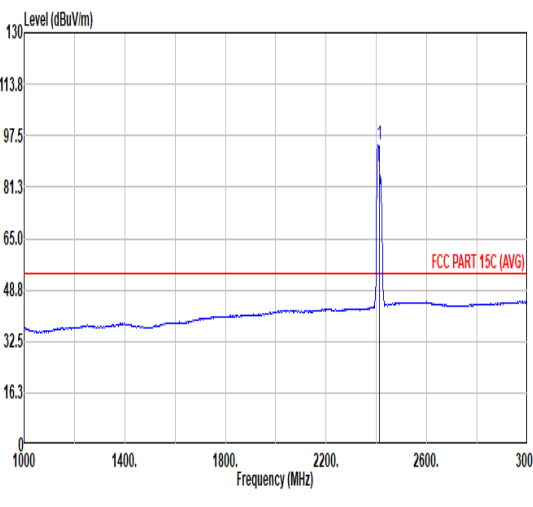


Mode	16																																																																	
	Band Edge																																																																	
	2400-2483.5_802.11ax HE20_CH11_Partial RU52/40_2462MHz																																																																	
ANT	CDD 2+4																																																																	
Pol.	Vertical	Fundamental																																																																
Peak	<table border="1"> <thead> <tr> <th>Limit</th> <th>Read</th> <th>Ant</th> <th>Cable</th> <th>Aux</th> <th>APos</th> <th>TPos</th> <th>Remark</th> </tr> <tr> <th>Freq</th> <th>Level</th> <th>Line</th> <th>Margin</th> <th>Level</th> <th>Factor</th> <th>Loss</th> <th>Factor</th> <th>Factor</th> <th>cm</th> <th>deg</th> </tr> </thead> <tbody> <tr> <td>1</td> <td>2497.99</td> <td>56.01</td> <td>74.00</td> <td>-17.99</td> <td>42.97</td> <td>32.88</td> <td>6.75</td> <td>32.59</td> <td>6.00</td> <td>291</td> <td>142</td> <td>PEAK</td> </tr> </tbody> </table>	Limit	Read	Ant	Cable	Aux	APos	TPos	Remark	Freq	Level	Line	Margin	Level	Factor	Loss	Factor	Factor	cm	deg	1	2497.99	56.01	74.00	-17.99	42.97	32.88	6.75	32.59	6.00	291	142	PEAK	<table border="1"> <thead> <tr> <th>Limit</th> <th>Read</th> <th>Ant</th> <th>Cable</th> <th>Aux</th> <th>APos</th> <th>TPos</th> <th>Remark</th> </tr> <tr> <th>Freq</th> <th>Level</th> <th>Line</th> <th>Margin</th> <th>Level</th> <th>Factor</th> <th>Loss</th> <th>Factor</th> <th>Factor</th> <th>cm</th> <th>deg</th> </tr> </thead> <tbody> <tr> <td>1</td> <td>2462.00</td> <td>104.75</td> <td>-----</td> <td>-----</td> <td>92.04</td> <td>32.66</td> <td>6.71</td> <td>32.66</td> <td>6.00</td> <td>291</td> <td>142</td> <td>PEAK</td> </tr> </tbody> </table>	Limit	Read	Ant	Cable	Aux	APos	TPos	Remark	Freq	Level	Line	Margin	Level	Factor	Loss	Factor	Factor	cm	deg	1	2462.00	104.75	-----	-----	92.04	32.66	6.71	32.66	6.00	291	142	PEAK
	Limit	Read	Ant	Cable	Aux	APos	TPos	Remark																																																										
Freq	Level	Line	Margin	Level	Factor	Loss	Factor	Factor	cm	deg																																																								
1	2497.99	56.01	74.00	-17.99	42.97	32.88	6.75	32.59	6.00	291	142	PEAK																																																						
Limit	Read	Ant	Cable	Aux	APos	TPos	Remark																																																											
Freq	Level	Line	Margin	Level	Factor	Loss	Factor	Factor	cm	deg																																																								
1	2462.00	104.75	-----	-----	92.04	32.66	6.71	32.66	6.00	291	142	PEAK																																																						
Avg	<table border="1"> <thead> <tr> <th>Limit</th> <th>Read</th> <th>Ant</th> <th>Cable</th> <th>Aux</th> <th>APos</th> <th>TPos</th> <th>Remark</th> </tr> <tr> <th>Freq</th> <th>Level</th> <th>Line</th> <th>Margin</th> <th>Level</th> <th>Factor</th> <th>Loss</th> <th>Factor</th> <th>Factor</th> <th>cm</th> <th>deg</th> </tr> </thead> <tbody> <tr> <td>1</td> <td>2498.59</td> <td>43.64</td> <td>54.00</td> <td>-10.36</td> <td>30.59</td> <td>32.89</td> <td>6.75</td> <td>32.59</td> <td>6.00</td> <td>291</td> <td>142</td> <td>AVERAGE</td> </tr> </tbody> </table>	Limit	Read	Ant	Cable	Aux	APos	TPos	Remark	Freq	Level	Line	Margin	Level	Factor	Loss	Factor	Factor	cm	deg	1	2498.59	43.64	54.00	-10.36	30.59	32.89	6.75	32.59	6.00	291	142	AVERAGE	<table border="1"> <thead> <tr> <th>Limit</th> <th>Read</th> <th>Ant</th> <th>Cable</th> <th>Aux</th> <th>APos</th> <th>TPos</th> <th>Remark</th> </tr> <tr> <th>Freq</th> <th>Level</th> <th>Line</th> <th>Margin</th> <th>Level</th> <th>Factor</th> <th>Loss</th> <th>Factor</th> <th>Factor</th> <th>cm</th> <th>deg</th> </tr> </thead> <tbody> <tr> <td>1</td> <td>2462.00</td> <td>95.28</td> <td>-----</td> <td>-----</td> <td>82.57</td> <td>32.66</td> <td>6.71</td> <td>32.66</td> <td>6.00</td> <td>291</td> <td>142</td> <td>AVERAGE</td> </tr> </tbody> </table>	Limit	Read	Ant	Cable	Aux	APos	TPos	Remark	Freq	Level	Line	Margin	Level	Factor	Loss	Factor	Factor	cm	deg	1	2462.00	95.28	-----	-----	82.57	32.66	6.71	32.66	6.00	291	142	AVERAGE
Limit	Read	Ant	Cable	Aux	APos	TPos	Remark																																																											
Freq	Level	Line	Margin	Level	Factor	Loss	Factor	Factor	cm	deg																																																								
1	2498.59	43.64	54.00	-10.36	30.59	32.89	6.75	32.59	6.00	291	142	AVERAGE																																																						
Limit	Read	Ant	Cable	Aux	APos	TPos	Remark																																																											
Freq	Level	Line	Margin	Level	Factor	Loss	Factor	Factor	cm	deg																																																								
1	2462.00	95.28	-----	-----	82.57	32.66	6.71	32.66	6.00	291	142	AVERAGE																																																						



Mode	17																																																																																			
	Band Edge																																																																																			
	2400-2483.5_802.11ax HE20_CH1_Partial RU106/53_2412MHz																																																																																			
ANT	CDD 2+4																																																																																			
Pol.	Horizontal	Fundamental																																																																																		
Peak	 <p>Level (dBuV/m) vs Frequency (MHz) plot for Horizontal polarization. The y-axis ranges from 0 to 130 dBuV/m, and the x-axis ranges from 2310 to 2440 MHz. A red horizontal line indicates the FCC PART 15C limit at approximately 74 dBuV/m. The plot shows a significant signal peak between 2380 and 2440 MHz, exceeding the limit.</p> <table border="1"> <thead> <tr> <th>Limit</th> <th>Read</th> <th>Ant</th> <th>Cable</th> <th>Preamp</th> <th>Aux</th> <th>APos</th> <th>TPos</th> <th>Remark</th> </tr> <tr> <th>Freq</th> <th>Level</th> <th>Line</th> <th>Margin</th> <th>Level</th> <th>Factor</th> <th>Loss</th> <th>Factor</th> <th>Factor</th> </tr> <tr> <th>MHz</th> <th>dBuV/m</th> <th>dBuV/m</th> <th>dB</th> <th>dBuV</th> <th>dB/m</th> <th>dB</th> <th>dB</th> <th>cm</th> <th>deg</th> </tr> </thead> <tbody> <tr> <td>1</td> <td>2379.68</td> <td>54.63</td> <td>74.00</td> <td>-19.37</td> <td>43.00</td> <td>31.92</td> <td>6.59</td> <td>32.88</td> <td>6.00</td> <td>100</td> <td>100</td> <td>PEAK</td> </tr> </tbody> </table>	Limit	Read	Ant	Cable	Preamp	Aux	APos	TPos	Remark	Freq	Level	Line	Margin	Level	Factor	Loss	Factor	Factor	MHz	dBuV/m	dBuV/m	dB	dBuV	dB/m	dB	dB	cm	deg	1	2379.68	54.63	74.00	-19.37	43.00	31.92	6.59	32.88	6.00	100	100	PEAK	 <p>Level (dBuV/m) vs Frequency (MHz) plot for Fundamental polarization. The y-axis ranges from 0 to 130 dBuV/m, and the x-axis ranges from 1000 to 3000 MHz. A red horizontal line indicates the FCC PART 15C limit at approximately 74 dBuV/m. The plot shows a sharp signal peak at 2412 MHz, exceeding the limit.</p> <table border="1"> <thead> <tr> <th>Limit</th> <th>Read</th> <th>Ant</th> <th>Cable</th> <th>Preamp</th> <th>Aux</th> <th>APos</th> <th>TPos</th> <th>Remark</th> </tr> <tr> <th>Freq</th> <th>Level</th> <th>Line</th> <th>Margin</th> <th>Level</th> <th>Factor</th> <th>Loss</th> <th>Factor</th> <th>Factor</th> </tr> <tr> <th>MHz</th> <th>dBuV/m</th> <th>dBuV/m</th> <th>dB</th> <th>dBuV</th> <th>dB/m</th> <th>dB</th> <th>dB</th> <th>cm</th> <th>deg</th> </tr> </thead> <tbody> <tr> <td>1</td> <td>2412.00</td> <td>105.99</td> <td>-----</td> <td>-----</td> <td>93.99</td> <td>32.22</td> <td>6.62</td> <td>32.84</td> <td>6.00</td> <td>100</td> <td>100</td> <td>PEAK</td> </tr> </tbody> </table>	Limit	Read	Ant	Cable	Preamp	Aux	APos	TPos	Remark	Freq	Level	Line	Margin	Level	Factor	Loss	Factor	Factor	MHz	dBuV/m	dBuV/m	dB	dBuV	dB/m	dB	dB	cm	deg	1	2412.00	105.99	-----	-----	93.99	32.22	6.62	32.84	6.00	100	100	PEAK
	Limit	Read	Ant	Cable	Preamp	Aux	APos	TPos	Remark																																																																											
Freq	Level	Line	Margin	Level	Factor	Loss	Factor	Factor																																																																												
MHz	dBuV/m	dBuV/m	dB	dBuV	dB/m	dB	dB	cm	deg																																																																											
1	2379.68	54.63	74.00	-19.37	43.00	31.92	6.59	32.88	6.00	100	100	PEAK																																																																								
Limit	Read	Ant	Cable	Preamp	Aux	APos	TPos	Remark																																																																												
Freq	Level	Line	Margin	Level	Factor	Loss	Factor	Factor																																																																												
MHz	dBuV/m	dBuV/m	dB	dBuV	dB/m	dB	dB	cm	deg																																																																											
1	2412.00	105.99	-----	-----	93.99	32.22	6.62	32.84	6.00	100	100	PEAK																																																																								
Avg	 <p>Level (dBuV/m) vs Frequency (MHz) plot for Horizontal polarization, Average. The y-axis ranges from 0 to 130 dBuV/m, and the x-axis ranges from 2310 to 2440 MHz. A red horizontal line indicates the FCC PART 15C (AVG) limit at approximately 54 dBuV/m. The plot shows a signal peak between 2380 and 2440 MHz, exceeding the average limit.</p> <table border="1"> <thead> <tr> <th>Limit</th> <th>Read</th> <th>Ant</th> <th>Cable</th> <th>Preamp</th> <th>Aux</th> <th>APos</th> <th>TPos</th> <th>Remark</th> </tr> <tr> <th>Freq</th> <th>Level</th> <th>Line</th> <th>Margin</th> <th>Level</th> <th>Factor</th> <th>Loss</th> <th>Factor</th> <th>Factor</th> </tr> <tr> <th>MHz</th> <th>dBuV/m</th> <th>dBuV/m</th> <th>dB</th> <th>dBuV</th> <th>dB/m</th> <th>dB</th> <th>dB</th> <th>cm</th> <th>deg</th> </tr> </thead> <tbody> <tr> <td>1</td> <td>2389.17</td> <td>42.47</td> <td>54.00</td> <td>-11.53</td> <td>30.68</td> <td>32.05</td> <td>6.60</td> <td>32.86</td> <td>6.00</td> <td>100</td> <td>100</td> <td>AVERAGE</td> </tr> </tbody> </table>	Limit	Read	Ant	Cable	Preamp	Aux	APos	TPos	Remark	Freq	Level	Line	Margin	Level	Factor	Loss	Factor	Factor	MHz	dBuV/m	dBuV/m	dB	dBuV	dB/m	dB	dB	cm	deg	1	2389.17	42.47	54.00	-11.53	30.68	32.05	6.60	32.86	6.00	100	100	AVERAGE	 <p>Level (dBuV/m) vs Frequency (MHz) plot for Fundamental polarization, Average. The y-axis ranges from 0 to 130 dBuV/m, and the x-axis ranges from 1000 to 3000 MHz. A red horizontal line indicates the FCC PART 15C (AVG) limit at approximately 54 dBuV/m. The plot shows a sharp signal peak at 2412 MHz, exceeding the average limit.</p> <table border="1"> <thead> <tr> <th>Limit</th> <th>Read</th> <th>Ant</th> <th>Cable</th> <th>Preamp</th> <th>Aux</th> <th>APos</th> <th>TPos</th> <th>Remark</th> </tr> <tr> <th>Freq</th> <th>Level</th> <th>Line</th> <th>Margin</th> <th>Level</th> <th>Factor</th> <th>Loss</th> <th>Factor</th> <th>Factor</th> </tr> <tr> <th>MHz</th> <th>dBuV/m</th> <th>dBuV/m</th> <th>dB</th> <th>dBuV</th> <th>dB/m</th> <th>dB</th> <th>dB</th> <th>cm</th> <th>deg</th> </tr> </thead> <tbody> <tr> <td>1</td> <td>2412.00</td> <td>96.20</td> <td>-----</td> <td>-----</td> <td>84.20</td> <td>32.22</td> <td>6.62</td> <td>32.84</td> <td>6.00</td> <td>100</td> <td>100</td> <td>AVERAGE</td> </tr> </tbody> </table>	Limit	Read	Ant	Cable	Preamp	Aux	APos	TPos	Remark	Freq	Level	Line	Margin	Level	Factor	Loss	Factor	Factor	MHz	dBuV/m	dBuV/m	dB	dBuV	dB/m	dB	dB	cm	deg	1	2412.00	96.20	-----	-----	84.20	32.22	6.62	32.84	6.00	100	100	AVERAGE
Limit	Read	Ant	Cable	Preamp	Aux	APos	TPos	Remark																																																																												
Freq	Level	Line	Margin	Level	Factor	Loss	Factor	Factor																																																																												
MHz	dBuV/m	dBuV/m	dB	dBuV	dB/m	dB	dB	cm	deg																																																																											
1	2389.17	42.47	54.00	-11.53	30.68	32.05	6.60	32.86	6.00	100	100	AVERAGE																																																																								
Limit	Read	Ant	Cable	Preamp	Aux	APos	TPos	Remark																																																																												
Freq	Level	Line	Margin	Level	Factor	Loss	Factor	Factor																																																																												
MHz	dBuV/m	dBuV/m	dB	dBuV	dB/m	dB	dB	cm	deg																																																																											
1	2412.00	96.20	-----	-----	84.20	32.22	6.62	32.84	6.00	100	100	AVERAGE																																																																								

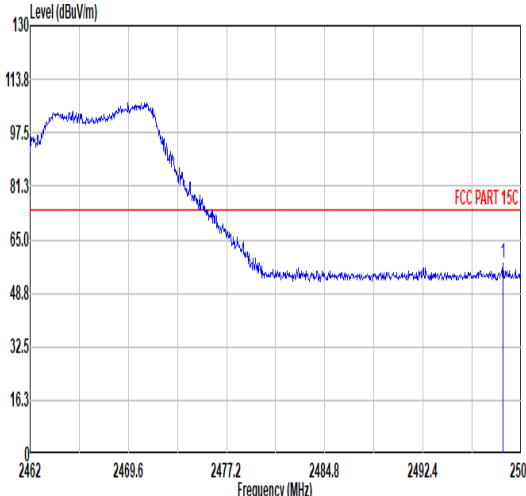
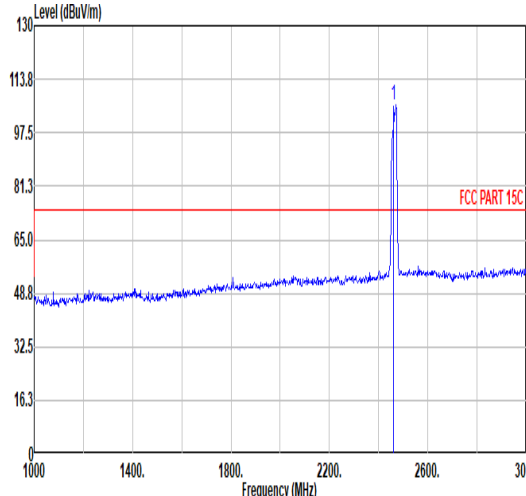
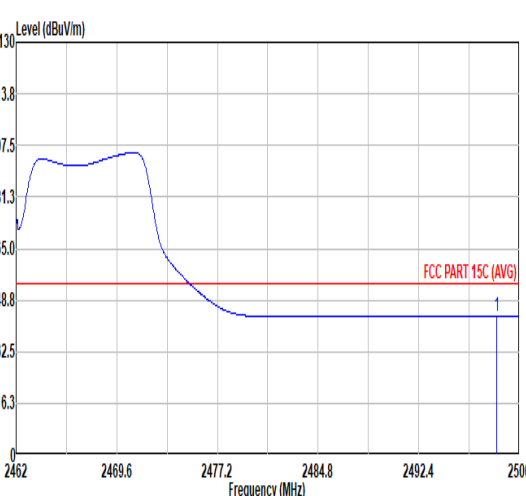
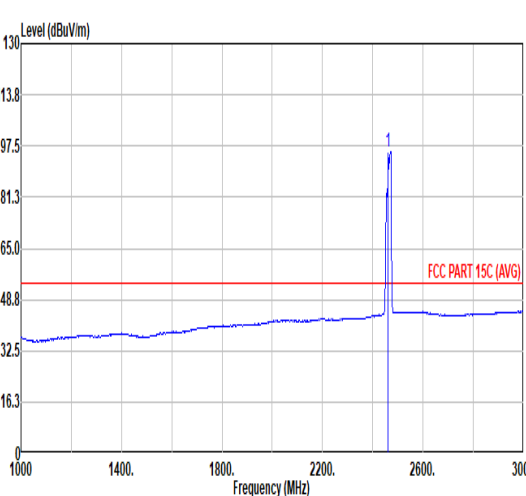


Mode	17																																																																											
	Band Edge																																																																											
	2400-2483.5_802.11ax HE20_CH1_Partial RU106/53_2412MHz																																																																											
ANT	CDD 2+4																																																																											
Pol.	Vertical	Fundamental																																																																										
Peak	 <p>Level (dBuV/m) vs Frequency (MHz) plot for Vertical polarization. The plot shows a signal peak around 2412 MHz. A red horizontal line indicates the FCC PART 15C limit at approximately 74 dBuV/m. The peak level is significantly above this limit.</p> <table border="1"> <thead> <tr> <th>Limit</th> <th>Read</th> <th>Ant</th> <th>Cable Preamp</th> <th>Aux</th> <th>APos</th> <th>TPos</th> <th>Remark</th> </tr> <tr> <th>Freq</th> <th>Level</th> <th>Line</th> <th>Margin</th> <th>Level</th> <th>Factor</th> <th>Loss</th> <th>Factor</th> </tr> <tr> <th>MHz</th> <th>dBuV/m</th> <th>dBuV/m</th> <th>dB</th> <th>dBuV</th> <th>dB/m</th> <th>dB</th> <th>dB</th> </tr> </thead> <tbody> <tr> <td>1</td> <td>2384.88</td> <td>54.77</td> <td>74.00</td> <td>-19.23</td> <td>43.05</td> <td>31.99</td> <td>6.60</td> <td>32.87</td> <td>6.00</td> <td>338</td> <td>168</td> <td>PEAK</td> </tr> </tbody> </table>	Limit	Read	Ant	Cable Preamp	Aux	APos	TPos	Remark	Freq	Level	Line	Margin	Level	Factor	Loss	Factor	MHz	dBuV/m	dBuV/m	dB	dBuV	dB/m	dB	dB	1	2384.88	54.77	74.00	-19.23	43.05	31.99	6.60	32.87	6.00	338	168	PEAK	 <p>Level (dBuV/m) vs Frequency (MHz) plot for Fundamental polarization. The plot shows a sharp signal peak at 2412.00 MHz. A red horizontal line indicates the FCC PART 15C limit at approximately 74 dBuV/m. The peak level is above this limit.</p> <table border="1"> <thead> <tr> <th>Limit</th> <th>Read</th> <th>Ant</th> <th>Cable Preamp</th> <th>Aux</th> <th>APos</th> <th>TPos</th> <th>Remark</th> </tr> <tr> <th>Freq</th> <th>Level</th> <th>Line</th> <th>Margin</th> <th>Level</th> <th>Factor</th> <th>Loss</th> <th>Factor</th> </tr> <tr> <th>MHz</th> <th>dBuV/m</th> <th>dBuV/m</th> <th>dB</th> <th>dBuV</th> <th>dB/m</th> <th>dB</th> <th>dB</th> </tr> </thead> <tbody> <tr> <td>1</td> <td>2412.00</td> <td>104.47</td> <td>-----</td> <td>-----</td> <td>92.42</td> <td>32.25</td> <td>6.63</td> <td>32.83</td> <td>6.00</td> <td>338</td> <td>168</td> <td>PEAK</td> </tr> </tbody> </table>	Limit	Read	Ant	Cable Preamp	Aux	APos	TPos	Remark	Freq	Level	Line	Margin	Level	Factor	Loss	Factor	MHz	dBuV/m	dBuV/m	dB	dBuV	dB/m	dB	dB	1	2412.00	104.47	-----	-----	92.42	32.25	6.63	32.83	6.00	338	168	PEAK
	Limit	Read	Ant	Cable Preamp	Aux	APos	TPos	Remark																																																																				
Freq	Level	Line	Margin	Level	Factor	Loss	Factor																																																																					
MHz	dBuV/m	dBuV/m	dB	dBuV	dB/m	dB	dB																																																																					
1	2384.88	54.77	74.00	-19.23	43.05	31.99	6.60	32.87	6.00	338	168	PEAK																																																																
Limit	Read	Ant	Cable Preamp	Aux	APos	TPos	Remark																																																																					
Freq	Level	Line	Margin	Level	Factor	Loss	Factor																																																																					
MHz	dBuV/m	dBuV/m	dB	dBuV	dB/m	dB	dB																																																																					
1	2412.00	104.47	-----	-----	92.42	32.25	6.63	32.83	6.00	338	168	PEAK																																																																
Avg	 <p>Level (dBuV/m) vs Frequency (MHz) plot for Vertical polarization, averaged. The plot shows a signal peak around 2412 MHz. A red horizontal line indicates the FCC PART 15C (AVG) limit at approximately 54 dBuV/m. The peak level is above this limit.</p> <table border="1"> <thead> <tr> <th>Limit</th> <th>Read</th> <th>Ant</th> <th>Cable Preamp</th> <th>Aux</th> <th>APos</th> <th>TPos</th> <th>Remark</th> </tr> <tr> <th>Freq</th> <th>Level</th> <th>Line</th> <th>Margin</th> <th>Level</th> <th>Factor</th> <th>Loss</th> <th>Factor</th> </tr> <tr> <th>MHz</th> <th>dBuV/m</th> <th>dBuV/m</th> <th>dB</th> <th>dBuV</th> <th>dB/m</th> <th>dB</th> <th>dB</th> </tr> </thead> <tbody> <tr> <td>1</td> <td>2386.31</td> <td>42.32</td> <td>54.00</td> <td>-11.68</td> <td>30.58</td> <td>32.01</td> <td>6.60</td> <td>32.87</td> <td>6.00</td> <td>338</td> <td>168</td> <td>AVERAGE</td> </tr> </tbody> </table>	Limit	Read	Ant	Cable Preamp	Aux	APos	TPos	Remark	Freq	Level	Line	Margin	Level	Factor	Loss	Factor	MHz	dBuV/m	dBuV/m	dB	dBuV	dB/m	dB	dB	1	2386.31	42.32	54.00	-11.68	30.58	32.01	6.60	32.87	6.00	338	168	AVERAGE	 <p>Level (dBuV/m) vs Frequency (MHz) plot for Fundamental polarization, averaged. The plot shows a sharp signal peak at 2412.00 MHz. A red horizontal line indicates the FCC PART 15C (AVG) limit at approximately 54 dBuV/m. The peak level is above this limit.</p> <table border="1"> <thead> <tr> <th>Limit</th> <th>Read</th> <th>Ant</th> <th>Cable Preamp</th> <th>Aux</th> <th>APos</th> <th>TPos</th> <th>Remark</th> </tr> <tr> <th>Freq</th> <th>Level</th> <th>Line</th> <th>Margin</th> <th>Level</th> <th>Factor</th> <th>Loss</th> <th>Factor</th> </tr> <tr> <th>MHz</th> <th>dBuV/m</th> <th>dBuV/m</th> <th>dB</th> <th>dBuV</th> <th>dB/m</th> <th>dB</th> <th>dB</th> </tr> </thead> <tbody> <tr> <td>1</td> <td>2412.00</td> <td>94.57</td> <td>-----</td> <td>-----</td> <td>82.53</td> <td>32.24</td> <td>6.63</td> <td>32.83</td> <td>6.00</td> <td>338</td> <td>168</td> <td>AVERAGE</td> </tr> </tbody> </table>	Limit	Read	Ant	Cable Preamp	Aux	APos	TPos	Remark	Freq	Level	Line	Margin	Level	Factor	Loss	Factor	MHz	dBuV/m	dBuV/m	dB	dBuV	dB/m	dB	dB	1	2412.00	94.57	-----	-----	82.53	32.24	6.63	32.83	6.00	338	168	AVERAGE
	Limit	Read	Ant	Cable Preamp	Aux	APos	TPos	Remark																																																																				
Freq	Level	Line	Margin	Level	Factor	Loss	Factor																																																																					
MHz	dBuV/m	dBuV/m	dB	dBuV	dB/m	dB	dB																																																																					
1	2386.31	42.32	54.00	-11.68	30.58	32.01	6.60	32.87	6.00	338	168	AVERAGE																																																																
Limit	Read	Ant	Cable Preamp	Aux	APos	TPos	Remark																																																																					
Freq	Level	Line	Margin	Level	Factor	Loss	Factor																																																																					
MHz	dBuV/m	dBuV/m	dB	dBuV	dB/m	dB	dB																																																																					
1	2412.00	94.57	-----	-----	82.53	32.24	6.63	32.83	6.00	338	168	AVERAGE																																																																



Mode	18																																																																																															
	Band Edge																																																																																															
	2400-2483.5_802.11ax HE20_CH11_Partial RU106/54_2462MHz																																																																																															
ANT	CDD 2+4																																																																																															
Pol.	Horizontal	Fundamental																																																																																														
Peak	<table border="1"> <thead> <tr> <th>Limit</th> <th>Read</th> <th>Ant</th> <th>Cable</th> <th>Aux</th> <th>APos</th> <th>TPos</th> <th>Remark</th> </tr> <tr> <th>Freq</th> <th>Level</th> <th>Line</th> <th>Margin</th> <th>Level</th> <th>Factor</th> <th>Loss</th> <th>Factor</th> <th>Factor</th> <th>Factor</th> <th>cm</th> <th>deg</th> <th>Remark</th> </tr> <tr> <th>MHz</th> <th>dBuV/m</th> <th>dBuV/m</th> <th>dB</th> <th>dBuV</th> <th>dB/m</th> <th>dB</th> <th>dB</th> <th>dB</th> <th>dB</th> <th>cm</th> <th>deg</th> <th>Remark</th> </tr> </thead> <tbody> <tr> <td>1</td> <td>2490.96</td> <td>56.06</td> <td>74.00</td> <td>-17.94</td> <td>43.10</td> <td>32.83</td> <td>6.74</td> <td>32.61</td> <td>6.00</td> <td>157</td> <td>229</td> <td>PEAK</td> </tr> </tbody> </table>	Limit	Read	Ant	Cable	Aux	APos	TPos	Remark	Freq	Level	Line	Margin	Level	Factor	Loss	Factor	Factor	Factor	cm	deg	Remark	MHz	dBuV/m	dBuV/m	dB	dBuV	dB/m	dB	dB	dB	dB	cm	deg	Remark	1	2490.96	56.06	74.00	-17.94	43.10	32.83	6.74	32.61	6.00	157	229	PEAK	<table border="1"> <thead> <tr> <th>Limit</th> <th>Read</th> <th>Ant</th> <th>Cable</th> <th>Aux</th> <th>APos</th> <th>TPos</th> <th>Remark</th> </tr> <tr> <th>Freq</th> <th>Level</th> <th>Line</th> <th>Margin</th> <th>Level</th> <th>Factor</th> <th>Loss</th> <th>Factor</th> <th>Factor</th> <th>Factor</th> <th>cm</th> <th>deg</th> <th>Remark</th> </tr> <tr> <th>MHz</th> <th>dBuV/m</th> <th>dBuV/m</th> <th>dB</th> <th>dBuV</th> <th>dB/m</th> <th>dB</th> <th>dB</th> <th>dB</th> <th>dB</th> <th>cm</th> <th>deg</th> <th>Remark</th> </tr> </thead> <tbody> <tr> <td>1</td> <td>2462.00</td> <td>109.93</td> <td>-----</td> <td>-----</td> <td>97.26</td> <td>32.63</td> <td>6.71</td> <td>32.67</td> <td>6.00</td> <td>157</td> <td>229</td> <td>PEAK</td> </tr> </tbody> </table>	Limit	Read	Ant	Cable	Aux	APos	TPos	Remark	Freq	Level	Line	Margin	Level	Factor	Loss	Factor	Factor	Factor	cm	deg	Remark	MHz	dBuV/m	dBuV/m	dB	dBuV	dB/m	dB	dB	dB	dB	cm	deg	Remark	1	2462.00	109.93	-----	-----	97.26	32.63	6.71	32.67	6.00	157	229	PEAK
	Limit	Read	Ant	Cable	Aux	APos	TPos	Remark																																																																																								
Freq	Level	Line	Margin	Level	Factor	Loss	Factor	Factor	Factor	cm	deg	Remark																																																																																				
MHz	dBuV/m	dBuV/m	dB	dBuV	dB/m	dB	dB	dB	dB	cm	deg	Remark																																																																																				
1	2490.96	56.06	74.00	-17.94	43.10	32.83	6.74	32.61	6.00	157	229	PEAK																																																																																				
Limit	Read	Ant	Cable	Aux	APos	TPos	Remark																																																																																									
Freq	Level	Line	Margin	Level	Factor	Loss	Factor	Factor	Factor	cm	deg	Remark																																																																																				
MHz	dBuV/m	dBuV/m	dB	dBuV	dB/m	dB	dB	dB	dB	cm	deg	Remark																																																																																				
1	2462.00	109.93	-----	-----	97.26	32.63	6.71	32.67	6.00	157	229	PEAK																																																																																				
Avg	<table border="1"> <thead> <tr> <th>Limit</th> <th>Read</th> <th>Ant</th> <th>Cable</th> <th>Aux</th> <th>APos</th> <th>TPos</th> <th>Remark</th> </tr> <tr> <th>Freq</th> <th>Level</th> <th>Line</th> <th>Margin</th> <th>Level</th> <th>Factor</th> <th>Loss</th> <th>Factor</th> <th>Factor</th> <th>Factor</th> <th>cm</th> <th>deg</th> <th>Remark</th> </tr> <tr> <th>MHz</th> <th>dBuV/m</th> <th>dBuV/m</th> <th>dB</th> <th>dBuV</th> <th>dB/m</th> <th>dB</th> <th>dB</th> <th>dB</th> <th>dB</th> <th>cm</th> <th>deg</th> <th>Remark</th> </tr> </thead> <tbody> <tr> <td>1</td> <td>2486.74</td> <td>43.64</td> <td>54.00</td> <td>-10.36</td> <td>30.73</td> <td>32.79</td> <td>6.74</td> <td>32.62</td> <td>6.00</td> <td>157</td> <td>229</td> <td>AVERAGE</td> </tr> </tbody> </table>	Limit	Read	Ant	Cable	Aux	APos	TPos	Remark	Freq	Level	Line	Margin	Level	Factor	Loss	Factor	Factor	Factor	cm	deg	Remark	MHz	dBuV/m	dBuV/m	dB	dBuV	dB/m	dB	dB	dB	dB	cm	deg	Remark	1	2486.74	43.64	54.00	-10.36	30.73	32.79	6.74	32.62	6.00	157	229	AVERAGE	<table border="1"> <thead> <tr> <th>Limit</th> <th>Read</th> <th>Ant</th> <th>Cable</th> <th>Aux</th> <th>APos</th> <th>TPos</th> <th>Remark</th> </tr> <tr> <th>Freq</th> <th>Level</th> <th>Line</th> <th>Margin</th> <th>Level</th> <th>Factor</th> <th>Loss</th> <th>Factor</th> <th>Factor</th> <th>Factor</th> <th>cm</th> <th>deg</th> <th>Remark</th> </tr> <tr> <th>MHz</th> <th>dBuV/m</th> <th>dBuV/m</th> <th>dB</th> <th>dBuV</th> <th>dB/m</th> <th>dB</th> <th>dB</th> <th>dB</th> <th>dB</th> <th>cm</th> <th>deg</th> <th>Remark</th> </tr> </thead> <tbody> <tr> <td>1</td> <td>2462.00</td> <td>98.82</td> <td>-----</td> <td>-----</td> <td>86.15</td> <td>32.63</td> <td>6.71</td> <td>32.67</td> <td>6.00</td> <td>157</td> <td>229</td> <td>AVERAGE</td> </tr> </tbody> </table>	Limit	Read	Ant	Cable	Aux	APos	TPos	Remark	Freq	Level	Line	Margin	Level	Factor	Loss	Factor	Factor	Factor	cm	deg	Remark	MHz	dBuV/m	dBuV/m	dB	dBuV	dB/m	dB	dB	dB	dB	cm	deg	Remark	1	2462.00	98.82	-----	-----	86.15	32.63	6.71	32.67	6.00	157	229	AVERAGE
Limit	Read	Ant	Cable	Aux	APos	TPos	Remark																																																																																									
Freq	Level	Line	Margin	Level	Factor	Loss	Factor	Factor	Factor	cm	deg	Remark																																																																																				
MHz	dBuV/m	dBuV/m	dB	dBuV	dB/m	dB	dB	dB	dB	cm	deg	Remark																																																																																				
1	2486.74	43.64	54.00	-10.36	30.73	32.79	6.74	32.62	6.00	157	229	AVERAGE																																																																																				
Limit	Read	Ant	Cable	Aux	APos	TPos	Remark																																																																																									
Freq	Level	Line	Margin	Level	Factor	Loss	Factor	Factor	Factor	cm	deg	Remark																																																																																				
MHz	dBuV/m	dBuV/m	dB	dBuV	dB/m	dB	dB	dB	dB	cm	deg	Remark																																																																																				
1	2462.00	98.82	-----	-----	86.15	32.63	6.71	32.67	6.00	157	229	AVERAGE																																																																																				



Mode	18																																																																											
	Band Edge																																																																											
	2400-2483.5_802.11ax HE20_CH11_Partial RU106/54_2462MHz																																																																											
ANT	CDD 2+4																																																																											
Pol.	Vertical	Fundamental																																																																										
Peak	 <p>Level (dBuV/m) vs Frequency (MHz) for Vertical polarization. The plot shows a signal level starting around 97.5 dBuV/m at 2462 MHz, peaking near 2469.6 MHz, and then decreasing to a noise floor around 48.8 dBuV/m by 2492.4 MHz. A red horizontal line indicates the FCC PART 15C limit at approximately 74.00 dBuV/m.</p> <table border="1"> <thead> <tr> <th>Limit</th> <th>Read</th> <th>Ant</th> <th>Cable</th> <th>Aux</th> <th>APos</th> <th>TPos</th> <th>Remark</th> </tr> <tr> <th>Freq</th> <th>Level</th> <th>Line</th> <th>Margin</th> <th>Level</th> <th>Factor</th> <th>Loss</th> <th>Factor</th> </tr> <tr> <th>MHz</th> <th>dBuV/m</th> <th>dBuV/m</th> <th>dB</th> <th>dBuV</th> <th>dB/m</th> <th>dB</th> <th>dB</th> </tr> </thead> <tbody> <tr> <td>1</td> <td>2498.59</td> <td>58.06</td> <td>74.00</td> <td>-15.94</td> <td>45.01</td> <td>32.89</td> <td>6.75</td> <td>32.59</td> <td>6.00</td> <td>292</td> <td>141</td> <td>PEAK</td> </tr> </tbody> </table>	Limit	Read	Ant	Cable	Aux	APos	TPos	Remark	Freq	Level	Line	Margin	Level	Factor	Loss	Factor	MHz	dBuV/m	dBuV/m	dB	dBuV	dB/m	dB	dB	1	2498.59	58.06	74.00	-15.94	45.01	32.89	6.75	32.59	6.00	292	141	PEAK	 <p>Level (dBuV/m) vs Frequency (MHz) for Fundamental polarization. The plot shows a sharp peak at 2462.00 MHz reaching 106.04 dBuV/m. The rest of the spectrum is flat at approximately 48.8 dBuV/m. A red horizontal line indicates the FCC PART 15C limit at approximately 74.00 dBuV/m.</p> <table border="1"> <thead> <tr> <th>Limit</th> <th>Read</th> <th>Ant</th> <th>Cable</th> <th>Aux</th> <th>APos</th> <th>TPos</th> <th>Remark</th> </tr> <tr> <th>Freq</th> <th>Level</th> <th>Line</th> <th>Margin</th> <th>Level</th> <th>Factor</th> <th>Loss</th> <th>Factor</th> </tr> <tr> <th>MHz</th> <th>dBuV/m</th> <th>dBuV/m</th> <th>dB</th> <th>dBuV</th> <th>dB/m</th> <th>dB</th> <th>dB</th> </tr> </thead> <tbody> <tr> <td>1</td> <td>2462.00</td> <td>106.04</td> <td>-----</td> <td>-----</td> <td>93.33</td> <td>32.66</td> <td>6.71</td> <td>32.66</td> <td>6.00</td> <td>292</td> <td>141</td> <td>PEAK</td> </tr> </tbody> </table>	Limit	Read	Ant	Cable	Aux	APos	TPos	Remark	Freq	Level	Line	Margin	Level	Factor	Loss	Factor	MHz	dBuV/m	dBuV/m	dB	dBuV	dB/m	dB	dB	1	2462.00	106.04	-----	-----	93.33	32.66	6.71	32.66	6.00	292	141	PEAK
	Limit	Read	Ant	Cable	Aux	APos	TPos	Remark																																																																				
Freq	Level	Line	Margin	Level	Factor	Loss	Factor																																																																					
MHz	dBuV/m	dBuV/m	dB	dBuV	dB/m	dB	dB																																																																					
1	2498.59	58.06	74.00	-15.94	45.01	32.89	6.75	32.59	6.00	292	141	PEAK																																																																
Limit	Read	Ant	Cable	Aux	APos	TPos	Remark																																																																					
Freq	Level	Line	Margin	Level	Factor	Loss	Factor																																																																					
MHz	dBuV/m	dBuV/m	dB	dBuV	dB/m	dB	dB																																																																					
1	2462.00	106.04	-----	-----	93.33	32.66	6.71	32.66	6.00	292	141	PEAK																																																																
Avg	 <p>Level (dBuV/m) vs Frequency (MHz) for Vertical polarization (Average). The plot shows a smoothed signal level starting around 97.5 dBuV/m at 2462 MHz, peaking near 2469.6 MHz, and then decreasing to a noise floor around 48.8 dBuV/m by 2492.4 MHz. A red horizontal line indicates the FCC PART 15C (AVG) limit at approximately 74.00 dBuV/m.</p> <table border="1"> <thead> <tr> <th>Limit</th> <th>Read</th> <th>Ant</th> <th>Cable</th> <th>Aux</th> <th>APos</th> <th>TPos</th> <th>Remark</th> </tr> <tr> <th>Freq</th> <th>Level</th> <th>Line</th> <th>Margin</th> <th>Level</th> <th>Factor</th> <th>Loss</th> <th>Factor</th> </tr> <tr> <th>MHz</th> <th>dBuV/m</th> <th>dBuV/m</th> <th>dB</th> <th>dBuV</th> <th>dB/m</th> <th>dB</th> <th>dB</th> </tr> </thead> <tbody> <tr> <td>1</td> <td>2498.29</td> <td>43.62</td> <td>54.00</td> <td>-10.38</td> <td>30.57</td> <td>32.89</td> <td>6.75</td> <td>32.59</td> <td>6.00</td> <td>292</td> <td>141</td> <td>AVERAGE</td> </tr> </tbody> </table>	Limit	Read	Ant	Cable	Aux	APos	TPos	Remark	Freq	Level	Line	Margin	Level	Factor	Loss	Factor	MHz	dBuV/m	dBuV/m	dB	dBuV	dB/m	dB	dB	1	2498.29	43.62	54.00	-10.38	30.57	32.89	6.75	32.59	6.00	292	141	AVERAGE	 <p>Level (dBuV/m) vs Frequency (MHz) for Fundamental polarization (Average). The plot shows a smoothed signal level starting around 97.5 dBuV/m at 2462 MHz, peaking near 2469.6 MHz, and then decreasing to a noise floor around 48.8 dBuV/m by 2492.4 MHz. A red horizontal line indicates the FCC PART 15C (AVG) limit at approximately 74.00 dBuV/m.</p> <table border="1"> <thead> <tr> <th>Limit</th> <th>Read</th> <th>Ant</th> <th>Cable</th> <th>Aux</th> <th>APos</th> <th>TPos</th> <th>Remark</th> </tr> <tr> <th>Freq</th> <th>Level</th> <th>Line</th> <th>Margin</th> <th>Level</th> <th>Factor</th> <th>Loss</th> <th>Factor</th> </tr> <tr> <th>MHz</th> <th>dBuV/m</th> <th>dBuV/m</th> <th>dB</th> <th>dBuV</th> <th>dB/m</th> <th>dB</th> <th>dB</th> </tr> </thead> <tbody> <tr> <td>1</td> <td>2462.00</td> <td>95.51</td> <td>-----</td> <td>-----</td> <td>82.80</td> <td>32.66</td> <td>6.71</td> <td>32.66</td> <td>6.00</td> <td>292</td> <td>141</td> <td>AVERAGE</td> </tr> </tbody> </table>	Limit	Read	Ant	Cable	Aux	APos	TPos	Remark	Freq	Level	Line	Margin	Level	Factor	Loss	Factor	MHz	dBuV/m	dBuV/m	dB	dBuV	dB/m	dB	dB	1	2462.00	95.51	-----	-----	82.80	32.66	6.71	32.66	6.00	292	141	AVERAGE
Limit	Read	Ant	Cable	Aux	APos	TPos	Remark																																																																					
Freq	Level	Line	Margin	Level	Factor	Loss	Factor																																																																					
MHz	dBuV/m	dBuV/m	dB	dBuV	dB/m	dB	dB																																																																					
1	2498.29	43.62	54.00	-10.38	30.57	32.89	6.75	32.59	6.00	292	141	AVERAGE																																																																
Limit	Read	Ant	Cable	Aux	APos	TPos	Remark																																																																					
Freq	Level	Line	Margin	Level	Factor	Loss	Factor																																																																					
MHz	dBuV/m	dBuV/m	dB	dBuV	dB/m	dB	dB																																																																					
1	2462.00	95.51	-----	-----	82.80	32.66	6.71	32.66	6.00	292	141	AVERAGE																																																																



Mode	19																																																																																																																																																																									
	LF																																																																																																																																																																									
	2400-2483.5_802.11b_CH11_2462MHz																																																																																																																																																																									
ANT	CDD 2+4																																																																																																																																																																									
Pol.	Horizontal	Vertical																																																																																																																																																																								
Peak QP	<table border="1"> <thead> <tr> <th>Peak</th> <th>Freq (MHz)</th> <th>Level (dBuV/m)</th> <th>Over Limit (dB)</th> <th>Limit (dBuV/m)</th> <th>Read Level (dBuV)</th> <th>Cable Loss (dB)</th> <th>Antenna Loss (dB/m)</th> <th>Preamp Factor (dB)</th> <th>A/Pos (cm)</th> <th>T/Pos (deg)</th> <th>Remark</th> </tr> </thead> <tbody> <tr><td>1</td><td>30.00</td><td>20.64</td><td>-19.36</td><td>40.00</td><td>27.38</td><td>0.45</td><td>25.10</td><td>32.29</td><td>---</td><td>---</td><td>Peak</td></tr> <tr><td>2</td><td>165.80</td><td>25.73</td><td>-17.77</td><td>43.50</td><td>40.16</td><td>1.72</td><td>16.02</td><td>32.17</td><td>---</td><td>---</td><td>Peak</td></tr> <tr><td>3</td><td>259.89</td><td>26.94</td><td>-19.06</td><td>46.00</td><td>36.54</td><td>2.17</td><td>20.40</td><td>32.17</td><td>---</td><td>---</td><td>Peak</td></tr> <tr><td>4</td><td>469.41</td><td>26.10</td><td>-19.90</td><td>46.00</td><td>32.33</td><td>2.92</td><td>23.45</td><td>32.60</td><td>---</td><td>---</td><td>Peak</td></tr> <tr><td>5</td><td>771.08</td><td>29.31</td><td>-16.69</td><td>46.00</td><td>29.49</td><td>3.75</td><td>28.20</td><td>32.13</td><td>---</td><td>---</td><td>Peak</td></tr> <tr><td>6</td><td>855.47</td><td>30.84</td><td>-15.16</td><td>46.00</td><td>29.38</td><td>3.94</td><td>29.28</td><td>31.76</td><td>---</td><td>---</td><td>Peak</td></tr> </tbody> </table>	Peak	Freq (MHz)	Level (dBuV/m)	Over Limit (dB)	Limit (dBuV/m)	Read Level (dBuV)	Cable Loss (dB)	Antenna Loss (dB/m)	Preamp Factor (dB)	A/Pos (cm)	T/Pos (deg)	Remark	1	30.00	20.64	-19.36	40.00	27.38	0.45	25.10	32.29	---	---	Peak	2	165.80	25.73	-17.77	43.50	40.16	1.72	16.02	32.17	---	---	Peak	3	259.89	26.94	-19.06	46.00	36.54	2.17	20.40	32.17	---	---	Peak	4	469.41	26.10	-19.90	46.00	32.33	2.92	23.45	32.60	---	---	Peak	5	771.08	29.31	-16.69	46.00	29.49	3.75	28.20	32.13	---	---	Peak	6	855.47	30.84	-15.16	46.00	29.38	3.94	29.28	31.76	---	---	Peak	<table border="1"> <thead> <tr> <th>Peak</th> <th>Freq (MHz)</th> <th>Level (dBuV/m)</th> <th>Over Limit (dB)</th> <th>Limit (dBuV/m)</th> <th>Read Level (dBuV)</th> <th>Cable Loss (dB)</th> <th>Antenna Loss (dB/m)</th> <th>Preamp Factor (dB)</th> <th>A/Pos (cm)</th> <th>T/Pos (deg)</th> <th>Remark</th> </tr> </thead> <tbody> <tr><td>1</td><td>59.10</td><td>33.64</td><td>-6.36</td><td>40.00</td><td>53.13</td><td>0.83</td><td>12.15</td><td>32.47</td><td>---</td><td>---</td><td>Peak</td></tr> <tr><td>2</td><td>156.10</td><td>28.31</td><td>-15.19</td><td>43.50</td><td>42.07</td><td>1.67</td><td>16.74</td><td>32.17</td><td>---</td><td>---</td><td>Peak</td></tr> <tr><td>3</td><td>258.92</td><td>21.48</td><td>-24.52</td><td>46.00</td><td>31.22</td><td>2.17</td><td>20.26</td><td>32.17</td><td>---</td><td>---</td><td>Peak</td></tr> <tr><td>4</td><td>441.28</td><td>26.17</td><td>-19.83</td><td>46.00</td><td>32.91</td><td>2.83</td><td>22.89</td><td>32.46</td><td>---</td><td>---</td><td>Peak</td></tr> <tr><td>5</td><td>763.32</td><td>29.26</td><td>-16.74</td><td>46.00</td><td>29.47</td><td>3.73</td><td>28.20</td><td>32.14</td><td>---</td><td>---</td><td>Peak</td></tr> <tr><td>6</td><td>973.81</td><td>33.42</td><td>-20.58</td><td>54.00</td><td>29.14</td><td>4.21</td><td>30.81</td><td>30.74</td><td>---</td><td>---</td><td>Peak</td></tr> </tbody> </table>	Peak	Freq (MHz)	Level (dBuV/m)	Over Limit (dB)	Limit (dBuV/m)	Read Level (dBuV)	Cable Loss (dB)	Antenna Loss (dB/m)	Preamp Factor (dB)	A/Pos (cm)	T/Pos (deg)	Remark	1	59.10	33.64	-6.36	40.00	53.13	0.83	12.15	32.47	---	---	Peak	2	156.10	28.31	-15.19	43.50	42.07	1.67	16.74	32.17	---	---	Peak	3	258.92	21.48	-24.52	46.00	31.22	2.17	20.26	32.17	---	---	Peak	4	441.28	26.17	-19.83	46.00	32.91	2.83	22.89	32.46	---	---	Peak	5	763.32	29.26	-16.74	46.00	29.47	3.73	28.20	32.14	---	---	Peak	6	973.81	33.42	-20.58	54.00	29.14	4.21	30.81	30.74	---	---	Peak
Peak	Freq (MHz)	Level (dBuV/m)	Over Limit (dB)	Limit (dBuV/m)	Read Level (dBuV)	Cable Loss (dB)	Antenna Loss (dB/m)	Preamp Factor (dB)	A/Pos (cm)	T/Pos (deg)	Remark																																																																																																																																																															
1	30.00	20.64	-19.36	40.00	27.38	0.45	25.10	32.29	---	---	Peak																																																																																																																																																															
2	165.80	25.73	-17.77	43.50	40.16	1.72	16.02	32.17	---	---	Peak																																																																																																																																																															
3	259.89	26.94	-19.06	46.00	36.54	2.17	20.40	32.17	---	---	Peak																																																																																																																																																															
4	469.41	26.10	-19.90	46.00	32.33	2.92	23.45	32.60	---	---	Peak																																																																																																																																																															
5	771.08	29.31	-16.69	46.00	29.49	3.75	28.20	32.13	---	---	Peak																																																																																																																																																															
6	855.47	30.84	-15.16	46.00	29.38	3.94	29.28	31.76	---	---	Peak																																																																																																																																																															
Peak	Freq (MHz)	Level (dBuV/m)	Over Limit (dB)	Limit (dBuV/m)	Read Level (dBuV)	Cable Loss (dB)	Antenna Loss (dB/m)	Preamp Factor (dB)	A/Pos (cm)	T/Pos (deg)	Remark																																																																																																																																																															
1	59.10	33.64	-6.36	40.00	53.13	0.83	12.15	32.47	---	---	Peak																																																																																																																																																															
2	156.10	28.31	-15.19	43.50	42.07	1.67	16.74	32.17	---	---	Peak																																																																																																																																																															
3	258.92	21.48	-24.52	46.00	31.22	2.17	20.26	32.17	---	---	Peak																																																																																																																																																															
4	441.28	26.17	-19.83	46.00	32.91	2.83	22.89	32.46	---	---	Peak																																																																																																																																																															
5	763.32	29.26	-16.74	46.00	29.47	3.73	28.20	32.14	---	---	Peak																																																																																																																																																															
6	973.81	33.42	-20.58	54.00	29.14	4.21	30.81	30.74	---	---	Peak																																																																																																																																																															



Mode	20																																																																																			
	Band Edge																																																																																			
	2400-2483.5_2400-2483.5_802.11b_CH11_2462MHz																																																																																			
ANT	4																																																																																			
Pol.	Horizontal	Fundamental																																																																																		
Peak	<table border="1"> <thead> <tr> <th>Limit</th> <th>Read</th> <th>Ant</th> <th>Cable</th> <th>Preamp</th> <th>Aux</th> <th>APos</th> <th>TPos</th> <th>Remark</th> </tr> <tr> <th>Freq</th> <th>Level</th> <th>Line Margin</th> <th>Level Factor</th> <th>Loss Factor</th> <th>Factor</th> <th>Factor</th> <th>Factor</th> <th></th> </tr> <tr> <th>MHz</th> <th>dBuV/m</th> <th>dBuV/m</th> <th>dB</th> <th>dBuV</th> <th>dB/m</th> <th>dB</th> <th>dB</th> <th>cm</th> <th>deg</th> </tr> </thead> <tbody> <tr> <td>1</td> <td>2492.29</td> <td>57.05</td> <td>74.00</td> <td>-16.95</td> <td>44.07</td> <td>32.84</td> <td>6.74</td> <td>32.60</td> <td>6.00</td> <td>100</td> <td>152</td> <td>PEAK</td> </tr> </tbody> </table>	Limit	Read	Ant	Cable	Preamp	Aux	APos	TPos	Remark	Freq	Level	Line Margin	Level Factor	Loss Factor	Factor	Factor	Factor		MHz	dBuV/m	dBuV/m	dB	dBuV	dB/m	dB	dB	cm	deg	1	2492.29	57.05	74.00	-16.95	44.07	32.84	6.74	32.60	6.00	100	152	PEAK	<table border="1"> <thead> <tr> <th>Limit</th> <th>Read</th> <th>Ant</th> <th>Cable</th> <th>Preamp</th> <th>Aux</th> <th>APos</th> <th>TPos</th> <th>Remark</th> </tr> <tr> <th>Freq</th> <th>Level</th> <th>Line Margin</th> <th>Level Factor</th> <th>Loss Factor</th> <th>Factor</th> <th>Factor</th> <th>Factor</th> <th></th> </tr> <tr> <th>MHz</th> <th>dBuV/m</th> <th>dBuV/m</th> <th>dB</th> <th>dBuV</th> <th>dB/m</th> <th>dB</th> <th>dB</th> <th>cm</th> <th>deg</th> </tr> </thead> <tbody> <tr> <td>1</td> <td>2462.00</td> <td>107.68</td> <td>-----</td> <td>-----</td> <td>95.06</td> <td>32.60</td> <td>6.70</td> <td>32.68</td> <td>6.00</td> <td>100</td> <td>152</td> <td>PEAK</td> </tr> </tbody> </table>	Limit	Read	Ant	Cable	Preamp	Aux	APos	TPos	Remark	Freq	Level	Line Margin	Level Factor	Loss Factor	Factor	Factor	Factor		MHz	dBuV/m	dBuV/m	dB	dBuV	dB/m	dB	dB	cm	deg	1	2462.00	107.68	-----	-----	95.06	32.60	6.70	32.68	6.00	100	152	PEAK
	Limit	Read	Ant	Cable	Preamp	Aux	APos	TPos	Remark																																																																											
Freq	Level	Line Margin	Level Factor	Loss Factor	Factor	Factor	Factor																																																																													
MHz	dBuV/m	dBuV/m	dB	dBuV	dB/m	dB	dB	cm	deg																																																																											
1	2492.29	57.05	74.00	-16.95	44.07	32.84	6.74	32.60	6.00	100	152	PEAK																																																																								
Limit	Read	Ant	Cable	Preamp	Aux	APos	TPos	Remark																																																																												
Freq	Level	Line Margin	Level Factor	Loss Factor	Factor	Factor	Factor																																																																													
MHz	dBuV/m	dBuV/m	dB	dBuV	dB/m	dB	dB	cm	deg																																																																											
1	2462.00	107.68	-----	-----	95.06	32.60	6.70	32.68	6.00	100	152	PEAK																																																																								
Avg	<table border="1"> <thead> <tr> <th>Limit</th> <th>Read</th> <th>Ant</th> <th>Cable</th> <th>Preamp</th> <th>Aux</th> <th>APos</th> <th>TPos</th> <th>Remark</th> </tr> <tr> <th>Freq</th> <th>Level</th> <th>Line Margin</th> <th>Level Factor</th> <th>Loss Factor</th> <th>Factor</th> <th>Factor</th> <th>Factor</th> <th></th> </tr> <tr> <th>MHz</th> <th>dBuV/m</th> <th>dBuV/m</th> <th>dB</th> <th>dBuV</th> <th>dB/m</th> <th>dB</th> <th>dB</th> <th>cm</th> <th>deg</th> </tr> </thead> <tbody> <tr> <td>1</td> <td>2498.97</td> <td>43.87</td> <td>54.00</td> <td>-10.13</td> <td>30.81</td> <td>32.89</td> <td>6.75</td> <td>32.58</td> <td>6.00</td> <td>100</td> <td>152</td> <td>AVERAGE</td> </tr> </tbody> </table>	Limit	Read	Ant	Cable	Preamp	Aux	APos	TPos	Remark	Freq	Level	Line Margin	Level Factor	Loss Factor	Factor	Factor	Factor		MHz	dBuV/m	dBuV/m	dB	dBuV	dB/m	dB	dB	cm	deg	1	2498.97	43.87	54.00	-10.13	30.81	32.89	6.75	32.58	6.00	100	152	AVERAGE	<table border="1"> <thead> <tr> <th>Limit</th> <th>Read</th> <th>Ant</th> <th>Cable</th> <th>Preamp</th> <th>Aux</th> <th>APos</th> <th>TPos</th> <th>Remark</th> </tr> <tr> <th>Freq</th> <th>Level</th> <th>Line Margin</th> <th>Level Factor</th> <th>Loss Factor</th> <th>Factor</th> <th>Factor</th> <th>Factor</th> <th></th> </tr> <tr> <th>MHz</th> <th>dBuV/m</th> <th>dBuV/m</th> <th>dB</th> <th>dBuV</th> <th>dB/m</th> <th>dB</th> <th>dB</th> <th>cm</th> <th>deg</th> </tr> </thead> <tbody> <tr> <td>1</td> <td>2462.00</td> <td>103.27</td> <td>-----</td> <td>-----</td> <td>90.65</td> <td>32.60</td> <td>6.70</td> <td>32.68</td> <td>6.00</td> <td>100</td> <td>152</td> <td>AVERAGE</td> </tr> </tbody> </table>	Limit	Read	Ant	Cable	Preamp	Aux	APos	TPos	Remark	Freq	Level	Line Margin	Level Factor	Loss Factor	Factor	Factor	Factor		MHz	dBuV/m	dBuV/m	dB	dBuV	dB/m	dB	dB	cm	deg	1	2462.00	103.27	-----	-----	90.65	32.60	6.70	32.68	6.00	100	152	AVERAGE
Limit	Read	Ant	Cable	Preamp	Aux	APos	TPos	Remark																																																																												
Freq	Level	Line Margin	Level Factor	Loss Factor	Factor	Factor	Factor																																																																													
MHz	dBuV/m	dBuV/m	dB	dBuV	dB/m	dB	dB	cm	deg																																																																											
1	2498.97	43.87	54.00	-10.13	30.81	32.89	6.75	32.58	6.00	100	152	AVERAGE																																																																								
Limit	Read	Ant	Cable	Preamp	Aux	APos	TPos	Remark																																																																												
Freq	Level	Line Margin	Level Factor	Loss Factor	Factor	Factor	Factor																																																																													
MHz	dBuV/m	dBuV/m	dB	dBuV	dB/m	dB	dB	cm	deg																																																																											
1	2462.00	103.27	-----	-----	90.65	32.60	6.70	32.68	6.00	100	152	AVERAGE																																																																								



Mode	20																																																																															
	Band Edge																																																																															
	2400-2483.5_2400-2483.5_802.11b_CH11_2462MHz																																																																															
ANT	4																																																																															
Pol.	Vertical	Fundamental																																																																														
Peak	<table border="1"> <thead> <tr> <th>Limit</th> <th>Read</th> <th>Ant</th> <th>Cable</th> <th>Preamp</th> <th>Aux</th> <th>APos</th> <th>TPos</th> <th>Remark</th> </tr> <tr> <th>Freq</th> <th>Level</th> <th>Line Margin</th> <th>Level Factor</th> <th>Loss Factor</th> <th>Factor</th> <th>Factor</th> <th>Factor</th> <th></th> </tr> <tr> <th>MHz</th> <th>dBuV/m</th> <th>dBuV/m</th> <th>dB</th> <th>dBuV</th> <th>dB/m</th> <th>dB</th> <th>dB</th> <th>cm</th> <th>deg</th> </tr> </thead> <tbody> <tr> <td>1 2499.92</td> <td>56.73</td> <td>74.00</td> <td>-17.27</td> <td>43.65</td> <td>32.90</td> <td>6.76</td> <td>32.58</td> <td>6.00</td> <td>289</td> <td>121 PEAK</td> </tr> </tbody> </table>	Limit	Read	Ant	Cable	Preamp	Aux	APos	TPos	Remark	Freq	Level	Line Margin	Level Factor	Loss Factor	Factor	Factor	Factor		MHz	dBuV/m	dBuV/m	dB	dBuV	dB/m	dB	dB	cm	deg	1 2499.92	56.73	74.00	-17.27	43.65	32.90	6.76	32.58	6.00	289	121 PEAK	<table border="1"> <thead> <tr> <th>Limit</th> <th>Read</th> <th>Ant</th> <th>Cable</th> <th>Preamp</th> <th>Aux</th> <th>APos</th> <th>TPos</th> <th>Remark</th> </tr> <tr> <th>Freq</th> <th>Level</th> <th>Line Margin</th> <th>Level Factor</th> <th>Loss Factor</th> <th>Factor</th> <th>Factor</th> <th>Factor</th> <th></th> </tr> <tr> <th>MHz</th> <th>dBuV/m</th> <th>dBuV/m</th> <th>dB</th> <th>dBuV</th> <th>dB/m</th> <th>dB</th> <th>dB</th> <th>cm</th> <th>deg</th> </tr> </thead> <tbody> <tr> <td>1 2462.00</td> <td>106.72</td> <td>-----</td> <td>-----</td> <td>94.10</td> <td>32.60</td> <td>6.70</td> <td>32.68</td> <td>6.00</td> <td>289</td> <td>121 PEAK</td> </tr> </tbody> </table>	Limit	Read	Ant	Cable	Preamp	Aux	APos	TPos	Remark	Freq	Level	Line Margin	Level Factor	Loss Factor	Factor	Factor	Factor		MHz	dBuV/m	dBuV/m	dB	dBuV	dB/m	dB	dB	cm	deg	1 2462.00	106.72	-----	-----	94.10	32.60	6.70	32.68	6.00	289	121 PEAK
	Limit	Read	Ant	Cable	Preamp	Aux	APos	TPos	Remark																																																																							
Freq	Level	Line Margin	Level Factor	Loss Factor	Factor	Factor	Factor																																																																									
MHz	dBuV/m	dBuV/m	dB	dBuV	dB/m	dB	dB	cm	deg																																																																							
1 2499.92	56.73	74.00	-17.27	43.65	32.90	6.76	32.58	6.00	289	121 PEAK																																																																						
Limit	Read	Ant	Cable	Preamp	Aux	APos	TPos	Remark																																																																								
Freq	Level	Line Margin	Level Factor	Loss Factor	Factor	Factor	Factor																																																																									
MHz	dBuV/m	dBuV/m	dB	dBuV	dB/m	dB	dB	cm	deg																																																																							
1 2462.00	106.72	-----	-----	94.10	32.60	6.70	32.68	6.00	289	121 PEAK																																																																						
Avg	<table border="1"> <thead> <tr> <th>Limit</th> <th>Read</th> <th>Ant</th> <th>Cable</th> <th>Preamp</th> <th>Aux</th> <th>APos</th> <th>TPos</th> <th>Remark</th> </tr> <tr> <th>Freq</th> <th>Level</th> <th>Line Margin</th> <th>Level Factor</th> <th>Loss Factor</th> <th>Factor</th> <th>Factor</th> <th>Factor</th> <th></th> </tr> <tr> <th>MHz</th> <th>dBuV/m</th> <th>dBuV/m</th> <th>dB</th> <th>dBuV</th> <th>dB/m</th> <th>dB</th> <th>dB</th> <th>cm</th> <th>deg</th> </tr> </thead> <tbody> <tr> <td>1 2484.00</td> <td>43.86</td> <td>54.00</td> <td>-10.14</td> <td>30.98</td> <td>32.77</td> <td>6.73</td> <td>32.62</td> <td>6.00</td> <td>289</td> <td>121 AVERAGE</td> </tr> </tbody> </table>	Limit	Read	Ant	Cable	Preamp	Aux	APos	TPos	Remark	Freq	Level	Line Margin	Level Factor	Loss Factor	Factor	Factor	Factor		MHz	dBuV/m	dBuV/m	dB	dBuV	dB/m	dB	dB	cm	deg	1 2484.00	43.86	54.00	-10.14	30.98	32.77	6.73	32.62	6.00	289	121 AVERAGE	<table border="1"> <thead> <tr> <th>Limit</th> <th>Read</th> <th>Ant</th> <th>Cable</th> <th>Preamp</th> <th>Aux</th> <th>APos</th> <th>TPos</th> <th>Remark</th> </tr> <tr> <th>Freq</th> <th>Level</th> <th>Line Margin</th> <th>Level Factor</th> <th>Loss Factor</th> <th>Factor</th> <th>Factor</th> <th>Factor</th> <th></th> </tr> <tr> <th>MHz</th> <th>dBuV/m</th> <th>dBuV/m</th> <th>dB</th> <th>dBuV</th> <th>dB/m</th> <th>dB</th> <th>dB</th> <th>cm</th> <th>deg</th> </tr> </thead> <tbody> <tr> <td>1 2462.00</td> <td>102.25</td> <td>-----</td> <td>-----</td> <td>89.63</td> <td>32.60</td> <td>6.70</td> <td>32.68</td> <td>6.00</td> <td>289</td> <td>121 AVERAGE</td> </tr> </tbody> </table>	Limit	Read	Ant	Cable	Preamp	Aux	APos	TPos	Remark	Freq	Level	Line Margin	Level Factor	Loss Factor	Factor	Factor	Factor		MHz	dBuV/m	dBuV/m	dB	dBuV	dB/m	dB	dB	cm	deg	1 2462.00	102.25	-----	-----	89.63	32.60	6.70	32.68	6.00	289	121 AVERAGE
Limit	Read	Ant	Cable	Preamp	Aux	APos	TPos	Remark																																																																								
Freq	Level	Line Margin	Level Factor	Loss Factor	Factor	Factor	Factor																																																																									
MHz	dBuV/m	dBuV/m	dB	dBuV	dB/m	dB	dB	cm	deg																																																																							
1 2484.00	43.86	54.00	-10.14	30.98	32.77	6.73	32.62	6.00	289	121 AVERAGE																																																																						
Limit	Read	Ant	Cable	Preamp	Aux	APos	TPos	Remark																																																																								
Freq	Level	Line Margin	Level Factor	Loss Factor	Factor	Factor	Factor																																																																									
MHz	dBuV/m	dBuV/m	dB	dBuV	dB/m	dB	dB	cm	deg																																																																							
1 2462.00	102.25	-----	-----	89.63	32.60	6.70	32.68	6.00	289	121 AVERAGE																																																																						



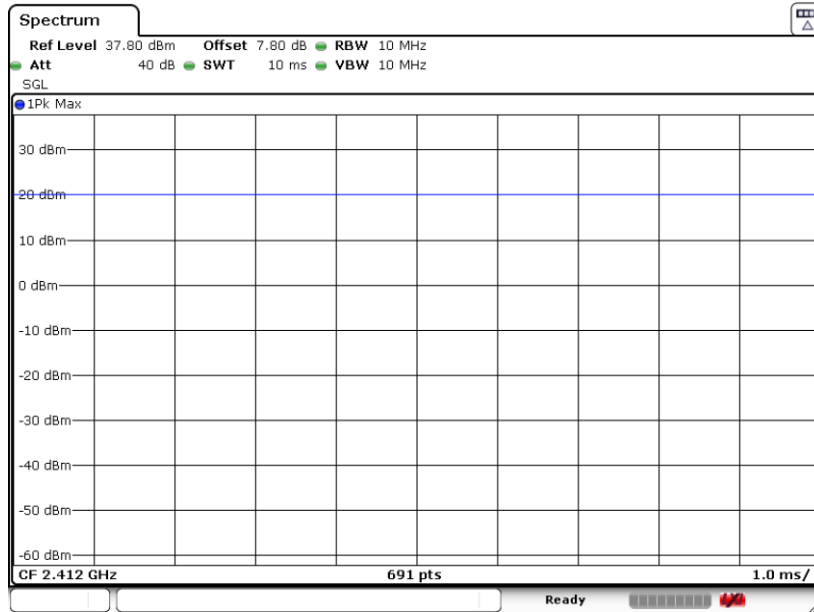
Mode	20																																																																																																																																				
	Harmonic																																																																																																																																				
	2400-2483.5_802.11b_CH11_MHz																																																																																																																																				
ANT	CDD 2+4																																																																																																																																				
Pol.	Horizontal	Vertical																																																																																																																																			
Peak Avg																																																																																																																																					
	<table border="1"> <thead> <tr> <th>Limit</th> <th>Read</th> <th>Ant</th> <th>Cable</th> <th>Preamp</th> <th>Aux</th> <th>APos</th> <th>TPos</th> <th>Remark</th> </tr> <tr> <th>Freq</th> <th>Level</th> <th>Line</th> <th>Margin</th> <th>Level</th> <th>Factor</th> <th>Loss</th> <th>Factor</th> <th>Factor</th> </tr> <tr> <th>MHz</th> <th>dBuV/m</th> <th>dBuV/m</th> <th>dB</th> <th>dBuV</th> <th>dB/m</th> <th>dB</th> <th>dB</th> <th>dB</th> </tr> </thead> <tbody> <tr> <td>1</td> <td>4924.00</td> <td>42.74</td> <td>74.00</td> <td>-31.26</td> <td>59.80</td> <td>34.20</td> <td>9.57</td> <td>60.83</td> <td>0.00</td> <td>---</td> <td>---</td> <td>Peak</td> </tr> <tr> <td>2</td> <td>7386.00</td> <td>49.79</td> <td>74.00</td> <td>-24.21</td> <td>62.83</td> <td>35.73</td> <td>11.72</td> <td>60.49</td> <td>0.00</td> <td>100</td> <td>215</td> <td>Peak</td> </tr> <tr> <td>3</td> <td>7386.00</td> <td>46.35</td> <td>54.00</td> <td>-7.65</td> <td>59.39</td> <td>35.73</td> <td>11.72</td> <td>60.49</td> <td>0.00</td> <td>100</td> <td>215</td> <td>Average</td> </tr> </tbody> </table>	Limit	Read	Ant	Cable	Preamp	Aux	APos	TPos	Remark	Freq	Level	Line	Margin	Level	Factor	Loss	Factor	Factor	MHz	dBuV/m	dBuV/m	dB	dBuV	dB/m	dB	dB	dB	1	4924.00	42.74	74.00	-31.26	59.80	34.20	9.57	60.83	0.00	---	---	Peak	2	7386.00	49.79	74.00	-24.21	62.83	35.73	11.72	60.49	0.00	100	215	Peak	3	7386.00	46.35	54.00	-7.65	59.39	35.73	11.72	60.49	0.00	100	215	Average	<table border="1"> <thead> <tr> <th>Limit</th> <th>Read</th> <th>Ant</th> <th>Cable</th> <th>Preamp</th> <th>Aux</th> <th>APos</th> <th>TPos</th> <th>Remark</th> </tr> <tr> <th>Freq</th> <th>Level</th> <th>Line</th> <th>Margin</th> <th>Level</th> <th>Factor</th> <th>Loss</th> <th>Factor</th> <th>Factor</th> </tr> <tr> <th>MHz</th> <th>dBuV/m</th> <th>dBuV/m</th> <th>dB</th> <th>dBuV</th> <th>dB/m</th> <th>dB</th> <th>dB</th> <th>dB</th> </tr> </thead> <tbody> <tr> <td>1</td> <td>4924.00</td> <td>43.50</td> <td>74.00</td> <td>-30.50</td> <td>60.56</td> <td>34.20</td> <td>9.57</td> <td>60.83</td> <td>0.00</td> <td>---</td> <td>---</td> <td>Peak</td> </tr> <tr> <td>2</td> <td>7386.00</td> <td>51.93</td> <td>74.00</td> <td>-22.07</td> <td>64.97</td> <td>35.73</td> <td>11.72</td> <td>60.49</td> <td>0.00</td> <td>100</td> <td>277</td> <td>Peak</td> </tr> <tr> <td>3</td> <td>7386.00</td> <td>50.05</td> <td>54.00</td> <td>-3.95</td> <td>63.09</td> <td>35.73</td> <td>11.72</td> <td>60.49</td> <td>0.00</td> <td>100</td> <td>277</td> <td>Average</td> </tr> </tbody> </table>	Limit	Read	Ant	Cable	Preamp	Aux	APos	TPos	Remark	Freq	Level	Line	Margin	Level	Factor	Loss	Factor	Factor	MHz	dBuV/m	dBuV/m	dB	dBuV	dB/m	dB	dB	dB	1	4924.00	43.50	74.00	-30.50	60.56	34.20	9.57	60.83	0.00	---	---	Peak	2	7386.00	51.93	74.00	-22.07	64.97	35.73	11.72	60.49	0.00	100	277	Peak	3	7386.00	50.05	54.00	-3.95	63.09	35.73	11.72	60.49	0.00	100	277
Limit	Read	Ant	Cable	Preamp	Aux	APos	TPos	Remark																																																																																																																													
Freq	Level	Line	Margin	Level	Factor	Loss	Factor	Factor																																																																																																																													
MHz	dBuV/m	dBuV/m	dB	dBuV	dB/m	dB	dB	dB																																																																																																																													
1	4924.00	42.74	74.00	-31.26	59.80	34.20	9.57	60.83	0.00	---	---	Peak																																																																																																																									
2	7386.00	49.79	74.00	-24.21	62.83	35.73	11.72	60.49	0.00	100	215	Peak																																																																																																																									
3	7386.00	46.35	54.00	-7.65	59.39	35.73	11.72	60.49	0.00	100	215	Average																																																																																																																									
Limit	Read	Ant	Cable	Preamp	Aux	APos	TPos	Remark																																																																																																																													
Freq	Level	Line	Margin	Level	Factor	Loss	Factor	Factor																																																																																																																													
MHz	dBuV/m	dBuV/m	dB	dBuV	dB/m	dB	dB	dB																																																																																																																													
1	4924.00	43.50	74.00	-30.50	60.56	34.20	9.57	60.83	0.00	---	---	Peak																																																																																																																									
2	7386.00	51.93	74.00	-22.07	64.97	35.73	11.72	60.49	0.00	100	277	Peak																																																																																																																									
3	7386.00	50.05	54.00	-3.95	63.09	35.73	11.72	60.49	0.00	100	277	Average																																																																																																																									

Appendix D. Duty Cycle Plots

Band	Duty Cycle(%)	T(ms)	1/T(kHz)	VBW Setting
802.11b	100	-	-	10Hz
802.11g	98.97	-	-	10Hz
802.11ax HE20	100	-	-	10Hz
802.11ax HE40	100	-	-	10Hz

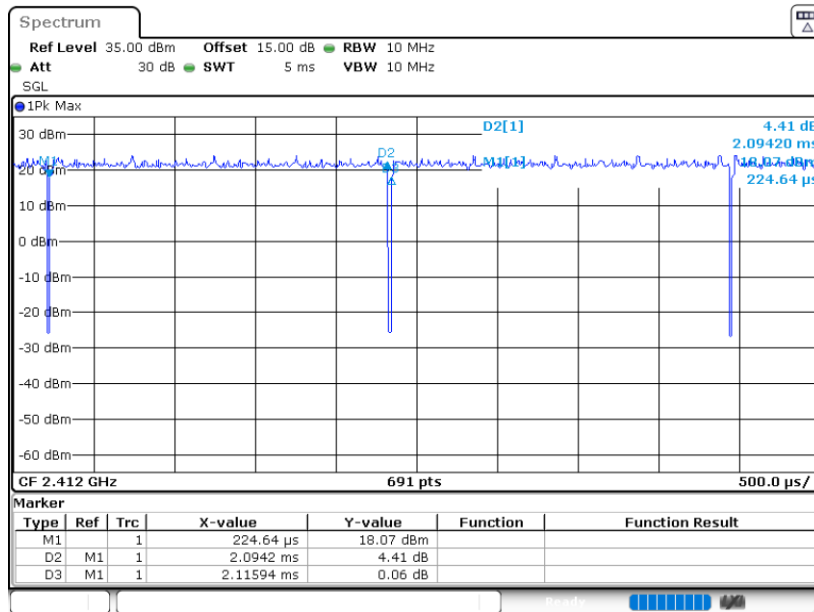


802.11b



Date: 28 JUL 2023 11:12:39

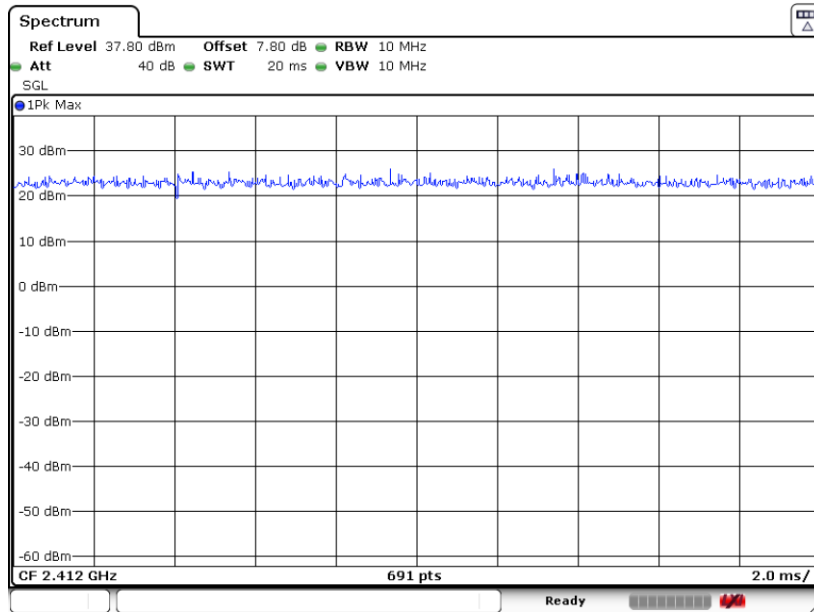
802.11g



Date: 18.AUG.2023 05:48:37

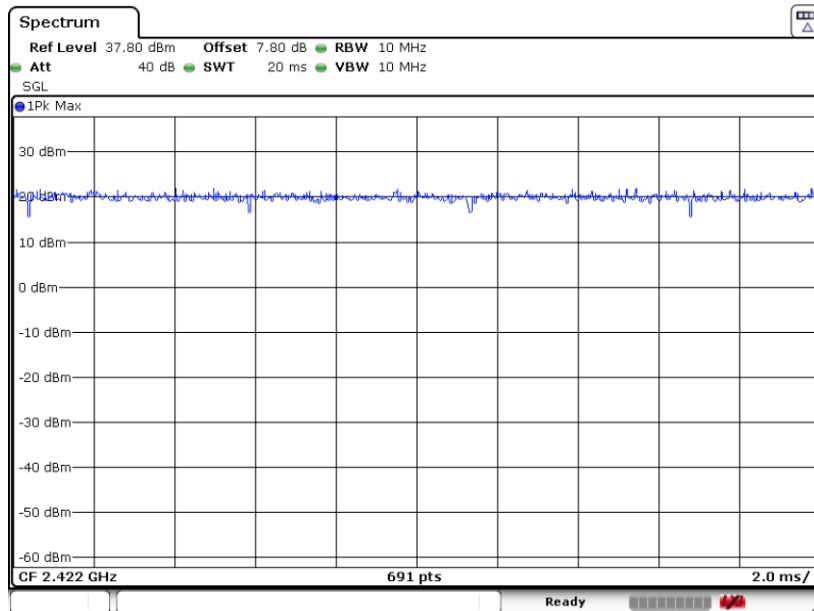


802.11ax HE20



Date: 28 JUL 2023 11:16:24

802.11 ax HE 40



Date: 28 JUL 2023 11:18:05