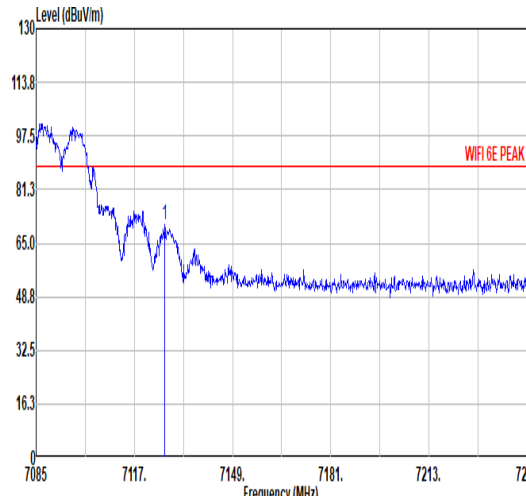
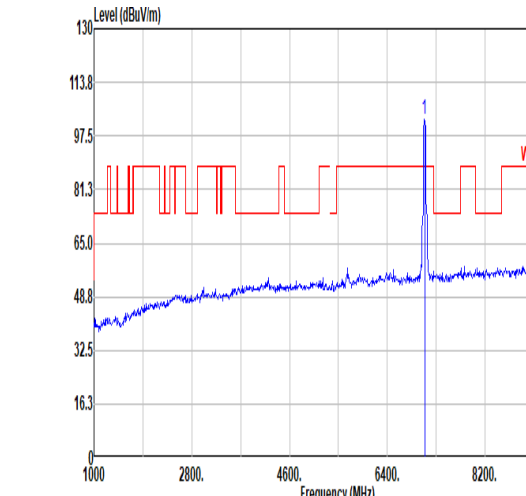
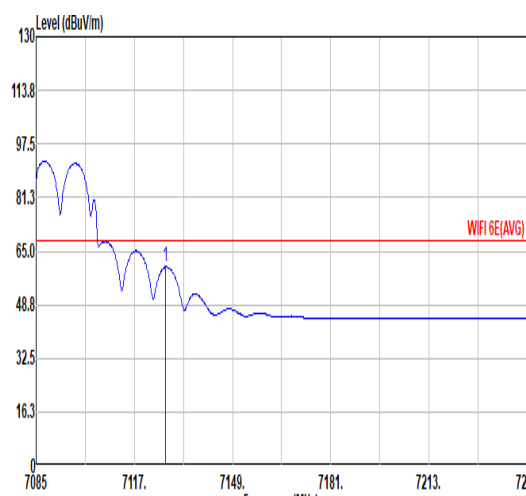
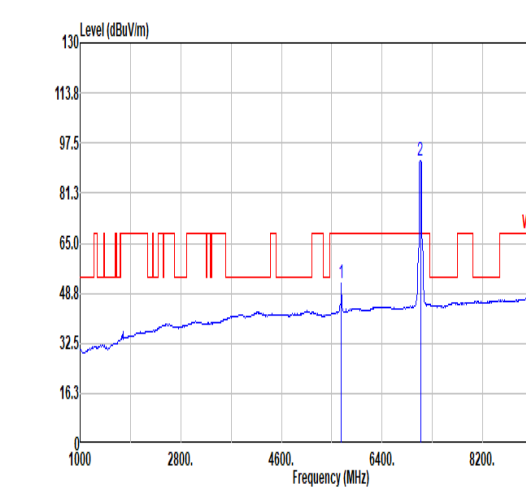




	55																																																																																										
Mode	Band Edge																																																																																										
	U-NII-8_6.875-7.125_802.11ax HE40_CH227_Full RU_7085MHz																																																																																										
ANT	CDD 3+4																																																																																										
Pol.	Vertical	Fundamental																																																																																									
Peak	 <p>Level (dBuV/m) vs Frequency (MHz) plot for Vertical polarization. The y-axis ranges from 0 to 130 dBuV/m, and the x-axis ranges from 7085 to 7245 MHz. A red horizontal line indicates the limit at approximately 97.5 dBuV/m. A blue line shows the measured signal, with a peak at 7126.92 MHz. A red label 'WIFI 6E PEAK' is present.</p> <table border="1"> <thead> <tr> <th>Limit</th> <th>Read</th> <th>Ant</th> <th>Cable</th> <th>Preamp</th> <th>Aux</th> <th>APos</th> <th>TPos</th> <th>Remark</th> </tr> <tr> <th>Freq</th> <th>Level</th> <th>Line</th> <th>Margin</th> <th>Level</th> <th>Factor</th> <th>Loss</th> <th>Factor</th> <th>Factor</th> </tr> <tr> <th>MHz</th> <th>dBuV/m</th> <th>dBuV/m</th> <th>dB</th> <th>dBuV</th> <th>dB/m</th> <th>dB</th> <th>dB</th> <th>cm</th> <th>deg</th> </tr> </thead> <tbody> <tr> <td>1 7126.92</td> <td>70.82</td> <td>88.20</td> <td>-17.38</td> <td>56.32</td> <td>35.70</td> <td>11.59</td> <td>32.79</td> <td>0.00</td> <td>102 234 PEAK</td> </tr> </tbody> </table>	Limit	Read	Ant	Cable	Preamp	Aux	APos	TPos	Remark	Freq	Level	Line	Margin	Level	Factor	Loss	Factor	Factor	MHz	dBuV/m	dBuV/m	dB	dBuV	dB/m	dB	dB	cm	deg	1 7126.92	70.82	88.20	-17.38	56.32	35.70	11.59	32.79	0.00	102 234 PEAK	 <p>Level (dBuV/m) vs Frequency (MHz) plot for Fundamental polarization. The y-axis ranges from 0 to 130 dBuV/m, and the x-axis ranges from 1000 to 10000 MHz. A red horizontal line indicates the limit at approximately 97.5 dBuV/m. A blue line shows the measured signal, with a peak at 7085.00 MHz. A red label 'WIFI 6E PEAK' is present.</p> <table border="1"> <thead> <tr> <th>Limit</th> <th>Read</th> <th>Ant</th> <th>Cable</th> <th>Preamp</th> <th>Aux</th> <th>APos</th> <th>TPos</th> <th>Remark</th> </tr> <tr> <th>Freq</th> <th>Level</th> <th>Line</th> <th>Margin</th> <th>Level</th> <th>Factor</th> <th>Loss</th> <th>Factor</th> <th>Factor</th> </tr> <tr> <th>MHz</th> <th>dBuV/m</th> <th>dBuV/m</th> <th>dB</th> <th>dBuV</th> <th>dB/m</th> <th>dB</th> <th>dB</th> <th>cm</th> <th>deg</th> </tr> </thead> <tbody> <tr> <td>1 7085.00</td> <td>102.73</td> <td>-----</td> <td>-----</td> <td>88.29</td> <td>35.65</td> <td>11.55</td> <td>32.76</td> <td>0.00</td> <td>102 234 PEAK</td> </tr> </tbody> </table>	Limit	Read	Ant	Cable	Preamp	Aux	APos	TPos	Remark	Freq	Level	Line	Margin	Level	Factor	Loss	Factor	Factor	MHz	dBuV/m	dBuV/m	dB	dBuV	dB/m	dB	dB	cm	deg	1 7085.00	102.73	-----	-----	88.29	35.65	11.55	32.76	0.00	102 234 PEAK													
Limit	Read	Ant	Cable	Preamp	Aux	APos	TPos	Remark																																																																																			
Freq	Level	Line	Margin	Level	Factor	Loss	Factor	Factor																																																																																			
MHz	dBuV/m	dBuV/m	dB	dBuV	dB/m	dB	dB	cm	deg																																																																																		
1 7126.92	70.82	88.20	-17.38	56.32	35.70	11.59	32.79	0.00	102 234 PEAK																																																																																		
Limit	Read	Ant	Cable	Preamp	Aux	APos	TPos	Remark																																																																																			
Freq	Level	Line	Margin	Level	Factor	Loss	Factor	Factor																																																																																			
MHz	dBuV/m	dBuV/m	dB	dBuV	dB/m	dB	dB	cm	deg																																																																																		
1 7085.00	102.73	-----	-----	88.29	35.65	11.55	32.76	0.00	102 234 PEAK																																																																																		
Avg	 <p>Level (dBuV/m) vs Frequency (MHz) plot for Vertical polarization. The y-axis ranges from 0 to 130 dBuV/m, and the x-axis ranges from 7085 to 7245 MHz. A red horizontal line indicates the limit at approximately 65.0 dBuV/m. A blue line shows the averaged signal, with a peak at 7127.24 MHz. A red label 'WIFI 6E(AVG)' is present.</p> <table border="1"> <thead> <tr> <th>Limit</th> <th>Read</th> <th>Ant</th> <th>Cable</th> <th>Preamp</th> <th>Aux</th> <th>APos</th> <th>TPos</th> <th>Remark</th> </tr> <tr> <th>Freq</th> <th>Level</th> <th>Line</th> <th>Margin</th> <th>Level</th> <th>Factor</th> <th>Loss</th> <th>Factor</th> <th>Factor</th> </tr> <tr> <th>MHz</th> <th>dBuV/m</th> <th>dBuV/m</th> <th>dB</th> <th>dBuV</th> <th>dB/m</th> <th>dB</th> <th>dB</th> <th>cm</th> <th>deg</th> </tr> </thead> <tbody> <tr> <td>1 7127.24</td> <td>60.16</td> <td>68.20</td> <td>-8.04</td> <td>45.66</td> <td>35.70</td> <td>11.59</td> <td>32.79</td> <td>0.00</td> <td>102 234 AVERAGE</td> </tr> </tbody> </table>	Limit	Read	Ant	Cable	Preamp	Aux	APos	TPos	Remark	Freq	Level	Line	Margin	Level	Factor	Loss	Factor	Factor	MHz	dBuV/m	dBuV/m	dB	dBuV	dB/m	dB	dB	cm	deg	1 7127.24	60.16	68.20	-8.04	45.66	35.70	11.59	32.79	0.00	102 234 AVERAGE	 <p>Level (dBuV/m) vs Frequency (MHz) plot for Fundamental polarization. The y-axis ranges from 0 to 130 dBuV/m, and the x-axis ranges from 1000 to 10000 MHz. A red horizontal line indicates the limit at approximately 65.0 dBuV/m. A blue line shows the averaged signal, with two peaks at 5671.00 MHz and 7085.00 MHz. A red label 'WIFI 6E(AVG)' is present.</p> <table border="1"> <thead> <tr> <th>Limit</th> <th>Over</th> <th>Read</th> <th>Ant</th> <th>Cable</th> <th>Preamp</th> <th>Aux</th> <th>APos</th> <th>TPos</th> <th>Remark</th> </tr> <tr> <th>Freq</th> <th>Level</th> <th>Line</th> <th>Limit</th> <th>Level</th> <th>Factor</th> <th>Loss</th> <th>Factor</th> <th>Factor</th> <th>Factor</th> </tr> <tr> <th>MHz</th> <th>dBuV/m</th> <th>dBuV/m</th> <th>dB</th> <th>dBuV</th> <th>dB/m</th> <th>dB</th> <th>dB</th> <th>dB</th> <th>cm</th> <th>deg</th> </tr> </thead> <tbody> <tr> <td>1 5671.00</td> <td>51.91</td> <td>-----</td> <td>-----</td> <td>39.05</td> <td>34.64</td> <td>10.30</td> <td>32.08</td> <td>0.00</td> <td>102 234 AVERAGE</td> </tr> <tr> <td>2 7085.00</td> <td>91.87</td> <td>-----</td> <td>-----</td> <td>77.41</td> <td>35.67</td> <td>11.56</td> <td>32.77</td> <td>0.00</td> <td>102 234 AVERAGE</td> </tr> </tbody> </table>	Limit	Over	Read	Ant	Cable	Preamp	Aux	APos	TPos	Remark	Freq	Level	Line	Limit	Level	Factor	Loss	Factor	Factor	Factor	MHz	dBuV/m	dBuV/m	dB	dBuV	dB/m	dB	dB	dB	cm	deg	1 5671.00	51.91	-----	-----	39.05	34.64	10.30	32.08	0.00	102 234 AVERAGE	2 7085.00	91.87	-----	-----	77.41	35.67	11.56	32.77	0.00	102 234 AVERAGE
Limit	Read	Ant	Cable	Preamp	Aux	APos	TPos	Remark																																																																																			
Freq	Level	Line	Margin	Level	Factor	Loss	Factor	Factor																																																																																			
MHz	dBuV/m	dBuV/m	dB	dBuV	dB/m	dB	dB	cm	deg																																																																																		
1 7127.24	60.16	68.20	-8.04	45.66	35.70	11.59	32.79	0.00	102 234 AVERAGE																																																																																		
Limit	Over	Read	Ant	Cable	Preamp	Aux	APos	TPos	Remark																																																																																		
Freq	Level	Line	Limit	Level	Factor	Loss	Factor	Factor	Factor																																																																																		
MHz	dBuV/m	dBuV/m	dB	dBuV	dB/m	dB	dB	dB	cm	deg																																																																																	
1 5671.00	51.91	-----	-----	39.05	34.64	10.30	32.08	0.00	102 234 AVERAGE																																																																																		
2 7085.00	91.87	-----	-----	77.41	35.67	11.56	32.77	0.00	102 234 AVERAGE																																																																																		



Mode	55																																																																											
	Harmonic																																																																											
	U-NII-8_6.875-7.125_802.11ax HE40_CH227_Full RU_7085MHz																																																																											
ANT	CDD 3+4																																																																											
Pol.	Horizontal	Vertical																																																																										
Peak Avg	<table border="1"> <thead> <tr> <th>Limit</th> <th>Read</th> <th>Ant</th> <th>Cable</th> <th>Preamp</th> <th>Aux</th> <th>APos</th> <th>TPos</th> <th>Remark</th> </tr> <tr> <th>Freq</th> <th>Level</th> <th>Line</th> <th>Margin</th> <th>Level</th> <th>Factor</th> <th>Loss</th> <th>Factor</th> <th>Factor</th> </tr> <tr> <th>MHz</th> <th>dBuV/m</th> <th>dBuV/m</th> <th>dB</th> <th>dBuV</th> <th>dB/m</th> <th>dB</th> <th>dB</th> <th>dB</th> </tr> </thead> <tbody> <tr> <td>1 14178.00</td> <td>48.44</td> <td>88.20</td> <td>-39.76</td> <td>52.10</td> <td>39.07</td> <td>16.64</td> <td>59.37</td> <td>0.00</td> <td>--- PEAK</td> </tr> </tbody> </table>	Limit	Read	Ant	Cable	Preamp	Aux	APos	TPos	Remark	Freq	Level	Line	Margin	Level	Factor	Loss	Factor	Factor	MHz	dBuV/m	dBuV/m	dB	dBuV	dB/m	dB	dB	dB	1 14178.00	48.44	88.20	-39.76	52.10	39.07	16.64	59.37	0.00	--- PEAK	<table border="1"> <thead> <tr> <th>Limit</th> <th>Read</th> <th>Ant</th> <th>Cable</th> <th>Preamp</th> <th>Aux</th> <th>APos</th> <th>TPos</th> <th>Remark</th> </tr> <tr> <th>Freq</th> <th>Level</th> <th>Line</th> <th>Margin</th> <th>Level</th> <th>Factor</th> <th>Loss</th> <th>Factor</th> <th>Factor</th> </tr> <tr> <th>MHz</th> <th>dBuV/m</th> <th>dBuV/m</th> <th>dB</th> <th>dBuV</th> <th>dB/m</th> <th>dB</th> <th>dB</th> <th>dB</th> </tr> </thead> <tbody> <tr> <td>1 14184.00</td> <td>55.44</td> <td>88.20</td> <td>-32.76</td> <td>59.09</td> <td>39.08</td> <td>16.65</td> <td>59.38</td> <td>0.00</td> <td>--- Peak</td> </tr> </tbody> </table>	Limit	Read	Ant	Cable	Preamp	Aux	APos	TPos	Remark	Freq	Level	Line	Margin	Level	Factor	Loss	Factor	Factor	MHz	dBuV/m	dBuV/m	dB	dBuV	dB/m	dB	dB	dB	1 14184.00	55.44	88.20	-32.76	59.09	39.08	16.65	59.38	0.00	--- Peak
Limit	Read	Ant	Cable	Preamp	Aux	APos	TPos	Remark																																																																				
Freq	Level	Line	Margin	Level	Factor	Loss	Factor	Factor																																																																				
MHz	dBuV/m	dBuV/m	dB	dBuV	dB/m	dB	dB	dB																																																																				
1 14178.00	48.44	88.20	-39.76	52.10	39.07	16.64	59.37	0.00	--- PEAK																																																																			
Limit	Read	Ant	Cable	Preamp	Aux	APos	TPos	Remark																																																																				
Freq	Level	Line	Margin	Level	Factor	Loss	Factor	Factor																																																																				
MHz	dBuV/m	dBuV/m	dB	dBuV	dB/m	dB	dB	dB																																																																				
1 14184.00	55.44	88.20	-32.76	59.09	39.08	16.65	59.38	0.00	--- Peak																																																																			



Mode	56																																																																																	
	Harmonic																																																																																	
	U-NII-8_6.875-7.125_802.11ax HE80_CH199_Full RU_6945MHz																																																																																	
ANT	CDD 3+4																																																																																	
Pol.	Horizontal	Vertical																																																																																
Peak Avg	<table border="1"> <thead> <tr> <th>Limit</th> <th>Read</th> <th>Ant</th> <th>Cable</th> <th>Preamp</th> <th>Aux</th> <th>APos</th> <th>TPos</th> <th>Remark</th> </tr> <tr> <th>Freq</th> <th>Level</th> <th>Line</th> <th>Margin</th> <th>Level</th> <th>Factor</th> <th>Loss</th> <th>Factor</th> <th>Factor</th> </tr> <tr> <th>MHz</th> <th>dBuV/m</th> <th>dBuV/m</th> <th>dB</th> <th>dBuV</th> <th>dB/m</th> <th>dB</th> <th>dB</th> <th>dB</th> </tr> </thead> <tbody> <tr> <td>1</td> <td>13890.00</td> <td>47.31</td> <td>88.20</td> <td>-40.89</td> <td>51.47</td> <td>38.80</td> <td>16.47</td> <td>59.43</td> <td>0.00</td> <td>---</td> <td>---</td> <td>PEAK</td> </tr> </tbody> </table>	Limit	Read	Ant	Cable	Preamp	Aux	APos	TPos	Remark	Freq	Level	Line	Margin	Level	Factor	Loss	Factor	Factor	MHz	dBuV/m	dBuV/m	dB	dBuV	dB/m	dB	dB	dB	1	13890.00	47.31	88.20	-40.89	51.47	38.80	16.47	59.43	0.00	---	---	PEAK	<table border="1"> <thead> <tr> <th>Limit</th> <th>Read</th> <th>Ant</th> <th>Cable</th> <th>Preamp</th> <th>Aux</th> <th>APos</th> <th>TPos</th> <th>Remark</th> </tr> <tr> <th>Freq</th> <th>Level</th> <th>Line</th> <th>Margin</th> <th>Level</th> <th>Factor</th> <th>Loss</th> <th>Factor</th> <th>Factor</th> </tr> <tr> <th>MHz</th> <th>dBuV/m</th> <th>dBuV/m</th> <th>dB</th> <th>dBuV</th> <th>dB/m</th> <th>dB</th> <th>dB</th> <th>dB</th> </tr> </thead> <tbody> <tr> <td>1</td> <td>13890.00</td> <td>47.91</td> <td>88.20</td> <td>-40.29</td> <td>52.07</td> <td>38.80</td> <td>16.47</td> <td>59.43</td> <td>0.00</td> <td>---</td> <td>---</td> <td>PEAK</td> </tr> </tbody> </table>	Limit	Read	Ant	Cable	Preamp	Aux	APos	TPos	Remark	Freq	Level	Line	Margin	Level	Factor	Loss	Factor	Factor	MHz	dBuV/m	dBuV/m	dB	dBuV	dB/m	dB	dB	dB	1	13890.00	47.91	88.20	-40.29	52.07	38.80	16.47	59.43	0.00	---	---	PEAK
	Limit	Read	Ant	Cable	Preamp	Aux	APos	TPos	Remark																																																																									
Freq	Level	Line	Margin	Level	Factor	Loss	Factor	Factor																																																																										
MHz	dBuV/m	dBuV/m	dB	dBuV	dB/m	dB	dB	dB																																																																										
1	13890.00	47.31	88.20	-40.89	51.47	38.80	16.47	59.43	0.00	---	---	PEAK																																																																						
Limit	Read	Ant	Cable	Preamp	Aux	APos	TPos	Remark																																																																										
Freq	Level	Line	Margin	Level	Factor	Loss	Factor	Factor																																																																										
MHz	dBuV/m	dBuV/m	dB	dBuV	dB/m	dB	dB	dB																																																																										
1	13890.00	47.91	88.20	-40.29	52.07	38.80	16.47	59.43	0.00	---	---	PEAK																																																																						



57																																												
Mode	Band Edge																																											
U-NII-8_6.875-7.125_802.11ax HE80_CH215_Full RU_7025MHz																																												
ANT	CDD 3+4																																											
Pol.	Horizontal																																											
Peak	Fundamental																																											
<table border="1"> <thead> <tr> <th>Limit</th> <th>Read</th> <th>Ant</th> <th>Cable</th> <th>Preamp</th> <th>Aux</th> <th>APos</th> <th>TPos</th> <th>Remark</th> </tr> <tr> <th>Freq</th> <th>Level</th> <th>Line</th> <th>Margin</th> <th>Level</th> <th>Factor</th> <th>Loss</th> <th>Factor</th> <th>Factor</th> </tr> <tr> <th>MHz</th> <th>dBuV/m</th> <th>dBuV/m</th> <th>dB</th> <th>dBuV</th> <th>dB/m</th> <th>dB</th> <th>dB</th> <th>cm</th> <th>deg</th> </tr> </thead> <tbody> <tr> <td>1</td> <td>7128.62</td> <td>63.89</td> <td>88.20</td> <td>-24.31</td> <td>49.39</td> <td>35.70</td> <td>11.59</td> <td>32.79</td> <td>0.00</td> <td>100</td> <td>232</td> <td>PEAK</td> </tr> </tbody> </table>		Limit	Read	Ant	Cable	Preamp	Aux	APos	TPos	Remark	Freq	Level	Line	Margin	Level	Factor	Loss	Factor	Factor	MHz	dBuV/m	dBuV/m	dB	dBuV	dB/m	dB	dB	cm	deg	1	7128.62	63.89	88.20	-24.31	49.39	35.70	11.59	32.79	0.00	100	232	PEAK		
Limit	Read	Ant	Cable	Preamp	Aux	APos	TPos	Remark																																				
Freq	Level	Line	Margin	Level	Factor	Loss	Factor	Factor																																				
MHz	dBuV/m	dBuV/m	dB	dBuV	dB/m	dB	dB	cm	deg																																			
1	7128.62	63.89	88.20	-24.31	49.39	35.70	11.59	32.79	0.00	100	232	PEAK																																
<table border="1"> <thead> <tr> <th>Limit</th> <th>Read</th> <th>Ant</th> <th>Cable</th> <th>Preamp</th> <th>Aux</th> <th>APos</th> <th>TPos</th> <th>Remark</th> </tr> <tr> <th>Freq</th> <th>Level</th> <th>Line</th> <th>Margin</th> <th>Level</th> <th>Factor</th> <th>Loss</th> <th>Factor</th> <th>Factor</th> </tr> <tr> <th>MHz</th> <th>dBuV/m</th> <th>dBuV/m</th> <th>dB</th> <th>dBuV</th> <th>dB/m</th> <th>dB</th> <th>dB</th> <th>cm</th> <th>deg</th> </tr> </thead> <tbody> <tr> <td>1</td> <td>7025.00</td> <td>100.06</td> <td>-</td> <td>-</td> <td>-</td> <td>-</td> <td>85.60</td> <td>35.68</td> <td>11.50</td> <td>32.72</td> <td>0.00</td> <td>100</td> <td>232</td> <td>PEAK</td> </tr> </tbody> </table>		Limit	Read	Ant	Cable	Preamp	Aux	APos	TPos	Remark	Freq	Level	Line	Margin	Level	Factor	Loss	Factor	Factor	MHz	dBuV/m	dBuV/m	dB	dBuV	dB/m	dB	dB	cm	deg	1	7025.00	100.06	-	-	-	-	85.60	35.68	11.50	32.72	0.00	100	232	PEAK
Limit	Read	Ant	Cable	Preamp	Aux	APos	TPos	Remark																																				
Freq	Level	Line	Margin	Level	Factor	Loss	Factor	Factor																																				
MHz	dBuV/m	dBuV/m	dB	dBuV	dB/m	dB	dB	cm	deg																																			
1	7025.00	100.06	-	-	-	-	85.60	35.68	11.50	32.72	0.00	100	232	PEAK																														
Avg	Horizontal																																											
<table border="1"> <thead> <tr> <th>Limit</th> <th>Read</th> <th>Ant</th> <th>Cable</th> <th>Preamp</th> <th>Aux</th> <th>APos</th> <th>TPos</th> <th>Remark</th> </tr> <tr> <th>Freq</th> <th>Level</th> <th>Line</th> <th>Margin</th> <th>Level</th> <th>Factor</th> <th>Loss</th> <th>Factor</th> <th>Factor</th> </tr> <tr> <th>MHz</th> <th>dBuV/m</th> <th>dBuV/m</th> <th>dB</th> <th>dBuV</th> <th>dB/m</th> <th>dB</th> <th>dB</th> <th>cm</th> <th>deg</th> </tr> </thead> <tbody> <tr> <td>1</td> <td>7127.30</td> <td>51.78</td> <td>68.20</td> <td>-16.42</td> <td>37.28</td> <td>35.70</td> <td>11.59</td> <td>32.79</td> <td>0.00</td> <td>100</td> <td>232</td> <td>AVERAGE</td> </tr> </tbody> </table>		Limit	Read	Ant	Cable	Preamp	Aux	APos	TPos	Remark	Freq	Level	Line	Margin	Level	Factor	Loss	Factor	Factor	MHz	dBuV/m	dBuV/m	dB	dBuV	dB/m	dB	dB	cm	deg	1	7127.30	51.78	68.20	-16.42	37.28	35.70	11.59	32.79	0.00	100	232	AVERAGE		
Limit	Read	Ant	Cable	Preamp	Aux	APos	TPos	Remark																																				
Freq	Level	Line	Margin	Level	Factor	Loss	Factor	Factor																																				
MHz	dBuV/m	dBuV/m	dB	dBuV	dB/m	dB	dB	cm	deg																																			
1	7127.30	51.78	68.20	-16.42	37.28	35.70	11.59	32.79	0.00	100	232	AVERAGE																																
<table border="1"> <thead> <tr> <th>Limit</th> <th>Read</th> <th>Ant</th> <th>Cable</th> <th>Preamp</th> <th>Aux</th> <th>APos</th> <th>TPos</th> <th>Remark</th> </tr> <tr> <th>Freq</th> <th>Level</th> <th>Line</th> <th>Margin</th> <th>Level</th> <th>Factor</th> <th>Loss</th> <th>Factor</th> <th>Factor</th> </tr> <tr> <th>MHz</th> <th>dBuV/m</th> <th>dBuV/m</th> <th>dB</th> <th>dBuV</th> <th>dB/m</th> <th>dB</th> <th>dB</th> <th>cm</th> <th>deg</th> </tr> </thead> <tbody> <tr> <td>1</td> <td>7025.00</td> <td>89.46</td> <td>-</td> <td>-</td> <td>-</td> <td>-</td> <td>75.04</td> <td>35.64</td> <td>11.51</td> <td>32.73</td> <td>0.00</td> <td>100</td> <td>232</td> <td>AVERAGE</td> </tr> </tbody> </table>		Limit	Read	Ant	Cable	Preamp	Aux	APos	TPos	Remark	Freq	Level	Line	Margin	Level	Factor	Loss	Factor	Factor	MHz	dBuV/m	dBuV/m	dB	dBuV	dB/m	dB	dB	cm	deg	1	7025.00	89.46	-	-	-	-	75.04	35.64	11.51	32.73	0.00	100	232	AVERAGE
Limit	Read	Ant	Cable	Preamp	Aux	APos	TPos	Remark																																				
Freq	Level	Line	Margin	Level	Factor	Loss	Factor	Factor																																				
MHz	dBuV/m	dBuV/m	dB	dBuV	dB/m	dB	dB	cm	deg																																			
1	7025.00	89.46	-	-	-	-	75.04	35.64	11.51	32.73	0.00	100	232	AVERAGE																														



		57																																																																																		
Mode	Band Edge																																																																																			
	U-NII-8_6.875-7.125_802.11ax HE80_CH215_Full RU_7025MHz																																																																																			
ANT	CDD 3+4																																																																																			
Pol.	Vertical	Fundamental																																																																																		
Peak	<p>Level (dBuV/m) vs Frequency (MHz) plot for Vertical polarization. The y-axis ranges from 0 to 130 dBuV/m, and the x-axis ranges from 7025 to 7245 MHz. A red horizontal line indicates the 'WIFI 6E PEAK' limit at approximately 90 dBuV/m. The blue trace shows the signal level, which is below the limit.</p> <table border="1"> <thead> <tr> <th>Limit</th> <th>Read</th> <th>Ant</th> <th>Cable</th> <th>Preamp</th> <th>Aux</th> <th>APos</th> <th>TPos</th> <th>Remark</th> </tr> <tr> <th>Freq</th> <th>Level</th> <th>Line</th> <th>Margin</th> <th>Level</th> <th>Factor</th> <th>Loss</th> <th>Factor</th> <th>Factor</th> </tr> <tr> <th>MHz</th> <th>dBuV/m</th> <th>dBuV/m</th> <th>dB</th> <th>dBuV</th> <th>dB/m</th> <th>dB</th> <th>dB</th> <th>cm</th> <th>deg</th> </tr> </thead> <tbody> <tr> <td>1</td> <td>7130.60</td> <td>64.29</td> <td>88.20</td> <td>-23.91</td> <td>49.79</td> <td>35.70</td> <td>11.59</td> <td>32.79</td> <td>0.00</td> <td>100</td> <td>244</td> <td>PEAK</td> </tr> </tbody> </table>	Limit	Read	Ant	Cable	Preamp	Aux	APos	TPos	Remark	Freq	Level	Line	Margin	Level	Factor	Loss	Factor	Factor	MHz	dBuV/m	dBuV/m	dB	dBuV	dB/m	dB	dB	cm	deg	1	7130.60	64.29	88.20	-23.91	49.79	35.70	11.59	32.79	0.00	100	244	PEAK	<p>Level (dBuV/m) vs Frequency (MHz) plot for Fundamental polarization. The y-axis ranges from 0 to 130 dBuV/m, and the x-axis ranges from 1000 to 10000 MHz. A red horizontal line indicates the 'WIFI 6E PEAK' limit at approximately 90 dBuV/m. The blue trace shows the signal level, which is below the limit.</p> <table border="1"> <thead> <tr> <th>Limit</th> <th>Read</th> <th>Ant</th> <th>Cable</th> <th>Preamp</th> <th>Aux</th> <th>APos</th> <th>TPos</th> <th>Remark</th> </tr> <tr> <th>Freq</th> <th>Level</th> <th>Line</th> <th>Margin</th> <th>Level</th> <th>Factor</th> <th>Loss</th> <th>Factor</th> <th>Factor</th> </tr> <tr> <th>MHz</th> <th>dBuV/m</th> <th>dBuV/m</th> <th>dB</th> <th>dBuV</th> <th>dB/m</th> <th>dB</th> <th>dB</th> <th>cm</th> <th>deg</th> </tr> </thead> <tbody> <tr> <td>1</td> <td>7025.00</td> <td>101.15</td> <td>-</td> <td>-</td> <td>86.75</td> <td>35.62</td> <td>11.52</td> <td>32.74</td> <td>0.00</td> <td>100</td> <td>244</td> <td>PEAK</td> </tr> </tbody> </table>	Limit	Read	Ant	Cable	Preamp	Aux	APos	TPos	Remark	Freq	Level	Line	Margin	Level	Factor	Loss	Factor	Factor	MHz	dBuV/m	dBuV/m	dB	dBuV	dB/m	dB	dB	cm	deg	1	7025.00	101.15	-	-	86.75	35.62	11.52	32.74	0.00	100	244	PEAK
	Limit	Read	Ant	Cable	Preamp	Aux	APos	TPos	Remark																																																																											
Freq	Level	Line	Margin	Level	Factor	Loss	Factor	Factor																																																																												
MHz	dBuV/m	dBuV/m	dB	dBuV	dB/m	dB	dB	cm	deg																																																																											
1	7130.60	64.29	88.20	-23.91	49.79	35.70	11.59	32.79	0.00	100	244	PEAK																																																																								
Limit	Read	Ant	Cable	Preamp	Aux	APos	TPos	Remark																																																																												
Freq	Level	Line	Margin	Level	Factor	Loss	Factor	Factor																																																																												
MHz	dBuV/m	dBuV/m	dB	dBuV	dB/m	dB	dB	cm	deg																																																																											
1	7025.00	101.15	-	-	86.75	35.62	11.52	32.74	0.00	100	244	PEAK																																																																								
Avg	<p>Level (dBuV/m) vs Frequency (MHz) plot for Vertical polarization. The y-axis ranges from 0 to 130 dBuV/m, and the x-axis ranges from 7025 to 7245 MHz. A red horizontal line indicates the 'WIFI 6E(AVG)' limit at approximately 65 dBuV/m. The blue trace shows the average signal level, which is below the limit.</p> <table border="1"> <thead> <tr> <th>Limit</th> <th>Read</th> <th>Ant</th> <th>Cable</th> <th>Preamp</th> <th>Aux</th> <th>APos</th> <th>TPos</th> <th>Remark</th> </tr> <tr> <th>Freq</th> <th>Level</th> <th>Line</th> <th>Margin</th> <th>Level</th> <th>Factor</th> <th>Loss</th> <th>Factor</th> <th>Factor</th> </tr> <tr> <th>MHz</th> <th>dBuV/m</th> <th>dBuV/m</th> <th>dB</th> <th>dBuV</th> <th>dB/m</th> <th>dB</th> <th>dB</th> <th>cm</th> <th>deg</th> </tr> </thead> <tbody> <tr> <td>1</td> <td>7129.06</td> <td>52.81</td> <td>68.20</td> <td>-15.39</td> <td>38.31</td> <td>35.70</td> <td>11.59</td> <td>32.79</td> <td>0.00</td> <td>100</td> <td>244</td> <td>AVERAGE</td> </tr> </tbody> </table>	Limit	Read	Ant	Cable	Preamp	Aux	APos	TPos	Remark	Freq	Level	Line	Margin	Level	Factor	Loss	Factor	Factor	MHz	dBuV/m	dBuV/m	dB	dBuV	dB/m	dB	dB	cm	deg	1	7129.06	52.81	68.20	-15.39	38.31	35.70	11.59	32.79	0.00	100	244	AVERAGE	<p>Level (dBuV/m) vs Frequency (MHz) plot for Fundamental polarization. The y-axis ranges from 0 to 130 dBuV/m, and the x-axis ranges from 1000 to 10000 MHz. A red horizontal line indicates the 'WIFI 6E(AVG)' limit at approximately 65 dBuV/m. The blue trace shows the average signal level, which is below the limit.</p> <table border="1"> <thead> <tr> <th>Limit</th> <th>Read</th> <th>Ant</th> <th>Cable</th> <th>Preamp</th> <th>Aux</th> <th>APos</th> <th>TPos</th> <th>Remark</th> </tr> <tr> <th>Freq</th> <th>Level</th> <th>Line</th> <th>Margin</th> <th>Level</th> <th>Factor</th> <th>Loss</th> <th>Factor</th> <th>Factor</th> </tr> <tr> <th>MHz</th> <th>dBuV/m</th> <th>dBuV/m</th> <th>dB</th> <th>dBuV</th> <th>dB/m</th> <th>dB</th> <th>dB</th> <th>cm</th> <th>deg</th> </tr> </thead> <tbody> <tr> <td>1</td> <td>7025.00</td> <td>90.47</td> <td>-</td> <td>-</td> <td>76.01</td> <td>35.68</td> <td>11.50</td> <td>32.72</td> <td>0.00</td> <td>100</td> <td>244</td> <td>AVERAGE</td> </tr> </tbody> </table>	Limit	Read	Ant	Cable	Preamp	Aux	APos	TPos	Remark	Freq	Level	Line	Margin	Level	Factor	Loss	Factor	Factor	MHz	dBuV/m	dBuV/m	dB	dBuV	dB/m	dB	dB	cm	deg	1	7025.00	90.47	-	-	76.01	35.68	11.50	32.72	0.00	100	244	AVERAGE
	Limit	Read	Ant	Cable	Preamp	Aux	APos	TPos	Remark																																																																											
Freq	Level	Line	Margin	Level	Factor	Loss	Factor	Factor																																																																												
MHz	dBuV/m	dBuV/m	dB	dBuV	dB/m	dB	dB	cm	deg																																																																											
1	7129.06	52.81	68.20	-15.39	38.31	35.70	11.59	32.79	0.00	100	244	AVERAGE																																																																								
Limit	Read	Ant	Cable	Preamp	Aux	APos	TPos	Remark																																																																												
Freq	Level	Line	Margin	Level	Factor	Loss	Factor	Factor																																																																												
MHz	dBuV/m	dBuV/m	dB	dBuV	dB/m	dB	dB	cm	deg																																																																											
1	7025.00	90.47	-	-	76.01	35.68	11.50	32.72	0.00	100	244	AVERAGE																																																																								

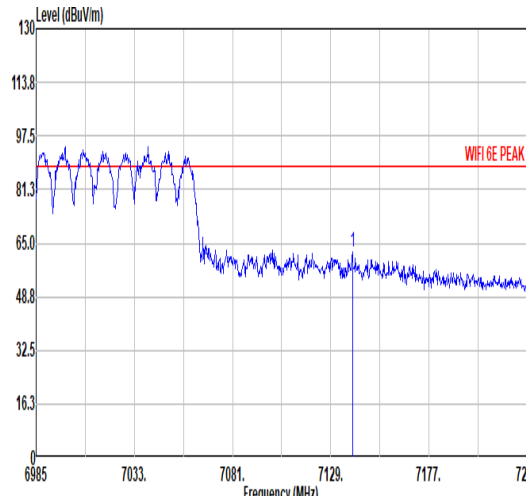
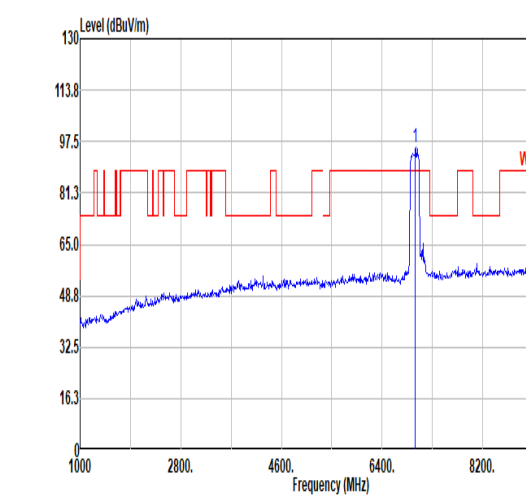
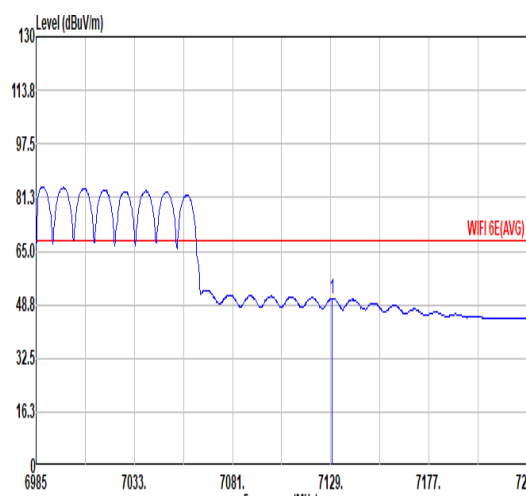
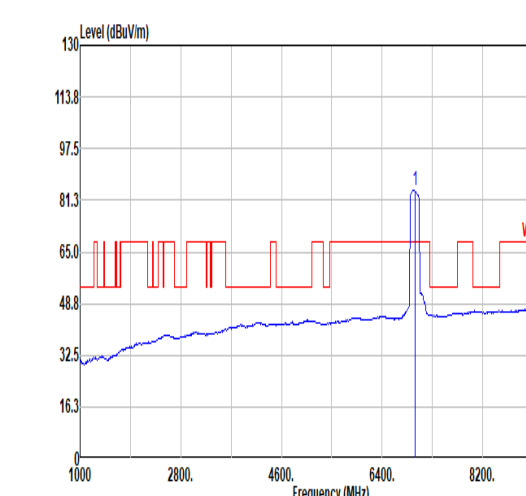


Mode	57																																																																														
	Harmonic																																																																														
	U-NII-8_6.875-7.125_802.11ax HE80_CH215_Full RU_7025MHz																																																																														
ANT	CDD 3+4																																																																														
Pol.	Horizontal	Vertical																																																																													
Peak Avg																																																																															
	<table border="1"> <thead> <tr> <th>Limit</th> <th>Read</th> <th>Ant</th> <th>Cable</th> <th>Preamp</th> <th>Aux</th> <th>APos</th> <th>TPos</th> <th>Remark</th> </tr> <tr> <th>Freq</th> <th>Level</th> <th>Line</th> <th>Margin</th> <th>Level</th> <th>Factor</th> <th>Loss</th> <th>Factor</th> <th>Factor</th> </tr> <tr> <th>MHz</th> <th>dBuV/m</th> <th>dBuV/m</th> <th>dB</th> <th>dBuV</th> <th>dB/m</th> <th>dB</th> <th>dB</th> <th>dB</th> </tr> </thead> <tbody> <tr> <td>1 14950.00</td> <td>47.79</td> <td>88.20</td> <td>-40.41</td> <td>51.57</td> <td>38.90</td> <td>16.55</td> <td>59.23</td> <td>0.00</td> <td>---</td> <td>---</td> <td>PEAK</td> </tr> </tbody> </table>	Limit	Read	Ant	Cable	Preamp	Aux	APos	TPos	Remark	Freq	Level	Line	Margin	Level	Factor	Loss	Factor	Factor	MHz	dBuV/m	dBuV/m	dB	dBuV	dB/m	dB	dB	dB	1 14950.00	47.79	88.20	-40.41	51.57	38.90	16.55	59.23	0.00	---	---	PEAK	<table border="1"> <thead> <tr> <th>Limit</th> <th>Read</th> <th>Ant</th> <th>Cable</th> <th>Preamp</th> <th>Aux</th> <th>APos</th> <th>TPos</th> <th>Remark</th> </tr> <tr> <th>Freq</th> <th>Level</th> <th>Line</th> <th>Margin</th> <th>Level</th> <th>Factor</th> <th>Loss</th> <th>Factor</th> <th>Factor</th> </tr> <tr> <th>MHz</th> <th>dBuV/m</th> <th>dBuV/m</th> <th>dB</th> <th>dBuV</th> <th>dB/m</th> <th>dB</th> <th>dB</th> <th>dB</th> </tr> </thead> <tbody> <tr> <td>1 14950.00</td> <td>48.14</td> <td>88.20</td> <td>-40.06</td> <td>51.92</td> <td>38.90</td> <td>16.55</td> <td>59.23</td> <td>0.00</td> <td>---</td> <td>---</td> <td>PEAK</td> </tr> </tbody> </table>	Limit	Read	Ant	Cable	Preamp	Aux	APos	TPos	Remark	Freq	Level	Line	Margin	Level	Factor	Loss	Factor	Factor	MHz	dBuV/m	dBuV/m	dB	dBuV	dB/m	dB	dB	dB	1 14950.00	48.14	88.20	-40.06	51.92	38.90	16.55	59.23	0.00	---	---
Limit	Read	Ant	Cable	Preamp	Aux	APos	TPos	Remark																																																																							
Freq	Level	Line	Margin	Level	Factor	Loss	Factor	Factor																																																																							
MHz	dBuV/m	dBuV/m	dB	dBuV	dB/m	dB	dB	dB																																																																							
1 14950.00	47.79	88.20	-40.41	51.57	38.90	16.55	59.23	0.00	---	---	PEAK																																																																				
Limit	Read	Ant	Cable	Preamp	Aux	APos	TPos	Remark																																																																							
Freq	Level	Line	Margin	Level	Factor	Loss	Factor	Factor																																																																							
MHz	dBuV/m	dBuV/m	dB	dBuV	dB/m	dB	dB	dB																																																																							
1 14950.00	48.14	88.20	-40.06	51.92	38.90	16.55	59.23	0.00	---	---	PEAK																																																																				



	58																																																																													
Mode	Band Edge																																																																													
	U-NII-8_6.875-7.125_802.11ax HE160_CH207_Full RU_6985MHz																																																																													
ANT	CDD 3+4																																																																													
Pol.	Horizontal	Fundamental																																																																												
Peak	<table border="1"> <thead> <tr> <th>Limit</th> <th>Read</th> <th>Ant</th> <th>Cable</th> <th>Preamp</th> <th>Aux</th> <th>APos</th> <th>TPos</th> <th>Remark</th> </tr> <tr> <th>Freq</th> <th>Level</th> <th>Line</th> <th>Margin</th> <th>Level</th> <th>Factor</th> <th>Loss</th> <th>Factor</th> <th>Factor</th> </tr> <tr> <th>MHz</th> <th>dBuV/m</th> <th>dBuV/m</th> <th>dB</th> <th>dBuV</th> <th>dB/m</th> <th>dB</th> <th>dB</th> <th>cm</th> <th>deg</th> </tr> </thead> <tbody> <tr> <td>1 7131.40</td> <td>60.61</td> <td>88.20</td> <td>-27.59</td> <td>46.11</td> <td>35.70</td> <td>11.59</td> <td>32.79</td> <td>0.00</td> <td>311 322 PEAK</td> </tr> </tbody> </table>	Limit	Read	Ant	Cable	Preamp	Aux	APos	TPos	Remark	Freq	Level	Line	Margin	Level	Factor	Loss	Factor	Factor	MHz	dBuV/m	dBuV/m	dB	dBuV	dB/m	dB	dB	cm	deg	1 7131.40	60.61	88.20	-27.59	46.11	35.70	11.59	32.79	0.00	311 322 PEAK	<table border="1"> <thead> <tr> <th>Limit</th> <th>Read</th> <th>Ant</th> <th>Cable</th> <th>Preamp</th> <th>Aux</th> <th>APos</th> <th>TPos</th> <th>Remark</th> </tr> <tr> <th>Freq</th> <th>Level</th> <th>Line</th> <th>Margin</th> <th>Level</th> <th>Factor</th> <th>Loss</th> <th>Factor</th> <th>Factor</th> </tr> <tr> <th>MHz</th> <th>dBuV/m</th> <th>dBuV/m</th> <th>dB</th> <th>dBuV</th> <th>dB/m</th> <th>dB</th> <th>dB</th> <th>cm</th> <th>deg</th> </tr> </thead> <tbody> <tr> <td>1 6985.00</td> <td>95.10</td> <td>-----</td> <td>-----</td> <td>80.65</td> <td>35.70</td> <td>11.45</td> <td>32.70</td> <td>0.00</td> <td>311 322 PEAK</td> </tr> </tbody> </table>	Limit	Read	Ant	Cable	Preamp	Aux	APos	TPos	Remark	Freq	Level	Line	Margin	Level	Factor	Loss	Factor	Factor	MHz	dBuV/m	dBuV/m	dB	dBuV	dB/m	dB	dB	cm	deg	1 6985.00	95.10	-----	-----	80.65	35.70	11.45	32.70	0.00	311 322 PEAK
Limit	Read	Ant	Cable	Preamp	Aux	APos	TPos	Remark																																																																						
Freq	Level	Line	Margin	Level	Factor	Loss	Factor	Factor																																																																						
MHz	dBuV/m	dBuV/m	dB	dBuV	dB/m	dB	dB	cm	deg																																																																					
1 7131.40	60.61	88.20	-27.59	46.11	35.70	11.59	32.79	0.00	311 322 PEAK																																																																					
Limit	Read	Ant	Cable	Preamp	Aux	APos	TPos	Remark																																																																						
Freq	Level	Line	Margin	Level	Factor	Loss	Factor	Factor																																																																						
MHz	dBuV/m	dBuV/m	dB	dBuV	dB/m	dB	dB	cm	deg																																																																					
1 6985.00	95.10	-----	-----	80.65	35.70	11.45	32.70	0.00	311 322 PEAK																																																																					
Avg	<table border="1"> <thead> <tr> <th>Limit</th> <th>Read</th> <th>Ant</th> <th>Cable</th> <th>Preamp</th> <th>Aux</th> <th>APos</th> <th>TPos</th> <th>Remark</th> </tr> <tr> <th>Freq</th> <th>Level</th> <th>Line</th> <th>Margin</th> <th>Level</th> <th>Factor</th> <th>Loss</th> <th>Factor</th> <th>Factor</th> </tr> <tr> <th>MHz</th> <th>dBuV/m</th> <th>dBuV/m</th> <th>dB</th> <th>dBuV</th> <th>dB/m</th> <th>dB</th> <th>dB</th> <th>cm</th> <th>deg</th> </tr> </thead> <tbody> <tr> <td>1 7129.00</td> <td>49.83</td> <td>68.20</td> <td>-18.37</td> <td>35.33</td> <td>35.70</td> <td>11.59</td> <td>32.79</td> <td>0.00</td> <td>311 322 AVERAGE</td> </tr> </tbody> </table>	Limit	Read	Ant	Cable	Preamp	Aux	APos	TPos	Remark	Freq	Level	Line	Margin	Level	Factor	Loss	Factor	Factor	MHz	dBuV/m	dBuV/m	dB	dBuV	dB/m	dB	dB	cm	deg	1 7129.00	49.83	68.20	-18.37	35.33	35.70	11.59	32.79	0.00	311 322 AVERAGE	<table border="1"> <thead> <tr> <th>Limit</th> <th>Read</th> <th>Ant</th> <th>Cable</th> <th>Preamp</th> <th>Aux</th> <th>APos</th> <th>TPos</th> <th>Remark</th> </tr> <tr> <th>Freq</th> <th>Level</th> <th>Line</th> <th>Margin</th> <th>Level</th> <th>Factor</th> <th>Loss</th> <th>Factor</th> <th>Factor</th> </tr> <tr> <th>MHz</th> <th>dBuV/m</th> <th>dBuV/m</th> <th>dB</th> <th>dBuV</th> <th>dB/m</th> <th>dB</th> <th>dB</th> <th>cm</th> <th>deg</th> </tr> </thead> <tbody> <tr> <td>1 6985.00</td> <td>84.27</td> <td>-----</td> <td>-----</td> <td>69.82</td> <td>35.70</td> <td>11.45</td> <td>32.70</td> <td>0.00</td> <td>311 322 AVERAGE</td> </tr> </tbody> </table>	Limit	Read	Ant	Cable	Preamp	Aux	APos	TPos	Remark	Freq	Level	Line	Margin	Level	Factor	Loss	Factor	Factor	MHz	dBuV/m	dBuV/m	dB	dBuV	dB/m	dB	dB	cm	deg	1 6985.00	84.27	-----	-----	69.82	35.70	11.45	32.70	0.00	311 322 AVERAGE
Limit	Read	Ant	Cable	Preamp	Aux	APos	TPos	Remark																																																																						
Freq	Level	Line	Margin	Level	Factor	Loss	Factor	Factor																																																																						
MHz	dBuV/m	dBuV/m	dB	dBuV	dB/m	dB	dB	cm	deg																																																																					
1 7129.00	49.83	68.20	-18.37	35.33	35.70	11.59	32.79	0.00	311 322 AVERAGE																																																																					
Limit	Read	Ant	Cable	Preamp	Aux	APos	TPos	Remark																																																																						
Freq	Level	Line	Margin	Level	Factor	Loss	Factor	Factor																																																																						
MHz	dBuV/m	dBuV/m	dB	dBuV	dB/m	dB	dB	cm	deg																																																																					
1 6985.00	84.27	-----	-----	69.82	35.70	11.45	32.70	0.00	311 322 AVERAGE																																																																					



	58																																																																															
Mode	Band Edge																																																																															
	U-NII-8_6.875-7.125_802.11ax HE160_CH207_Full RU_6985MHz																																																																															
ANT	CDD 3+4																																																																															
Pol.	Vertical	Fundamental																																																																														
Peak	 <p>Level (dBuV/m) vs Frequency (MHz) plot for Vertical polarization. The plot shows a signal level around 81.3 dBuV/m up to 7033 MHz, then drops to approximately 48.8 dBuV/m. A red horizontal line indicates the 'WIFI 6E PEAK' limit at 81.3 dBuV/m. A peak is observed at 7129 MHz.</p> <table border="1"> <thead> <tr> <th>Limit</th> <th>Read</th> <th>Ant</th> <th>Cable</th> <th>Preamp</th> <th>Aux</th> <th>APos</th> <th>TPos</th> <th>Remark</th> </tr> <tr> <th>Freq</th> <th>Level</th> <th>Line</th> <th>Margin</th> <th>Level</th> <th>Factor</th> <th>Loss</th> <th>Factor</th> <th></th> </tr> <tr> <th>MHz</th> <th>dBuV/m</th> <th>dBuV/m</th> <th>dB</th> <th>dBuV</th> <th>dB/m</th> <th>dB</th> <th>dB</th> <th>cm</th> <th>deg</th> </tr> </thead> <tbody> <tr> <td>1 7139.56</td> <td>62.34</td> <td>88.20</td> <td>-25.86</td> <td>47.84</td> <td>35.70</td> <td>11.60</td> <td>32.80</td> <td>0.00</td> <td>100</td> <td>239 PEAK</td> </tr> </tbody> </table>	Limit	Read	Ant	Cable	Preamp	Aux	APos	TPos	Remark	Freq	Level	Line	Margin	Level	Factor	Loss	Factor		MHz	dBuV/m	dBuV/m	dB	dBuV	dB/m	dB	dB	cm	deg	1 7139.56	62.34	88.20	-25.86	47.84	35.70	11.60	32.80	0.00	100	239 PEAK	 <p>Level (dBuV/m) vs Frequency (MHz) plot for Fundamental polarization. The plot shows a signal level around 81.3 dBuV/m up to 6400 MHz, then drops to approximately 48.8 dBuV/m. A red horizontal line indicates the 'WIFI 6E PEAK' limit at 81.3 dBuV/m. A peak is observed at 6985 MHz.</p> <table border="1"> <thead> <tr> <th>Limit</th> <th>Read</th> <th>Ant</th> <th>Cable</th> <th>Preamp</th> <th>Aux</th> <th>APos</th> <th>TPos</th> <th>Remark</th> </tr> <tr> <th>Freq</th> <th>Level</th> <th>Line</th> <th>Margin</th> <th>Level</th> <th>Factor</th> <th>Loss</th> <th>Factor</th> <th></th> </tr> <tr> <th>MHz</th> <th>dBuV/m</th> <th>dBuV/m</th> <th>dB</th> <th>dBuV</th> <th>dB/m</th> <th>dB</th> <th>dB</th> <th>cm</th> <th>deg</th> </tr> </thead> <tbody> <tr> <td>1 6985.00</td> <td>95.48</td> <td>-----</td> <td>-----</td> <td>81.02</td> <td>35.68</td> <td>11.50</td> <td>32.72</td> <td>0.00</td> <td>100</td> <td>239 PEAK</td> </tr> </tbody> </table>	Limit	Read	Ant	Cable	Preamp	Aux	APos	TPos	Remark	Freq	Level	Line	Margin	Level	Factor	Loss	Factor		MHz	dBuV/m	dBuV/m	dB	dBuV	dB/m	dB	dB	cm	deg	1 6985.00	95.48	-----	-----	81.02	35.68	11.50	32.72	0.00	100	239 PEAK
Limit	Read	Ant	Cable	Preamp	Aux	APos	TPos	Remark																																																																								
Freq	Level	Line	Margin	Level	Factor	Loss	Factor																																																																									
MHz	dBuV/m	dBuV/m	dB	dBuV	dB/m	dB	dB	cm	deg																																																																							
1 7139.56	62.34	88.20	-25.86	47.84	35.70	11.60	32.80	0.00	100	239 PEAK																																																																						
Limit	Read	Ant	Cable	Preamp	Aux	APos	TPos	Remark																																																																								
Freq	Level	Line	Margin	Level	Factor	Loss	Factor																																																																									
MHz	dBuV/m	dBuV/m	dB	dBuV	dB/m	dB	dB	cm	deg																																																																							
1 6985.00	95.48	-----	-----	81.02	35.68	11.50	32.72	0.00	100	239 PEAK																																																																						
Avg	 <p>Level (dBuV/m) vs Frequency (MHz) plot for Vertical polarization, Average mode. The plot shows a signal level around 81.3 dBuV/m up to 7033 MHz, then drops to approximately 48.8 dBuV/m. A red horizontal line indicates the 'WIFI 6E(AVG)' limit at 81.3 dBuV/m. A peak is observed at 7129 MHz.</p> <table border="1"> <thead> <tr> <th>Limit</th> <th>Read</th> <th>Ant</th> <th>Cable</th> <th>Preamp</th> <th>Aux</th> <th>APos</th> <th>TPos</th> <th>Remark</th> </tr> <tr> <th>Freq</th> <th>Level</th> <th>Line</th> <th>Margin</th> <th>Level</th> <th>Factor</th> <th>Loss</th> <th>Factor</th> <th></th> </tr> <tr> <th>MHz</th> <th>dBuV/m</th> <th>dBuV/m</th> <th>dB</th> <th>dBuV</th> <th>dB/m</th> <th>dB</th> <th>dB</th> <th>cm</th> <th>deg</th> </tr> </thead> <tbody> <tr> <td>1 7129.48</td> <td>50.70</td> <td>68.20</td> <td>-17.50</td> <td>36.20</td> <td>35.70</td> <td>11.59</td> <td>32.79</td> <td>0.00</td> <td>100</td> <td>239 AVERAGE</td> </tr> </tbody> </table>	Limit	Read	Ant	Cable	Preamp	Aux	APos	TPos	Remark	Freq	Level	Line	Margin	Level	Factor	Loss	Factor		MHz	dBuV/m	dBuV/m	dB	dBuV	dB/m	dB	dB	cm	deg	1 7129.48	50.70	68.20	-17.50	36.20	35.70	11.59	32.79	0.00	100	239 AVERAGE	 <p>Level (dBuV/m) vs Frequency (MHz) plot for Fundamental polarization, Average mode. The plot shows a signal level around 81.3 dBuV/m up to 6400 MHz, then drops to approximately 48.8 dBuV/m. A red horizontal line indicates the 'WIFI 6E(AVG)' limit at 81.3 dBuV/m. A peak is observed at 6985 MHz.</p> <table border="1"> <thead> <tr> <th>Limit</th> <th>Read</th> <th>Ant</th> <th>Cable</th> <th>Preamp</th> <th>Aux</th> <th>APos</th> <th>TPos</th> <th>Remark</th> </tr> <tr> <th>Freq</th> <th>Level</th> <th>Line</th> <th>Margin</th> <th>Level</th> <th>Factor</th> <th>Loss</th> <th>Factor</th> <th></th> </tr> <tr> <th>MHz</th> <th>dBuV/m</th> <th>dBuV/m</th> <th>dB</th> <th>dBuV</th> <th>dB/m</th> <th>dB</th> <th>dB</th> <th>cm</th> <th>deg</th> </tr> </thead> <tbody> <tr> <td>1 6985.00</td> <td>84.51</td> <td>-----</td> <td>-----</td> <td>70.05</td> <td>35.70</td> <td>11.46</td> <td>32.70</td> <td>0.00</td> <td>100</td> <td>239 AVERAGE</td> </tr> </tbody> </table>	Limit	Read	Ant	Cable	Preamp	Aux	APos	TPos	Remark	Freq	Level	Line	Margin	Level	Factor	Loss	Factor		MHz	dBuV/m	dBuV/m	dB	dBuV	dB/m	dB	dB	cm	deg	1 6985.00	84.51	-----	-----	70.05	35.70	11.46	32.70	0.00	100	239 AVERAGE
Limit	Read	Ant	Cable	Preamp	Aux	APos	TPos	Remark																																																																								
Freq	Level	Line	Margin	Level	Factor	Loss	Factor																																																																									
MHz	dBuV/m	dBuV/m	dB	dBuV	dB/m	dB	dB	cm	deg																																																																							
1 7129.48	50.70	68.20	-17.50	36.20	35.70	11.59	32.79	0.00	100	239 AVERAGE																																																																						
Limit	Read	Ant	Cable	Preamp	Aux	APos	TPos	Remark																																																																								
Freq	Level	Line	Margin	Level	Factor	Loss	Factor																																																																									
MHz	dBuV/m	dBuV/m	dB	dBuV	dB/m	dB	dB	cm	deg																																																																							
1 6985.00	84.51	-----	-----	70.05	35.70	11.46	32.70	0.00	100	239 AVERAGE																																																																						

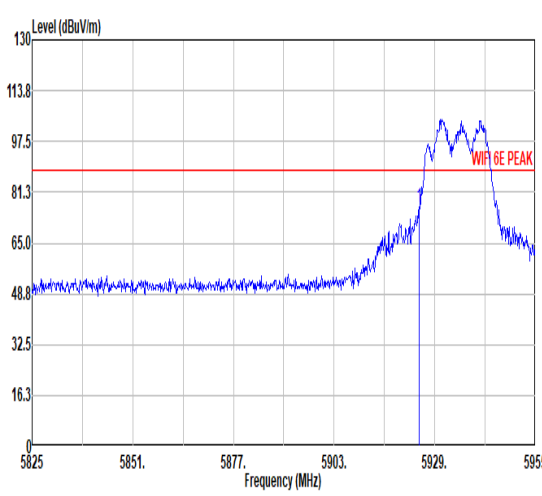
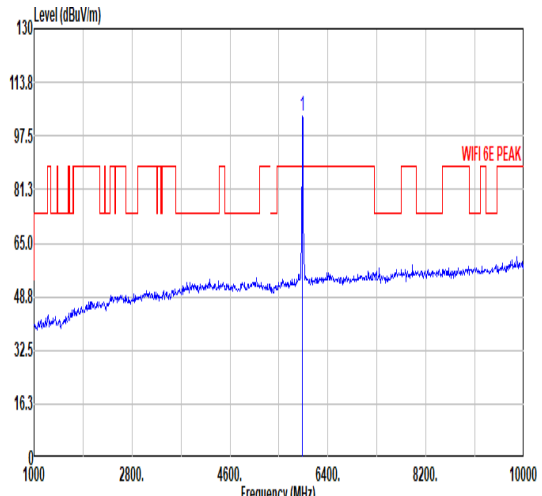
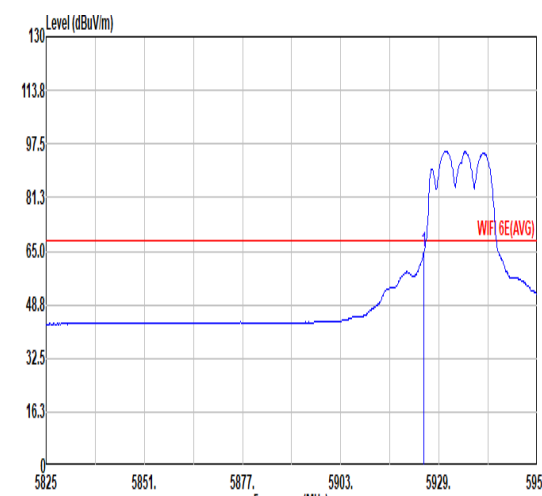
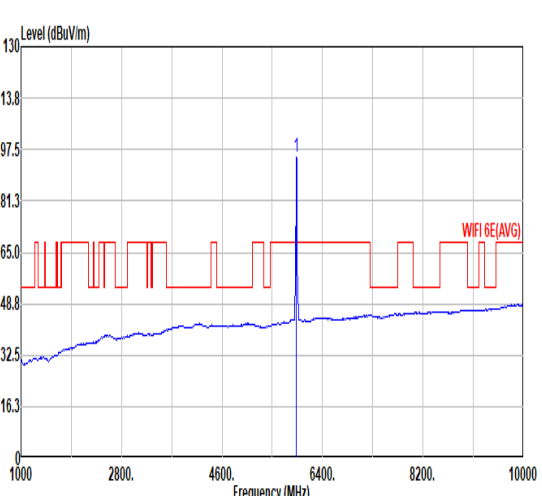


Mode	58																																																																															
	Harmonic																																																																															
	U-NII-8_6.875-7.125_802.11ax HE160_CH207_Full RU_6985MHz																																																																															
ANT	CDD 3+4																																																																															
Pol.	Horizontal	Vertical																																																																														
Peak Avg	<table border="1"> <thead> <tr> <th>Limit</th> <th>Read</th> <th>Ant</th> <th>Cable</th> <th>Preamp</th> <th>Aux</th> <th>APos</th> <th>TPos</th> <th>Remark</th> </tr> <tr> <th>Freq</th> <th>Level</th> <th>Line</th> <th>Margin</th> <th>Level</th> <th>Factor</th> <th>Loss</th> <th>Factor</th> <th>Factor</th> </tr> <tr> <th>MHz</th> <th>dBuV/m</th> <th>dBuV/m</th> <th>dB</th> <th>dBuV</th> <th>dB/m</th> <th>dB</th> <th>dB</th> <th>dB</th> </tr> </thead> <tbody> <tr> <td>1 13970.00</td> <td>48.37</td> <td>88.20</td> <td>-39.83</td> <td>52.32</td> <td>38.80</td> <td>16.50</td> <td>59.25</td> <td>0.00</td> <td>---</td> <td>---</td> <td>PEAK</td> </tr> </tbody> </table>	Limit	Read	Ant	Cable	Preamp	Aux	APos	TPos	Remark	Freq	Level	Line	Margin	Level	Factor	Loss	Factor	Factor	MHz	dBuV/m	dBuV/m	dB	dBuV	dB/m	dB	dB	dB	1 13970.00	48.37	88.20	-39.83	52.32	38.80	16.50	59.25	0.00	---	---	PEAK	<table border="1"> <thead> <tr> <th>Limit</th> <th>Read</th> <th>Ant</th> <th>Cable</th> <th>Preamp</th> <th>Aux</th> <th>APos</th> <th>TPos</th> <th>Remark</th> </tr> <tr> <th>Freq</th> <th>Level</th> <th>Line</th> <th>Margin</th> <th>Level</th> <th>Factor</th> <th>Loss</th> <th>Factor</th> <th>Factor</th> </tr> <tr> <th>MHz</th> <th>dBuV/m</th> <th>dBuV/m</th> <th>dB</th> <th>dBuV</th> <th>dB/m</th> <th>dB</th> <th>dB</th> <th>dB</th> </tr> </thead> <tbody> <tr> <td>1 13970.00</td> <td>47.87</td> <td>88.20</td> <td>-40.33</td> <td>51.82</td> <td>38.80</td> <td>16.50</td> <td>59.25</td> <td>0.00</td> <td>---</td> <td>---</td> <td>PEAK</td> </tr> </tbody> </table>	Limit	Read	Ant	Cable	Preamp	Aux	APos	TPos	Remark	Freq	Level	Line	Margin	Level	Factor	Loss	Factor	Factor	MHz	dBuV/m	dBuV/m	dB	dBuV	dB/m	dB	dB	dB	1 13970.00	47.87	88.20	-40.33	51.82	38.80	16.50	59.25	0.00	---	---	PEAK
Limit	Read	Ant	Cable	Preamp	Aux	APos	TPos	Remark																																																																								
Freq	Level	Line	Margin	Level	Factor	Loss	Factor	Factor																																																																								
MHz	dBuV/m	dBuV/m	dB	dBuV	dB/m	dB	dB	dB																																																																								
1 13970.00	48.37	88.20	-39.83	52.32	38.80	16.50	59.25	0.00	---	---	PEAK																																																																					
Limit	Read	Ant	Cable	Preamp	Aux	APos	TPos	Remark																																																																								
Freq	Level	Line	Margin	Level	Factor	Loss	Factor	Factor																																																																								
MHz	dBuV/m	dBuV/m	dB	dBuV	dB/m	dB	dB	dB																																																																								
1 13970.00	47.87	88.20	-40.33	51.82	38.80	16.50	59.25	0.00	---	---	PEAK																																																																					

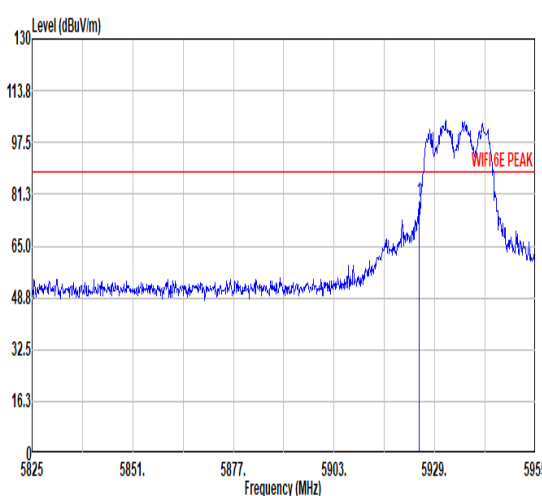
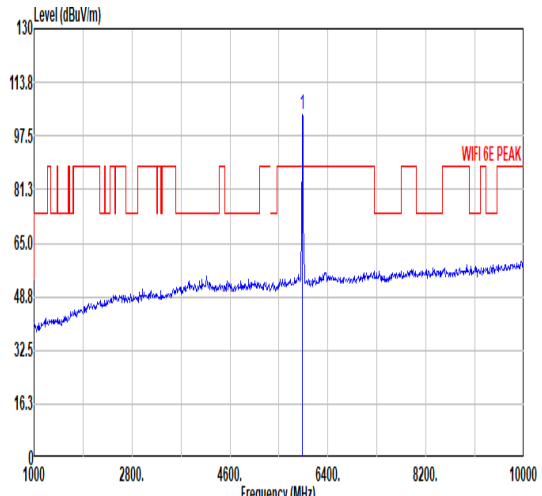
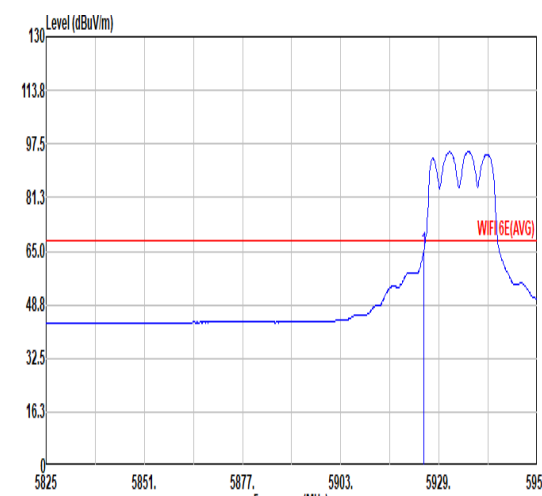
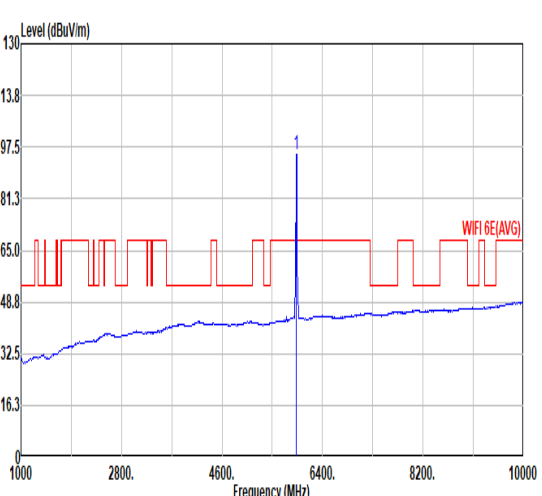


Mode	59																																																																																	
	Harmonic																																																																																	
	U-NII-8_6.875-7.125_802.11ax HE40_CH187_Full RU_6885MHz																																																																																	
ANT	CDD 3+4																																																																																	
Pol.	Horizontal	Vertical																																																																																
Peak Avg	<table border="1"> <thead> <tr> <th>Limit</th> <th>Read</th> <th>Ant</th> <th>Cable</th> <th>Preamp</th> <th>Aux</th> <th>APos</th> <th>TPos</th> <th>Remark</th> </tr> <tr> <th>Freq</th> <th>Level</th> <th>Line</th> <th>Margin</th> <th>Level</th> <th>Factor</th> <th>Loss</th> <th>Factor</th> <th>Factor</th> </tr> <tr> <th>MHz</th> <th>dBuV/m</th> <th>dBuV/m</th> <th>dB</th> <th>dBuV</th> <th>dB/m</th> <th>dB</th> <th>dB</th> <th>dB</th> </tr> </thead> <tbody> <tr> <td>1</td> <td>13778.00</td> <td>47.04</td> <td>88.20</td> <td>-41.16</td> <td>51.57</td> <td>38.77</td> <td>16.41</td> <td>59.71</td> <td>0.00</td> <td>---</td> <td>---</td> <td>PEAK</td> </tr> </tbody> </table>	Limit	Read	Ant	Cable	Preamp	Aux	APos	TPos	Remark	Freq	Level	Line	Margin	Level	Factor	Loss	Factor	Factor	MHz	dBuV/m	dBuV/m	dB	dBuV	dB/m	dB	dB	dB	1	13778.00	47.04	88.20	-41.16	51.57	38.77	16.41	59.71	0.00	---	---	PEAK	<table border="1"> <thead> <tr> <th>Limit</th> <th>Read</th> <th>Ant</th> <th>Cable</th> <th>Preamp</th> <th>Aux</th> <th>APos</th> <th>TPos</th> <th>Remark</th> </tr> <tr> <th>Freq</th> <th>Level</th> <th>Line</th> <th>Margin</th> <th>Level</th> <th>Factor</th> <th>Loss</th> <th>Factor</th> <th>Factor</th> </tr> <tr> <th>MHz</th> <th>dBuV/m</th> <th>dBuV/m</th> <th>dB</th> <th>dBuV</th> <th>dB/m</th> <th>dB</th> <th>dB</th> <th>dB</th> </tr> </thead> <tbody> <tr> <td>1</td> <td>13778.00</td> <td>47.03</td> <td>88.20</td> <td>-41.17</td> <td>51.56</td> <td>38.77</td> <td>16.41</td> <td>59.71</td> <td>0.00</td> <td>---</td> <td>---</td> <td>PEAK</td> </tr> </tbody> </table>	Limit	Read	Ant	Cable	Preamp	Aux	APos	TPos	Remark	Freq	Level	Line	Margin	Level	Factor	Loss	Factor	Factor	MHz	dBuV/m	dBuV/m	dB	dBuV	dB/m	dB	dB	dB	1	13778.00	47.03	88.20	-41.17	51.56	38.77	16.41	59.71	0.00	---	---	PEAK
	Limit	Read	Ant	Cable	Preamp	Aux	APos	TPos	Remark																																																																									
Freq	Level	Line	Margin	Level	Factor	Loss	Factor	Factor																																																																										
MHz	dBuV/m	dBuV/m	dB	dBuV	dB/m	dB	dB	dB																																																																										
1	13778.00	47.04	88.20	-41.16	51.57	38.77	16.41	59.71	0.00	---	---	PEAK																																																																						
Limit	Read	Ant	Cable	Preamp	Aux	APos	TPos	Remark																																																																										
Freq	Level	Line	Margin	Level	Factor	Loss	Factor	Factor																																																																										
MHz	dBuV/m	dBuV/m	dB	dBuV	dB/m	dB	dB	dB																																																																										
1	13778.00	47.03	88.20	-41.17	51.56	38.77	16.41	59.71	0.00	---	---	PEAK																																																																						



		60																																																																																								
Mode		Band Edge																																																																																								
		U-NII-5_5.925-6.425_802.11a_CH2_5935MHz																																																																																								
ANT		CDD 3+4																																																																																								
Pol.	Horizontal	Fundamental																																																																																								
Peak	 <p>Level (dBuV/m) vs Frequency (MHz) plot for Horizontal polarization. The plot shows a signal peak at approximately 5925 MHz, labeled 'WIFI 6E PEAK'. The y-axis ranges from 0 to 130 dBuV/m, and the x-axis ranges from 5825 to 5955 MHz.</p> <table border="1"> <thead> <tr> <th>Limit</th> <th>Over</th> <th>Read</th> <th>Ant</th> <th>Cable</th> <th>Preamp</th> <th>Aux</th> <th>APos</th> <th>TPos</th> <th>Remark</th> </tr> <tr> <th>Freq</th> <th>Level</th> <th>Line</th> <th>Limit</th> <th>Level</th> <th>Factor</th> <th>Loss</th> <th>Factor</th> <th>Factor</th> <th></th> </tr> <tr> <th>MHz</th> <th>dBuV/m</th> <th>dBuV/m</th> <th>dB</th> <th>dBuV</th> <th>dB/m</th> <th>dB</th> <th>dB</th> <th>dB</th> <th>cm</th> <th>deg</th> </tr> </thead> <tbody> <tr> <td>1</td> <td>5924.97</td> <td>76.42</td> <td>88.20</td> <td>-11.78</td> <td>62.79</td> <td>35.10</td> <td>10.52</td> <td>31.99</td> <td>0.00</td> <td>104</td> <td>189</td> <td>PEAK</td> </tr> </tbody> </table>	Limit	Over	Read	Ant	Cable	Preamp	Aux	APos	TPos	Remark	Freq	Level	Line	Limit	Level	Factor	Loss	Factor	Factor		MHz	dBuV/m	dBuV/m	dB	dBuV	dB/m	dB	dB	dB	cm	deg	1	5924.97	76.42	88.20	-11.78	62.79	35.10	10.52	31.99	0.00	104	189	PEAK	 <p>Level (dBuV/m) vs Frequency (MHz) plot for Fundamental polarization. The plot shows a signal peak at approximately 5935 MHz, labeled 'WIFI 6E PEAK'. The y-axis ranges from 0 to 130 dBuV/m, and the x-axis ranges from 1000 to 10000 MHz.</p> <table border="1"> <thead> <tr> <th>Limit</th> <th>Over</th> <th>Read</th> <th>Ant</th> <th>Cable</th> <th>Preamp</th> <th>Aux</th> <th>APos</th> <th>TPos</th> <th>Remark</th> </tr> <tr> <th>Freq</th> <th>Level</th> <th>Line</th> <th>Margin</th> <th>Level</th> <th>Factor</th> <th>Loss</th> <th>Factor</th> <th>Factor</th> <th></th> </tr> <tr> <th>MHz</th> <th>dBuV/m</th> <th>dBuV/m</th> <th>dB</th> <th>dBuV</th> <th>dB/m</th> <th>dB</th> <th>dB</th> <th>dB</th> <th>cm</th> <th>deg</th> </tr> </thead> <tbody> <tr> <td>1</td> <td>5935.00</td> <td>103.70</td> <td>-----</td> <td>-----</td> <td>90.05</td> <td>35.13</td> <td>10.52</td> <td>32.00</td> <td>0.00</td> <td>104</td> <td>189</td> <td>PEAK</td> </tr> </tbody> </table>	Limit	Over	Read	Ant	Cable	Preamp	Aux	APos	TPos	Remark	Freq	Level	Line	Margin	Level	Factor	Loss	Factor	Factor		MHz	dBuV/m	dBuV/m	dB	dBuV	dB/m	dB	dB	dB	cm	deg	1	5935.00	103.70	-----	-----	90.05	35.13	10.52	32.00	0.00	104	189	PEAK
	Limit	Over	Read	Ant	Cable	Preamp	Aux	APos	TPos	Remark																																																																																
Freq	Level	Line	Limit	Level	Factor	Loss	Factor	Factor																																																																																		
MHz	dBuV/m	dBuV/m	dB	dBuV	dB/m	dB	dB	dB	cm	deg																																																																																
1	5924.97	76.42	88.20	-11.78	62.79	35.10	10.52	31.99	0.00	104	189	PEAK																																																																														
Limit	Over	Read	Ant	Cable	Preamp	Aux	APos	TPos	Remark																																																																																	
Freq	Level	Line	Margin	Level	Factor	Loss	Factor	Factor																																																																																		
MHz	dBuV/m	dBuV/m	dB	dBuV	dB/m	dB	dB	dB	cm	deg																																																																																
1	5935.00	103.70	-----	-----	90.05	35.13	10.52	32.00	0.00	104	189	PEAK																																																																														
Avg	 <p>Level (dBuV/m) vs Frequency (MHz) plot for Average Horizontal polarization. The plot shows a signal peak at approximately 5925 MHz, labeled 'WIFI 6E(AVG)'. The y-axis ranges from 0 to 130 dBuV/m, and the x-axis ranges from 5825 to 5955 MHz.</p> <table border="1"> <thead> <tr> <th>Limit</th> <th>Over</th> <th>Read</th> <th>Ant</th> <th>Cable</th> <th>Preamp</th> <th>Aux</th> <th>APos</th> <th>TPos</th> <th>Remark</th> </tr> <tr> <th>Freq</th> <th>Level</th> <th>Line</th> <th>Margin</th> <th>Level</th> <th>Factor</th> <th>Loss</th> <th>Factor</th> <th>Factor</th> <th></th> </tr> <tr> <th>MHz</th> <th>dBuV/m</th> <th>dBuV/m</th> <th>dB</th> <th>dBuV</th> <th>dB/m</th> <th>dB</th> <th>dB</th> <th>dB</th> <th>cm</th> <th>deg</th> </tr> </thead> <tbody> <tr> <td>1</td> <td>5924.97</td> <td>64.59</td> <td>68.20</td> <td>-3.61</td> <td>50.96</td> <td>35.10</td> <td>10.52</td> <td>31.99</td> <td>0.00</td> <td>104</td> <td>189</td> <td>AVERAGE</td> </tr> </tbody> </table>	Limit	Over	Read	Ant	Cable	Preamp	Aux	APos	TPos	Remark	Freq	Level	Line	Margin	Level	Factor	Loss	Factor	Factor		MHz	dBuV/m	dBuV/m	dB	dBuV	dB/m	dB	dB	dB	cm	deg	1	5924.97	64.59	68.20	-3.61	50.96	35.10	10.52	31.99	0.00	104	189	AVERAGE	 <p>Level (dBuV/m) vs Frequency (MHz) plot for Average Fundamental polarization. The plot shows a signal peak at approximately 5935 MHz, labeled 'WIFI 6E(AVG)'. The y-axis ranges from 0 to 130 dBuV/m, and the x-axis ranges from 1000 to 10000 MHz.</p> <table border="1"> <thead> <tr> <th>Limit</th> <th>Over</th> <th>Read</th> <th>Ant</th> <th>Cable</th> <th>Preamp</th> <th>Aux</th> <th>APos</th> <th>TPos</th> <th>Remark</th> </tr> <tr> <th>Freq</th> <th>Level</th> <th>Line</th> <th>Margin</th> <th>Level</th> <th>Factor</th> <th>Loss</th> <th>Factor</th> <th>Factor</th> <th></th> </tr> <tr> <th>MHz</th> <th>dBuV/m</th> <th>dBuV/m</th> <th>dB</th> <th>dBuV</th> <th>dB/m</th> <th>dB</th> <th>dB</th> <th>dB</th> <th>cm</th> <th>deg</th> </tr> </thead> <tbody> <tr> <td>1</td> <td>5935.00</td> <td>95.15</td> <td>-----</td> <td>-----</td> <td>81.50</td> <td>35.13</td> <td>10.52</td> <td>32.00</td> <td>0.00</td> <td>104</td> <td>189</td> <td>AVERAGE</td> </tr> </tbody> </table>	Limit	Over	Read	Ant	Cable	Preamp	Aux	APos	TPos	Remark	Freq	Level	Line	Margin	Level	Factor	Loss	Factor	Factor		MHz	dBuV/m	dBuV/m	dB	dBuV	dB/m	dB	dB	dB	cm	deg	1	5935.00	95.15	-----	-----	81.50	35.13	10.52	32.00	0.00	104	189	AVERAGE
	Limit	Over	Read	Ant	Cable	Preamp	Aux	APos	TPos	Remark																																																																																
Freq	Level	Line	Margin	Level	Factor	Loss	Factor	Factor																																																																																		
MHz	dBuV/m	dBuV/m	dB	dBuV	dB/m	dB	dB	dB	cm	deg																																																																																
1	5924.97	64.59	68.20	-3.61	50.96	35.10	10.52	31.99	0.00	104	189	AVERAGE																																																																														
Limit	Over	Read	Ant	Cable	Preamp	Aux	APos	TPos	Remark																																																																																	
Freq	Level	Line	Margin	Level	Factor	Loss	Factor	Factor																																																																																		
MHz	dBuV/m	dBuV/m	dB	dBuV	dB/m	dB	dB	dB	cm	deg																																																																																
1	5935.00	95.15	-----	-----	81.50	35.13	10.52	32.00	0.00	104	189	AVERAGE																																																																														



		60																																																																																							
Mode		Band Edge																																																																																							
		U-NII-5_5.925-6.425_802.11a_CH2_5935MHz																																																																																							
ANT		CDD 3+4																																																																																							
Pol.	Vertical	Fundamental																																																																																							
Peak	 <p>Level (dBuV/m) vs Frequency (MHz) plot showing a peak at 5924.97 MHz. A red horizontal line indicates the limit at 88.20 dBuV/m. The peak is labeled 'WIFI 6E PEAK'.</p> <table border="1"> <thead> <tr> <th>Limit</th> <th>Over</th> <th>Read</th> <th>Ant</th> <th>Cable</th> <th>Preamp</th> <th>Aux</th> <th>APos</th> <th>TPos</th> <th>Remark</th> </tr> <tr> <th>Freq</th> <th>Level</th> <th>Line</th> <th>Limit</th> <th>Level</th> <th>Factor</th> <th>Loss</th> <th>Factor</th> <th>Factor</th> <th></th> </tr> <tr> <th>MHz</th> <th>dBuV/m</th> <th>dBuV/m</th> <th>dB</th> <th>dBuV</th> <th>dB/m</th> <th>dB</th> <th>dB</th> <th>dB</th> <th>cm</th> <th>deg</th> </tr> </thead> <tbody> <tr> <td>1</td> <td>5924.97</td> <td>78.97</td> <td>88.20</td> <td>-9.23</td> <td>65.34</td> <td>35.10</td> <td>10.52</td> <td>31.99</td> <td>0.00</td> <td>100</td> <td>221</td> <td>PEAK</td> </tr> </tbody> </table>	Limit	Over	Read	Ant	Cable	Preamp	Aux	APos	TPos	Remark	Freq	Level	Line	Limit	Level	Factor	Loss	Factor	Factor		MHz	dBuV/m	dBuV/m	dB	dBuV	dB/m	dB	dB	dB	cm	deg	1	5924.97	78.97	88.20	-9.23	65.34	35.10	10.52	31.99	0.00	100	221	PEAK	 <p>Level (dBuV/m) vs Frequency (MHz) plot showing a peak at 5935.00 MHz. A red horizontal line indicates the limit at 103.99 dBuV/m. The peak is labeled 'WIFI 6E PEAK'.</p> <table border="1"> <thead> <tr> <th>Limit</th> <th>Read</th> <th>Ant</th> <th>Cable</th> <th>Preamp</th> <th>Aux</th> <th>APos</th> <th>TPos</th> <th>Remark</th> </tr> <tr> <th>Freq</th> <th>Level</th> <th>Line</th> <th>Margin</th> <th>Level</th> <th>Factor</th> <th>Loss</th> <th>Factor</th> <th>Factor</th> <th></th> </tr> <tr> <th>MHz</th> <th>dBuV/m</th> <th>dBuV/m</th> <th>dB</th> <th>dBuV</th> <th>dB/m</th> <th>dB</th> <th>dB</th> <th>dB</th> <th>cm</th> <th>deg</th> </tr> </thead> <tbody> <tr> <td>1</td> <td>5935.00</td> <td>103.99</td> <td>-----</td> <td>-----</td> <td>90.34</td> <td>35.13</td> <td>10.52</td> <td>32.00</td> <td>0.00</td> <td>100</td> <td>221</td> <td>PEAK</td> </tr> </tbody> </table>	Limit	Read	Ant	Cable	Preamp	Aux	APos	TPos	Remark	Freq	Level	Line	Margin	Level	Factor	Loss	Factor	Factor		MHz	dBuV/m	dBuV/m	dB	dBuV	dB/m	dB	dB	dB	cm	deg	1	5935.00	103.99	-----	-----	90.34	35.13	10.52	32.00	0.00	100	221	PEAK
	Limit	Over	Read	Ant	Cable	Preamp	Aux	APos	TPos	Remark																																																																															
Freq	Level	Line	Limit	Level	Factor	Loss	Factor	Factor																																																																																	
MHz	dBuV/m	dBuV/m	dB	dBuV	dB/m	dB	dB	dB	cm	deg																																																																															
1	5924.97	78.97	88.20	-9.23	65.34	35.10	10.52	31.99	0.00	100	221	PEAK																																																																													
Limit	Read	Ant	Cable	Preamp	Aux	APos	TPos	Remark																																																																																	
Freq	Level	Line	Margin	Level	Factor	Loss	Factor	Factor																																																																																	
MHz	dBuV/m	dBuV/m	dB	dBuV	dB/m	dB	dB	dB	cm	deg																																																																															
1	5935.00	103.99	-----	-----	90.34	35.13	10.52	32.00	0.00	100	221	PEAK																																																																													
Avg	 <p>Level (dBuV/m) vs Frequency (MHz) plot showing an average peak at 5924.97 MHz. A red horizontal line indicates the limit at 68.20 dBuV/m. The peak is labeled 'WIFI 6E(AVG)'.</p> <table border="1"> <thead> <tr> <th>Limit</th> <th>Read</th> <th>Ant</th> <th>Cable</th> <th>Preamp</th> <th>Aux</th> <th>APos</th> <th>TPos</th> <th>Remark</th> </tr> <tr> <th>Freq</th> <th>Level</th> <th>Line</th> <th>Margin</th> <th>Level</th> <th>Factor</th> <th>Loss</th> <th>Factor</th> <th>Factor</th> <th></th> </tr> <tr> <th>MHz</th> <th>dBuV/m</th> <th>dBuV/m</th> <th>dB</th> <th>dBuV</th> <th>dB/m</th> <th>dB</th> <th>dB</th> <th>dB</th> <th>cm</th> <th>deg</th> </tr> </thead> <tbody> <tr> <td>1</td> <td>5924.97</td> <td>65.00</td> <td>68.20</td> <td>-3.20</td> <td>51.37</td> <td>35.10</td> <td>10.52</td> <td>31.99</td> <td>0.00</td> <td>100</td> <td>221</td> <td>AVERAGE</td> </tr> </tbody> </table>	Limit	Read	Ant	Cable	Preamp	Aux	APos	TPos	Remark	Freq	Level	Line	Margin	Level	Factor	Loss	Factor	Factor		MHz	dBuV/m	dBuV/m	dB	dBuV	dB/m	dB	dB	dB	cm	deg	1	5924.97	65.00	68.20	-3.20	51.37	35.10	10.52	31.99	0.00	100	221	AVERAGE	 <p>Level (dBuV/m) vs Frequency (MHz) plot showing an average peak at 5935.00 MHz. A red horizontal line indicates the limit at 95.09 dBuV/m. The peak is labeled 'WIFI 6E(AVG)'.</p> <table border="1"> <thead> <tr> <th>Limit</th> <th>Read</th> <th>Ant</th> <th>Cable</th> <th>Preamp</th> <th>Aux</th> <th>APos</th> <th>TPos</th> <th>Remark</th> </tr> <tr> <th>Freq</th> <th>Level</th> <th>Line</th> <th>Margin</th> <th>Level</th> <th>Factor</th> <th>Loss</th> <th>Factor</th> <th>Factor</th> <th></th> </tr> <tr> <th>MHz</th> <th>dBuV/m</th> <th>dBuV/m</th> <th>dB</th> <th>dBuV</th> <th>dB/m</th> <th>dB</th> <th>dB</th> <th>dB</th> <th>cm</th> <th>deg</th> </tr> </thead> <tbody> <tr> <td>1</td> <td>5935.00</td> <td>95.09</td> <td>-----</td> <td>-----</td> <td>81.40</td> <td>35.16</td> <td>10.53</td> <td>32.00</td> <td>0.00</td> <td>100</td> <td>221</td> <td>AVERAGE</td> </tr> </tbody> </table>	Limit	Read	Ant	Cable	Preamp	Aux	APos	TPos	Remark	Freq	Level	Line	Margin	Level	Factor	Loss	Factor	Factor		MHz	dBuV/m	dBuV/m	dB	dBuV	dB/m	dB	dB	dB	cm	deg	1	5935.00	95.09	-----	-----	81.40	35.16	10.53	32.00	0.00	100	221	AVERAGE	
	Limit	Read	Ant	Cable	Preamp	Aux	APos	TPos	Remark																																																																																
Freq	Level	Line	Margin	Level	Factor	Loss	Factor	Factor																																																																																	
MHz	dBuV/m	dBuV/m	dB	dBuV	dB/m	dB	dB	dB	cm	deg																																																																															
1	5924.97	65.00	68.20	-3.20	51.37	35.10	10.52	31.99	0.00	100	221	AVERAGE																																																																													
Limit	Read	Ant	Cable	Preamp	Aux	APos	TPos	Remark																																																																																	
Freq	Level	Line	Margin	Level	Factor	Loss	Factor	Factor																																																																																	
MHz	dBuV/m	dBuV/m	dB	dBuV	dB/m	dB	dB	dB	cm	deg																																																																															
1	5935.00	95.09	-----	-----	81.40	35.16	10.53	32.00	0.00	100	221	AVERAGE																																																																													

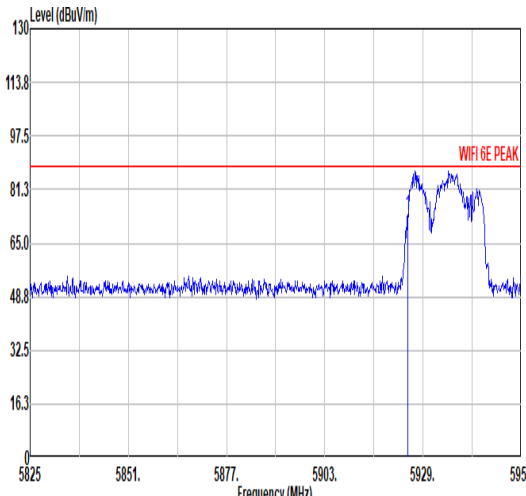
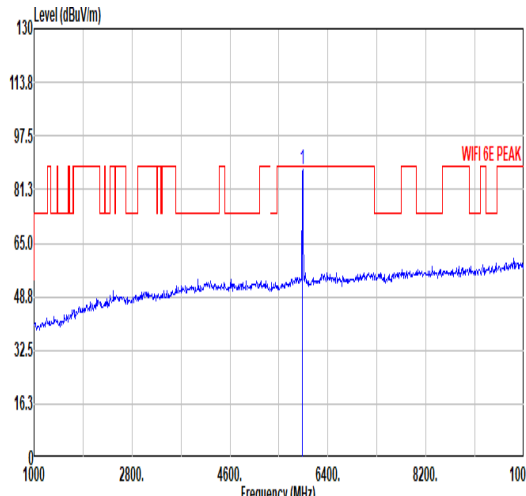
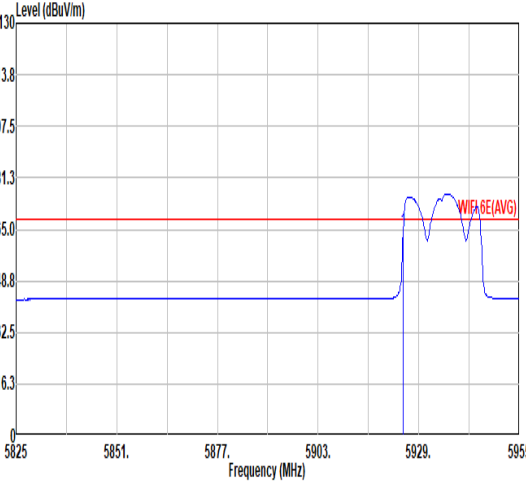
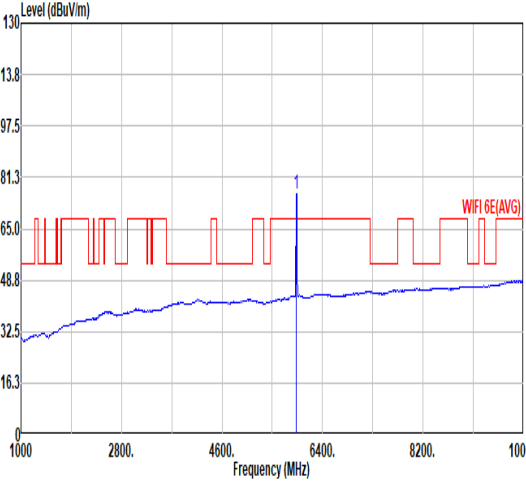


Mode	60																																																																																																															
	Harmonic																																																																																																															
	U-NII-5_5.925-6.425_802.11a_CH2_5935MHz																																																																																																															
ANT	CDD 3+4																																																																																																															
Pol.	Horizontal	Vertical																																																																																																														
Peak Avg	<table border="1"> <thead> <tr> <th>Limit</th> <th>Read</th> <th>Ant</th> <th>Cable</th> <th>Preamp</th> <th>Aux</th> <th>APos</th> <th>TPos</th> <th>Remark</th> </tr> <tr> <th>Freq</th> <th>Level</th> <th>Line</th> <th>Margin</th> <th>Level</th> <th>Factor</th> <th>Loss</th> <th>Factor</th> <th>Factor</th> </tr> <tr> <th>MHz</th> <th>dBuV/m</th> <th>dBuV/m</th> <th>dB</th> <th>dBuV</th> <th>dB/m</th> <th>dB</th> <th>dB</th> <th>dB</th> <th>cm</th> <th>deg</th> </tr> </thead> <tbody> <tr> <td>1</td> <td>11870.00</td> <td>54.29</td> <td>74.00</td> <td>-19.71</td> <td>61.01</td> <td>38.74</td> <td>15.18</td> <td>60.64</td> <td>0.00</td> <td>103</td> <td>300</td> <td>PEAK</td> </tr> <tr> <td>2</td> <td>11870.00</td> <td>44.77</td> <td>54.00</td> <td>-9.23</td> <td>51.49</td> <td>38.74</td> <td>15.18</td> <td>60.64</td> <td>0.00</td> <td>103</td> <td>300</td> <td>AVERAGE</td> </tr> </tbody> </table>	Limit	Read	Ant	Cable	Preamp	Aux	APos	TPos	Remark	Freq	Level	Line	Margin	Level	Factor	Loss	Factor	Factor	MHz	dBuV/m	dBuV/m	dB	dBuV	dB/m	dB	dB	dB	cm	deg	1	11870.00	54.29	74.00	-19.71	61.01	38.74	15.18	60.64	0.00	103	300	PEAK	2	11870.00	44.77	54.00	-9.23	51.49	38.74	15.18	60.64	0.00	103	300	AVERAGE	<table border="1"> <thead> <tr> <th>Limit</th> <th>Read</th> <th>Ant</th> <th>Cable</th> <th>Preamp</th> <th>Aux</th> <th>APos</th> <th>TPos</th> <th>Remark</th> </tr> <tr> <th>Freq</th> <th>Level</th> <th>Line</th> <th>Margin</th> <th>Level</th> <th>Factor</th> <th>Loss</th> <th>Factor</th> <th>Factor</th> </tr> <tr> <th>MHz</th> <th>dBuV/m</th> <th>dBuV/m</th> <th>dB</th> <th>dBuV</th> <th>dB/m</th> <th>dB</th> <th>dB</th> <th>dB</th> <th>cm</th> <th>deg</th> </tr> </thead> <tbody> <tr> <td>1</td> <td>11870.00</td> <td>52.97</td> <td>74.00</td> <td>-21.03</td> <td>59.69</td> <td>38.74</td> <td>15.18</td> <td>60.64</td> <td>0.00</td> <td>103</td> <td>324</td> <td>PEAK</td> </tr> <tr> <td>2</td> <td>11870.00</td> <td>42.35</td> <td>54.00</td> <td>-11.65</td> <td>49.07</td> <td>38.74</td> <td>15.18</td> <td>60.64</td> <td>0.00</td> <td>103</td> <td>324</td> <td>AVERAGE</td> </tr> </tbody> </table>	Limit	Read	Ant	Cable	Preamp	Aux	APos	TPos	Remark	Freq	Level	Line	Margin	Level	Factor	Loss	Factor	Factor	MHz	dBuV/m	dBuV/m	dB	dBuV	dB/m	dB	dB	dB	cm	deg	1	11870.00	52.97	74.00	-21.03	59.69	38.74	15.18	60.64	0.00	103	324	PEAK	2	11870.00	42.35	54.00	-11.65	49.07	38.74	15.18	60.64	0.00	103	324	AVERAGE
	Limit	Read	Ant	Cable	Preamp	Aux	APos	TPos	Remark																																																																																																							
Freq	Level	Line	Margin	Level	Factor	Loss	Factor	Factor																																																																																																								
MHz	dBuV/m	dBuV/m	dB	dBuV	dB/m	dB	dB	dB	cm	deg																																																																																																						
1	11870.00	54.29	74.00	-19.71	61.01	38.74	15.18	60.64	0.00	103	300	PEAK																																																																																																				
2	11870.00	44.77	54.00	-9.23	51.49	38.74	15.18	60.64	0.00	103	300	AVERAGE																																																																																																				
Limit	Read	Ant	Cable	Preamp	Aux	APos	TPos	Remark																																																																																																								
Freq	Level	Line	Margin	Level	Factor	Loss	Factor	Factor																																																																																																								
MHz	dBuV/m	dBuV/m	dB	dBuV	dB/m	dB	dB	dB	cm	deg																																																																																																						
1	11870.00	52.97	74.00	-21.03	59.69	38.74	15.18	60.64	0.00	103	324	PEAK																																																																																																				
2	11870.00	42.35	54.00	-11.65	49.07	38.74	15.18	60.64	0.00	103	324	AVERAGE																																																																																																				



	61																																																																																								
Mode	Band Edge																																																																																								
	U-NII-5_5.925-6.425_802.11ax HE20_CH2_5935MHz																																																																																								
ANT	CDD 3+4																																																																																								
Pol.	Horizontal	Fundamental																																																																																							
Peak	<table border="1"> <thead> <tr> <th>Limit</th> <th>Over</th> <th>Read</th> <th>Ant</th> <th>Cable</th> <th>Preamp</th> <th>Aux</th> <th>APos</th> <th>TPos</th> <th>Remark</th> </tr> <tr> <th>Freq</th> <th>Level</th> <th>Line</th> <th>Limit</th> <th>Level</th> <th>Factor</th> <th>Loss</th> <th>Factor</th> <th>Factor</th> <th></th> </tr> <tr> <th>MHz</th> <th>dBuV/m</th> <th>dBuV/m</th> <th>dB</th> <th>dBuV</th> <th>dB/m</th> <th>dB</th> <th>dB</th> <th>dB</th> <th>cm</th> <th>deg</th> </tr> </thead> <tbody> <tr> <td>1</td> <td>5924.97</td> <td>75.12</td> <td>88.20</td> <td>-13.08</td> <td>61.49</td> <td>35.10</td> <td>10.52</td> <td>31.99</td> <td>0.00</td> <td>116</td> <td>191</td> <td>PEAK</td> </tr> </tbody> </table>	Limit	Over	Read	Ant	Cable	Preamp	Aux	APos	TPos	Remark	Freq	Level	Line	Limit	Level	Factor	Loss	Factor	Factor		MHz	dBuV/m	dBuV/m	dB	dBuV	dB/m	dB	dB	dB	cm	deg	1	5924.97	75.12	88.20	-13.08	61.49	35.10	10.52	31.99	0.00	116	191	PEAK	<table border="1"> <thead> <tr> <th>Limit</th> <th>Read</th> <th>Ant</th> <th>Cable</th> <th>Preamp</th> <th>Aux</th> <th>APos</th> <th>TPos</th> <th>Remark</th> </tr> <tr> <th>Freq</th> <th>Level</th> <th>Line</th> <th>Margin</th> <th>Level</th> <th>Factor</th> <th>Loss</th> <th>Factor</th> <th>Factor</th> <th></th> </tr> <tr> <th>MHz</th> <th>dBuV/m</th> <th>dBuV/m</th> <th>dB</th> <th>dBuV</th> <th>dB/m</th> <th>dB</th> <th>dB</th> <th>dB</th> <th>cm</th> <th>deg</th> </tr> </thead> <tbody> <tr> <td>1</td> <td>5935.00</td> <td>87.02</td> <td>-----</td> <td>-----</td> <td>73.33</td> <td>35.16</td> <td>10.53</td> <td>32.00</td> <td>0.00</td> <td>116</td> <td>191</td> <td>PEAK</td> </tr> </tbody> </table>	Limit	Read	Ant	Cable	Preamp	Aux	APos	TPos	Remark	Freq	Level	Line	Margin	Level	Factor	Loss	Factor	Factor		MHz	dBuV/m	dBuV/m	dB	dBuV	dB/m	dB	dB	dB	cm	deg	1	5935.00	87.02	-----	-----	73.33	35.16	10.53	32.00	0.00	116	191	PEAK
Limit	Over	Read	Ant	Cable	Preamp	Aux	APos	TPos	Remark																																																																																
Freq	Level	Line	Limit	Level	Factor	Loss	Factor	Factor																																																																																	
MHz	dBuV/m	dBuV/m	dB	dBuV	dB/m	dB	dB	dB	cm	deg																																																																															
1	5924.97	75.12	88.20	-13.08	61.49	35.10	10.52	31.99	0.00	116	191	PEAK																																																																													
Limit	Read	Ant	Cable	Preamp	Aux	APos	TPos	Remark																																																																																	
Freq	Level	Line	Margin	Level	Factor	Loss	Factor	Factor																																																																																	
MHz	dBuV/m	dBuV/m	dB	dBuV	dB/m	dB	dB	dB	cm	deg																																																																															
1	5935.00	87.02	-----	-----	73.33	35.16	10.53	32.00	0.00	116	191	PEAK																																																																													
Avg	<table border="1"> <thead> <tr> <th>Limit</th> <th>Read</th> <th>Ant</th> <th>Cable</th> <th>Preamp</th> <th>Aux</th> <th>APos</th> <th>TPos</th> <th>Remark</th> </tr> <tr> <th>Freq</th> <th>Level</th> <th>Line</th> <th>Margin</th> <th>Level</th> <th>Factor</th> <th>Loss</th> <th>Factor</th> <th>Factor</th> <th></th> </tr> <tr> <th>MHz</th> <th>dBuV/m</th> <th>dBuV/m</th> <th>dB</th> <th>dBuV</th> <th>dB/m</th> <th>dB</th> <th>dB</th> <th>dB</th> <th>cm</th> <th>deg</th> </tr> </thead> <tbody> <tr> <td>1</td> <td>5924.97</td> <td>65.02</td> <td>68.20</td> <td>-3.18</td> <td>51.39</td> <td>35.10</td> <td>10.52</td> <td>31.99</td> <td>0.00</td> <td>116</td> <td>191</td> <td>AVERAGE</td> </tr> </tbody> </table>	Limit	Read	Ant	Cable	Preamp	Aux	APos	TPos	Remark	Freq	Level	Line	Margin	Level	Factor	Loss	Factor	Factor		MHz	dBuV/m	dBuV/m	dB	dBuV	dB/m	dB	dB	dB	cm	deg	1	5924.97	65.02	68.20	-3.18	51.39	35.10	10.52	31.99	0.00	116	191	AVERAGE	<table border="1"> <thead> <tr> <th>Limit</th> <th>Read</th> <th>Ant</th> <th>Cable</th> <th>Preamp</th> <th>Aux</th> <th>APos</th> <th>TPos</th> <th>Remark</th> </tr> <tr> <th>Freq</th> <th>Level</th> <th>Line</th> <th>Margin</th> <th>Level</th> <th>Factor</th> <th>Loss</th> <th>Factor</th> <th>Factor</th> <th></th> </tr> <tr> <th>MHz</th> <th>dBuV/m</th> <th>dBuV/m</th> <th>dB</th> <th>dBuV</th> <th>dB/m</th> <th>dB</th> <th>dB</th> <th>dB</th> <th>cm</th> <th>deg</th> </tr> </thead> <tbody> <tr> <td>1</td> <td>5935.00</td> <td>77.15</td> <td>-----</td> <td>-----</td> <td>63.46</td> <td>35.16</td> <td>10.53</td> <td>32.00</td> <td>0.00</td> <td>116</td> <td>191</td> <td>AVERAGE</td> </tr> </tbody> </table>	Limit	Read	Ant	Cable	Preamp	Aux	APos	TPos	Remark	Freq	Level	Line	Margin	Level	Factor	Loss	Factor	Factor		MHz	dBuV/m	dBuV/m	dB	dBuV	dB/m	dB	dB	dB	cm	deg	1	5935.00	77.15	-----	-----	63.46	35.16	10.53	32.00	0.00	116	191	AVERAGE	
Limit	Read	Ant	Cable	Preamp	Aux	APos	TPos	Remark																																																																																	
Freq	Level	Line	Margin	Level	Factor	Loss	Factor	Factor																																																																																	
MHz	dBuV/m	dBuV/m	dB	dBuV	dB/m	dB	dB	dB	cm	deg																																																																															
1	5924.97	65.02	68.20	-3.18	51.39	35.10	10.52	31.99	0.00	116	191	AVERAGE																																																																													
Limit	Read	Ant	Cable	Preamp	Aux	APos	TPos	Remark																																																																																	
Freq	Level	Line	Margin	Level	Factor	Loss	Factor	Factor																																																																																	
MHz	dBuV/m	dBuV/m	dB	dBuV	dB/m	dB	dB	dB	cm	deg																																																																															
1	5935.00	77.15	-----	-----	63.46	35.16	10.53	32.00	0.00	116	191	AVERAGE																																																																													



		61																																																																																							
Mode	Band Edge																																																																																								
	U-NII-5_5.925-6.425_802.11ax HE20_CH2_5935MHz																																																																																								
ANT	CDD 3+4																																																																																								
Pol.	Vertical	Fundamental																																																																																							
Peak	 <p>Level (dBuV/m)</p> <p>Frequency (MHz)</p> <p>WIFI 6E PEAK</p> <table border="1"> <thead> <tr> <th>Limit</th> <th>Over</th> <th>Read</th> <th>Ant</th> <th>Cable</th> <th>Preamp</th> <th>Aux</th> <th>APos</th> <th>TPos</th> <th>Remark</th> </tr> <tr> <th>Freq</th> <th>Level</th> <th>Line</th> <th>Limit</th> <th>Level</th> <th>Factor</th> <th>Loss</th> <th>Factor</th> <th>Factor</th> <th></th> </tr> <tr> <th>MHz</th> <th>dBuV/m</th> <th>dBuV/m</th> <th>dB</th> <th>dBuV</th> <th>dB/m</th> <th>dB</th> <th>dB</th> <th>dB</th> <th>cm</th> <th>deg</th> </tr> </thead> <tbody> <tr> <td>1</td> <td>5924.97</td> <td>73.47</td> <td>88.20</td> <td>-14.73</td> <td>59.84</td> <td>35.10</td> <td>10.52</td> <td>31.99</td> <td>0.00</td> <td>100</td> <td>207</td> <td>PEAK</td> </tr> </tbody> </table>	Limit	Over	Read	Ant	Cable	Preamp	Aux	APos	TPos	Remark	Freq	Level	Line	Limit	Level	Factor	Loss	Factor	Factor		MHz	dBuV/m	dBuV/m	dB	dBuV	dB/m	dB	dB	dB	cm	deg	1	5924.97	73.47	88.20	-14.73	59.84	35.10	10.52	31.99	0.00	100	207	PEAK	 <p>Level (dBuV/m)</p> <p>Frequency (MHz)</p> <p>WIFI 6E PEAK</p> <table border="1"> <thead> <tr> <th>Limit</th> <th>Read</th> <th>Ant</th> <th>Cable</th> <th>Preamp</th> <th>Aux</th> <th>APos</th> <th>TPos</th> <th>Remark</th> </tr> <tr> <th>Freq</th> <th>Level</th> <th>Line</th> <th>Margin</th> <th>Level</th> <th>Factor</th> <th>Loss</th> <th>Factor</th> <th>Factor</th> <th></th> </tr> <tr> <th>MHz</th> <th>dBuV/m</th> <th>dBuV/m</th> <th>dB</th> <th>dBuV</th> <th>dB/m</th> <th>dB</th> <th>dB</th> <th>dB</th> <th>cm</th> <th>deg</th> </tr> </thead> <tbody> <tr> <td>1</td> <td>5935.00</td> <td>87.15</td> <td>-----</td> <td>-----</td> <td>73.46</td> <td>35.16</td> <td>10.53</td> <td>32.00</td> <td>0.00</td> <td>100</td> <td>207</td> <td>PEAK</td> </tr> </tbody> </table>	Limit	Read	Ant	Cable	Preamp	Aux	APos	TPos	Remark	Freq	Level	Line	Margin	Level	Factor	Loss	Factor	Factor		MHz	dBuV/m	dBuV/m	dB	dBuV	dB/m	dB	dB	dB	cm	deg	1	5935.00	87.15	-----	-----	73.46	35.16	10.53	32.00	0.00	100	207	PEAK
	Limit	Over	Read	Ant	Cable	Preamp	Aux	APos	TPos	Remark																																																																															
Freq	Level	Line	Limit	Level	Factor	Loss	Factor	Factor																																																																																	
MHz	dBuV/m	dBuV/m	dB	dBuV	dB/m	dB	dB	dB	cm	deg																																																																															
1	5924.97	73.47	88.20	-14.73	59.84	35.10	10.52	31.99	0.00	100	207	PEAK																																																																													
Limit	Read	Ant	Cable	Preamp	Aux	APos	TPos	Remark																																																																																	
Freq	Level	Line	Margin	Level	Factor	Loss	Factor	Factor																																																																																	
MHz	dBuV/m	dBuV/m	dB	dBuV	dB/m	dB	dB	dB	cm	deg																																																																															
1	5935.00	87.15	-----	-----	73.46	35.16	10.53	32.00	0.00	100	207	PEAK																																																																													
Avg	 <p>Level (dBuV/m)</p> <p>Frequency (MHz)</p> <p>WIFI 6E (AVG)</p> <table border="1"> <thead> <tr> <th>Limit</th> <th>Read</th> <th>Ant</th> <th>Cable</th> <th>Preamp</th> <th>Aux</th> <th>APos</th> <th>TPos</th> <th>Remark</th> </tr> <tr> <th>Freq</th> <th>Level</th> <th>Line</th> <th>Margin</th> <th>Level</th> <th>Factor</th> <th>Loss</th> <th>Factor</th> <th>Factor</th> <th></th> </tr> <tr> <th>MHz</th> <th>dBuV/m</th> <th>dBuV/m</th> <th>dB</th> <th>dBuV</th> <th>dB/m</th> <th>dB</th> <th>dB</th> <th>dB</th> <th>cm</th> <th>deg</th> </tr> </thead> <tbody> <tr> <td>1</td> <td>5924.97</td> <td>64.32</td> <td>68.20</td> <td>-3.88</td> <td>50.69</td> <td>35.10</td> <td>10.52</td> <td>31.99</td> <td>0.00</td> <td>100</td> <td>207</td> <td>AVERAGE</td> </tr> </tbody> </table>	Limit	Read	Ant	Cable	Preamp	Aux	APos	TPos	Remark	Freq	Level	Line	Margin	Level	Factor	Loss	Factor	Factor		MHz	dBuV/m	dBuV/m	dB	dBuV	dB/m	dB	dB	dB	cm	deg	1	5924.97	64.32	68.20	-3.88	50.69	35.10	10.52	31.99	0.00	100	207	AVERAGE	 <p>Level (dBuV/m)</p> <p>Frequency (MHz)</p> <p>WIFI 6E (AVG)</p> <table border="1"> <thead> <tr> <th>Limit</th> <th>Read</th> <th>Ant</th> <th>Cable</th> <th>Preamp</th> <th>Aux</th> <th>APos</th> <th>TPos</th> <th>Remark</th> </tr> <tr> <th>Freq</th> <th>Level</th> <th>Line</th> <th>Margin</th> <th>Level</th> <th>Factor</th> <th>Loss</th> <th>Factor</th> <th>Factor</th> <th></th> </tr> <tr> <th>MHz</th> <th>dBuV/m</th> <th>dBuV/m</th> <th>dB</th> <th>dBuV</th> <th>dB/m</th> <th>dB</th> <th>dB</th> <th>dB</th> <th>cm</th> <th>deg</th> </tr> </thead> <tbody> <tr> <td>1</td> <td>5935.00</td> <td>76.25</td> <td>-----</td> <td>-----</td> <td>62.60</td> <td>35.13</td> <td>10.52</td> <td>32.00</td> <td>0.00</td> <td>100</td> <td>207</td> <td>AVERAGE</td> </tr> </tbody> </table>	Limit	Read	Ant	Cable	Preamp	Aux	APos	TPos	Remark	Freq	Level	Line	Margin	Level	Factor	Loss	Factor	Factor		MHz	dBuV/m	dBuV/m	dB	dBuV	dB/m	dB	dB	dB	cm	deg	1	5935.00	76.25	-----	-----	62.60	35.13	10.52	32.00	0.00	100	207	AVERAGE	
	Limit	Read	Ant	Cable	Preamp	Aux	APos	TPos	Remark																																																																																
Freq	Level	Line	Margin	Level	Factor	Loss	Factor	Factor																																																																																	
MHz	dBuV/m	dBuV/m	dB	dBuV	dB/m	dB	dB	dB	cm	deg																																																																															
1	5924.97	64.32	68.20	-3.88	50.69	35.10	10.52	31.99	0.00	100	207	AVERAGE																																																																													
Limit	Read	Ant	Cable	Preamp	Aux	APos	TPos	Remark																																																																																	
Freq	Level	Line	Margin	Level	Factor	Loss	Factor	Factor																																																																																	
MHz	dBuV/m	dBuV/m	dB	dBuV	dB/m	dB	dB	dB	cm	deg																																																																															
1	5935.00	76.25	-----	-----	62.60	35.13	10.52	32.00	0.00	100	207	AVERAGE																																																																													

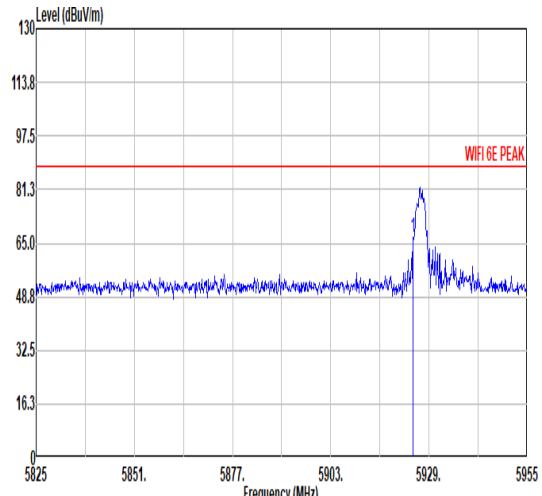
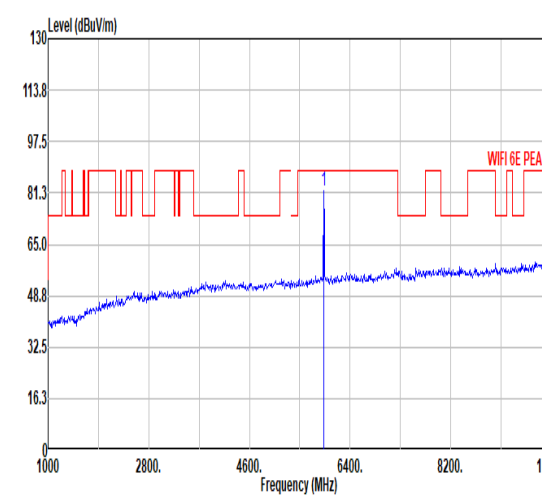
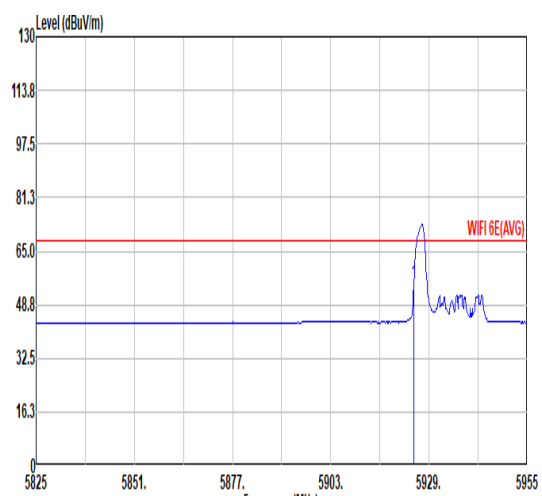
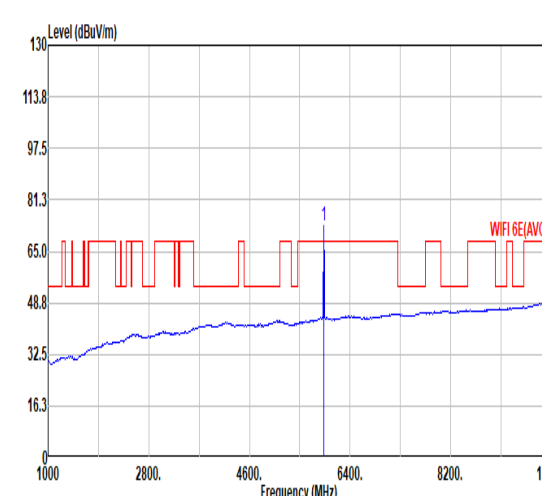


Mode	61																																																																															
	Harmonic																																																																															
	U-NII-5_5.925-6.425_802.11ax HE20_CH2_5935MHz																																																																															
ANT	CDD 3+4																																																																															
Pol.	Horizontal	Vertical																																																																														
Peak Avg	<table border="1"> <thead> <tr> <th>Limit</th> <th>Read</th> <th>Ant</th> <th>Cable</th> <th>Preamp</th> <th>Aux</th> <th>APos</th> <th>TPos</th> <th>Remark</th> </tr> <tr> <th>Freq</th> <th>Level</th> <th>Line</th> <th>Margin</th> <th>Level</th> <th>Factor</th> <th>Loss</th> <th>Factor</th> <th>Factor</th> </tr> <tr> <th>MHz</th> <th>dBuV/m</th> <th>dBuV/m</th> <th>dB</th> <th>dBuV</th> <th>dB/m</th> <th>dB</th> <th>dB</th> <th>dB</th> </tr> </thead> <tbody> <tr> <td>1 11870.00</td> <td>47.24</td> <td>74.00</td> <td>-26.76</td> <td>53.96</td> <td>38.74</td> <td>15.18</td> <td>60.64</td> <td>0.00</td> <td>---</td> <td>---</td> <td>PEAK</td> </tr> </tbody> </table>	Limit	Read	Ant	Cable	Preamp	Aux	APos	TPos	Remark	Freq	Level	Line	Margin	Level	Factor	Loss	Factor	Factor	MHz	dBuV/m	dBuV/m	dB	dBuV	dB/m	dB	dB	dB	1 11870.00	47.24	74.00	-26.76	53.96	38.74	15.18	60.64	0.00	---	---	PEAK	<table border="1"> <thead> <tr> <th>Limit</th> <th>Read</th> <th>Ant</th> <th>Cable</th> <th>Preamp</th> <th>Aux</th> <th>APos</th> <th>TPos</th> <th>Remark</th> </tr> <tr> <th>Freq</th> <th>Level</th> <th>Line</th> <th>Margin</th> <th>Level</th> <th>Factor</th> <th>Loss</th> <th>Factor</th> <th>Factor</th> </tr> <tr> <th>MHz</th> <th>dBuV/m</th> <th>dBuV/m</th> <th>dB</th> <th>dBuV</th> <th>dB/m</th> <th>dB</th> <th>dB</th> <th>dB</th> </tr> </thead> <tbody> <tr> <td>1 11870.00</td> <td>46.59</td> <td>74.00</td> <td>-27.41</td> <td>53.31</td> <td>38.74</td> <td>15.18</td> <td>60.64</td> <td>0.00</td> <td>---</td> <td>---</td> <td>PEAK</td> </tr> </tbody> </table>	Limit	Read	Ant	Cable	Preamp	Aux	APos	TPos	Remark	Freq	Level	Line	Margin	Level	Factor	Loss	Factor	Factor	MHz	dBuV/m	dBuV/m	dB	dBuV	dB/m	dB	dB	dB	1 11870.00	46.59	74.00	-27.41	53.31	38.74	15.18	60.64	0.00	---	---	PEAK
	Limit	Read	Ant	Cable	Preamp	Aux	APos	TPos	Remark																																																																							
Freq	Level	Line	Margin	Level	Factor	Loss	Factor	Factor																																																																								
MHz	dBuV/m	dBuV/m	dB	dBuV	dB/m	dB	dB	dB																																																																								
1 11870.00	47.24	74.00	-26.76	53.96	38.74	15.18	60.64	0.00	---	---	PEAK																																																																					
Limit	Read	Ant	Cable	Preamp	Aux	APos	TPos	Remark																																																																								
Freq	Level	Line	Margin	Level	Factor	Loss	Factor	Factor																																																																								
MHz	dBuV/m	dBuV/m	dB	dBuV	dB/m	dB	dB	dB																																																																								
1 11870.00	46.59	74.00	-27.41	53.31	38.74	15.18	60.64	0.00	---	---	PEAK																																																																					

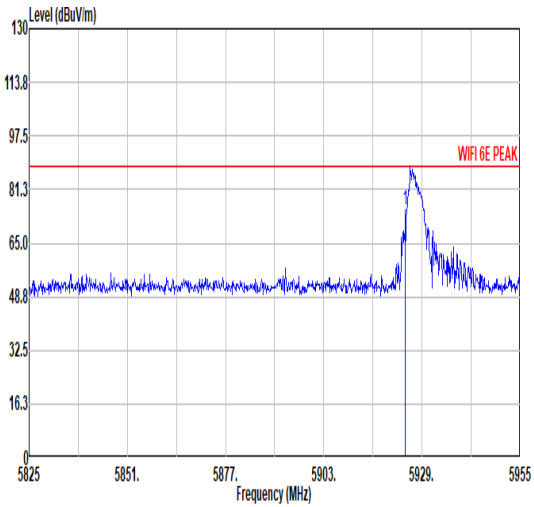
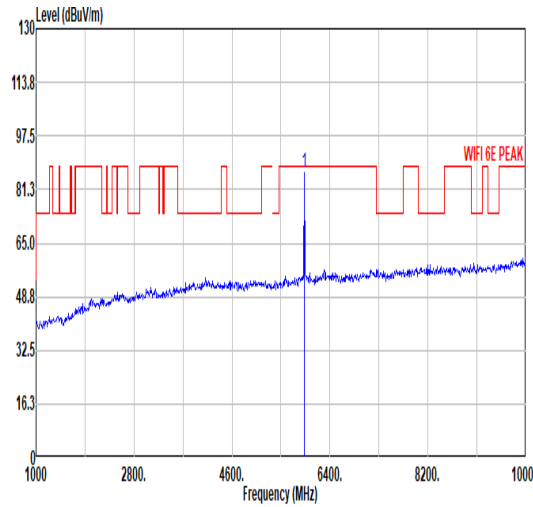
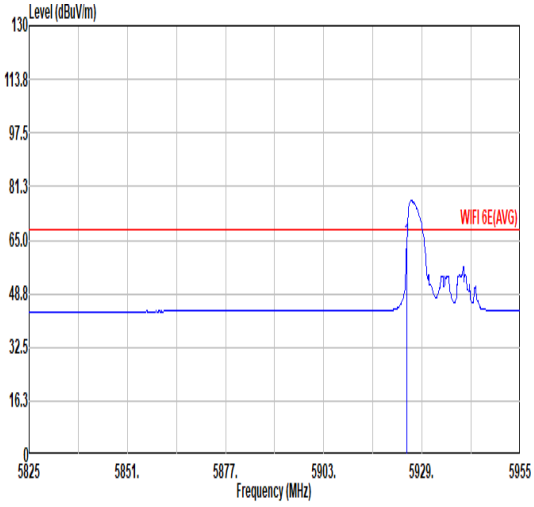
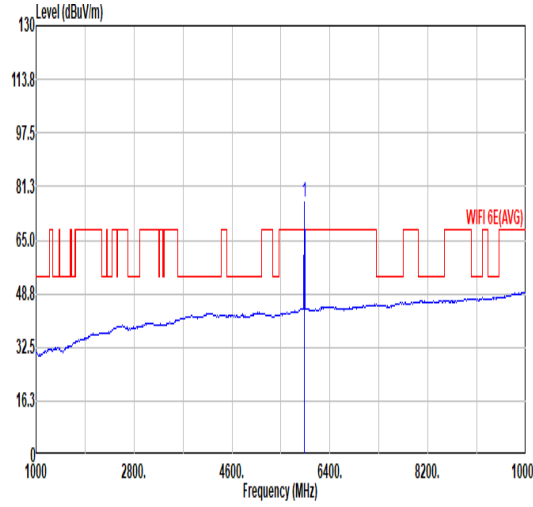


	62																																																																															
Mode	Band Edge																																																																															
	U-NII-5_5.925-6.425_802.11ax HE20_CH2_Partial_RU26/0_5935MHZ																																																																															
ANT	CDD 3+4																																																																															
Pol.	Horizontal	Fundamental																																																																														
Peak	<table border="1"> <thead> <tr> <th>Limit</th> <th>Read</th> <th>Ant</th> <th>Cable</th> <th>Preamp</th> <th>Aux</th> <th>APos</th> <th>TPos</th> <th>Remark</th> </tr> <tr> <th>Freq</th> <th>Level</th> <th>Line</th> <th>Margin</th> <th>Level</th> <th>Factor</th> <th>Loss</th> <th>Factor</th> <th>Factor</th> </tr> <tr> <th>MHz</th> <th>dBuV/m</th> <th>dBuV/m</th> <th>dB</th> <th>dBuV</th> <th>dB/m</th> <th>dB</th> <th>dB</th> <th>cm</th> <th>deg</th> </tr> </thead> <tbody> <tr> <td>1 5924.97</td> <td>75.31</td> <td>88.20</td> <td>-12.89</td> <td>61.68</td> <td>35.10</td> <td>10.52</td> <td>31.99</td> <td>0.00</td> <td>100</td> <td>174 PEAK</td> </tr> </tbody> </table>	Limit	Read	Ant	Cable	Preamp	Aux	APos	TPos	Remark	Freq	Level	Line	Margin	Level	Factor	Loss	Factor	Factor	MHz	dBuV/m	dBuV/m	dB	dBuV	dB/m	dB	dB	cm	deg	1 5924.97	75.31	88.20	-12.89	61.68	35.10	10.52	31.99	0.00	100	174 PEAK	<table border="1"> <thead> <tr> <th>Limit</th> <th>Read</th> <th>Ant</th> <th>Cable</th> <th>Preamp</th> <th>Aux</th> <th>APos</th> <th>TPos</th> <th>Remark</th> </tr> <tr> <th>Freq</th> <th>Level</th> <th>Line</th> <th>Margin</th> <th>Level</th> <th>Factor</th> <th>Loss</th> <th>Factor</th> <th>Factor</th> </tr> <tr> <th>MHz</th> <th>dBuV/m</th> <th>dBuV/m</th> <th>dB</th> <th>dBuV</th> <th>dB/m</th> <th>dB</th> <th>dB</th> <th>cm</th> <th>deg</th> </tr> </thead> <tbody> <tr> <td>1 5935.00</td> <td>84.98</td> <td>-----</td> <td>-----</td> <td>71.37</td> <td>35.09</td> <td>10.51</td> <td>31.99</td> <td>0.00</td> <td>100</td> <td>174 PEAK</td> </tr> </tbody> </table>	Limit	Read	Ant	Cable	Preamp	Aux	APos	TPos	Remark	Freq	Level	Line	Margin	Level	Factor	Loss	Factor	Factor	MHz	dBuV/m	dBuV/m	dB	dBuV	dB/m	dB	dB	cm	deg	1 5935.00	84.98	-----	-----	71.37	35.09	10.51	31.99	0.00	100	174 PEAK
Limit	Read	Ant	Cable	Preamp	Aux	APos	TPos	Remark																																																																								
Freq	Level	Line	Margin	Level	Factor	Loss	Factor	Factor																																																																								
MHz	dBuV/m	dBuV/m	dB	dBuV	dB/m	dB	dB	cm	deg																																																																							
1 5924.97	75.31	88.20	-12.89	61.68	35.10	10.52	31.99	0.00	100	174 PEAK																																																																						
Limit	Read	Ant	Cable	Preamp	Aux	APos	TPos	Remark																																																																								
Freq	Level	Line	Margin	Level	Factor	Loss	Factor	Factor																																																																								
MHz	dBuV/m	dBuV/m	dB	dBuV	dB/m	dB	dB	cm	deg																																																																							
1 5935.00	84.98	-----	-----	71.37	35.09	10.51	31.99	0.00	100	174 PEAK																																																																						
Avg	<table border="1"> <thead> <tr> <th>Limit</th> <th>Read</th> <th>Ant</th> <th>Cable</th> <th>Preamp</th> <th>Aux</th> <th>APos</th> <th>TPos</th> <th>Remark</th> </tr> <tr> <th>Freq</th> <th>Level</th> <th>Line</th> <th>Margin</th> <th>Level</th> <th>Factor</th> <th>Loss</th> <th>Factor</th> <th>Factor</th> </tr> <tr> <th>MHz</th> <th>dBuV/m</th> <th>dBuV/m</th> <th>dB</th> <th>dBuV</th> <th>dB/m</th> <th>dB</th> <th>dB</th> <th>cm</th> <th>deg</th> </tr> </thead> <tbody> <tr> <td>1 5924.97</td> <td>64.41</td> <td>68.20</td> <td>-3.79</td> <td>50.78</td> <td>35.10</td> <td>10.52</td> <td>31.99</td> <td>0.00</td> <td>100</td> <td>174 AVERAGE</td> </tr> </tbody> </table>	Limit	Read	Ant	Cable	Preamp	Aux	APos	TPos	Remark	Freq	Level	Line	Margin	Level	Factor	Loss	Factor	Factor	MHz	dBuV/m	dBuV/m	dB	dBuV	dB/m	dB	dB	cm	deg	1 5924.97	64.41	68.20	-3.79	50.78	35.10	10.52	31.99	0.00	100	174 AVERAGE	<table border="1"> <thead> <tr> <th>Limit</th> <th>Read</th> <th>Ant</th> <th>Cable</th> <th>Preamp</th> <th>Aux</th> <th>APos</th> <th>TPos</th> <th>Remark</th> </tr> <tr> <th>Freq</th> <th>Level</th> <th>Line</th> <th>Margin</th> <th>Level</th> <th>Factor</th> <th>Loss</th> <th>Factor</th> <th>Factor</th> </tr> <tr> <th>MHz</th> <th>dBuV/m</th> <th>dBuV/m</th> <th>dB</th> <th>dBuV</th> <th>dB/m</th> <th>dB</th> <th>dB</th> <th>cm</th> <th>deg</th> </tr> </thead> <tbody> <tr> <td>1 5935.00</td> <td>76.07</td> <td>-----</td> <td>-----</td> <td>62.46</td> <td>35.09</td> <td>10.51</td> <td>31.99</td> <td>0.00</td> <td>100</td> <td>174 AVERAGE</td> </tr> </tbody> </table>	Limit	Read	Ant	Cable	Preamp	Aux	APos	TPos	Remark	Freq	Level	Line	Margin	Level	Factor	Loss	Factor	Factor	MHz	dBuV/m	dBuV/m	dB	dBuV	dB/m	dB	dB	cm	deg	1 5935.00	76.07	-----	-----	62.46	35.09	10.51	31.99	0.00	100	174 AVERAGE
Limit	Read	Ant	Cable	Preamp	Aux	APos	TPos	Remark																																																																								
Freq	Level	Line	Margin	Level	Factor	Loss	Factor	Factor																																																																								
MHz	dBuV/m	dBuV/m	dB	dBuV	dB/m	dB	dB	cm	deg																																																																							
1 5924.97	64.41	68.20	-3.79	50.78	35.10	10.52	31.99	0.00	100	174 AVERAGE																																																																						
Limit	Read	Ant	Cable	Preamp	Aux	APos	TPos	Remark																																																																								
Freq	Level	Line	Margin	Level	Factor	Loss	Factor	Factor																																																																								
MHz	dBuV/m	dBuV/m	dB	dBuV	dB/m	dB	dB	cm	deg																																																																							
1 5935.00	76.07	-----	-----	62.46	35.09	10.51	31.99	0.00	100	174 AVERAGE																																																																						

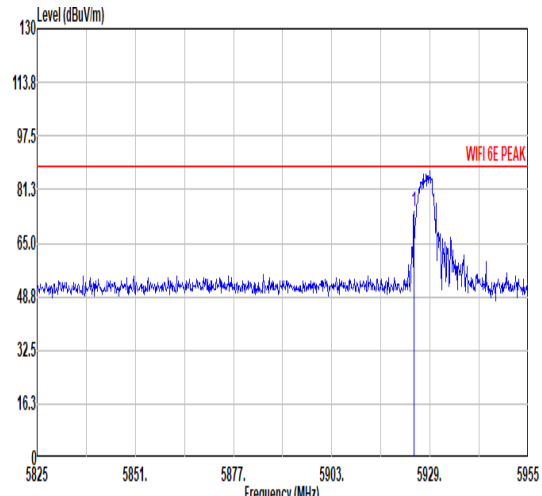
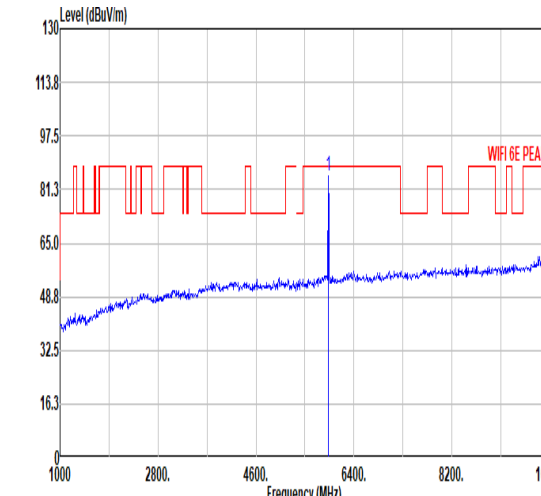
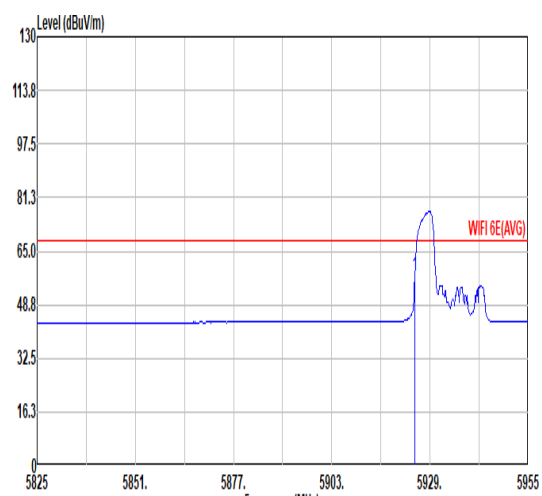
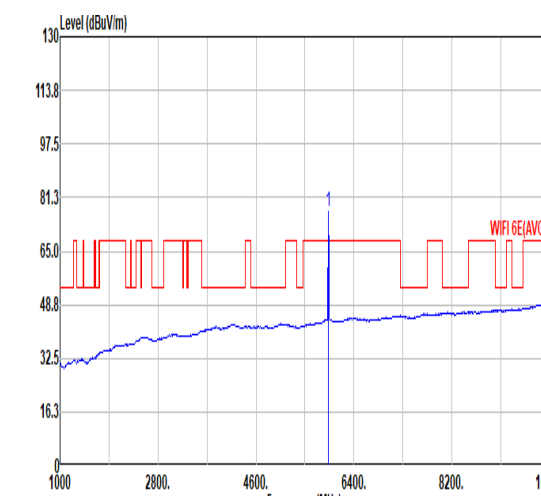


	62																																																																																			
Mode	Band Edge																																																																																			
	U-NII-5_5.925-6.425_802.11ax HE20_CH2_Partial_RU26/0_5935MHZ																																																																																			
ANT	CDD 3+4																																																																																			
Pol.	Vertical	Fundamental																																																																																		
Peak	 <p>Level (dBuV/m)</p> <p>Frequency (MHz)</p> <p>WIFI 6E PEAK</p> <table border="1"> <thead> <tr> <th>Limit</th> <th>Read</th> <th>Ant</th> <th>Cable</th> <th>Preamp</th> <th>Aux</th> <th>APos</th> <th>TPos</th> <th>Remark</th> </tr> <tr> <th>Freq</th> <th>Level</th> <th>Line</th> <th>Margin</th> <th>Level</th> <th>Factor</th> <th>Loss</th> <th>Factor</th> <th>Factor</th> </tr> <tr> <th>MHz</th> <th>dBuV/m</th> <th>dBuV/m</th> <th>dB</th> <th>dBuV</th> <th>dB/m</th> <th>dB</th> <th>dB</th> <th>cm</th> <th>deg</th> </tr> </thead> <tbody> <tr> <td>1</td> <td>5924.84</td> <td>66.66</td> <td>88.20</td> <td>-21.54</td> <td>53.03</td> <td>35.10</td> <td>10.52</td> <td>31.99</td> <td>0.00</td> <td>100</td> <td>239</td> <td>PEAK</td> </tr> </tbody> </table>	Limit	Read	Ant	Cable	Preamp	Aux	APos	TPos	Remark	Freq	Level	Line	Margin	Level	Factor	Loss	Factor	Factor	MHz	dBuV/m	dBuV/m	dB	dBuV	dB/m	dB	dB	cm	deg	1	5924.84	66.66	88.20	-21.54	53.03	35.10	10.52	31.99	0.00	100	239	PEAK	 <p>Level (dBuV/m)</p> <p>Frequency (MHz)</p> <p>WIFI 6E PEAK</p> <table border="1"> <thead> <tr> <th>Limit</th> <th>Read</th> <th>Ant</th> <th>Cable</th> <th>Preamp</th> <th>Aux</th> <th>APos</th> <th>TPos</th> <th>Remark</th> </tr> <tr> <th>Freq</th> <th>Level</th> <th>Line</th> <th>Margin</th> <th>Level</th> <th>Factor</th> <th>Loss</th> <th>Factor</th> <th>Factor</th> </tr> <tr> <th>MHz</th> <th>dBuV/m</th> <th>dBuV/m</th> <th>dB</th> <th>dBuV</th> <th>dB/m</th> <th>dB</th> <th>dB</th> <th>cm</th> <th>deg</th> </tr> </thead> <tbody> <tr> <td>1</td> <td>5935.00</td> <td>81.73</td> <td>.....</td> <td>.....</td> <td>68.12</td> <td>35.09</td> <td>10.51</td> <td>31.99</td> <td>0.00</td> <td>100</td> <td>239</td> <td>PEAK</td> </tr> </tbody> </table>	Limit	Read	Ant	Cable	Preamp	Aux	APos	TPos	Remark	Freq	Level	Line	Margin	Level	Factor	Loss	Factor	Factor	MHz	dBuV/m	dBuV/m	dB	dBuV	dB/m	dB	dB	cm	deg	1	5935.00	81.73	68.12	35.09	10.51	31.99	0.00	100	239	PEAK
	Limit	Read	Ant	Cable	Preamp	Aux	APos	TPos	Remark																																																																											
Freq	Level	Line	Margin	Level	Factor	Loss	Factor	Factor																																																																												
MHz	dBuV/m	dBuV/m	dB	dBuV	dB/m	dB	dB	cm	deg																																																																											
1	5924.84	66.66	88.20	-21.54	53.03	35.10	10.52	31.99	0.00	100	239	PEAK																																																																								
Limit	Read	Ant	Cable	Preamp	Aux	APos	TPos	Remark																																																																												
Freq	Level	Line	Margin	Level	Factor	Loss	Factor	Factor																																																																												
MHz	dBuV/m	dBuV/m	dB	dBuV	dB/m	dB	dB	cm	deg																																																																											
1	5935.00	81.73	68.12	35.09	10.51	31.99	0.00	100	239	PEAK																																																																								
Avg	 <p>Level (dBuV/m)</p> <p>Frequency (MHz)</p> <p>WIFI 6E(AVG)</p> <table border="1"> <thead> <tr> <th>Limit</th> <th>Read</th> <th>Ant</th> <th>Cable</th> <th>Preamp</th> <th>Aux</th> <th>APos</th> <th>TPos</th> <th>Remark</th> </tr> <tr> <th>Freq</th> <th>Level</th> <th>Line</th> <th>Margin</th> <th>Level</th> <th>Factor</th> <th>Loss</th> <th>Factor</th> <th>Factor</th> </tr> <tr> <th>MHz</th> <th>dBuV/m</th> <th>dBuV/m</th> <th>dB</th> <th>dBuV</th> <th>dB/m</th> <th>dB</th> <th>dB</th> <th>cm</th> <th>deg</th> </tr> </thead> <tbody> <tr> <td>1</td> <td>5924.97</td> <td>55.11</td> <td>68.20</td> <td>-13.09</td> <td>41.48</td> <td>35.10</td> <td>10.52</td> <td>31.99</td> <td>0.00</td> <td>100</td> <td>239</td> <td>AVERAGE</td> </tr> </tbody> </table>	Limit	Read	Ant	Cable	Preamp	Aux	APos	TPos	Remark	Freq	Level	Line	Margin	Level	Factor	Loss	Factor	Factor	MHz	dBuV/m	dBuV/m	dB	dBuV	dB/m	dB	dB	cm	deg	1	5924.97	55.11	68.20	-13.09	41.48	35.10	10.52	31.99	0.00	100	239	AVERAGE	 <p>Level (dBuV/m)</p> <p>Frequency (MHz)</p> <p>WIFI 6E(AVG)</p> <table border="1"> <thead> <tr> <th>Limit</th> <th>Read</th> <th>Ant</th> <th>Cable</th> <th>Preamp</th> <th>Aux</th> <th>APos</th> <th>TPos</th> <th>Remark</th> </tr> <tr> <th>Freq</th> <th>Level</th> <th>Line</th> <th>Margin</th> <th>Level</th> <th>Factor</th> <th>Loss</th> <th>Factor</th> <th>Factor</th> </tr> <tr> <th>MHz</th> <th>dBuV/m</th> <th>dBuV/m</th> <th>dB</th> <th>dBuV</th> <th>dB/m</th> <th>dB</th> <th>dB</th> <th>cm</th> <th>deg</th> </tr> </thead> <tbody> <tr> <td>1</td> <td>5935.00</td> <td>72.91</td> <td>.....</td> <td>.....</td> <td>59.30</td> <td>35.09</td> <td>10.51</td> <td>31.99</td> <td>0.00</td> <td>100</td> <td>239</td> <td>AVERAGE</td> </tr> </tbody> </table>	Limit	Read	Ant	Cable	Preamp	Aux	APos	TPos	Remark	Freq	Level	Line	Margin	Level	Factor	Loss	Factor	Factor	MHz	dBuV/m	dBuV/m	dB	dBuV	dB/m	dB	dB	cm	deg	1	5935.00	72.91	59.30	35.09	10.51	31.99	0.00	100	239	AVERAGE
	Limit	Read	Ant	Cable	Preamp	Aux	APos	TPos	Remark																																																																											
Freq	Level	Line	Margin	Level	Factor	Loss	Factor	Factor																																																																												
MHz	dBuV/m	dBuV/m	dB	dBuV	dB/m	dB	dB	cm	deg																																																																											
1	5924.97	55.11	68.20	-13.09	41.48	35.10	10.52	31.99	0.00	100	239	AVERAGE																																																																								
Limit	Read	Ant	Cable	Preamp	Aux	APos	TPos	Remark																																																																												
Freq	Level	Line	Margin	Level	Factor	Loss	Factor	Factor																																																																												
MHz	dBuV/m	dBuV/m	dB	dBuV	dB/m	dB	dB	cm	deg																																																																											
1	5935.00	72.91	59.30	35.09	10.51	31.99	0.00	100	239	AVERAGE																																																																								



	63																																																																																	
Mode	Band Edge																																																																																	
	U-NII-5_5.925-6.425_802.11ax HE20_CH2_Partial_RU52/37_5935MHz																																																																																	
ANT	CDD 3+4																																																																																	
Pol.	Horizontal	Fundamental																																																																																
Peak	 <p>Level (dBuV/m) vs Frequency (MHz) plot for Horizontal polarization. The y-axis ranges from 0 to 130 dBuV/m, and the x-axis ranges from 5825 to 5955 MHz. A red horizontal line indicates the limit at approximately 81.3 dBuV/m. A blue trace shows a peak labeled 'WIFI 6E PEAK' at 5929 MHz.</p> <table border="1"> <thead> <tr> <th>Limit</th> <th>Read</th> <th>Ant</th> <th>Cable</th> <th>Preamp</th> <th>Aux</th> <th>APos</th> <th>TPos</th> <th>Remark</th> </tr> <tr> <th>Freq</th> <th>Level</th> <th>Line Margin</th> <th>Level Factor</th> <th>Loss Factor</th> <th>Factor</th> <th></th> <th></th> <th></th> </tr> <tr> <th>MHz</th> <th>dBuV/m</th> <th>dBuV/m</th> <th>dB</th> <th>dBuV</th> <th>dB/m</th> <th>dB</th> <th>dB</th> <th>cm</th> <th>deg</th> </tr> </thead> <tbody> <tr> <td>1 5924.58</td> <td>75.22</td> <td>88.20</td> <td>-12.98</td> <td>61.59</td> <td>35.10</td> <td>10.52</td> <td>31.99</td> <td>0.00</td> <td>100</td> <td>184</td> <td>PEAK</td> </tr> </tbody> </table>	Limit	Read	Ant	Cable	Preamp	Aux	APos	TPos	Remark	Freq	Level	Line Margin	Level Factor	Loss Factor	Factor				MHz	dBuV/m	dBuV/m	dB	dBuV	dB/m	dB	dB	cm	deg	1 5924.58	75.22	88.20	-12.98	61.59	35.10	10.52	31.99	0.00	100	184	PEAK	 <p>Level (dBuV/m) vs Frequency (MHz) plot for Fundamental polarization. The y-axis ranges from 0 to 130 dBuV/m, and the x-axis ranges from 1000 to 10000 MHz. A red horizontal line indicates the limit at approximately 81.3 dBuV/m. A blue trace shows a peak labeled 'WIFI 6E PEAK' at 5935 MHz.</p> <table border="1"> <thead> <tr> <th>Limit</th> <th>Read</th> <th>Ant</th> <th>Cable</th> <th>Preamp</th> <th>Aux</th> <th>APos</th> <th>TPos</th> <th>Remark</th> </tr> <tr> <th>Freq</th> <th>Level</th> <th>Line Margin</th> <th>Level Factor</th> <th>Loss Factor</th> <th>Factor</th> <th></th> <th></th> <th></th> </tr> <tr> <th>MHz</th> <th>dBuV/m</th> <th>dBuV/m</th> <th>dB</th> <th>dBuV</th> <th>dB/m</th> <th>dB</th> <th>dB</th> <th>cm</th> <th>deg</th> </tr> </thead> <tbody> <tr> <td>1 5935.00</td> <td>86.38</td> <td>-----</td> <td>-----</td> <td>72.77</td> <td>35.09</td> <td>10.51</td> <td>31.99</td> <td>0.00</td> <td>100</td> <td>184</td> <td>PEAK</td> </tr> </tbody> </table>	Limit	Read	Ant	Cable	Preamp	Aux	APos	TPos	Remark	Freq	Level	Line Margin	Level Factor	Loss Factor	Factor				MHz	dBuV/m	dBuV/m	dB	dBuV	dB/m	dB	dB	cm	deg	1 5935.00	86.38	-----	-----	72.77	35.09	10.51	31.99	0.00	100	184	PEAK
Limit	Read	Ant	Cable	Preamp	Aux	APos	TPos	Remark																																																																										
Freq	Level	Line Margin	Level Factor	Loss Factor	Factor																																																																													
MHz	dBuV/m	dBuV/m	dB	dBuV	dB/m	dB	dB	cm	deg																																																																									
1 5924.58	75.22	88.20	-12.98	61.59	35.10	10.52	31.99	0.00	100	184	PEAK																																																																							
Limit	Read	Ant	Cable	Preamp	Aux	APos	TPos	Remark																																																																										
Freq	Level	Line Margin	Level Factor	Loss Factor	Factor																																																																													
MHz	dBuV/m	dBuV/m	dB	dBuV	dB/m	dB	dB	cm	deg																																																																									
1 5935.00	86.38	-----	-----	72.77	35.09	10.51	31.99	0.00	100	184	PEAK																																																																							
Avg	 <p>Level (dBuV/m) vs Frequency (MHz) plot for Average Horizontal polarization. The y-axis ranges from 0 to 130 dBuV/m, and the x-axis ranges from 5825 to 5955 MHz. A red horizontal line indicates the limit at approximately 65.0 dBuV/m. A blue trace shows an average peak labeled 'WIFI 6E(AVG)' at 5929 MHz.</p> <table border="1"> <thead> <tr> <th>Limit</th> <th>Read</th> <th>Ant</th> <th>Cable</th> <th>Preamp</th> <th>Aux</th> <th>APos</th> <th>TPos</th> <th>Remark</th> </tr> <tr> <th>Freq</th> <th>Level</th> <th>Line Margin</th> <th>Level Factor</th> <th>Loss Factor</th> <th>Factor</th> <th></th> <th></th> <th></th> </tr> <tr> <th>MHz</th> <th>dBuV/m</th> <th>dBuV/m</th> <th>dB</th> <th>dBuV</th> <th>dB/m</th> <th>dB</th> <th>dB</th> <th>cm</th> <th>deg</th> </tr> </thead> <tbody> <tr> <td>1 5924.97</td> <td>64.48</td> <td>68.20</td> <td>-3.72</td> <td>50.85</td> <td>35.10</td> <td>10.52</td> <td>31.99</td> <td>0.00</td> <td>100</td> <td>184</td> <td>AVERAGE</td> </tr> </tbody> </table>	Limit	Read	Ant	Cable	Preamp	Aux	APos	TPos	Remark	Freq	Level	Line Margin	Level Factor	Loss Factor	Factor				MHz	dBuV/m	dBuV/m	dB	dBuV	dB/m	dB	dB	cm	deg	1 5924.97	64.48	68.20	-3.72	50.85	35.10	10.52	31.99	0.00	100	184	AVERAGE	 <p>Level (dBuV/m) vs Frequency (MHz) plot for Average Fundamental polarization. The y-axis ranges from 0 to 130 dBuV/m, and the x-axis ranges from 1000 to 10000 MHz. A red horizontal line indicates the limit at approximately 65.0 dBuV/m. A blue trace shows an average peak labeled 'WIFI 6E(AVG)' at 5935 MHz.</p> <table border="1"> <thead> <tr> <th>Limit</th> <th>Read</th> <th>Ant</th> <th>Cable</th> <th>Preamp</th> <th>Aux</th> <th>APos</th> <th>TPos</th> <th>Remark</th> </tr> <tr> <th>Freq</th> <th>Level</th> <th>Line Margin</th> <th>Level Factor</th> <th>Loss Factor</th> <th>Factor</th> <th></th> <th></th> <th></th> </tr> <tr> <th>MHz</th> <th>dBuV/m</th> <th>dBuV/m</th> <th>dB</th> <th>dBuV</th> <th>dB/m</th> <th>dB</th> <th>dB</th> <th>cm</th> <th>deg</th> </tr> </thead> <tbody> <tr> <td>1 5935.00</td> <td>76.76</td> <td>-----</td> <td>-----</td> <td>63.15</td> <td>35.09</td> <td>10.51</td> <td>31.99</td> <td>0.00</td> <td>100</td> <td>184</td> <td>AVERAGE</td> </tr> </tbody> </table>	Limit	Read	Ant	Cable	Preamp	Aux	APos	TPos	Remark	Freq	Level	Line Margin	Level Factor	Loss Factor	Factor				MHz	dBuV/m	dBuV/m	dB	dBuV	dB/m	dB	dB	cm	deg	1 5935.00	76.76	-----	-----	63.15	35.09	10.51	31.99	0.00	100	184	AVERAGE
Limit	Read	Ant	Cable	Preamp	Aux	APos	TPos	Remark																																																																										
Freq	Level	Line Margin	Level Factor	Loss Factor	Factor																																																																													
MHz	dBuV/m	dBuV/m	dB	dBuV	dB/m	dB	dB	cm	deg																																																																									
1 5924.97	64.48	68.20	-3.72	50.85	35.10	10.52	31.99	0.00	100	184	AVERAGE																																																																							
Limit	Read	Ant	Cable	Preamp	Aux	APos	TPos	Remark																																																																										
Freq	Level	Line Margin	Level Factor	Loss Factor	Factor																																																																													
MHz	dBuV/m	dBuV/m	dB	dBuV	dB/m	dB	dB	cm	deg																																																																									
1 5935.00	76.76	-----	-----	63.15	35.09	10.51	31.99	0.00	100	184	AVERAGE																																																																							



	63																																																																													
Mode	Band Edge																																																																													
	U-NII-5_5.925-6.425_802.11ax HE20_CH2_Partial_RU52/37_5935MHz																																																																													
ANT	CDD 3+4																																																																													
Pol.	Vertical	Fundamental																																																																												
Peak	 <p>Level (dBuV/m) vs Frequency (MHz) plot for Vertical polarization. The y-axis ranges from 0 to 130 dBuV/m, and the x-axis ranges from 5825 to 5955 MHz. A red horizontal line indicates the limit at approximately 81.3 dBuV/m. A blue curve shows the measured signal with a peak labeled 'WIFI 6E PEAK' at 5929 MHz.</p> <table border="1"> <thead> <tr> <th>Limit</th> <th>Read</th> <th>Ant</th> <th>Cable</th> <th>Preamp</th> <th>Aux</th> <th>APos</th> <th>TPos</th> <th>Remark</th> </tr> <tr> <th>Freq</th> <th>Level</th> <th>Line Margin</th> <th>Level Factor</th> <th>Loss Factor</th> <th>Factor</th> <th></th> <th></th> <th></th> </tr> <tr> <th>MHz</th> <th>dBuV/m</th> <th>dBuV/m</th> <th>dB</th> <th>dBuV</th> <th>dB/m</th> <th>dB</th> <th>dB</th> <th>cm</th> <th>deg</th> </tr> </thead> <tbody> <tr> <td>1 5924.71</td> <td>74.51</td> <td>88.20</td> <td>-13.69</td> <td>60.88</td> <td>35.10</td> <td>10.52</td> <td>31.99</td> <td>0.00</td> <td>100 239 PEAK</td> </tr> </tbody> </table>	Limit	Read	Ant	Cable	Preamp	Aux	APos	TPos	Remark	Freq	Level	Line Margin	Level Factor	Loss Factor	Factor				MHz	dBuV/m	dBuV/m	dB	dBuV	dB/m	dB	dB	cm	deg	1 5924.71	74.51	88.20	-13.69	60.88	35.10	10.52	31.99	0.00	100 239 PEAK	 <p>Level (dBuV/m) vs Frequency (MHz) plot for Fundamental polarization. The y-axis ranges from 0 to 130 dBuV/m, and the x-axis ranges from 1000 to 10000 MHz. A red horizontal line indicates the limit at approximately 81.3 dBuV/m. A blue curve shows the measured signal with a peak labeled 'WIFI 6E PEAK' at 5935 MHz.</p> <table border="1"> <thead> <tr> <th>Limit</th> <th>Read</th> <th>Ant</th> <th>Cable</th> <th>Preamp</th> <th>Aux</th> <th>APos</th> <th>TPos</th> <th>Remark</th> </tr> <tr> <th>Freq</th> <th>Level</th> <th>Line Margin</th> <th>Level Factor</th> <th>Loss Factor</th> <th>Factor</th> <th></th> <th></th> <th></th> </tr> <tr> <th>MHz</th> <th>dBuV/m</th> <th>dBuV/m</th> <th>dB</th> <th>dBuV</th> <th>dB/m</th> <th>dB</th> <th>dB</th> <th>cm</th> <th>deg</th> </tr> </thead> <tbody> <tr> <td>1 5935.00</td> <td>85.37</td> <td>-----</td> <td>-----</td> <td>71.72</td> <td>35.13</td> <td>10.52</td> <td>32.00</td> <td>0.00</td> <td>100 239 PEAK</td> </tr> </tbody> </table>	Limit	Read	Ant	Cable	Preamp	Aux	APos	TPos	Remark	Freq	Level	Line Margin	Level Factor	Loss Factor	Factor				MHz	dBuV/m	dBuV/m	dB	dBuV	dB/m	dB	dB	cm	deg	1 5935.00	85.37	-----	-----	71.72	35.13	10.52	32.00	0.00	100 239 PEAK
Limit	Read	Ant	Cable	Preamp	Aux	APos	TPos	Remark																																																																						
Freq	Level	Line Margin	Level Factor	Loss Factor	Factor																																																																									
MHz	dBuV/m	dBuV/m	dB	dBuV	dB/m	dB	dB	cm	deg																																																																					
1 5924.71	74.51	88.20	-13.69	60.88	35.10	10.52	31.99	0.00	100 239 PEAK																																																																					
Limit	Read	Ant	Cable	Preamp	Aux	APos	TPos	Remark																																																																						
Freq	Level	Line Margin	Level Factor	Loss Factor	Factor																																																																									
MHz	dBuV/m	dBuV/m	dB	dBuV	dB/m	dB	dB	cm	deg																																																																					
1 5935.00	85.37	-----	-----	71.72	35.13	10.52	32.00	0.00	100 239 PEAK																																																																					
Avg	 <p>Level (dBuV/m) vs Frequency (MHz) plot for Vertical polarization. The y-axis ranges from 0 to 130 dBuV/m, and the x-axis ranges from 5825 to 5955 MHz. A red horizontal line indicates the limit at approximately 65.0 dBuV/m. A blue curve shows the averaged signal with a peak labeled 'WIFI 6E(AVG)' at 5929 MHz.</p> <table border="1"> <thead> <tr> <th>Limit</th> <th>Read</th> <th>Ant</th> <th>Cable</th> <th>Preamp</th> <th>Aux</th> <th>APos</th> <th>TPos</th> <th>Remark</th> </tr> <tr> <th>Freq</th> <th>Level</th> <th>Line Margin</th> <th>Level Factor</th> <th>Loss Factor</th> <th>Factor</th> <th></th> <th></th> <th></th> </tr> <tr> <th>MHz</th> <th>dBuV/m</th> <th>dBuV/m</th> <th>dB</th> <th>dBuV</th> <th>dB/m</th> <th>dB</th> <th>dB</th> <th>cm</th> <th>deg</th> </tr> </thead> <tbody> <tr> <td>1 5924.97</td> <td>57.27</td> <td>68.20</td> <td>-10.93</td> <td>43.64</td> <td>35.10</td> <td>10.52</td> <td>31.99</td> <td>0.00</td> <td>100 239 AVERAGE</td> </tr> </tbody> </table>	Limit	Read	Ant	Cable	Preamp	Aux	APos	TPos	Remark	Freq	Level	Line Margin	Level Factor	Loss Factor	Factor				MHz	dBuV/m	dBuV/m	dB	dBuV	dB/m	dB	dB	cm	deg	1 5924.97	57.27	68.20	-10.93	43.64	35.10	10.52	31.99	0.00	100 239 AVERAGE	 <p>Level (dBuV/m) vs Frequency (MHz) plot for Fundamental polarization. The y-axis ranges from 0 to 130 dBuV/m, and the x-axis ranges from 1000 to 10000 MHz. A red horizontal line indicates the limit at approximately 65.0 dBuV/m. A blue curve shows the averaged signal with a peak labeled 'WIFI 6E(AVG)' at 5935 MHz.</p> <table border="1"> <thead> <tr> <th>Limit</th> <th>Read</th> <th>Ant</th> <th>Cable</th> <th>Preamp</th> <th>Aux</th> <th>APos</th> <th>TPos</th> <th>Remark</th> </tr> <tr> <th>Freq</th> <th>Level</th> <th>Line Margin</th> <th>Level Factor</th> <th>Loss Factor</th> <th>Factor</th> <th></th> <th></th> <th></th> </tr> <tr> <th>MHz</th> <th>dBuV/m</th> <th>dBuV/m</th> <th>dB</th> <th>dBuV</th> <th>dB/m</th> <th>dB</th> <th>dB</th> <th>cm</th> <th>deg</th> </tr> </thead> <tbody> <tr> <td>1 5935.00</td> <td>76.86</td> <td>-----</td> <td>-----</td> <td>63.21</td> <td>35.13</td> <td>10.52</td> <td>32.00</td> <td>0.00</td> <td>100 239 AVERAGE</td> </tr> </tbody> </table>	Limit	Read	Ant	Cable	Preamp	Aux	APos	TPos	Remark	Freq	Level	Line Margin	Level Factor	Loss Factor	Factor				MHz	dBuV/m	dBuV/m	dB	dBuV	dB/m	dB	dB	cm	deg	1 5935.00	76.86	-----	-----	63.21	35.13	10.52	32.00	0.00	100 239 AVERAGE
Limit	Read	Ant	Cable	Preamp	Aux	APos	TPos	Remark																																																																						
Freq	Level	Line Margin	Level Factor	Loss Factor	Factor																																																																									
MHz	dBuV/m	dBuV/m	dB	dBuV	dB/m	dB	dB	cm	deg																																																																					
1 5924.97	57.27	68.20	-10.93	43.64	35.10	10.52	31.99	0.00	100 239 AVERAGE																																																																					
Limit	Read	Ant	Cable	Preamp	Aux	APos	TPos	Remark																																																																						
Freq	Level	Line Margin	Level Factor	Loss Factor	Factor																																																																									
MHz	dBuV/m	dBuV/m	dB	dBuV	dB/m	dB	dB	cm	deg																																																																					
1 5935.00	76.86	-----	-----	63.21	35.13	10.52	32.00	0.00	100 239 AVERAGE																																																																					

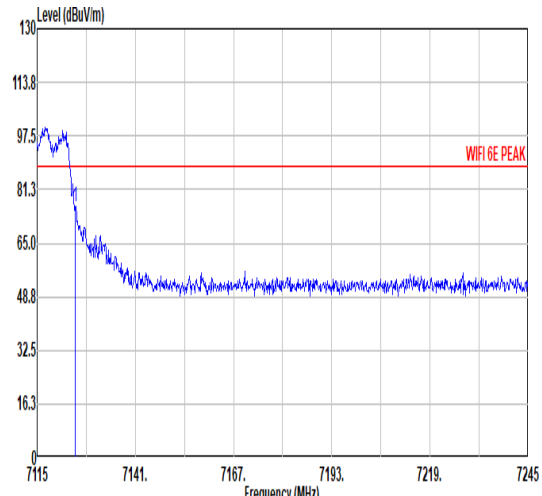
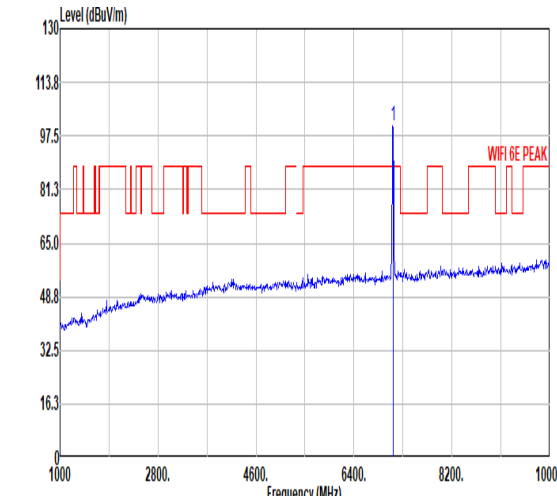
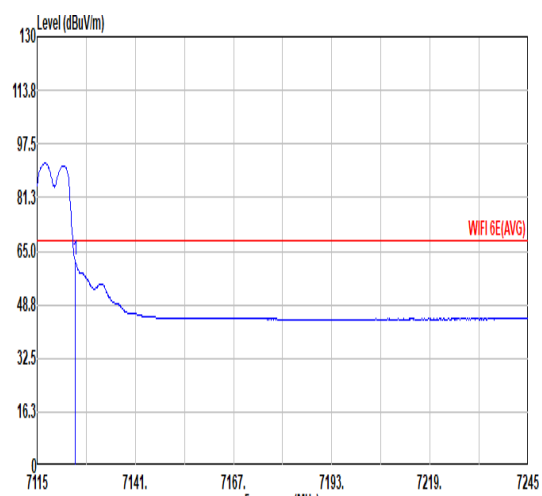
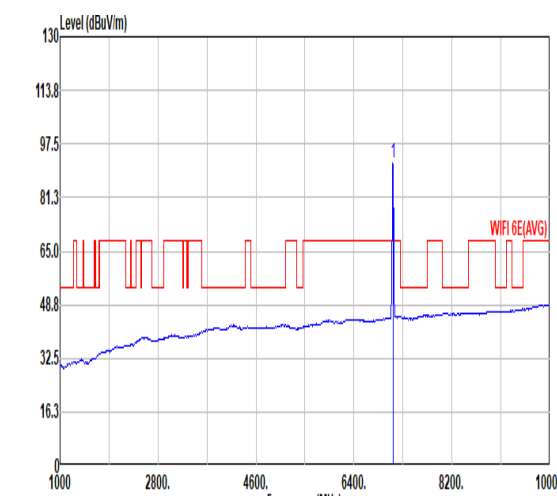


	64																																																																																			
Mode	Band Edge																																																																																			
	U-NII-5_5.925-6.425_802.11ax HE20_CH2_Partial_RU106/53_5935MHz																																																																																			
ANT	CDD 3+4																																																																																			
Pol.	Horizontal	Fundamental																																																																																		
Peak	<table border="1"> <thead> <tr> <th>Limit</th> <th>Read</th> <th>Ant</th> <th>Cable</th> <th>Preamp</th> <th>Aux</th> <th>APos</th> <th>TPos</th> <th>Remark</th> </tr> <tr> <th>Freq</th> <th>Level</th> <th>Line Margin</th> <th>Level Factor</th> <th>Loss Factor</th> <th>Factor</th> <th>Factor</th> <th></th> <th></th> </tr> <tr> <th>MHz</th> <th>dBuV/m</th> <th>dBuV/m</th> <th>dB</th> <th>dBuV</th> <th>dB/m</th> <th>dB</th> <th>dB</th> <th>cm</th> <th>deg</th> </tr> </thead> <tbody> <tr> <td>1</td> <td>5924.97</td> <td>73.86</td> <td>88.20</td> <td>-14.34</td> <td>60.23</td> <td>35.10</td> <td>10.52</td> <td>31.99</td> <td>0.00</td> <td>120</td> <td>187</td> <td>PEAK</td> </tr> </tbody> </table>	Limit	Read	Ant	Cable	Preamp	Aux	APos	TPos	Remark	Freq	Level	Line Margin	Level Factor	Loss Factor	Factor	Factor			MHz	dBuV/m	dBuV/m	dB	dBuV	dB/m	dB	dB	cm	deg	1	5924.97	73.86	88.20	-14.34	60.23	35.10	10.52	31.99	0.00	120	187	PEAK	<table border="1"> <thead> <tr> <th>Limit</th> <th>Read</th> <th>Ant</th> <th>Cable</th> <th>Preamp</th> <th>Aux</th> <th>APos</th> <th>TPos</th> <th>Remark</th> </tr> <tr> <th>Freq</th> <th>Level</th> <th>Line Margin</th> <th>Level Factor</th> <th>Loss Factor</th> <th>Factor</th> <th>Factor</th> <th></th> <th></th> </tr> <tr> <th>MHz</th> <th>dBuV/m</th> <th>dBuV/m</th> <th>dB</th> <th>dBuV</th> <th>dB/m</th> <th>dB</th> <th>dB</th> <th>cm</th> <th>deg</th> </tr> </thead> <tbody> <tr> <td>1</td> <td>5935.00</td> <td>84.07</td> <td>-----</td> <td>-----</td> <td>70.42</td> <td>35.13</td> <td>10.52</td> <td>32.00</td> <td>0.00</td> <td>120</td> <td>187</td> <td>PEAK</td> </tr> </tbody> </table>	Limit	Read	Ant	Cable	Preamp	Aux	APos	TPos	Remark	Freq	Level	Line Margin	Level Factor	Loss Factor	Factor	Factor			MHz	dBuV/m	dBuV/m	dB	dBuV	dB/m	dB	dB	cm	deg	1	5935.00	84.07	-----	-----	70.42	35.13	10.52	32.00	0.00	120	187	PEAK
Limit	Read	Ant	Cable	Preamp	Aux	APos	TPos	Remark																																																																												
Freq	Level	Line Margin	Level Factor	Loss Factor	Factor	Factor																																																																														
MHz	dBuV/m	dBuV/m	dB	dBuV	dB/m	dB	dB	cm	deg																																																																											
1	5924.97	73.86	88.20	-14.34	60.23	35.10	10.52	31.99	0.00	120	187	PEAK																																																																								
Limit	Read	Ant	Cable	Preamp	Aux	APos	TPos	Remark																																																																												
Freq	Level	Line Margin	Level Factor	Loss Factor	Factor	Factor																																																																														
MHz	dBuV/m	dBuV/m	dB	dBuV	dB/m	dB	dB	cm	deg																																																																											
1	5935.00	84.07	-----	-----	70.42	35.13	10.52	32.00	0.00	120	187	PEAK																																																																								
Avg	<table border="1"> <thead> <tr> <th>Limit</th> <th>Read</th> <th>Ant</th> <th>Cable</th> <th>Preamp</th> <th>Aux</th> <th>APos</th> <th>TPos</th> <th>Remark</th> </tr> <tr> <th>Freq</th> <th>Level</th> <th>Line Margin</th> <th>Level Factor</th> <th>Loss Factor</th> <th>Factor</th> <th>Factor</th> <th></th> <th></th> </tr> <tr> <th>MHz</th> <th>dBuV/m</th> <th>dBuV/m</th> <th>dB</th> <th>dBuV</th> <th>dB/m</th> <th>dB</th> <th>dB</th> <th>cm</th> <th>deg</th> </tr> </thead> <tbody> <tr> <td>1</td> <td>5924.97</td> <td>64.97</td> <td>-3.23</td> <td>51.34</td> <td>35.10</td> <td>10.52</td> <td>31.99</td> <td>0.00</td> <td>120</td> <td>187</td> <td>AVERAGE</td> </tr> </tbody> </table>	Limit	Read	Ant	Cable	Preamp	Aux	APos	TPos	Remark	Freq	Level	Line Margin	Level Factor	Loss Factor	Factor	Factor			MHz	dBuV/m	dBuV/m	dB	dBuV	dB/m	dB	dB	cm	deg	1	5924.97	64.97	-3.23	51.34	35.10	10.52	31.99	0.00	120	187	AVERAGE	<table border="1"> <thead> <tr> <th>Limit</th> <th>Read</th> <th>Ant</th> <th>Cable</th> <th>Preamp</th> <th>Aux</th> <th>APos</th> <th>TPos</th> <th>Remark</th> </tr> <tr> <th>Freq</th> <th>Level</th> <th>Line Margin</th> <th>Level Factor</th> <th>Loss Factor</th> <th>Factor</th> <th>Factor</th> <th></th> <th></th> </tr> <tr> <th>MHz</th> <th>dBuV/m</th> <th>dBuV/m</th> <th>dB</th> <th>dBuV</th> <th>dB/m</th> <th>dB</th> <th>dB</th> <th>cm</th> <th>deg</th> </tr> </thead> <tbody> <tr> <td>1</td> <td>5935.00</td> <td>74.96</td> <td>-----</td> <td>-----</td> <td>61.35</td> <td>35.09</td> <td>10.51</td> <td>31.99</td> <td>0.00</td> <td>120</td> <td>187</td> <td>AVERAGE</td> </tr> </tbody> </table>	Limit	Read	Ant	Cable	Preamp	Aux	APos	TPos	Remark	Freq	Level	Line Margin	Level Factor	Loss Factor	Factor	Factor			MHz	dBuV/m	dBuV/m	dB	dBuV	dB/m	dB	dB	cm	deg	1	5935.00	74.96	-----	-----	61.35	35.09	10.51	31.99	0.00	120	187	AVERAGE	
Limit	Read	Ant	Cable	Preamp	Aux	APos	TPos	Remark																																																																												
Freq	Level	Line Margin	Level Factor	Loss Factor	Factor	Factor																																																																														
MHz	dBuV/m	dBuV/m	dB	dBuV	dB/m	dB	dB	cm	deg																																																																											
1	5924.97	64.97	-3.23	51.34	35.10	10.52	31.99	0.00	120	187	AVERAGE																																																																									
Limit	Read	Ant	Cable	Preamp	Aux	APos	TPos	Remark																																																																												
Freq	Level	Line Margin	Level Factor	Loss Factor	Factor	Factor																																																																														
MHz	dBuV/m	dBuV/m	dB	dBuV	dB/m	dB	dB	cm	deg																																																																											
1	5935.00	74.96	-----	-----	61.35	35.09	10.51	31.99	0.00	120	187	AVERAGE																																																																								

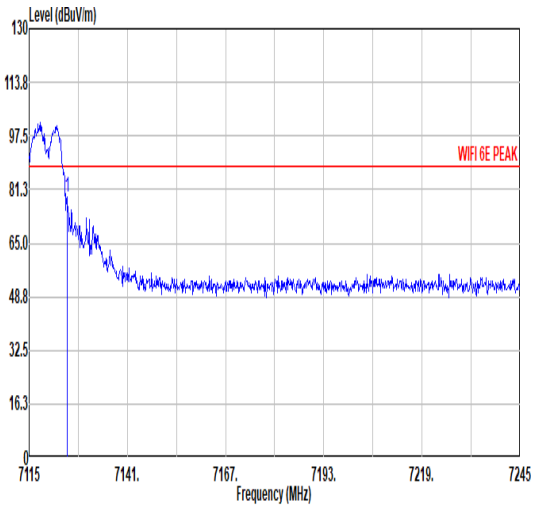
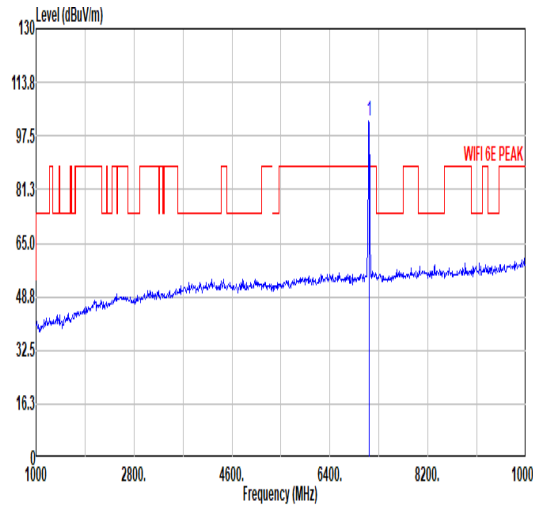
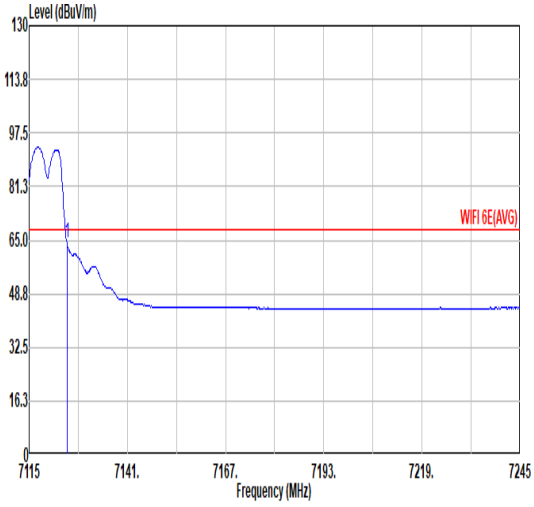
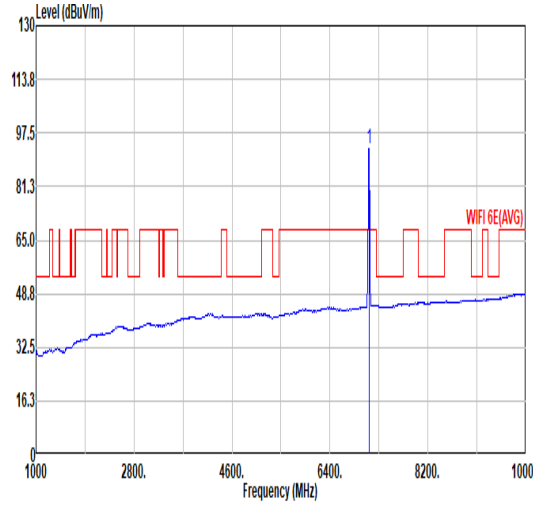


	64																																																																													
Mode	Band Edge																																																																													
	U-NII-5_5.925-6.425_802.11ax HE20_CH2_Partial_RU106/53_5935MHz																																																																													
ANT	CDD 3+4																																																																													
Pol.	Vertical	Fundamental																																																																												
Peak	<table border="1"> <thead> <tr> <th>Limit</th> <th>Read</th> <th>Ant</th> <th>Cable</th> <th>Preamp</th> <th>Aux</th> <th>APos</th> <th>TPos</th> <th>Remark</th> </tr> <tr> <th>Freq</th> <th>Level</th> <th>Line Margin</th> <th>Level Factor</th> <th>Loss Factor</th> <th>Factor</th> <th></th> <th></th> <th></th> </tr> <tr> <th>MHz</th> <th>dBuV/m</th> <th>dBuV/m</th> <th>dB</th> <th>dBuV</th> <th>dB/m</th> <th>dB</th> <th>dB</th> <th>cm</th> <th>deg</th> </tr> </thead> <tbody> <tr> <td>1 5924.71</td> <td>66.90</td> <td>88.20</td> <td>-21.30</td> <td>53.27</td> <td>35.10</td> <td>10.52</td> <td>31.99</td> <td>0.00</td> <td>114 237 PEAK</td> </tr> </tbody> </table>	Limit	Read	Ant	Cable	Preamp	Aux	APos	TPos	Remark	Freq	Level	Line Margin	Level Factor	Loss Factor	Factor				MHz	dBuV/m	dBuV/m	dB	dBuV	dB/m	dB	dB	cm	deg	1 5924.71	66.90	88.20	-21.30	53.27	35.10	10.52	31.99	0.00	114 237 PEAK	<table border="1"> <thead> <tr> <th>Limit</th> <th>Read</th> <th>Ant</th> <th>Cable</th> <th>Preamp</th> <th>Aux</th> <th>APos</th> <th>TPos</th> <th>Remark</th> </tr> <tr> <th>Freq</th> <th>Level</th> <th>Line Margin</th> <th>Level Factor</th> <th>Loss Factor</th> <th>Factor</th> <th></th> <th></th> <th></th> </tr> <tr> <th>MHz</th> <th>dBuV/m</th> <th>dBuV/m</th> <th>dB</th> <th>dBuV</th> <th>dB/m</th> <th>dB</th> <th>dB</th> <th>cm</th> <th>deg</th> </tr> </thead> <tbody> <tr> <td>1 5935.00</td> <td>83.06</td> <td>-----</td> <td>-----</td> <td>69.41</td> <td>35.13</td> <td>10.52</td> <td>32.00</td> <td>0.00</td> <td>114 237 PEAK</td> </tr> </tbody> </table>	Limit	Read	Ant	Cable	Preamp	Aux	APos	TPos	Remark	Freq	Level	Line Margin	Level Factor	Loss Factor	Factor				MHz	dBuV/m	dBuV/m	dB	dBuV	dB/m	dB	dB	cm	deg	1 5935.00	83.06	-----	-----	69.41	35.13	10.52	32.00	0.00	114 237 PEAK
Limit	Read	Ant	Cable	Preamp	Aux	APos	TPos	Remark																																																																						
Freq	Level	Line Margin	Level Factor	Loss Factor	Factor																																																																									
MHz	dBuV/m	dBuV/m	dB	dBuV	dB/m	dB	dB	cm	deg																																																																					
1 5924.71	66.90	88.20	-21.30	53.27	35.10	10.52	31.99	0.00	114 237 PEAK																																																																					
Limit	Read	Ant	Cable	Preamp	Aux	APos	TPos	Remark																																																																						
Freq	Level	Line Margin	Level Factor	Loss Factor	Factor																																																																									
MHz	dBuV/m	dBuV/m	dB	dBuV	dB/m	dB	dB	cm	deg																																																																					
1 5935.00	83.06	-----	-----	69.41	35.13	10.52	32.00	0.00	114 237 PEAK																																																																					
Avg	<table border="1"> <thead> <tr> <th>Limit</th> <th>Read</th> <th>Ant</th> <th>Cable</th> <th>Preamp</th> <th>Aux</th> <th>APos</th> <th>TPos</th> <th>Remark</th> </tr> <tr> <th>Freq</th> <th>Level</th> <th>Line Margin</th> <th>Level Factor</th> <th>Loss Factor</th> <th>Factor</th> <th></th> <th></th> <th></th> </tr> <tr> <th>MHz</th> <th>dBuV/m</th> <th>dBuV/m</th> <th>dB</th> <th>dBuV</th> <th>dB/m</th> <th>dB</th> <th>dB</th> <th>cm</th> <th>deg</th> </tr> </thead> <tbody> <tr> <td>1 5924.97</td> <td>55.37</td> <td>68.20</td> <td>-12.83</td> <td>41.74</td> <td>35.10</td> <td>10.52</td> <td>31.99</td> <td>0.00</td> <td>114 237 AVERAGE</td> </tr> </tbody> </table>	Limit	Read	Ant	Cable	Preamp	Aux	APos	TPos	Remark	Freq	Level	Line Margin	Level Factor	Loss Factor	Factor				MHz	dBuV/m	dBuV/m	dB	dBuV	dB/m	dB	dB	cm	deg	1 5924.97	55.37	68.20	-12.83	41.74	35.10	10.52	31.99	0.00	114 237 AVERAGE	<table border="1"> <thead> <tr> <th>Limit</th> <th>Read</th> <th>Ant</th> <th>Cable</th> <th>Preamp</th> <th>Aux</th> <th>APos</th> <th>TPos</th> <th>Remark</th> </tr> <tr> <th>Freq</th> <th>Level</th> <th>Line Margin</th> <th>Level Factor</th> <th>Loss Factor</th> <th>Factor</th> <th></th> <th></th> <th></th> </tr> <tr> <th>MHz</th> <th>dBuV/m</th> <th>dBuV/m</th> <th>dB</th> <th>dBuV</th> <th>dB/m</th> <th>dB</th> <th>dB</th> <th>cm</th> <th>deg</th> </tr> </thead> <tbody> <tr> <td>1 5935.00</td> <td>73.84</td> <td>-----</td> <td>-----</td> <td>60.19</td> <td>35.13</td> <td>10.52</td> <td>32.00</td> <td>0.00</td> <td>114 237 AVERAGE</td> </tr> </tbody> </table>	Limit	Read	Ant	Cable	Preamp	Aux	APos	TPos	Remark	Freq	Level	Line Margin	Level Factor	Loss Factor	Factor				MHz	dBuV/m	dBuV/m	dB	dBuV	dB/m	dB	dB	cm	deg	1 5935.00	73.84	-----	-----	60.19	35.13	10.52	32.00	0.00	114 237 AVERAGE
Limit	Read	Ant	Cable	Preamp	Aux	APos	TPos	Remark																																																																						
Freq	Level	Line Margin	Level Factor	Loss Factor	Factor																																																																									
MHz	dBuV/m	dBuV/m	dB	dBuV	dB/m	dB	dB	cm	deg																																																																					
1 5924.97	55.37	68.20	-12.83	41.74	35.10	10.52	31.99	0.00	114 237 AVERAGE																																																																					
Limit	Read	Ant	Cable	Preamp	Aux	APos	TPos	Remark																																																																						
Freq	Level	Line Margin	Level Factor	Loss Factor	Factor																																																																									
MHz	dBuV/m	dBuV/m	dB	dBuV	dB/m	dB	dB	cm	deg																																																																					
1 5935.00	73.84	-----	-----	60.19	35.13	10.52	32.00	0.00	114 237 AVERAGE																																																																					



	65																																																																																			
Mode	Band Edge																																																																																			
	U-NII-8_6.875-7.125_802.11a_CH233_7115MHz																																																																																			
ANT	CDD 3+4																																																																																			
Pol.	Horizontal	Fundamental																																																																																		
Peak	 <p>Level (dBuV/m) vs Frequency (MHz) plot for Horizontal polarization. The plot shows a blue line representing the signal level and a red horizontal line at 81.3 dBuV/m labeled 'WIFI 6E PEAK'. The signal level starts at approximately 97.5 dBuV/m at 7115 MHz and drops to about 48.8 dBuV/m by 7141 MHz, remaining relatively flat thereafter.</p> <table border="1"> <thead> <tr> <th>Limit</th> <th>Read</th> <th>Ant</th> <th>Cable</th> <th>Preamp</th> <th>Aux</th> <th>APos</th> <th>TPos</th> <th>Remark</th> </tr> <tr> <th>Freq</th> <th>Level</th> <th>Line</th> <th>Margin</th> <th>Level</th> <th>Factor</th> <th>Loss</th> <th>Factor</th> <th>Factor</th> </tr> <tr> <th>MHz</th> <th>dBuV/m</th> <th>dBuV/m</th> <th>dB</th> <th>dBuV</th> <th>dB/m</th> <th>dB</th> <th>dB</th> <th>cm</th> <th>deg</th> </tr> </thead> <tbody> <tr> <td>1</td> <td>7125.14</td> <td>76.27</td> <td>88.20</td> <td>-11.93</td> <td>61.77</td> <td>35.70</td> <td>11.59</td> <td>32.79</td> <td>0.00</td> <td>100</td> <td>240</td> <td>PEAK</td> </tr> </tbody> </table>	Limit	Read	Ant	Cable	Preamp	Aux	APos	TPos	Remark	Freq	Level	Line	Margin	Level	Factor	Loss	Factor	Factor	MHz	dBuV/m	dBuV/m	dB	dBuV	dB/m	dB	dB	cm	deg	1	7125.14	76.27	88.20	-11.93	61.77	35.70	11.59	32.79	0.00	100	240	PEAK	 <p>Level (dBuV/m) vs Frequency (MHz) plot for Fundamental polarization. The plot shows a blue line representing the signal level and a red horizontal line at 81.3 dBuV/m labeled 'WIFI 6E PEAK'. The signal level starts at approximately 32.5 dBuV/m at 1000 MHz and rises to about 48.8 dBuV/m by 7115 MHz, with a sharp peak at 7115 MHz.</p> <table border="1"> <thead> <tr> <th>Limit</th> <th>Read</th> <th>Ant</th> <th>Cable</th> <th>Preamp</th> <th>Aux</th> <th>APos</th> <th>TPos</th> <th>Remark</th> </tr> <tr> <th>Freq</th> <th>Level</th> <th>Line</th> <th>Margin</th> <th>Level</th> <th>Factor</th> <th>Loss</th> <th>Factor</th> <th>Factor</th> </tr> <tr> <th>MHz</th> <th>dBuV/m</th> <th>dBuV/m</th> <th>dB</th> <th>dBuV</th> <th>dB/m</th> <th>dB</th> <th>dB</th> <th>cm</th> <th>deg</th> </tr> </thead> <tbody> <tr> <td>1</td> <td>7115.00</td> <td>100.81</td> <td>-----</td> <td>-----</td> <td>86.31</td> <td>35.70</td> <td>11.58</td> <td>32.78</td> <td>0.00</td> <td>100</td> <td>240</td> <td>PEAK</td> </tr> </tbody> </table>	Limit	Read	Ant	Cable	Preamp	Aux	APos	TPos	Remark	Freq	Level	Line	Margin	Level	Factor	Loss	Factor	Factor	MHz	dBuV/m	dBuV/m	dB	dBuV	dB/m	dB	dB	cm	deg	1	7115.00	100.81	-----	-----	86.31	35.70	11.58	32.78	0.00	100	240	PEAK
	Limit	Read	Ant	Cable	Preamp	Aux	APos	TPos	Remark																																																																											
Freq	Level	Line	Margin	Level	Factor	Loss	Factor	Factor																																																																												
MHz	dBuV/m	dBuV/m	dB	dBuV	dB/m	dB	dB	cm	deg																																																																											
1	7125.14	76.27	88.20	-11.93	61.77	35.70	11.59	32.79	0.00	100	240	PEAK																																																																								
Limit	Read	Ant	Cable	Preamp	Aux	APos	TPos	Remark																																																																												
Freq	Level	Line	Margin	Level	Factor	Loss	Factor	Factor																																																																												
MHz	dBuV/m	dBuV/m	dB	dBuV	dB/m	dB	dB	cm	deg																																																																											
1	7115.00	100.81	-----	-----	86.31	35.70	11.58	32.78	0.00	100	240	PEAK																																																																								
Avg	 <p>Level (dBuV/m) vs Frequency (MHz) plot for Average Horizontal polarization. The plot shows a blue line representing the signal level and a red horizontal line at 65.0 dBuV/m labeled 'WIFI 6E(AVG)'. The signal level starts at approximately 97.5 dBuV/m at 7115 MHz and drops to about 48.8 dBuV/m by 7141 MHz, remaining relatively flat thereafter.</p> <table border="1"> <thead> <tr> <th>Limit</th> <th>Read</th> <th>Ant</th> <th>Cable</th> <th>Preamp</th> <th>Aux</th> <th>APos</th> <th>TPos</th> <th>Remark</th> </tr> <tr> <th>Freq</th> <th>Level</th> <th>Line</th> <th>Margin</th> <th>Level</th> <th>Factor</th> <th>Loss</th> <th>Factor</th> <th>Factor</th> </tr> <tr> <th>MHz</th> <th>dBuV/m</th> <th>dBuV/m</th> <th>dB</th> <th>dBuV</th> <th>dB/m</th> <th>dB</th> <th>dB</th> <th>cm</th> <th>deg</th> </tr> </thead> <tbody> <tr> <td>1</td> <td>7125.01</td> <td>62.45</td> <td>68.20</td> <td>-5.75</td> <td>47.95</td> <td>35.70</td> <td>11.59</td> <td>32.79</td> <td>0.00</td> <td>100</td> <td>240</td> <td>AVERAGE</td> </tr> </tbody> </table>	Limit	Read	Ant	Cable	Preamp	Aux	APos	TPos	Remark	Freq	Level	Line	Margin	Level	Factor	Loss	Factor	Factor	MHz	dBuV/m	dBuV/m	dB	dBuV	dB/m	dB	dB	cm	deg	1	7125.01	62.45	68.20	-5.75	47.95	35.70	11.59	32.79	0.00	100	240	AVERAGE	 <p>Level (dBuV/m) vs Frequency (MHz) plot for Average Fundamental polarization. The plot shows a blue line representing the signal level and a red horizontal line at 65.0 dBuV/m labeled 'WIFI 6E(AVG)'. The signal level starts at approximately 32.5 dBuV/m at 1000 MHz and rises to about 48.8 dBuV/m by 7115 MHz, with a sharp peak at 7115 MHz.</p> <table border="1"> <thead> <tr> <th>Limit</th> <th>Read</th> <th>Ant</th> <th>Cable</th> <th>Preamp</th> <th>Aux</th> <th>APos</th> <th>TPos</th> <th>Remark</th> </tr> <tr> <th>Freq</th> <th>Level</th> <th>Line</th> <th>Margin</th> <th>Level</th> <th>Factor</th> <th>Loss</th> <th>Factor</th> <th>Factor</th> </tr> <tr> <th>MHz</th> <th>dBuV/m</th> <th>dBuV/m</th> <th>dB</th> <th>dBuV</th> <th>dB/m</th> <th>dB</th> <th>dB</th> <th>cm</th> <th>deg</th> </tr> </thead> <tbody> <tr> <td>1</td> <td>7115.00</td> <td>91.62</td> <td>-----</td> <td>-----</td> <td>77.12</td> <td>35.70</td> <td>11.58</td> <td>32.78</td> <td>0.00</td> <td>100</td> <td>240</td> <td>AVERAGE</td> </tr> </tbody> </table>	Limit	Read	Ant	Cable	Preamp	Aux	APos	TPos	Remark	Freq	Level	Line	Margin	Level	Factor	Loss	Factor	Factor	MHz	dBuV/m	dBuV/m	dB	dBuV	dB/m	dB	dB	cm	deg	1	7115.00	91.62	-----	-----	77.12	35.70	11.58	32.78	0.00	100	240	AVERAGE
	Limit	Read	Ant	Cable	Preamp	Aux	APos	TPos	Remark																																																																											
Freq	Level	Line	Margin	Level	Factor	Loss	Factor	Factor																																																																												
MHz	dBuV/m	dBuV/m	dB	dBuV	dB/m	dB	dB	cm	deg																																																																											
1	7125.01	62.45	68.20	-5.75	47.95	35.70	11.59	32.79	0.00	100	240	AVERAGE																																																																								
Limit	Read	Ant	Cable	Preamp	Aux	APos	TPos	Remark																																																																												
Freq	Level	Line	Margin	Level	Factor	Loss	Factor	Factor																																																																												
MHz	dBuV/m	dBuV/m	dB	dBuV	dB/m	dB	dB	cm	deg																																																																											
1	7115.00	91.62	-----	-----	77.12	35.70	11.58	32.78	0.00	100	240	AVERAGE																																																																								

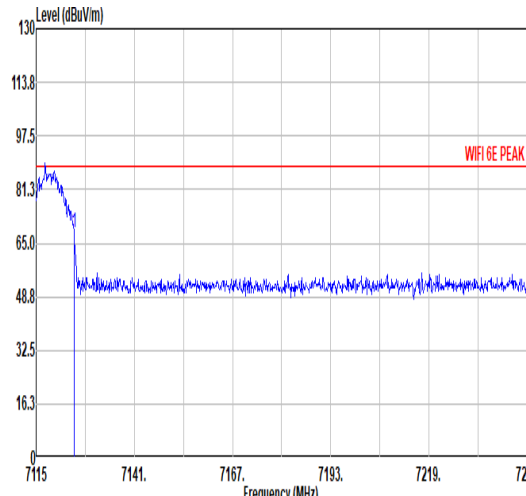
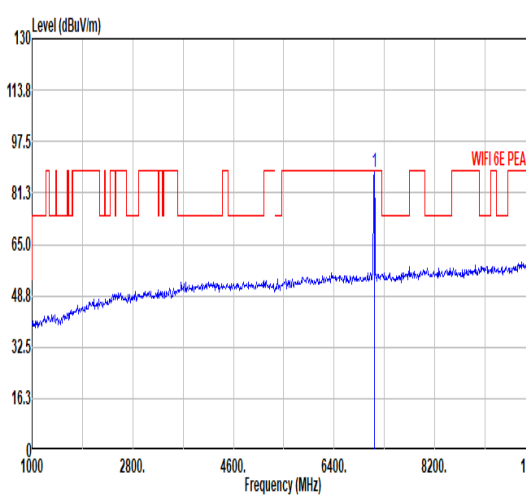
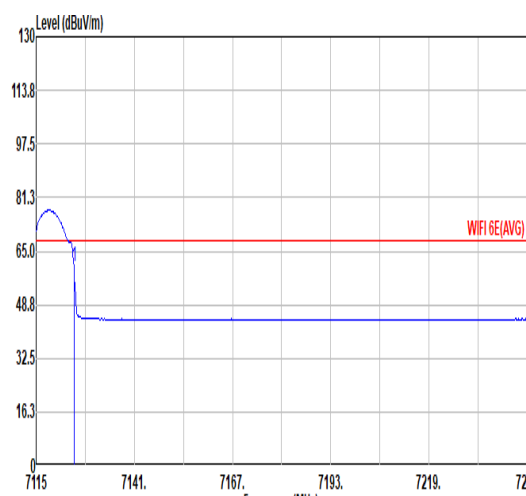
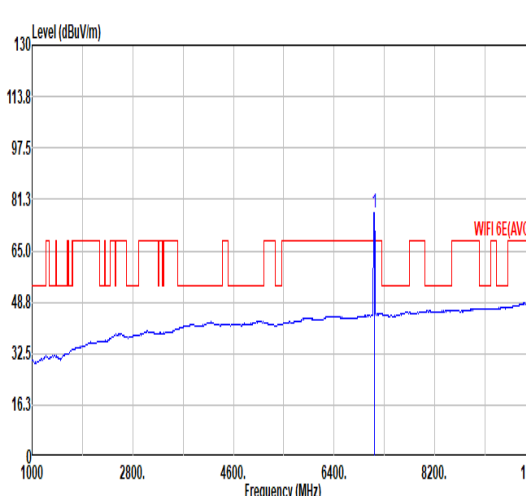


	65																																																																																					
Mode	Band Edge																																																																																					
	U-NII-8_6.875-7.125_802.11a_CH233_7115MHz																																																																																					
ANT	CDD 3+4																																																																																					
Pol.	Vertical	Fundamental																																																																																				
Peak	 <table border="1" data-bbox="263 1108 798 1243"> <thead> <tr> <th>Limit</th> <th>Read</th> <th>Ant</th> <th>Cable</th> <th>Preamp</th> <th>Aux</th> <th>APos</th> <th>TPos</th> <th>Remark</th> </tr> <tr> <th>Freq</th> <th>Level</th> <th>Line</th> <th>Margin</th> <th>Level</th> <th>Factor</th> <th>Loss</th> <th>Factor</th> <th>Factor</th> </tr> <tr> <th>MHz</th> <th>dBuV/m</th> <th>dBuV/m</th> <th>dB</th> <th>dBuV</th> <th>dB/m</th> <th>dB</th> <th>dB</th> <th>dB</th> <th>cm</th> <th>deg</th> </tr> </thead> <tbody> <tr> <td>1</td> <td>7125.01</td> <td>78.95</td> <td>88.20</td> <td>-9.25</td> <td>64.45</td> <td>35.70</td> <td>11.59</td> <td>32.79</td> <td>0.00</td> <td>105</td> <td>242</td> <td>PEAK</td> </tr> </tbody> </table>	Limit	Read	Ant	Cable	Preamp	Aux	APos	TPos	Remark	Freq	Level	Line	Margin	Level	Factor	Loss	Factor	Factor	MHz	dBuV/m	dBuV/m	dB	dBuV	dB/m	dB	dB	dB	cm	deg	1	7125.01	78.95	88.20	-9.25	64.45	35.70	11.59	32.79	0.00	105	242	PEAK	 <table border="1" data-bbox="901 1108 1436 1243"> <thead> <tr> <th>Limit</th> <th>Read</th> <th>Ant</th> <th>Cable</th> <th>Preamp</th> <th>Aux</th> <th>APos</th> <th>TPos</th> <th>Remark</th> </tr> <tr> <th>Freq</th> <th>Level</th> <th>Line</th> <th>Margin</th> <th>Level</th> <th>Factor</th> <th>Loss</th> <th>Factor</th> <th>Factor</th> </tr> <tr> <th>MHz</th> <th>dBuV/m</th> <th>dBuV/m</th> <th>dB</th> <th>dBuV</th> <th>dB/m</th> <th>dB</th> <th>dB</th> <th>dB</th> <th>cm</th> <th>deg</th> </tr> </thead> <tbody> <tr> <td>1</td> <td>7115.00</td> <td>102.00</td> <td>-----</td> <td>-----</td> <td>87.50</td> <td>35.70</td> <td>11.58</td> <td>32.78</td> <td>0.00</td> <td>105</td> <td>242</td> <td>PEAK</td> </tr> </tbody> </table>	Limit	Read	Ant	Cable	Preamp	Aux	APos	TPos	Remark	Freq	Level	Line	Margin	Level	Factor	Loss	Factor	Factor	MHz	dBuV/m	dBuV/m	dB	dBuV	dB/m	dB	dB	dB	cm	deg	1	7115.00	102.00	-----	-----	87.50	35.70	11.58	32.78	0.00	105	242	PEAK
	Limit	Read	Ant	Cable	Preamp	Aux	APos	TPos	Remark																																																																													
Freq	Level	Line	Margin	Level	Factor	Loss	Factor	Factor																																																																														
MHz	dBuV/m	dBuV/m	dB	dBuV	dB/m	dB	dB	dB	cm	deg																																																																												
1	7125.01	78.95	88.20	-9.25	64.45	35.70	11.59	32.79	0.00	105	242	PEAK																																																																										
Limit	Read	Ant	Cable	Preamp	Aux	APos	TPos	Remark																																																																														
Freq	Level	Line	Margin	Level	Factor	Loss	Factor	Factor																																																																														
MHz	dBuV/m	dBuV/m	dB	dBuV	dB/m	dB	dB	dB	cm	deg																																																																												
1	7115.00	102.00	-----	-----	87.50	35.70	11.58	32.78	0.00	105	242	PEAK																																																																										
Avg	 <table border="1" data-bbox="263 1792 798 1926"> <thead> <tr> <th>Limit</th> <th>Read</th> <th>Ant</th> <th>Cable</th> <th>Preamp</th> <th>Aux</th> <th>APos</th> <th>TPos</th> <th>Remark</th> </tr> <tr> <th>Freq</th> <th>Level</th> <th>Line</th> <th>Margin</th> <th>Level</th> <th>Factor</th> <th>Loss</th> <th>Factor</th> <th>Factor</th> </tr> <tr> <th>MHz</th> <th>dBuV/m</th> <th>dBuV/m</th> <th>dB</th> <th>dBuV</th> <th>dB/m</th> <th>dB</th> <th>dB</th> <th>dB</th> <th>cm</th> <th>deg</th> </tr> </thead> <tbody> <tr> <td>1</td> <td>7125.01</td> <td>64.36</td> <td>68.20</td> <td>-3.84</td> <td>49.86</td> <td>35.70</td> <td>11.59</td> <td>32.79</td> <td>0.00</td> <td>105</td> <td>242</td> <td>AVERAGE</td> </tr> </tbody> </table>	Limit	Read	Ant	Cable	Preamp	Aux	APos	TPos	Remark	Freq	Level	Line	Margin	Level	Factor	Loss	Factor	Factor	MHz	dBuV/m	dBuV/m	dB	dBuV	dB/m	dB	dB	dB	cm	deg	1	7125.01	64.36	68.20	-3.84	49.86	35.70	11.59	32.79	0.00	105	242	AVERAGE	 <table border="1" data-bbox="901 1792 1436 1926"> <thead> <tr> <th>Limit</th> <th>Read</th> <th>Ant</th> <th>Cable</th> <th>Preamp</th> <th>Aux</th> <th>APos</th> <th>TPos</th> <th>Remark</th> </tr> <tr> <th>Freq</th> <th>Level</th> <th>Line</th> <th>Margin</th> <th>Level</th> <th>Factor</th> <th>Loss</th> <th>Factor</th> <th>Factor</th> </tr> <tr> <th>MHz</th> <th>dBuV/m</th> <th>dBuV/m</th> <th>dB</th> <th>dBuV</th> <th>dB/m</th> <th>dB</th> <th>dB</th> <th>dB</th> <th>cm</th> <th>deg</th> </tr> </thead> <tbody> <tr> <td>1</td> <td>7115.00</td> <td>92.92</td> <td>-----</td> <td>-----</td> <td>78.42</td> <td>35.70</td> <td>11.58</td> <td>32.78</td> <td>0.00</td> <td>105</td> <td>242</td> <td>AVERAGE</td> </tr> </tbody> </table>	Limit	Read	Ant	Cable	Preamp	Aux	APos	TPos	Remark	Freq	Level	Line	Margin	Level	Factor	Loss	Factor	Factor	MHz	dBuV/m	dBuV/m	dB	dBuV	dB/m	dB	dB	dB	cm	deg	1	7115.00	92.92	-----	-----	78.42	35.70	11.58	32.78	0.00	105	242	AVERAGE
	Limit	Read	Ant	Cable	Preamp	Aux	APos	TPos	Remark																																																																													
Freq	Level	Line	Margin	Level	Factor	Loss	Factor	Factor																																																																														
MHz	dBuV/m	dBuV/m	dB	dBuV	dB/m	dB	dB	dB	cm	deg																																																																												
1	7125.01	64.36	68.20	-3.84	49.86	35.70	11.59	32.79	0.00	105	242	AVERAGE																																																																										
Limit	Read	Ant	Cable	Preamp	Aux	APos	TPos	Remark																																																																														
Freq	Level	Line	Margin	Level	Factor	Loss	Factor	Factor																																																																														
MHz	dBuV/m	dBuV/m	dB	dBuV	dB/m	dB	dB	dB	cm	deg																																																																												
1	7115.00	92.92	-----	-----	78.42	35.70	11.58	32.78	0.00	105	242	AVERAGE																																																																										



Mode	65																																																																															
	Harmonic																																																																															
	U-NII-8_6.875-7.125_802.11a_CH233_7115MHz																																																																															
ANT	CDD 3+4																																																																															
Pol.	Horizontal	Vertical																																																																														
Peak Avg	<table border="1"> <thead> <tr> <th>Limit</th> <th>Read</th> <th>Ant</th> <th>Cable</th> <th>Preamp</th> <th>Aux</th> <th>APos</th> <th>TPos</th> <th>Remark</th> </tr> <tr> <th>Freq</th> <th>Level</th> <th>Line</th> <th>Margin</th> <th>Level</th> <th>Factor</th> <th>Loss</th> <th>Factor</th> <th>Factor</th> </tr> <tr> <th>MHz</th> <th>dBuV/m</th> <th>dBuV/m</th> <th>dB</th> <th>dBuV</th> <th>dB/m</th> <th>dB</th> <th>dB</th> <th>dB</th> </tr> </thead> <tbody> <tr> <td>1 14230.00</td> <td>47.34</td> <td>88.20</td> <td>-40.86</td> <td>50.96</td> <td>39.13</td> <td>16.68</td> <td>59.43</td> <td>0.00</td> <td>---</td> <td>---</td> <td>PEAK</td> </tr> </tbody> </table>	Limit	Read	Ant	Cable	Preamp	Aux	APos	TPos	Remark	Freq	Level	Line	Margin	Level	Factor	Loss	Factor	Factor	MHz	dBuV/m	dBuV/m	dB	dBuV	dB/m	dB	dB	dB	1 14230.00	47.34	88.20	-40.86	50.96	39.13	16.68	59.43	0.00	---	---	PEAK	<table border="1"> <thead> <tr> <th>Limit</th> <th>Read</th> <th>Ant</th> <th>Cable</th> <th>Preamp</th> <th>Aux</th> <th>APos</th> <th>TPos</th> <th>Remark</th> </tr> <tr> <th>Freq</th> <th>Level</th> <th>Line</th> <th>Margin</th> <th>Level</th> <th>Factor</th> <th>Loss</th> <th>Factor</th> <th>Factor</th> </tr> <tr> <th>MHz</th> <th>dBuV/m</th> <th>dBuV/m</th> <th>dB</th> <th>dBuV</th> <th>dB/m</th> <th>dB</th> <th>dB</th> <th>dB</th> </tr> </thead> <tbody> <tr> <td>1 14230.00</td> <td>47.30</td> <td>88.20</td> <td>-40.90</td> <td>50.92</td> <td>39.13</td> <td>16.68</td> <td>59.43</td> <td>0.00</td> <td>---</td> <td>---</td> <td>PEAK</td> </tr> </tbody> </table>	Limit	Read	Ant	Cable	Preamp	Aux	APos	TPos	Remark	Freq	Level	Line	Margin	Level	Factor	Loss	Factor	Factor	MHz	dBuV/m	dBuV/m	dB	dBuV	dB/m	dB	dB	dB	1 14230.00	47.30	88.20	-40.90	50.92	39.13	16.68	59.43	0.00	---	---	PEAK
Limit	Read	Ant	Cable	Preamp	Aux	APos	TPos	Remark																																																																								
Freq	Level	Line	Margin	Level	Factor	Loss	Factor	Factor																																																																								
MHz	dBuV/m	dBuV/m	dB	dBuV	dB/m	dB	dB	dB																																																																								
1 14230.00	47.34	88.20	-40.86	50.96	39.13	16.68	59.43	0.00	---	---	PEAK																																																																					
Limit	Read	Ant	Cable	Preamp	Aux	APos	TPos	Remark																																																																								
Freq	Level	Line	Margin	Level	Factor	Loss	Factor	Factor																																																																								
MHz	dBuV/m	dBuV/m	dB	dBuV	dB/m	dB	dB	dB																																																																								
1 14230.00	47.30	88.20	-40.90	50.92	39.13	16.68	59.43	0.00	---	---	PEAK																																																																					



	66																																																																													
Mode	Band Edge																																																																													
	U-NII-8_6.875-7.125_802.11ax HE20_CH233_7115MHz																																																																													
ANT	CDD 3+4																																																																													
Pol.	Horizontal	Fundamental																																																																												
Peak	 <p>Level (dBuV/m) vs Frequency (MHz) plot for Horizontal polarization. The y-axis ranges from 0 to 130 dBuV/m, and the x-axis ranges from 7115 to 7245 MHz. A red horizontal line indicates the 'WIFI 6E PEAK' limit at approximately 81.3 dBuV/m. The blue trace shows a signal that drops from this level to a noise floor of about 48.8 dBuV/m by 7141 MHz.</p> <table border="1"> <thead> <tr> <th>Limit</th> <th>Read</th> <th>Ant</th> <th>Cable</th> <th>Preamp</th> <th>Aux</th> <th>APos</th> <th>TPos</th> <th>Remark</th> </tr> <tr> <th>Freq</th> <th>Level</th> <th>Line</th> <th>Margin</th> <th>Level</th> <th>Factor</th> <th>Loss</th> <th>Factor</th> <th>Factor</th> </tr> <tr> <th>MHz</th> <th>dBuV/m</th> <th>dBuV/m</th> <th>dB</th> <th>dBuV</th> <th>dB/m</th> <th>dB</th> <th>dB</th> <th>cm</th> <th>deg</th> </tr> </thead> <tbody> <tr> <td>1 7125.01</td> <td>68.00</td> <td>88.20</td> <td>-20.20</td> <td>53.50</td> <td>35.70</td> <td>11.59</td> <td>32.79</td> <td>0.00</td> <td>102 240 PEAK</td> </tr> </tbody> </table>	Limit	Read	Ant	Cable	Preamp	Aux	APos	TPos	Remark	Freq	Level	Line	Margin	Level	Factor	Loss	Factor	Factor	MHz	dBuV/m	dBuV/m	dB	dBuV	dB/m	dB	dB	cm	deg	1 7125.01	68.00	88.20	-20.20	53.50	35.70	11.59	32.79	0.00	102 240 PEAK	 <p>Level (dBuV/m) vs Frequency (MHz) plot for Fundamental polarization. The y-axis ranges from 0 to 130 dBuV/m, and the x-axis ranges from 1000 to 10000 MHz. A red horizontal line indicates the 'WIFI 6E PEAK' limit at approximately 81.3 dBuV/m. The blue trace shows a signal with a sharp peak at 7115 MHz and a noise floor around 48.8 dBuV/m.</p> <table border="1"> <thead> <tr> <th>Limit</th> <th>Read</th> <th>Ant</th> <th>Cable</th> <th>Preamp</th> <th>Aux</th> <th>APos</th> <th>TPos</th> <th>Remark</th> </tr> <tr> <th>Freq</th> <th>Level</th> <th>Line</th> <th>Margin</th> <th>Level</th> <th>Factor</th> <th>Loss</th> <th>Factor</th> <th>Factor</th> </tr> <tr> <th>MHz</th> <th>dBuV/m</th> <th>dBuV/m</th> <th>dB</th> <th>dBuV</th> <th>dB/m</th> <th>dB</th> <th>dB</th> <th>cm</th> <th>deg</th> </tr> </thead> <tbody> <tr> <td>1 7115.00</td> <td>87.83</td> <td>-----</td> <td>-----</td> <td>73.34</td> <td>35.70</td> <td>11.58</td> <td>32.79</td> <td>0.00</td> <td>102 240 PEAK</td> </tr> </tbody> </table>	Limit	Read	Ant	Cable	Preamp	Aux	APos	TPos	Remark	Freq	Level	Line	Margin	Level	Factor	Loss	Factor	Factor	MHz	dBuV/m	dBuV/m	dB	dBuV	dB/m	dB	dB	cm	deg	1 7115.00	87.83	-----	-----	73.34	35.70	11.58	32.79	0.00	102 240 PEAK
	Limit	Read	Ant	Cable	Preamp	Aux	APos	TPos	Remark																																																																					
Freq	Level	Line	Margin	Level	Factor	Loss	Factor	Factor																																																																						
MHz	dBuV/m	dBuV/m	dB	dBuV	dB/m	dB	dB	cm	deg																																																																					
1 7125.01	68.00	88.20	-20.20	53.50	35.70	11.59	32.79	0.00	102 240 PEAK																																																																					
Limit	Read	Ant	Cable	Preamp	Aux	APos	TPos	Remark																																																																						
Freq	Level	Line	Margin	Level	Factor	Loss	Factor	Factor																																																																						
MHz	dBuV/m	dBuV/m	dB	dBuV	dB/m	dB	dB	cm	deg																																																																					
1 7115.00	87.83	-----	-----	73.34	35.70	11.58	32.79	0.00	102 240 PEAK																																																																					
Avg	 <p>Level (dBuV/m) vs Frequency (MHz) plot for Average Horizontal polarization. The y-axis ranges from 0 to 130 dBuV/m, and the x-axis ranges from 7115 to 7245 MHz. A red horizontal line indicates the 'WIFI 6E(AVG)' limit at approximately 65.0 dBuV/m. The blue trace shows a signal that drops from this level to a noise floor of about 48.8 dBuV/m by 7141 MHz.</p> <table border="1"> <thead> <tr> <th>Limit</th> <th>Read</th> <th>Ant</th> <th>Cable</th> <th>Preamp</th> <th>Aux</th> <th>APos</th> <th>TPos</th> <th>Remark</th> </tr> <tr> <th>Freq</th> <th>Level</th> <th>Line</th> <th>Margin</th> <th>Level</th> <th>Factor</th> <th>Loss</th> <th>Factor</th> <th>Factor</th> </tr> <tr> <th>MHz</th> <th>dBuV/m</th> <th>dBuV/m</th> <th>dB</th> <th>dBuV</th> <th>dB/m</th> <th>dB</th> <th>dB</th> <th>cm</th> <th>deg</th> </tr> </thead> <tbody> <tr> <td>1 7125.01</td> <td>60.14</td> <td>68.20</td> <td>-8.06</td> <td>45.64</td> <td>35.70</td> <td>11.59</td> <td>32.79</td> <td>0.00</td> <td>102 240 AVERAGE</td> </tr> </tbody> </table>	Limit	Read	Ant	Cable	Preamp	Aux	APos	TPos	Remark	Freq	Level	Line	Margin	Level	Factor	Loss	Factor	Factor	MHz	dBuV/m	dBuV/m	dB	dBuV	dB/m	dB	dB	cm	deg	1 7125.01	60.14	68.20	-8.06	45.64	35.70	11.59	32.79	0.00	102 240 AVERAGE	 <p>Level (dBuV/m) vs Frequency (MHz) plot for Average Fundamental polarization. The y-axis ranges from 0 to 130 dBuV/m, and the x-axis ranges from 1000 to 10000 MHz. A red horizontal line indicates the 'WIFI 6E(AVG)' limit at approximately 65.0 dBuV/m. The blue trace shows a signal with a peak at 7115 MHz and a noise floor around 48.8 dBuV/m.</p> <table border="1"> <thead> <tr> <th>Limit</th> <th>Read</th> <th>Ant</th> <th>Cable</th> <th>Preamp</th> <th>Aux</th> <th>APos</th> <th>TPos</th> <th>Remark</th> </tr> <tr> <th>Freq</th> <th>Level</th> <th>Line</th> <th>Margin</th> <th>Level</th> <th>Factor</th> <th>Loss</th> <th>Factor</th> <th>Factor</th> </tr> <tr> <th>MHz</th> <th>dBuV/m</th> <th>dBuV/m</th> <th>dB</th> <th>dBuV</th> <th>dB/m</th> <th>dB</th> <th>dB</th> <th>cm</th> <th>deg</th> </tr> </thead> <tbody> <tr> <td>1 7115.00</td> <td>77.06</td> <td>-----</td> <td>-----</td> <td>62.57</td> <td>35.70</td> <td>11.58</td> <td>32.79</td> <td>0.00</td> <td>102 240 AVERAGE</td> </tr> </tbody> </table>	Limit	Read	Ant	Cable	Preamp	Aux	APos	TPos	Remark	Freq	Level	Line	Margin	Level	Factor	Loss	Factor	Factor	MHz	dBuV/m	dBuV/m	dB	dBuV	dB/m	dB	dB	cm	deg	1 7115.00	77.06	-----	-----	62.57	35.70	11.58	32.79	0.00	102 240 AVERAGE
Limit	Read	Ant	Cable	Preamp	Aux	APos	TPos	Remark																																																																						
Freq	Level	Line	Margin	Level	Factor	Loss	Factor	Factor																																																																						
MHz	dBuV/m	dBuV/m	dB	dBuV	dB/m	dB	dB	cm	deg																																																																					
1 7125.01	60.14	68.20	-8.06	45.64	35.70	11.59	32.79	0.00	102 240 AVERAGE																																																																					
Limit	Read	Ant	Cable	Preamp	Aux	APos	TPos	Remark																																																																						
Freq	Level	Line	Margin	Level	Factor	Loss	Factor	Factor																																																																						
MHz	dBuV/m	dBuV/m	dB	dBuV	dB/m	dB	dB	cm	deg																																																																					
1 7115.00	77.06	-----	-----	62.57	35.70	11.58	32.79	0.00	102 240 AVERAGE																																																																					



	66																																																																																			
Mode	Band Edge																																																																																			
	U-NII-8_6.875-7.125_802.11ax HE20_CH233_7115MHz																																																																																			
ANT	CDD 3+4																																																																																			
Pol.	Vertical	Fundamental																																																																																		
Peak	<table border="1"> <thead> <tr> <th>Limit</th> <th>Read</th> <th>Ant</th> <th>Cable</th> <th>Preamp</th> <th>Aux</th> <th>APos</th> <th>TPos</th> <th>Remark</th> </tr> <tr> <th>Freq</th> <th>Level</th> <th>Line</th> <th>Margin</th> <th>Level</th> <th>Factor</th> <th>Loss</th> <th>Factor</th> <th>Factor</th> </tr> <tr> <th>MHz</th> <th>dBuV/m</th> <th>dBuV/m</th> <th>dB</th> <th>dBuV</th> <th>dB/m</th> <th>dB</th> <th>dB</th> <th>cm</th> <th>deg</th> </tr> </thead> <tbody> <tr> <td>1</td> <td>7125.01</td> <td>71.66</td> <td>88.20</td> <td>-16.54</td> <td>57.16</td> <td>35.70</td> <td>11.59</td> <td>32.79</td> <td>0.00</td> <td>100</td> <td>232</td> <td>PEAK</td> </tr> </tbody> </table>	Limit	Read	Ant	Cable	Preamp	Aux	APos	TPos	Remark	Freq	Level	Line	Margin	Level	Factor	Loss	Factor	Factor	MHz	dBuV/m	dBuV/m	dB	dBuV	dB/m	dB	dB	cm	deg	1	7125.01	71.66	88.20	-16.54	57.16	35.70	11.59	32.79	0.00	100	232	PEAK	<table border="1"> <thead> <tr> <th>Limit</th> <th>Read</th> <th>Ant</th> <th>Cable</th> <th>Preamp</th> <th>Aux</th> <th>APos</th> <th>TPos</th> <th>Remark</th> </tr> <tr> <th>Freq</th> <th>Level</th> <th>Line</th> <th>Margin</th> <th>Level</th> <th>Factor</th> <th>Loss</th> <th>Factor</th> <th>Factor</th> </tr> <tr> <th>MHz</th> <th>dBuV/m</th> <th>dBuV/m</th> <th>dB</th> <th>dBuV</th> <th>dB/m</th> <th>dB</th> <th>dB</th> <th>cm</th> <th>deg</th> </tr> </thead> <tbody> <tr> <td>1</td> <td>7115.00</td> <td>88.55</td> <td>-----</td> <td>-----</td> <td>74.06</td> <td>35.70</td> <td>11.58</td> <td>32.79</td> <td>0.00</td> <td>100</td> <td>232</td> <td>PEAK</td> </tr> </tbody> </table>	Limit	Read	Ant	Cable	Preamp	Aux	APos	TPos	Remark	Freq	Level	Line	Margin	Level	Factor	Loss	Factor	Factor	MHz	dBuV/m	dBuV/m	dB	dBuV	dB/m	dB	dB	cm	deg	1	7115.00	88.55	-----	-----	74.06	35.70	11.58	32.79	0.00	100	232	PEAK
	Limit	Read	Ant	Cable	Preamp	Aux	APos	TPos	Remark																																																																											
Freq	Level	Line	Margin	Level	Factor	Loss	Factor	Factor																																																																												
MHz	dBuV/m	dBuV/m	dB	dBuV	dB/m	dB	dB	cm	deg																																																																											
1	7125.01	71.66	88.20	-16.54	57.16	35.70	11.59	32.79	0.00	100	232	PEAK																																																																								
Limit	Read	Ant	Cable	Preamp	Aux	APos	TPos	Remark																																																																												
Freq	Level	Line	Margin	Level	Factor	Loss	Factor	Factor																																																																												
MHz	dBuV/m	dBuV/m	dB	dBuV	dB/m	dB	dB	cm	deg																																																																											
1	7115.00	88.55	-----	-----	74.06	35.70	11.58	32.79	0.00	100	232	PEAK																																																																								
Avg	<table border="1"> <thead> <tr> <th>Limit</th> <th>Read</th> <th>Ant</th> <th>Cable</th> <th>Preamp</th> <th>Aux</th> <th>APos</th> <th>TPos</th> <th>Remark</th> </tr> <tr> <th>Freq</th> <th>Level</th> <th>Line</th> <th>Margin</th> <th>Level</th> <th>Factor</th> <th>Loss</th> <th>Factor</th> <th>Factor</th> </tr> <tr> <th>MHz</th> <th>dBuV/m</th> <th>dBuV/m</th> <th>dB</th> <th>dBuV</th> <th>dB/m</th> <th>dB</th> <th>dB</th> <th>cm</th> <th>deg</th> </tr> </thead> <tbody> <tr> <td>1</td> <td>7125.01</td> <td>65.11</td> <td>68.20</td> <td>-3.09</td> <td>50.61</td> <td>35.70</td> <td>11.59</td> <td>32.79</td> <td>0.00</td> <td>100</td> <td>232</td> <td>AVERAGE</td> </tr> </tbody> </table>	Limit	Read	Ant	Cable	Preamp	Aux	APos	TPos	Remark	Freq	Level	Line	Margin	Level	Factor	Loss	Factor	Factor	MHz	dBuV/m	dBuV/m	dB	dBuV	dB/m	dB	dB	cm	deg	1	7125.01	65.11	68.20	-3.09	50.61	35.70	11.59	32.79	0.00	100	232	AVERAGE	<table border="1"> <thead> <tr> <th>Limit</th> <th>Read</th> <th>Ant</th> <th>Cable</th> <th>Preamp</th> <th>Aux</th> <th>APos</th> <th>TPos</th> <th>Remark</th> </tr> <tr> <th>Freq</th> <th>Level</th> <th>Line</th> <th>Margin</th> <th>Level</th> <th>Factor</th> <th>Loss</th> <th>Factor</th> <th>Factor</th> </tr> <tr> <th>MHz</th> <th>dBuV/m</th> <th>dBuV/m</th> <th>dB</th> <th>dBuV</th> <th>dB/m</th> <th>dB</th> <th>dB</th> <th>cm</th> <th>deg</th> </tr> </thead> <tbody> <tr> <td>1</td> <td>7115.00</td> <td>78.38</td> <td>-----</td> <td>-----</td> <td>63.89</td> <td>35.70</td> <td>11.58</td> <td>32.79</td> <td>0.00</td> <td>100</td> <td>232</td> <td>AVERAGE</td> </tr> </tbody> </table>	Limit	Read	Ant	Cable	Preamp	Aux	APos	TPos	Remark	Freq	Level	Line	Margin	Level	Factor	Loss	Factor	Factor	MHz	dBuV/m	dBuV/m	dB	dBuV	dB/m	dB	dB	cm	deg	1	7115.00	78.38	-----	-----	63.89	35.70	11.58	32.79	0.00	100	232	AVERAGE
	Limit	Read	Ant	Cable	Preamp	Aux	APos	TPos	Remark																																																																											
Freq	Level	Line	Margin	Level	Factor	Loss	Factor	Factor																																																																												
MHz	dBuV/m	dBuV/m	dB	dBuV	dB/m	dB	dB	cm	deg																																																																											
1	7125.01	65.11	68.20	-3.09	50.61	35.70	11.59	32.79	0.00	100	232	AVERAGE																																																																								
Limit	Read	Ant	Cable	Preamp	Aux	APos	TPos	Remark																																																																												
Freq	Level	Line	Margin	Level	Factor	Loss	Factor	Factor																																																																												
MHz	dBuV/m	dBuV/m	dB	dBuV	dB/m	dB	dB	cm	deg																																																																											
1	7115.00	78.38	-----	-----	63.89	35.70	11.58	32.79	0.00	100	232	AVERAGE																																																																								

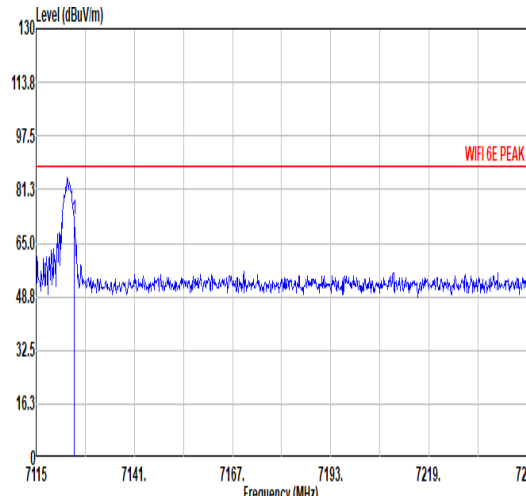
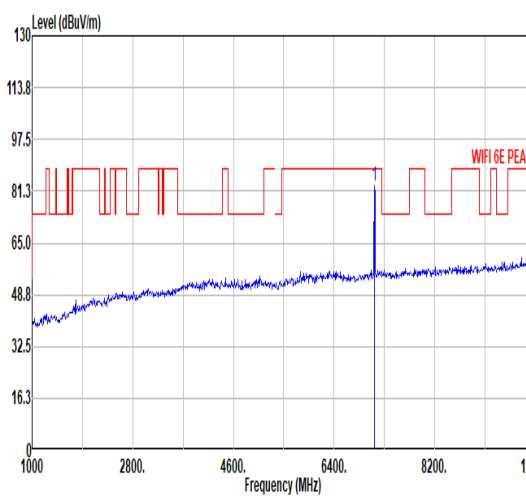
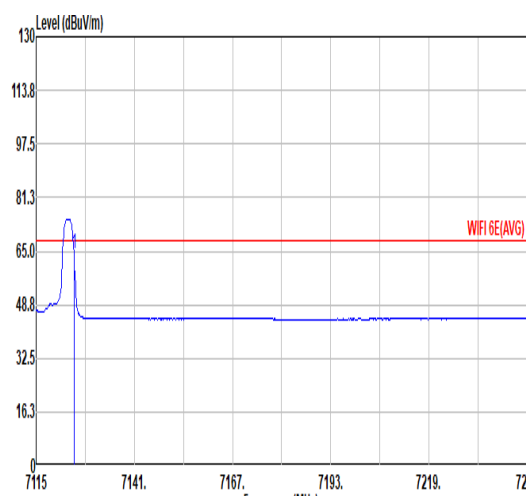
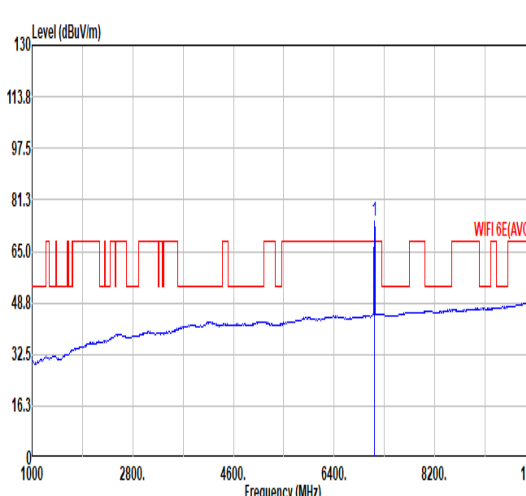


	66																																																																																					
Mode	Harmonic																																																																																					
	U-NII-8_6.875-7.125_802.11ax HE20_CH233_7115MHz																																																																																					
ANT	CDD 3+4																																																																																					
Pol.	Horizontal	Vertical																																																																																				
Peak Avg	<table border="1"> <thead> <tr> <th>Limit</th> <th>Read</th> <th>Ant</th> <th>Cable</th> <th>Preamp</th> <th>Aux</th> <th>APos</th> <th>TPos</th> <th>Remark</th> </tr> <tr> <th>Freq</th> <th>Level</th> <th>Line</th> <th>Margin</th> <th>Level</th> <th>Factor</th> <th>Loss</th> <th>Factor</th> <th>Factor</th> </tr> <tr> <th>MHz</th> <th>dBuV/m</th> <th>dBuV/m</th> <th>dB</th> <th>dBuV</th> <th>dB/m</th> <th>dB</th> <th>dB</th> <th>dB</th> <th>cm</th> <th>deg</th> </tr> </thead> <tbody> <tr> <td>1</td> <td>14230.00</td> <td>47.57</td> <td>88.20</td> <td>-40.63</td> <td>51.19</td> <td>39.13</td> <td>16.68</td> <td>59.43</td> <td>0.00</td> <td>---</td> <td>---</td> <td>PEAK</td> </tr> </tbody> </table>	Limit	Read	Ant	Cable	Preamp	Aux	APos	TPos	Remark	Freq	Level	Line	Margin	Level	Factor	Loss	Factor	Factor	MHz	dBuV/m	dBuV/m	dB	dBuV	dB/m	dB	dB	dB	cm	deg	1	14230.00	47.57	88.20	-40.63	51.19	39.13	16.68	59.43	0.00	---	---	PEAK	<table border="1"> <thead> <tr> <th>Limit</th> <th>Read</th> <th>Ant</th> <th>Cable</th> <th>Preamp</th> <th>Aux</th> <th>APos</th> <th>TPos</th> <th>Remark</th> </tr> <tr> <th>Freq</th> <th>Level</th> <th>Line</th> <th>Margin</th> <th>Level</th> <th>Factor</th> <th>Loss</th> <th>Factor</th> <th>Factor</th> </tr> <tr> <th>MHz</th> <th>dBuV/m</th> <th>dBuV/m</th> <th>dB</th> <th>dBuV</th> <th>dB/m</th> <th>dB</th> <th>dB</th> <th>dB</th> <th>cm</th> <th>deg</th> </tr> </thead> <tbody> <tr> <td>1</td> <td>14230.00</td> <td>47.28</td> <td>88.20</td> <td>-40.92</td> <td>50.90</td> <td>39.13</td> <td>16.68</td> <td>59.43</td> <td>0.00</td> <td>---</td> <td>---</td> <td>PEAK</td> </tr> </tbody> </table>	Limit	Read	Ant	Cable	Preamp	Aux	APos	TPos	Remark	Freq	Level	Line	Margin	Level	Factor	Loss	Factor	Factor	MHz	dBuV/m	dBuV/m	dB	dBuV	dB/m	dB	dB	dB	cm	deg	1	14230.00	47.28	88.20	-40.92	50.90	39.13	16.68	59.43	0.00	---	---	PEAK
	Limit	Read	Ant	Cable	Preamp	Aux	APos	TPos	Remark																																																																													
Freq	Level	Line	Margin	Level	Factor	Loss	Factor	Factor																																																																														
MHz	dBuV/m	dBuV/m	dB	dBuV	dB/m	dB	dB	dB	cm	deg																																																																												
1	14230.00	47.57	88.20	-40.63	51.19	39.13	16.68	59.43	0.00	---	---	PEAK																																																																										
Limit	Read	Ant	Cable	Preamp	Aux	APos	TPos	Remark																																																																														
Freq	Level	Line	Margin	Level	Factor	Loss	Factor	Factor																																																																														
MHz	dBuV/m	dBuV/m	dB	dBuV	dB/m	dB	dB	dB	cm	deg																																																																												
1	14230.00	47.28	88.20	-40.92	50.90	39.13	16.68	59.43	0.00	---	---	PEAK																																																																										
Peak Avg																																																																																						



		67																																																																														
Mode	Band Edge																																																																															
	U-NII-8_6.875-7.125_802.11ax HE20_CH233_Partial_RU26/8_7115MHz																																																																															
ANT	CDD 3+4																																																																															
Pol.	Horizontal	Fundamental																																																																														
Peak																																																																																
	<table border="1"> <thead> <tr> <th>Limit</th> <th>Read</th> <th>Ant</th> <th>Cable</th> <th>Preamp</th> <th>Aux</th> <th>APos</th> <th>TPos</th> <th>Remark</th> </tr> <tr> <th>Freq</th> <th>Level</th> <th>Line</th> <th>Margin</th> <th>Level</th> <th>Factor</th> <th>Loss</th> <th>Factor</th> <th>Factor</th> </tr> <tr> <th>MHz</th> <th>dBuV/m</th> <th>dBuV/m</th> <th>dB</th> <th>dBuV</th> <th>dB/m</th> <th>dB</th> <th>dB</th> <th>cm</th> <th>deg</th> </tr> </thead> <tbody> <tr> <td>1 7125.01</td> <td>69.45</td> <td>88.20</td> <td>-18.75</td> <td>54.95</td> <td>35.70</td> <td>11.59</td> <td>32.79</td> <td>0.00</td> <td>100</td> <td>217 PEAK</td> </tr> </tbody> </table>	Limit	Read	Ant	Cable	Preamp	Aux	APos	TPos	Remark	Freq	Level	Line	Margin	Level	Factor	Loss	Factor	Factor	MHz	dBuV/m	dBuV/m	dB	dBuV	dB/m	dB	dB	cm	deg	1 7125.01	69.45	88.20	-18.75	54.95	35.70	11.59	32.79	0.00	100	217 PEAK	<table border="1"> <thead> <tr> <th>Limit</th> <th>Read</th> <th>Ant</th> <th>Cable</th> <th>Preamp</th> <th>Aux</th> <th>APos</th> <th>TPos</th> <th>Remark</th> </tr> <tr> <th>Freq</th> <th>Level</th> <th>Line</th> <th>Margin</th> <th>Level</th> <th>Factor</th> <th>Loss</th> <th>Factor</th> <th>Factor</th> </tr> <tr> <th>MHz</th> <th>dBuV/m</th> <th>dBuV/m</th> <th>dB</th> <th>dBuV</th> <th>dB/m</th> <th>dB</th> <th>dB</th> <th>cm</th> <th>deg</th> </tr> </thead> <tbody> <tr> <td>1 7115.00</td> <td>80.11</td> <td>.....</td> <td>.....</td> <td>65.62</td> <td>35.70</td> <td>11.58</td> <td>32.79</td> <td>0.00</td> <td>100</td> <td>217 PEAK</td> </tr> </tbody> </table>		Limit	Read	Ant	Cable	Preamp	Aux	APos	TPos	Remark	Freq	Level	Line	Margin	Level	Factor	Loss	Factor	Factor	MHz	dBuV/m	dBuV/m	dB	dBuV	dB/m	dB	dB	cm	deg	1 7115.00	80.11	65.62	35.70	11.58	32.79	0.00	100
Limit	Read	Ant	Cable	Preamp	Aux	APos	TPos	Remark																																																																								
Freq	Level	Line	Margin	Level	Factor	Loss	Factor	Factor																																																																								
MHz	dBuV/m	dBuV/m	dB	dBuV	dB/m	dB	dB	cm	deg																																																																							
1 7125.01	69.45	88.20	-18.75	54.95	35.70	11.59	32.79	0.00	100	217 PEAK																																																																						
Limit	Read	Ant	Cable	Preamp	Aux	APos	TPos	Remark																																																																								
Freq	Level	Line	Margin	Level	Factor	Loss	Factor	Factor																																																																								
MHz	dBuV/m	dBuV/m	dB	dBuV	dB/m	dB	dB	cm	deg																																																																							
1 7115.00	80.11	65.62	35.70	11.58	32.79	0.00	100	217 PEAK																																																																						
Avg																																																																																
	<table border="1"> <thead> <tr> <th>Limit</th> <th>Read</th> <th>Ant</th> <th>Cable</th> <th>Preamp</th> <th>Aux</th> <th>APos</th> <th>TPos</th> <th>Remark</th> </tr> <tr> <th>Freq</th> <th>Level</th> <th>Line</th> <th>Margin</th> <th>Level</th> <th>Factor</th> <th>Loss</th> <th>Factor</th> <th>Factor</th> </tr> <tr> <th>MHz</th> <th>dBuV/m</th> <th>dBuV/m</th> <th>dB</th> <th>dBuV</th> <th>dB/m</th> <th>dB</th> <th>dB</th> <th>cm</th> <th>deg</th> </tr> </thead> <tbody> <tr> <td>1 7125.01</td> <td>60.85</td> <td>68.20</td> <td>-7.35</td> <td>46.35</td> <td>35.70</td> <td>11.59</td> <td>32.79</td> <td>0.00</td> <td>100</td> <td>217 AVERAGE</td> </tr> </tbody> </table>	Limit	Read	Ant	Cable	Preamp	Aux	APos	TPos	Remark	Freq	Level	Line	Margin	Level	Factor	Loss	Factor	Factor	MHz	dBuV/m	dBuV/m	dB	dBuV	dB/m	dB	dB	cm	deg	1 7125.01	60.85	68.20	-7.35	46.35	35.70	11.59	32.79	0.00	100	217 AVERAGE	<table border="1"> <thead> <tr> <th>Limit</th> <th>Read</th> <th>Ant</th> <th>Cable</th> <th>Preamp</th> <th>Aux</th> <th>APos</th> <th>TPos</th> <th>Remark</th> </tr> <tr> <th>Freq</th> <th>Level</th> <th>Line</th> <th>Margin</th> <th>Level</th> <th>Factor</th> <th>Loss</th> <th>Factor</th> <th>Factor</th> </tr> <tr> <th>MHz</th> <th>dBuV/m</th> <th>dBuV/m</th> <th>dB</th> <th>dBuV</th> <th>dB/m</th> <th>dB</th> <th>dB</th> <th>cm</th> <th>deg</th> </tr> </thead> <tbody> <tr> <td>1 7115.00</td> <td>70.96</td> <td>.....</td> <td>.....</td> <td>56.47</td> <td>35.70</td> <td>11.58</td> <td>32.79</td> <td>0.00</td> <td>100</td> <td>217 AVERAGE</td> </tr> </tbody> </table>		Limit	Read	Ant	Cable	Preamp	Aux	APos	TPos	Remark	Freq	Level	Line	Margin	Level	Factor	Loss	Factor	Factor	MHz	dBuV/m	dBuV/m	dB	dBuV	dB/m	dB	dB	cm	deg	1 7115.00	70.96	56.47	35.70	11.58	32.79	0.00	100
Limit	Read	Ant	Cable	Preamp	Aux	APos	TPos	Remark																																																																								
Freq	Level	Line	Margin	Level	Factor	Loss	Factor	Factor																																																																								
MHz	dBuV/m	dBuV/m	dB	dBuV	dB/m	dB	dB	cm	deg																																																																							
1 7125.01	60.85	68.20	-7.35	46.35	35.70	11.59	32.79	0.00	100	217 AVERAGE																																																																						
Limit	Read	Ant	Cable	Preamp	Aux	APos	TPos	Remark																																																																								
Freq	Level	Line	Margin	Level	Factor	Loss	Factor	Factor																																																																								
MHz	dBuV/m	dBuV/m	dB	dBuV	dB/m	dB	dB	cm	deg																																																																							
1 7115.00	70.96	56.47	35.70	11.58	32.79	0.00	100	217 AVERAGE																																																																						

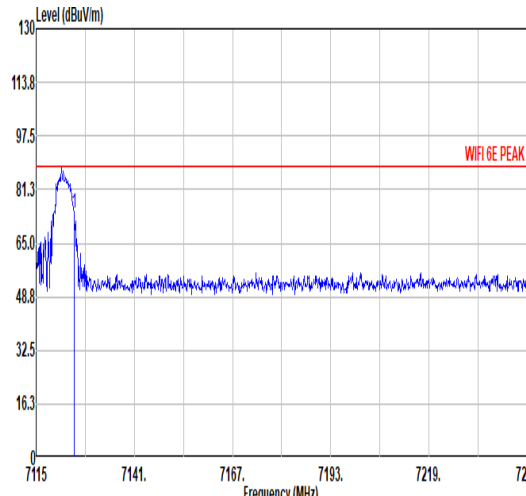
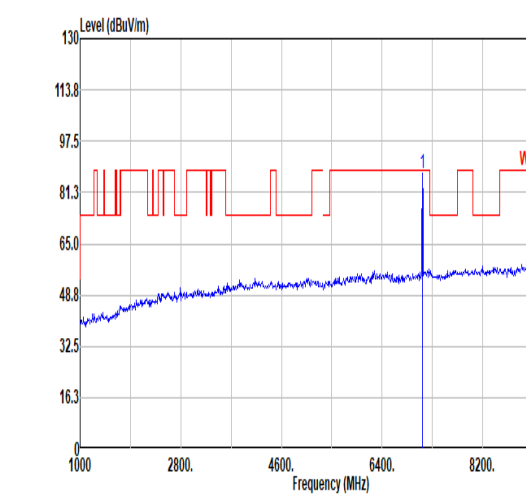
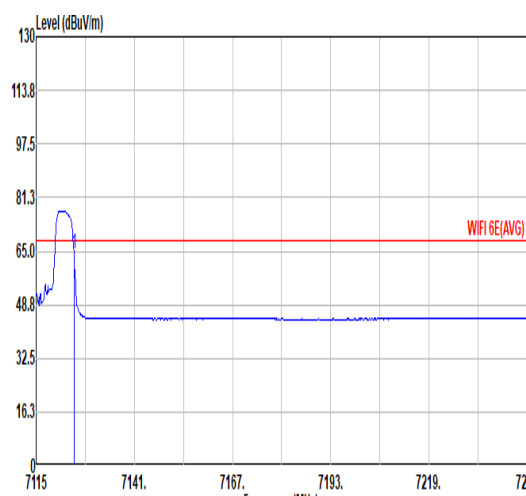
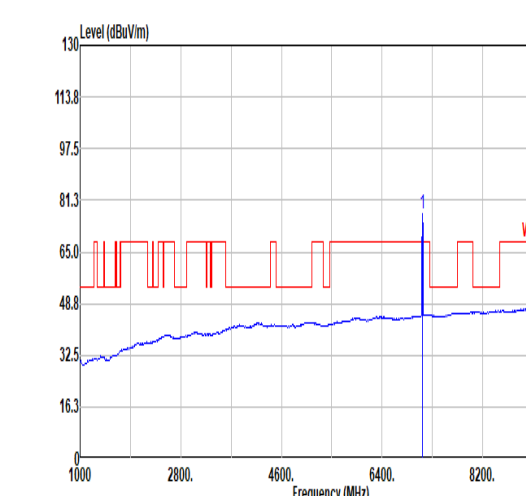


		67																																																																																		
Mode	Band Edge																																																																																			
	U-NII-8_6.875-7.125_802.11ax HE20_CH233_Partial_RU26/8_7115MHz																																																																																			
ANT	CDD 3+4																																																																																			
Pol.	Vertical	Fundamental																																																																																		
Peak	 <p>Level (dBuVm)</p> <p>130 113.8 97.5 81.3 65.0 48.8 0</p> <p>7115 7141. 7167. 7193. 7219. 7245</p> <p style="text-align: right;">WIFI 6E PEAK</p> <table border="1"> <thead> <tr> <th>Limit</th> <th>Read</th> <th>Ant</th> <th>Cable</th> <th>Preamp</th> <th>Aux</th> <th>APos</th> <th>TPos</th> <th>Remark</th> </tr> <tr> <th>Freq</th> <th>Level</th> <th>Line</th> <th>Margin</th> <th>Level</th> <th>Factor</th> <th>Loss</th> <th>Factor</th> <th>Factor</th> </tr> <tr> <th>MHz</th> <th>dBuV/m</th> <th>dBuV/m</th> <th>dB</th> <th>dBuV</th> <th>dB/m</th> <th>dB</th> <th>dB</th> <th>cm</th> <th>deg</th> </tr> </thead> <tbody> <tr> <td>1</td> <td>7125.14</td> <td>72.22</td> <td>88.20</td> <td>-15.98</td> <td>57.72</td> <td>35.70</td> <td>11.59</td> <td>32.79</td> <td>0.00</td> <td>100</td> <td>114</td> <td>PEAK</td> </tr> </tbody> </table>	Limit	Read	Ant	Cable	Preamp	Aux	APos	TPos	Remark	Freq	Level	Line	Margin	Level	Factor	Loss	Factor	Factor	MHz	dBuV/m	dBuV/m	dB	dBuV	dB/m	dB	dB	cm	deg	1	7125.14	72.22	88.20	-15.98	57.72	35.70	11.59	32.79	0.00	100	114	PEAK	 <p>Level (dBuVm)</p> <p>130 113.8 97.5 81.3 65.0 48.8 0</p> <p>1000 2800. 4600. 6400. 8200. 10000</p> <p style="text-align: right;">WIFI 6E PEAK</p> <table border="1"> <thead> <tr> <th>Limit</th> <th>Read</th> <th>Ant</th> <th>Cable</th> <th>Preamp</th> <th>Aux</th> <th>APos</th> <th>TPos</th> <th>Remark</th> </tr> <tr> <th>Freq</th> <th>Level</th> <th>Line</th> <th>Margin</th> <th>Level</th> <th>Factor</th> <th>Loss</th> <th>Factor</th> <th>Factor</th> </tr> <tr> <th>MHz</th> <th>dBuV/m</th> <th>dBuV/m</th> <th>dB</th> <th>dBuV</th> <th>dB/m</th> <th>dB</th> <th>dB</th> <th>cm</th> <th>deg</th> </tr> </thead> <tbody> <tr> <td>1</td> <td>7115.00</td> <td>82.93</td> <td>-----</td> <td>-----</td> <td>68.44</td> <td>35.70</td> <td>11.58</td> <td>32.79</td> <td>0.00</td> <td>100</td> <td>114</td> <td>PEAK</td> </tr> </tbody> </table>	Limit	Read	Ant	Cable	Preamp	Aux	APos	TPos	Remark	Freq	Level	Line	Margin	Level	Factor	Loss	Factor	Factor	MHz	dBuV/m	dBuV/m	dB	dBuV	dB/m	dB	dB	cm	deg	1	7115.00	82.93	-----	-----	68.44	35.70	11.58	32.79	0.00	100	114	PEAK
	Limit	Read	Ant	Cable	Preamp	Aux	APos	TPos	Remark																																																																											
Freq	Level	Line	Margin	Level	Factor	Loss	Factor	Factor																																																																												
MHz	dBuV/m	dBuV/m	dB	dBuV	dB/m	dB	dB	cm	deg																																																																											
1	7125.14	72.22	88.20	-15.98	57.72	35.70	11.59	32.79	0.00	100	114	PEAK																																																																								
Limit	Read	Ant	Cable	Preamp	Aux	APos	TPos	Remark																																																																												
Freq	Level	Line	Margin	Level	Factor	Loss	Factor	Factor																																																																												
MHz	dBuV/m	dBuV/m	dB	dBuV	dB/m	dB	dB	cm	deg																																																																											
1	7115.00	82.93	-----	-----	68.44	35.70	11.58	32.79	0.00	100	114	PEAK																																																																								
Avg	 <p>Level (dBuVm)</p> <p>130 113.8 97.5 81.3 65.0 48.8 0</p> <p>7115 7141. 7167. 7193. 7219. 7245</p> <p style="text-align: right;">WIFI 6E(AVG)</p> <table border="1"> <thead> <tr> <th>Limit</th> <th>Read</th> <th>Ant</th> <th>Cable</th> <th>Preamp</th> <th>Aux</th> <th>APos</th> <th>TPos</th> <th>Remark</th> </tr> <tr> <th>Freq</th> <th>Level</th> <th>Line</th> <th>Margin</th> <th>Level</th> <th>Factor</th> <th>Loss</th> <th>Factor</th> <th>Factor</th> </tr> <tr> <th>MHz</th> <th>dBuV/m</th> <th>dBuV/m</th> <th>dB</th> <th>dBuV</th> <th>dB/m</th> <th>dB</th> <th>dB</th> <th>cm</th> <th>deg</th> </tr> </thead> <tbody> <tr> <td>1</td> <td>7125.01</td> <td>64.38</td> <td>68.20</td> <td>-3.82</td> <td>49.88</td> <td>35.70</td> <td>11.59</td> <td>32.79</td> <td>0.00</td> <td>100</td> <td>114</td> <td>AVERAGE</td> </tr> </tbody> </table>	Limit	Read	Ant	Cable	Preamp	Aux	APos	TPos	Remark	Freq	Level	Line	Margin	Level	Factor	Loss	Factor	Factor	MHz	dBuV/m	dBuV/m	dB	dBuV	dB/m	dB	dB	cm	deg	1	7125.01	64.38	68.20	-3.82	49.88	35.70	11.59	32.79	0.00	100	114	AVERAGE	 <p>Level (dBuVm)</p> <p>130 113.8 97.5 81.3 65.0 48.8 0</p> <p>1000 2800. 4600. 6400. 8200. 10000</p> <p style="text-align: right;">WIFI 6E(AVG)</p> <table border="1"> <thead> <tr> <th>Limit</th> <th>Read</th> <th>Ant</th> <th>Cable</th> <th>Preamp</th> <th>Aux</th> <th>APos</th> <th>TPos</th> <th>Remark</th> </tr> <tr> <th>Freq</th> <th>Level</th> <th>Line</th> <th>Margin</th> <th>Level</th> <th>Factor</th> <th>Loss</th> <th>Factor</th> <th>Factor</th> </tr> <tr> <th>MHz</th> <th>dBuV/m</th> <th>dBuV/m</th> <th>dB</th> <th>dBuV</th> <th>dB/m</th> <th>dB</th> <th>dB</th> <th>cm</th> <th>deg</th> </tr> </thead> <tbody> <tr> <td>1</td> <td>7115.00</td> <td>74.47</td> <td>-----</td> <td>-----</td> <td>59.98</td> <td>35.70</td> <td>11.58</td> <td>32.79</td> <td>0.00</td> <td>100</td> <td>114</td> <td>AVERAGE</td> </tr> </tbody> </table>	Limit	Read	Ant	Cable	Preamp	Aux	APos	TPos	Remark	Freq	Level	Line	Margin	Level	Factor	Loss	Factor	Factor	MHz	dBuV/m	dBuV/m	dB	dBuV	dB/m	dB	dB	cm	deg	1	7115.00	74.47	-----	-----	59.98	35.70	11.58	32.79	0.00	100	114	AVERAGE
	Limit	Read	Ant	Cable	Preamp	Aux	APos	TPos	Remark																																																																											
Freq	Level	Line	Margin	Level	Factor	Loss	Factor	Factor																																																																												
MHz	dBuV/m	dBuV/m	dB	dBuV	dB/m	dB	dB	cm	deg																																																																											
1	7125.01	64.38	68.20	-3.82	49.88	35.70	11.59	32.79	0.00	100	114	AVERAGE																																																																								
Limit	Read	Ant	Cable	Preamp	Aux	APos	TPos	Remark																																																																												
Freq	Level	Line	Margin	Level	Factor	Loss	Factor	Factor																																																																												
MHz	dBuV/m	dBuV/m	dB	dBuV	dB/m	dB	dB	cm	deg																																																																											
1	7115.00	74.47	-----	-----	59.98	35.70	11.58	32.79	0.00	100	114	AVERAGE																																																																								



	68																																																																															
Mode	Band Edge																																																																															
	U-NII-8_6.875-7.125_802.11ax HE20_CH233_Partial_RU52/40_7115MHz																																																																															
ANT	CDD 3+4																																																																															
Pol.	Horizontal	Fundamental																																																																														
Peak	<table border="1"> <thead> <tr> <th>Limit</th> <th>Read</th> <th>Ant</th> <th>Cable</th> <th>Preamp</th> <th>Aux</th> <th>APos</th> <th>TPos</th> <th>Remark</th> </tr> <tr> <th>Freq</th> <th>Level</th> <th>Line</th> <th>Margin</th> <th>Level</th> <th>Factor</th> <th>Loss</th> <th>Factor</th> <th>Factor</th> </tr> <tr> <th>MHz</th> <th>dBuV/m</th> <th>dBuV/m</th> <th>dB</th> <th>dBuV</th> <th>dB/m</th> <th>dB</th> <th>dB</th> <th>cm</th> <th>deg</th> </tr> </thead> <tbody> <tr> <td>1 7125.27</td> <td>72.56</td> <td>88.20</td> <td>-15.64</td> <td>58.06</td> <td>35.70</td> <td>11.59</td> <td>32.79</td> <td>0.00</td> <td>100</td> <td>217 PEAK</td> </tr> </tbody> </table>	Limit	Read	Ant	Cable	Preamp	Aux	APos	TPos	Remark	Freq	Level	Line	Margin	Level	Factor	Loss	Factor	Factor	MHz	dBuV/m	dBuV/m	dB	dBuV	dB/m	dB	dB	cm	deg	1 7125.27	72.56	88.20	-15.64	58.06	35.70	11.59	32.79	0.00	100	217 PEAK	<table border="1"> <thead> <tr> <th>Limit</th> <th>Read</th> <th>Ant</th> <th>Cable</th> <th>Preamp</th> <th>Aux</th> <th>APos</th> <th>TPos</th> <th>Remark</th> </tr> <tr> <th>Freq</th> <th>Level</th> <th>Line</th> <th>Margin</th> <th>Level</th> <th>Factor</th> <th>Loss</th> <th>Factor</th> <th>Factor</th> </tr> <tr> <th>MHz</th> <th>dBuV/m</th> <th>dBuV/m</th> <th>dB</th> <th>dBuV</th> <th>dB/m</th> <th>dB</th> <th>dB</th> <th>cm</th> <th>deg</th> </tr> </thead> <tbody> <tr> <td>1 7115.00</td> <td>83.12</td> <td>-----</td> <td>-----</td> <td>68.63</td> <td>35.70</td> <td>11.58</td> <td>32.79</td> <td>0.00</td> <td>100</td> <td>217 PEAK</td> </tr> </tbody> </table>	Limit	Read	Ant	Cable	Preamp	Aux	APos	TPos	Remark	Freq	Level	Line	Margin	Level	Factor	Loss	Factor	Factor	MHz	dBuV/m	dBuV/m	dB	dBuV	dB/m	dB	dB	cm	deg	1 7115.00	83.12	-----	-----	68.63	35.70	11.58	32.79	0.00	100	217 PEAK
Limit	Read	Ant	Cable	Preamp	Aux	APos	TPos	Remark																																																																								
Freq	Level	Line	Margin	Level	Factor	Loss	Factor	Factor																																																																								
MHz	dBuV/m	dBuV/m	dB	dBuV	dB/m	dB	dB	cm	deg																																																																							
1 7125.27	72.56	88.20	-15.64	58.06	35.70	11.59	32.79	0.00	100	217 PEAK																																																																						
Limit	Read	Ant	Cable	Preamp	Aux	APos	TPos	Remark																																																																								
Freq	Level	Line	Margin	Level	Factor	Loss	Factor	Factor																																																																								
MHz	dBuV/m	dBuV/m	dB	dBuV	dB/m	dB	dB	cm	deg																																																																							
1 7115.00	83.12	-----	-----	68.63	35.70	11.58	32.79	0.00	100	217 PEAK																																																																						
Avg	<table border="1"> <thead> <tr> <th>Limit</th> <th>Read</th> <th>Ant</th> <th>Cable</th> <th>Preamp</th> <th>Aux</th> <th>APos</th> <th>TPos</th> <th>Remark</th> </tr> <tr> <th>Freq</th> <th>Level</th> <th>Line</th> <th>Margin</th> <th>Level</th> <th>Factor</th> <th>Loss</th> <th>Factor</th> <th>Factor</th> </tr> <tr> <th>MHz</th> <th>dBuV/m</th> <th>dBuV/m</th> <th>dB</th> <th>dBuV</th> <th>dB/m</th> <th>dB</th> <th>dB</th> <th>cm</th> <th>deg</th> </tr> </thead> <tbody> <tr> <td>1 7125.01</td> <td>63.03</td> <td>68.20</td> <td>-5.17</td> <td>48.53</td> <td>35.70</td> <td>11.59</td> <td>32.79</td> <td>0.00</td> <td>100</td> <td>217 AVERAGE</td> </tr> </tbody> </table>	Limit	Read	Ant	Cable	Preamp	Aux	APos	TPos	Remark	Freq	Level	Line	Margin	Level	Factor	Loss	Factor	Factor	MHz	dBuV/m	dBuV/m	dB	dBuV	dB/m	dB	dB	cm	deg	1 7125.01	63.03	68.20	-5.17	48.53	35.70	11.59	32.79	0.00	100	217 AVERAGE	<table border="1"> <thead> <tr> <th>Limit</th> <th>Read</th> <th>Ant</th> <th>Cable</th> <th>Preamp</th> <th>Aux</th> <th>APos</th> <th>TPos</th> <th>Remark</th> </tr> <tr> <th>Freq</th> <th>Level</th> <th>Line</th> <th>Margin</th> <th>Level</th> <th>Factor</th> <th>Loss</th> <th>Factor</th> <th>Factor</th> </tr> <tr> <th>MHz</th> <th>dBuV/m</th> <th>dBuV/m</th> <th>dB</th> <th>dBuV</th> <th>dB/m</th> <th>dB</th> <th>dB</th> <th>cm</th> <th>deg</th> </tr> </thead> <tbody> <tr> <td>1 7115.00</td> <td>73.06</td> <td>-----</td> <td>-----</td> <td>58.57</td> <td>35.70</td> <td>11.58</td> <td>32.79</td> <td>0.00</td> <td>100</td> <td>217 AVERAGE</td> </tr> </tbody> </table>	Limit	Read	Ant	Cable	Preamp	Aux	APos	TPos	Remark	Freq	Level	Line	Margin	Level	Factor	Loss	Factor	Factor	MHz	dBuV/m	dBuV/m	dB	dBuV	dB/m	dB	dB	cm	deg	1 7115.00	73.06	-----	-----	58.57	35.70	11.58	32.79	0.00	100	217 AVERAGE
Limit	Read	Ant	Cable	Preamp	Aux	APos	TPos	Remark																																																																								
Freq	Level	Line	Margin	Level	Factor	Loss	Factor	Factor																																																																								
MHz	dBuV/m	dBuV/m	dB	dBuV	dB/m	dB	dB	cm	deg																																																																							
1 7125.01	63.03	68.20	-5.17	48.53	35.70	11.59	32.79	0.00	100	217 AVERAGE																																																																						
Limit	Read	Ant	Cable	Preamp	Aux	APos	TPos	Remark																																																																								
Freq	Level	Line	Margin	Level	Factor	Loss	Factor	Factor																																																																								
MHz	dBuV/m	dBuV/m	dB	dBuV	dB/m	dB	dB	cm	deg																																																																							
1 7115.00	73.06	-----	-----	58.57	35.70	11.58	32.79	0.00	100	217 AVERAGE																																																																						

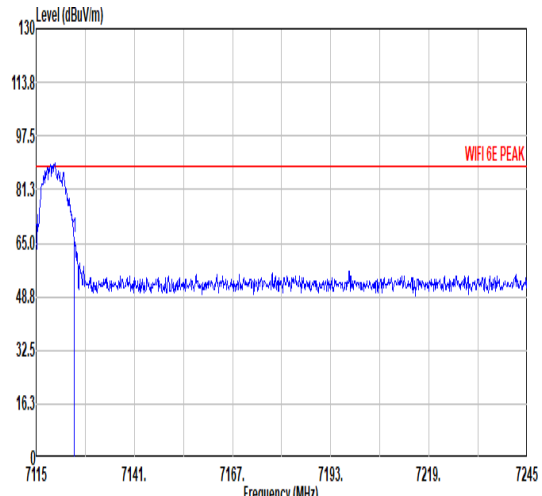
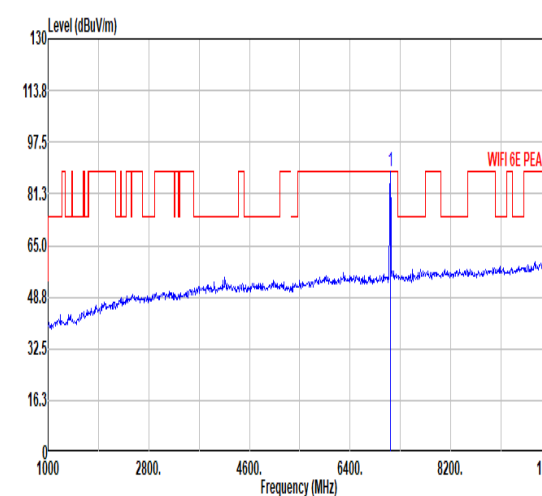
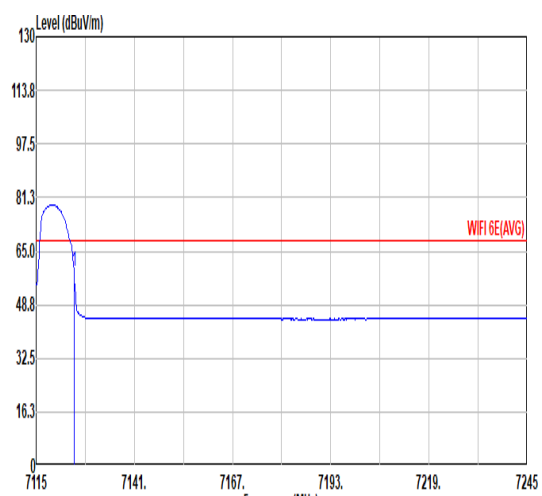
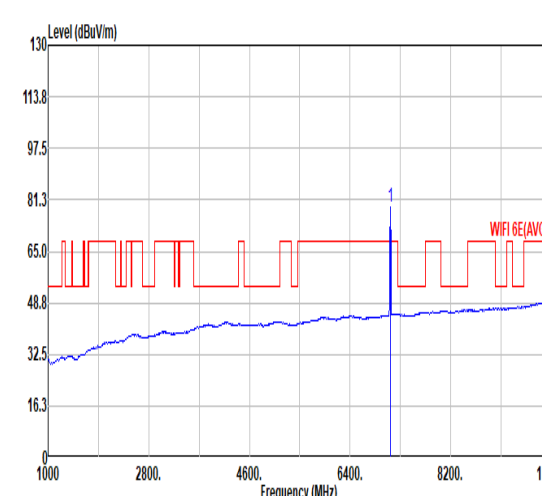


	68																																																																													
Mode	Band Edge																																																																													
	U-NII-8_6.875-7.125_802.11ax HE20_CH233_Partial_RU52/40_7115MHz																																																																													
ANT	CDD 3+4																																																																													
Pol.	Vertical	Fundamental																																																																												
Peak	 <p>Level (dBuV/m) vs Frequency (MHz) plot for Vertical polarization. Shows a peak at 7115 MHz. A red horizontal line indicates the limit at approximately 81.3 dBuV/m. A blue vertical line marks the peak at 7115 MHz.</p> <table border="1"> <thead> <tr> <th>Limit</th> <th>Read</th> <th>Ant</th> <th>Cable</th> <th>Preamp</th> <th>Aux</th> <th>APos</th> <th>TPos</th> <th>Remark</th> </tr> <tr> <th>Freq</th> <th>Level</th> <th>Line</th> <th>Margin</th> <th>Level</th> <th>Factor</th> <th>Loss</th> <th>Factor</th> <th>Factor</th> </tr> <tr> <th>MHz</th> <th>dBuV/m</th> <th>dBuV/m</th> <th>dB</th> <th>dBuV</th> <th>dB/m</th> <th>dB</th> <th>dB</th> <th>cm</th> <th>deg</th> </tr> </thead> <tbody> <tr> <td>1 7125.01</td> <td>74.13</td> <td>88.20</td> <td>-14.07</td> <td>59.63</td> <td>35.70</td> <td>11.59</td> <td>32.79</td> <td>0.00</td> <td>300 152 PEAK</td> </tr> </tbody> </table>	Limit	Read	Ant	Cable	Preamp	Aux	APos	TPos	Remark	Freq	Level	Line	Margin	Level	Factor	Loss	Factor	Factor	MHz	dBuV/m	dBuV/m	dB	dBuV	dB/m	dB	dB	cm	deg	1 7125.01	74.13	88.20	-14.07	59.63	35.70	11.59	32.79	0.00	300 152 PEAK	 <p>Level (dBuV/m) vs Frequency (MHz) plot for Fundamental polarization. Shows a peak at 7115 MHz. A red horizontal line indicates the limit at approximately 81.3 dBuV/m. A blue vertical line marks the peak at 7115 MHz.</p> <table border="1"> <thead> <tr> <th>Limit</th> <th>Read</th> <th>Ant</th> <th>Cable</th> <th>Preamp</th> <th>Aux</th> <th>APos</th> <th>TPos</th> <th>Remark</th> </tr> <tr> <th>Freq</th> <th>Level</th> <th>Line</th> <th>Margin</th> <th>Level</th> <th>Factor</th> <th>Loss</th> <th>Factor</th> <th>Factor</th> </tr> <tr> <th>MHz</th> <th>dBuV/m</th> <th>dBuV/m</th> <th>dB</th> <th>dBuV</th> <th>dB/m</th> <th>dB</th> <th>dB</th> <th>cm</th> <th>deg</th> </tr> </thead> <tbody> <tr> <td>1 7115.00</td> <td>87.36</td> <td>-----</td> <td>-----</td> <td>72.87</td> <td>35.70</td> <td>11.58</td> <td>32.79</td> <td>0.00</td> <td>300 152 PEAK</td> </tr> </tbody> </table>	Limit	Read	Ant	Cable	Preamp	Aux	APos	TPos	Remark	Freq	Level	Line	Margin	Level	Factor	Loss	Factor	Factor	MHz	dBuV/m	dBuV/m	dB	dBuV	dB/m	dB	dB	cm	deg	1 7115.00	87.36	-----	-----	72.87	35.70	11.58	32.79	0.00	300 152 PEAK
Limit	Read	Ant	Cable	Preamp	Aux	APos	TPos	Remark																																																																						
Freq	Level	Line	Margin	Level	Factor	Loss	Factor	Factor																																																																						
MHz	dBuV/m	dBuV/m	dB	dBuV	dB/m	dB	dB	cm	deg																																																																					
1 7125.01	74.13	88.20	-14.07	59.63	35.70	11.59	32.79	0.00	300 152 PEAK																																																																					
Limit	Read	Ant	Cable	Preamp	Aux	APos	TPos	Remark																																																																						
Freq	Level	Line	Margin	Level	Factor	Loss	Factor	Factor																																																																						
MHz	dBuV/m	dBuV/m	dB	dBuV	dB/m	dB	dB	cm	deg																																																																					
1 7115.00	87.36	-----	-----	72.87	35.70	11.58	32.79	0.00	300 152 PEAK																																																																					
Avg	 <p>Level (dBuV/m) vs Frequency (MHz) plot for Vertical polarization. Shows the average level. A red horizontal line indicates the limit at approximately 65.0 dBuV/m. A blue vertical line marks the peak at 7115 MHz.</p> <table border="1"> <thead> <tr> <th>Limit</th> <th>Read</th> <th>Ant</th> <th>Cable</th> <th>Preamp</th> <th>Aux</th> <th>APos</th> <th>TPos</th> <th>Remark</th> </tr> <tr> <th>Freq</th> <th>Level</th> <th>Line</th> <th>Margin</th> <th>Level</th> <th>Factor</th> <th>Loss</th> <th>Factor</th> <th>Factor</th> </tr> <tr> <th>MHz</th> <th>dBuV/m</th> <th>dBuV/m</th> <th>dB</th> <th>dBuV</th> <th>dB/m</th> <th>dB</th> <th>dB</th> <th>cm</th> <th>deg</th> </tr> </thead> <tbody> <tr> <td>1 7125.01</td> <td>64.49</td> <td>68.20</td> <td>-3.71</td> <td>49.99</td> <td>35.70</td> <td>11.59</td> <td>32.79</td> <td>0.00</td> <td>300 152 AVERAGE</td> </tr> </tbody> </table>	Limit	Read	Ant	Cable	Preamp	Aux	APos	TPos	Remark	Freq	Level	Line	Margin	Level	Factor	Loss	Factor	Factor	MHz	dBuV/m	dBuV/m	dB	dBuV	dB/m	dB	dB	cm	deg	1 7125.01	64.49	68.20	-3.71	49.99	35.70	11.59	32.79	0.00	300 152 AVERAGE	 <p>Level (dBuV/m) vs Frequency (MHz) plot for Fundamental polarization. Shows the average level. A red horizontal line indicates the limit at approximately 65.0 dBuV/m. A blue vertical line marks the peak at 7115 MHz.</p> <table border="1"> <thead> <tr> <th>Limit</th> <th>Read</th> <th>Ant</th> <th>Cable</th> <th>Preamp</th> <th>Aux</th> <th>APos</th> <th>TPos</th> <th>Remark</th> </tr> <tr> <th>Freq</th> <th>Level</th> <th>Line</th> <th>Margin</th> <th>Level</th> <th>Factor</th> <th>Loss</th> <th>Factor</th> <th>Factor</th> </tr> <tr> <th>MHz</th> <th>dBuV/m</th> <th>dBuV/m</th> <th>dB</th> <th>dBuV</th> <th>dB/m</th> <th>dB</th> <th>dB</th> <th>cm</th> <th>deg</th> </tr> </thead> <tbody> <tr> <td>1 7115.00</td> <td>77.04</td> <td>-----</td> <td>-----</td> <td>62.55</td> <td>35.70</td> <td>11.58</td> <td>32.79</td> <td>0.00</td> <td>300 152 AVERAGE</td> </tr> </tbody> </table>	Limit	Read	Ant	Cable	Preamp	Aux	APos	TPos	Remark	Freq	Level	Line	Margin	Level	Factor	Loss	Factor	Factor	MHz	dBuV/m	dBuV/m	dB	dBuV	dB/m	dB	dB	cm	deg	1 7115.00	77.04	-----	-----	62.55	35.70	11.58	32.79	0.00	300 152 AVERAGE
Limit	Read	Ant	Cable	Preamp	Aux	APos	TPos	Remark																																																																						
Freq	Level	Line	Margin	Level	Factor	Loss	Factor	Factor																																																																						
MHz	dBuV/m	dBuV/m	dB	dBuV	dB/m	dB	dB	cm	deg																																																																					
1 7125.01	64.49	68.20	-3.71	49.99	35.70	11.59	32.79	0.00	300 152 AVERAGE																																																																					
Limit	Read	Ant	Cable	Preamp	Aux	APos	TPos	Remark																																																																						
Freq	Level	Line	Margin	Level	Factor	Loss	Factor	Factor																																																																						
MHz	dBuV/m	dBuV/m	dB	dBuV	dB/m	dB	dB	cm	deg																																																																					
1 7115.00	77.04	-----	-----	62.55	35.70	11.58	32.79	0.00	300 152 AVERAGE																																																																					



	69																																																																													
Mode	Band Edge																																																																													
	U-NII-8_6.875-7.125_802.11ax HE20_CH233_Partial_RU106/54_7115MHz																																																																													
ANT	CDD 3+4																																																																													
Pol.	Horizontal	Fundamental																																																																												
Peak	<table border="1"> <thead> <tr> <th>Limit</th> <th>Read</th> <th>Ant</th> <th>Cable</th> <th>Preamp</th> <th>Aux</th> <th>APos</th> <th>TPos</th> <th>Remark</th> </tr> <tr> <th>Freq</th> <th>Level</th> <th>Line</th> <th>Margin</th> <th>Level</th> <th>Factor</th> <th>Loss</th> <th>Factor</th> <th>Factor</th> </tr> <tr> <th>MHz</th> <th>dBuV/m</th> <th>dBuV/m</th> <th>dB</th> <th>dBuV</th> <th>dB/m</th> <th>dB</th> <th>dB</th> <th>cm</th> <th>deg</th> </tr> </thead> <tbody> <tr> <td>1 7125.01</td> <td>71.82</td> <td>88.20</td> <td>-16.38</td> <td>57.32</td> <td>35.70</td> <td>11.59</td> <td>32.79</td> <td>0.00</td> <td>294 327 PEAK</td> </tr> </tbody> </table>	Limit	Read	Ant	Cable	Preamp	Aux	APos	TPos	Remark	Freq	Level	Line	Margin	Level	Factor	Loss	Factor	Factor	MHz	dBuV/m	dBuV/m	dB	dBuV	dB/m	dB	dB	cm	deg	1 7125.01	71.82	88.20	-16.38	57.32	35.70	11.59	32.79	0.00	294 327 PEAK	<table border="1"> <thead> <tr> <th>Limit</th> <th>Read</th> <th>Ant</th> <th>Cable</th> <th>Preamp</th> <th>Aux</th> <th>APos</th> <th>TPos</th> <th>Remark</th> </tr> <tr> <th>Freq</th> <th>Level</th> <th>Line</th> <th>Margin</th> <th>Level</th> <th>Factor</th> <th>Loss</th> <th>Factor</th> <th>Factor</th> </tr> <tr> <th>MHz</th> <th>dBuV/m</th> <th>dBuV/m</th> <th>dB</th> <th>dBuV</th> <th>dB/m</th> <th>dB</th> <th>dB</th> <th>cm</th> <th>deg</th> </tr> </thead> <tbody> <tr> <td>1 7115.00</td> <td>88.23</td> <td>-----</td> <td>-----</td> <td>73.74</td> <td>35.70</td> <td>11.58</td> <td>32.79</td> <td>0.00</td> <td>294 327 PEAK</td> </tr> </tbody> </table>	Limit	Read	Ant	Cable	Preamp	Aux	APos	TPos	Remark	Freq	Level	Line	Margin	Level	Factor	Loss	Factor	Factor	MHz	dBuV/m	dBuV/m	dB	dBuV	dB/m	dB	dB	cm	deg	1 7115.00	88.23	-----	-----	73.74	35.70	11.58	32.79	0.00	294 327 PEAK
Limit	Read	Ant	Cable	Preamp	Aux	APos	TPos	Remark																																																																						
Freq	Level	Line	Margin	Level	Factor	Loss	Factor	Factor																																																																						
MHz	dBuV/m	dBuV/m	dB	dBuV	dB/m	dB	dB	cm	deg																																																																					
1 7125.01	71.82	88.20	-16.38	57.32	35.70	11.59	32.79	0.00	294 327 PEAK																																																																					
Limit	Read	Ant	Cable	Preamp	Aux	APos	TPos	Remark																																																																						
Freq	Level	Line	Margin	Level	Factor	Loss	Factor	Factor																																																																						
MHz	dBuV/m	dBuV/m	dB	dBuV	dB/m	dB	dB	cm	deg																																																																					
1 7115.00	88.23	-----	-----	73.74	35.70	11.58	32.79	0.00	294 327 PEAK																																																																					
Avg	<table border="1"> <thead> <tr> <th>Limit</th> <th>Read</th> <th>Ant</th> <th>Cable</th> <th>Preamp</th> <th>Aux</th> <th>APos</th> <th>TPos</th> <th>Remark</th> </tr> <tr> <th>Freq</th> <th>Level</th> <th>Line</th> <th>Margin</th> <th>Level</th> <th>Factor</th> <th>Loss</th> <th>Factor</th> <th>Factor</th> </tr> <tr> <th>MHz</th> <th>dBuV/m</th> <th>dBuV/m</th> <th>dB</th> <th>dBuV</th> <th>dB/m</th> <th>dB</th> <th>dB</th> <th>cm</th> <th>deg</th> </tr> </thead> <tbody> <tr> <td>1 7125.01</td> <td>64.37</td> <td>68.20</td> <td>-3.83</td> <td>49.87</td> <td>35.70</td> <td>11.59</td> <td>32.79</td> <td>0.00</td> <td>294 327 AVERAGE</td> </tr> </tbody> </table>	Limit	Read	Ant	Cable	Preamp	Aux	APos	TPos	Remark	Freq	Level	Line	Margin	Level	Factor	Loss	Factor	Factor	MHz	dBuV/m	dBuV/m	dB	dBuV	dB/m	dB	dB	cm	deg	1 7125.01	64.37	68.20	-3.83	49.87	35.70	11.59	32.79	0.00	294 327 AVERAGE	<table border="1"> <thead> <tr> <th>Limit</th> <th>Read</th> <th>Ant</th> <th>Cable</th> <th>Preamp</th> <th>Aux</th> <th>APos</th> <th>TPos</th> <th>Remark</th> </tr> <tr> <th>Freq</th> <th>Level</th> <th>Line</th> <th>Margin</th> <th>Level</th> <th>Factor</th> <th>Loss</th> <th>Factor</th> <th>Factor</th> </tr> <tr> <th>MHz</th> <th>dBuV/m</th> <th>dBuV/m</th> <th>dB</th> <th>dBuV</th> <th>dB/m</th> <th>dB</th> <th>dB</th> <th>cm</th> <th>deg</th> </tr> </thead> <tbody> <tr> <td>1 7115.00</td> <td>78.29</td> <td>-----</td> <td>-----</td> <td>63.80</td> <td>35.70</td> <td>11.58</td> <td>32.79</td> <td>0.00</td> <td>294 327 AVERAGE</td> </tr> </tbody> </table>	Limit	Read	Ant	Cable	Preamp	Aux	APos	TPos	Remark	Freq	Level	Line	Margin	Level	Factor	Loss	Factor	Factor	MHz	dBuV/m	dBuV/m	dB	dBuV	dB/m	dB	dB	cm	deg	1 7115.00	78.29	-----	-----	63.80	35.70	11.58	32.79	0.00	294 327 AVERAGE
Limit	Read	Ant	Cable	Preamp	Aux	APos	TPos	Remark																																																																						
Freq	Level	Line	Margin	Level	Factor	Loss	Factor	Factor																																																																						
MHz	dBuV/m	dBuV/m	dB	dBuV	dB/m	dB	dB	cm	deg																																																																					
1 7125.01	64.37	68.20	-3.83	49.87	35.70	11.59	32.79	0.00	294 327 AVERAGE																																																																					
Limit	Read	Ant	Cable	Preamp	Aux	APos	TPos	Remark																																																																						
Freq	Level	Line	Margin	Level	Factor	Loss	Factor	Factor																																																																						
MHz	dBuV/m	dBuV/m	dB	dBuV	dB/m	dB	dB	cm	deg																																																																					
1 7115.00	78.29	-----	-----	63.80	35.70	11.58	32.79	0.00	294 327 AVERAGE																																																																					



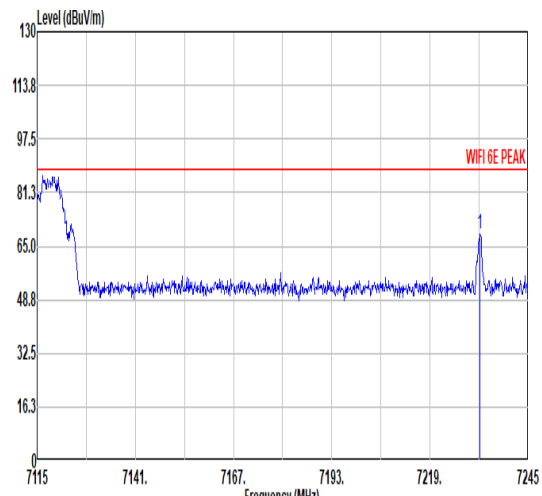
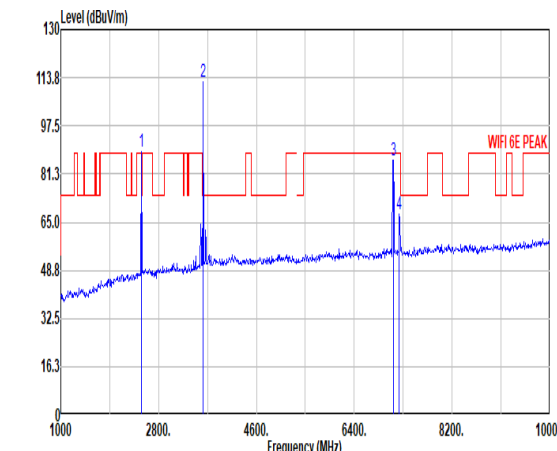
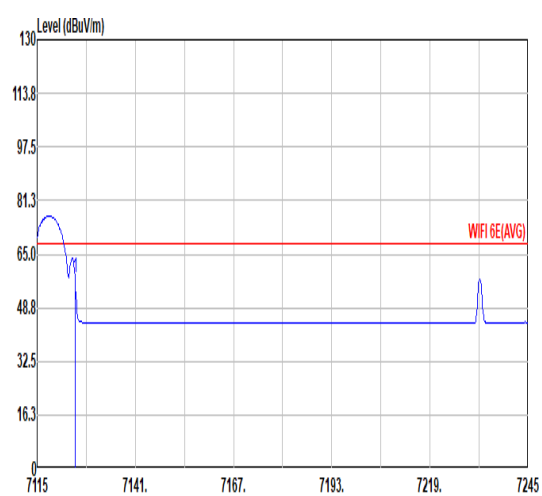
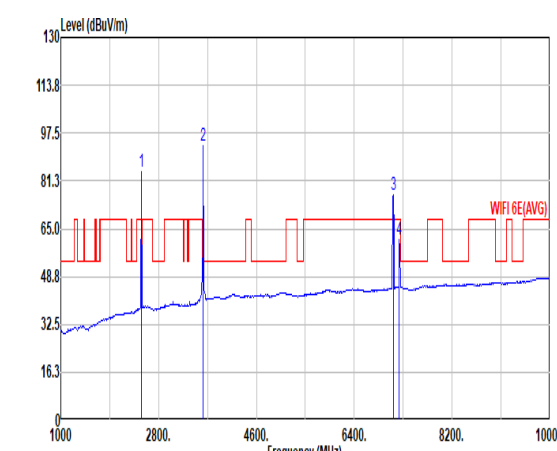
	69																																																																																			
Mode	Band Edge																																																																																			
	U-NII-8_6.875-7.125_802.11ax HE20_CH233_Partial_RU106/54_7115MHz																																																																																			
ANT	CDD 3+4																																																																																			
Pol.	Vertical	Fundamental																																																																																		
Peak	 <p>Level (dBuV/m)</p> <p>130 113.8 97.5 81.3 65.0 48.8 32.5 16.3 0</p> <p>7115 7141. 7167. 7193. 7219. 7245</p> <p style="text-align: right;">WIFI 6E PEAK</p> <table border="1"> <thead> <tr> <th>Limit</th> <th>Read</th> <th>Ant</th> <th>Cable</th> <th>Preamp</th> <th>Aux</th> <th>APos</th> <th>TPos</th> <th>Remark</th> </tr> <tr> <th>Freq</th> <th>Level</th> <th>Line</th> <th>Margin</th> <th>Level</th> <th>Factor</th> <th>Loss</th> <th>Factor</th> <th>Factor</th> </tr> <tr> <th>MHz</th> <th>dBuV/m</th> <th>dBuV/m</th> <th>dB</th> <th>dBuV</th> <th>dB/m</th> <th>dB</th> <th>dB</th> <th>cm</th> <th>deg</th> </tr> </thead> <tbody> <tr> <td>1</td> <td>7125.14</td> <td>66.81</td> <td>88.20</td> <td>-21.39</td> <td>52.31</td> <td>35.70</td> <td>11.59</td> <td>32.79</td> <td>0.00</td> <td>100</td> <td>243</td> <td>PEAK</td> </tr> </tbody> </table>	Limit	Read	Ant	Cable	Preamp	Aux	APos	TPos	Remark	Freq	Level	Line	Margin	Level	Factor	Loss	Factor	Factor	MHz	dBuV/m	dBuV/m	dB	dBuV	dB/m	dB	dB	cm	deg	1	7125.14	66.81	88.20	-21.39	52.31	35.70	11.59	32.79	0.00	100	243	PEAK	 <p>Level (dBuV/m)</p> <p>130 113.8 97.5 81.3 65.0 48.8 32.5 16.3 0</p> <p>1000 2800. 4600. 6400. 8200. 10000</p> <p style="text-align: right;">WIFI 6E PEAK</p> <table border="1"> <thead> <tr> <th>Limit</th> <th>Read</th> <th>Ant</th> <th>Cable</th> <th>Preamp</th> <th>Aux</th> <th>APos</th> <th>TPos</th> <th>Remark</th> </tr> <tr> <th>Freq</th> <th>Level</th> <th>Line</th> <th>Margin</th> <th>Level</th> <th>Factor</th> <th>Loss</th> <th>Factor</th> <th>Factor</th> </tr> <tr> <th>MHz</th> <th>dBuV/m</th> <th>dBuV/m</th> <th>dB</th> <th>dBuV</th> <th>dB/m</th> <th>dB</th> <th>dB</th> <th>cm</th> <th>deg</th> </tr> </thead> <tbody> <tr> <td>1</td> <td>7115.00</td> <td>88.38</td> <td>-----</td> <td>-----</td> <td>73.89</td> <td>35.70</td> <td>11.58</td> <td>32.79</td> <td>0.00</td> <td>100</td> <td>243</td> <td>PEAK</td> </tr> </tbody> </table>	Limit	Read	Ant	Cable	Preamp	Aux	APos	TPos	Remark	Freq	Level	Line	Margin	Level	Factor	Loss	Factor	Factor	MHz	dBuV/m	dBuV/m	dB	dBuV	dB/m	dB	dB	cm	deg	1	7115.00	88.38	-----	-----	73.89	35.70	11.58	32.79	0.00	100	243	PEAK
	Limit	Read	Ant	Cable	Preamp	Aux	APos	TPos	Remark																																																																											
Freq	Level	Line	Margin	Level	Factor	Loss	Factor	Factor																																																																												
MHz	dBuV/m	dBuV/m	dB	dBuV	dB/m	dB	dB	cm	deg																																																																											
1	7125.14	66.81	88.20	-21.39	52.31	35.70	11.59	32.79	0.00	100	243	PEAK																																																																								
Limit	Read	Ant	Cable	Preamp	Aux	APos	TPos	Remark																																																																												
Freq	Level	Line	Margin	Level	Factor	Loss	Factor	Factor																																																																												
MHz	dBuV/m	dBuV/m	dB	dBuV	dB/m	dB	dB	cm	deg																																																																											
1	7115.00	88.38	-----	-----	73.89	35.70	11.58	32.79	0.00	100	243	PEAK																																																																								
Avg	 <p>Level (dBuV/m)</p> <p>130 113.8 97.5 81.3 65.0 48.8 32.5 16.3 0</p> <p>7115 7141. 7167. 7193. 7219. 7245</p> <p style="text-align: right;">WIFI 6E(AVG)</p> <table border="1"> <thead> <tr> <th>Limit</th> <th>Read</th> <th>Ant</th> <th>Cable</th> <th>Preamp</th> <th>Aux</th> <th>APos</th> <th>TPos</th> <th>Remark</th> </tr> <tr> <th>Freq</th> <th>Level</th> <th>Line</th> <th>Margin</th> <th>Level</th> <th>Factor</th> <th>Loss</th> <th>Factor</th> <th>Factor</th> </tr> <tr> <th>MHz</th> <th>dBuV/m</th> <th>dBuV/m</th> <th>dB</th> <th>dBuV</th> <th>dB/m</th> <th>dB</th> <th>dB</th> <th>cm</th> <th>deg</th> </tr> </thead> <tbody> <tr> <td>1</td> <td>7125.01</td> <td>59.06</td> <td>68.20</td> <td>-9.14</td> <td>44.56</td> <td>35.70</td> <td>11.59</td> <td>32.79</td> <td>0.00</td> <td>100</td> <td>243</td> <td>AVERAGE</td> </tr> </tbody> </table>	Limit	Read	Ant	Cable	Preamp	Aux	APos	TPos	Remark	Freq	Level	Line	Margin	Level	Factor	Loss	Factor	Factor	MHz	dBuV/m	dBuV/m	dB	dBuV	dB/m	dB	dB	cm	deg	1	7125.01	59.06	68.20	-9.14	44.56	35.70	11.59	32.79	0.00	100	243	AVERAGE	 <p>Level (dBuV/m)</p> <p>130 113.8 97.5 81.3 65.0 48.8 32.5 16.3 0</p> <p>1000 2800. 4600. 6400. 8200. 10000</p> <p style="text-align: right;">WIFI 6E(AVG)</p> <table border="1"> <thead> <tr> <th>Limit</th> <th>Read</th> <th>Ant</th> <th>Cable</th> <th>Preamp</th> <th>Aux</th> <th>APos</th> <th>TPos</th> <th>Remark</th> </tr> <tr> <th>Freq</th> <th>Level</th> <th>Line</th> <th>Margin</th> <th>Level</th> <th>Factor</th> <th>Loss</th> <th>Factor</th> <th>Factor</th> </tr> <tr> <th>MHz</th> <th>dBuV/m</th> <th>dBuV/m</th> <th>dB</th> <th>dBuV</th> <th>dB/m</th> <th>dB</th> <th>dB</th> <th>cm</th> <th>deg</th> </tr> </thead> <tbody> <tr> <td>1</td> <td>7115.00</td> <td>78.06</td> <td>-----</td> <td>-----</td> <td>64.37</td> <td>35.70</td> <td>11.58</td> <td>32.79</td> <td>0.00</td> <td>100</td> <td>243</td> <td>AVERAGE</td> </tr> </tbody> </table>	Limit	Read	Ant	Cable	Preamp	Aux	APos	TPos	Remark	Freq	Level	Line	Margin	Level	Factor	Loss	Factor	Factor	MHz	dBuV/m	dBuV/m	dB	dBuV	dB/m	dB	dB	cm	deg	1	7115.00	78.06	-----	-----	64.37	35.70	11.58	32.79	0.00	100	243	AVERAGE
Limit	Read	Ant	Cable	Preamp	Aux	APos	TPos	Remark																																																																												
Freq	Level	Line	Margin	Level	Factor	Loss	Factor	Factor																																																																												
MHz	dBuV/m	dBuV/m	dB	dBuV	dB/m	dB	dB	cm	deg																																																																											
1	7125.01	59.06	68.20	-9.14	44.56	35.70	11.59	32.79	0.00	100	243	AVERAGE																																																																								
Limit	Read	Ant	Cable	Preamp	Aux	APos	TPos	Remark																																																																												
Freq	Level	Line	Margin	Level	Factor	Loss	Factor	Factor																																																																												
MHz	dBuV/m	dBuV/m	dB	dBuV	dB/m	dB	dB	cm	deg																																																																											
1	7115.00	78.06	-----	-----	64.37	35.70	11.58	32.79	0.00	100	243	AVERAGE																																																																								



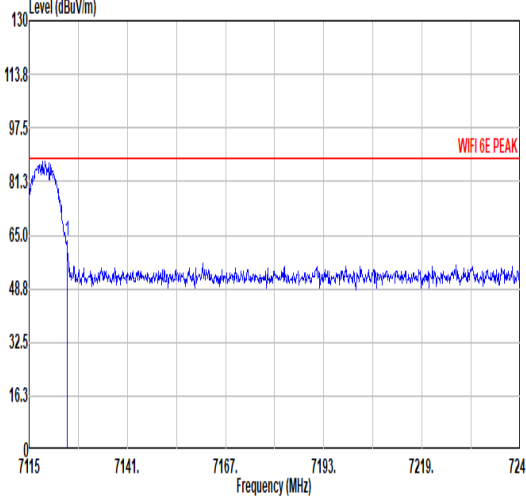
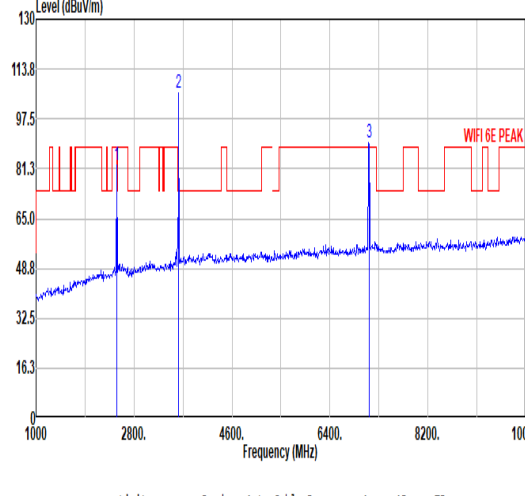
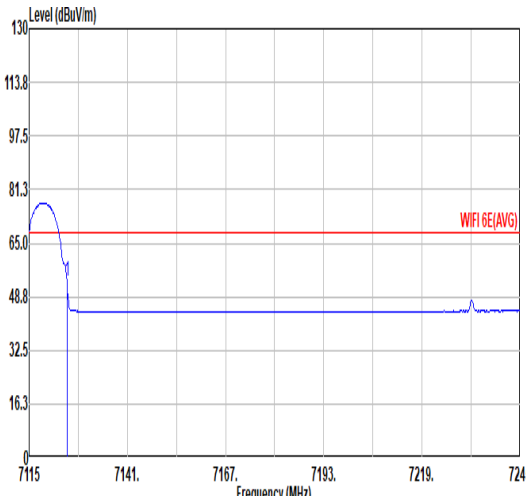
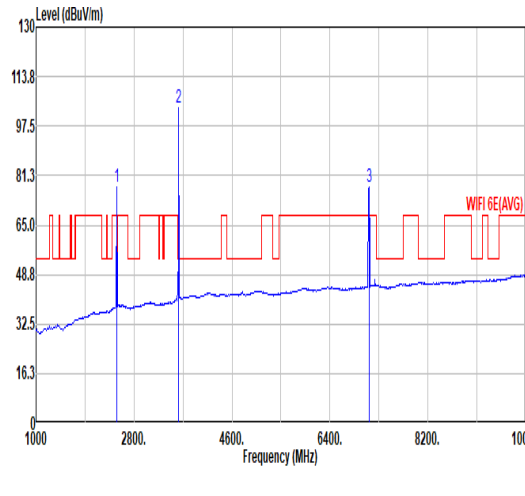
Mode	70																																																																																																																																																																									
	LF																																																																																																																																																																									
	U-NII-8_6.875-7.125_802.11ax HE20_CH233_7115MHz																																																																																																																																																																									
ANT	CDD 3+4																																																																																																																																																																									
Pol.	Horizontal	Vertical																																																																																																																																																																								
Peak QP	<table border="1"> <thead> <tr> <th>Peak</th> <th>Freq (MHz)</th> <th>Level (dBuV/m)</th> <th>Over Limit (dB)</th> <th>Limit Line (dBuV/m)</th> <th>Read Level (dBuV)</th> <th>CableAntenna Loss (dB)</th> <th>Preamp Factor (dB/m)</th> <th>Factor (dB)</th> <th>A/Pos (cm)</th> <th>T/Pos (deg)</th> <th>Remark</th> </tr> </thead> <tbody> <tr><td>1</td><td>30.97</td><td>21.16</td><td>-18.84</td><td>40.00</td><td>28.43</td><td>0.46</td><td>24.57</td><td>32.30</td><td>---</td><td>---</td><td>Peak</td></tr> <tr><td>2</td><td>156.10</td><td>23.23</td><td>-20.27</td><td>43.50</td><td>36.99</td><td>1.67</td><td>16.74</td><td>32.17</td><td>---</td><td>---</td><td>Peak</td></tr> <tr><td>3</td><td>258.92</td><td>26.39</td><td>-19.61</td><td>46.00</td><td>36.13</td><td>2.17</td><td>20.26</td><td>32.17</td><td>---</td><td>---</td><td>Peak</td></tr> <tr><td>4</td><td>448.07</td><td>26.06</td><td>-19.94</td><td>46.00</td><td>32.65</td><td>2.85</td><td>23.05</td><td>32.49</td><td>---</td><td>---</td><td>Peak</td></tr> <tr><td>5</td><td>848.68</td><td>31.05</td><td>-14.95</td><td>46.00</td><td>29.64</td><td>3.93</td><td>29.28</td><td>31.80</td><td>---</td><td>---</td><td>Peak</td></tr> <tr><td>6</td><td>951.50</td><td>32.66</td><td>-13.34</td><td>46.00</td><td>28.50</td><td>4.15</td><td>30.98</td><td>30.97</td><td>---</td><td>---</td><td>Peak</td></tr> </tbody> </table>	Peak	Freq (MHz)	Level (dBuV/m)	Over Limit (dB)	Limit Line (dBuV/m)	Read Level (dBuV)	CableAntenna Loss (dB)	Preamp Factor (dB/m)	Factor (dB)	A/Pos (cm)	T/Pos (deg)	Remark	1	30.97	21.16	-18.84	40.00	28.43	0.46	24.57	32.30	---	---	Peak	2	156.10	23.23	-20.27	43.50	36.99	1.67	16.74	32.17	---	---	Peak	3	258.92	26.39	-19.61	46.00	36.13	2.17	20.26	32.17	---	---	Peak	4	448.07	26.06	-19.94	46.00	32.65	2.85	23.05	32.49	---	---	Peak	5	848.68	31.05	-14.95	46.00	29.64	3.93	29.28	31.80	---	---	Peak	6	951.50	32.66	-13.34	46.00	28.50	4.15	30.98	30.97	---	---	Peak	<table border="1"> <thead> <tr> <th>Peak</th> <th>Freq (MHz)</th> <th>Level (dBuV/m)</th> <th>Over Limit (dB)</th> <th>Limit Line (dBuV/m)</th> <th>Read Level (dBuV)</th> <th>CableAntenna Loss (dB)</th> <th>Preamp Factor (dB/m)</th> <th>Factor (dB)</th> <th>A/Pos (cm)</th> <th>T/Pos (deg)</th> <th>Remark</th> </tr> </thead> <tbody> <tr><td>1</td><td>59.10</td><td>33.79</td><td>-6.21</td><td>40.00</td><td>53.28</td><td>0.83</td><td>12.15</td><td>32.47</td><td>---</td><td>---</td><td>Peak</td></tr> <tr><td>2</td><td>156.10</td><td>28.51</td><td>-14.99</td><td>43.50</td><td>42.27</td><td>1.67</td><td>16.74</td><td>32.17</td><td>---</td><td>---</td><td>Peak</td></tr> <tr><td>3</td><td>429.64</td><td>25.89</td><td>-20.11</td><td>46.00</td><td>32.87</td><td>2.80</td><td>22.62</td><td>32.40</td><td>---</td><td>---</td><td>Peak</td></tr> <tr><td>4</td><td>630.43</td><td>26.58</td><td>-19.42</td><td>46.00</td><td>29.29</td><td>3.40</td><td>26.23</td><td>32.34</td><td>---</td><td>---</td><td>Peak</td></tr> <tr><td>5</td><td>825.40</td><td>33.25</td><td>-12.75</td><td>46.00</td><td>32.54</td><td>3.88</td><td>28.76</td><td>31.93</td><td>---</td><td>---</td><td>Peak</td></tr> <tr><td>6</td><td>989.33</td><td>33.01</td><td>-20.99</td><td>54.00</td><td>28.66</td><td>4.24</td><td>30.68</td><td>30.57</td><td>---</td><td>---</td><td>Peak</td></tr> </tbody> </table>	Peak	Freq (MHz)	Level (dBuV/m)	Over Limit (dB)	Limit Line (dBuV/m)	Read Level (dBuV)	CableAntenna Loss (dB)	Preamp Factor (dB/m)	Factor (dB)	A/Pos (cm)	T/Pos (deg)	Remark	1	59.10	33.79	-6.21	40.00	53.28	0.83	12.15	32.47	---	---	Peak	2	156.10	28.51	-14.99	43.50	42.27	1.67	16.74	32.17	---	---	Peak	3	429.64	25.89	-20.11	46.00	32.87	2.80	22.62	32.40	---	---	Peak	4	630.43	26.58	-19.42	46.00	29.29	3.40	26.23	32.34	---	---	Peak	5	825.40	33.25	-12.75	46.00	32.54	3.88	28.76	31.93	---	---	Peak	6	989.33	33.01	-20.99	54.00	28.66	4.24	30.68	30.57	---	---	Peak
Peak	Freq (MHz)	Level (dBuV/m)	Over Limit (dB)	Limit Line (dBuV/m)	Read Level (dBuV)	CableAntenna Loss (dB)	Preamp Factor (dB/m)	Factor (dB)	A/Pos (cm)	T/Pos (deg)	Remark																																																																																																																																																															
1	30.97	21.16	-18.84	40.00	28.43	0.46	24.57	32.30	---	---	Peak																																																																																																																																																															
2	156.10	23.23	-20.27	43.50	36.99	1.67	16.74	32.17	---	---	Peak																																																																																																																																																															
3	258.92	26.39	-19.61	46.00	36.13	2.17	20.26	32.17	---	---	Peak																																																																																																																																																															
4	448.07	26.06	-19.94	46.00	32.65	2.85	23.05	32.49	---	---	Peak																																																																																																																																																															
5	848.68	31.05	-14.95	46.00	29.64	3.93	29.28	31.80	---	---	Peak																																																																																																																																																															
6	951.50	32.66	-13.34	46.00	28.50	4.15	30.98	30.97	---	---	Peak																																																																																																																																																															
Peak	Freq (MHz)	Level (dBuV/m)	Over Limit (dB)	Limit Line (dBuV/m)	Read Level (dBuV)	CableAntenna Loss (dB)	Preamp Factor (dB/m)	Factor (dB)	A/Pos (cm)	T/Pos (deg)	Remark																																																																																																																																																															
1	59.10	33.79	-6.21	40.00	53.28	0.83	12.15	32.47	---	---	Peak																																																																																																																																																															
2	156.10	28.51	-14.99	43.50	42.27	1.67	16.74	32.17	---	---	Peak																																																																																																																																																															
3	429.64	25.89	-20.11	46.00	32.87	2.80	22.62	32.40	---	---	Peak																																																																																																																																																															
4	630.43	26.58	-19.42	46.00	29.29	3.40	26.23	32.34	---	---	Peak																																																																																																																																																															
5	825.40	33.25	-12.75	46.00	32.54	3.88	28.76	31.93	---	---	Peak																																																																																																																																																															
6	989.33	33.01	-20.99	54.00	28.66	4.24	30.68	30.57	---	---	Peak																																																																																																																																																															



Co-Location

Mode	71																																																																																																																						
	Band Edge																																																																																																																						
	U-NII-8_6.875-7.125_802.11ax HE20_CH233_7115MHz																																																																																																																						
ANT	CDD 3+4																																																																																																																						
Pol.	Horizontal	Fundamental																																																																																																																					
Peak	 <table border="1"> <thead> <tr> <th>Limit</th> <th>Read</th> <th>Ant</th> <th>Cable</th> <th>Preamp</th> <th>Aux</th> <th>APos</th> <th>TPos</th> <th>Remark</th> </tr> <tr> <th>Freq</th> <th>Level</th> <th>Line</th> <th>Margin</th> <th>Level</th> <th>Factor</th> <th>Loss</th> <th>Factor</th> <th>Factor</th> </tr> <tr> <th>MHz</th> <th>dBuV/m</th> <th>dBuV/m</th> <th>dB</th> <th>dBuV</th> <th>dB/m</th> <th>dB</th> <th>dB</th> <th>cm</th> <th>deg</th> </tr> </thead> <tbody> <tr> <td>1</td> <td>7232.26</td> <td>68.57</td> <td>88.20</td> <td>-19.63</td> <td>54.04</td> <td>35.73</td> <td>11.66</td> <td>32.86</td> <td>0.00</td> <td>319</td> <td>326</td> <td>PEAK</td> </tr> </tbody> </table>	Limit	Read	Ant	Cable	Preamp	Aux	APos	TPos	Remark	Freq	Level	Line	Margin	Level	Factor	Loss	Factor	Factor	MHz	dBuV/m	dBuV/m	dB	dBuV	dB/m	dB	dB	cm	deg	1	7232.26	68.57	88.20	-19.63	54.04	35.73	11.66	32.86	0.00	319	326	PEAK	 <table border="1"> <thead> <tr> <th>Limit</th> <th>Read</th> <th>Ant</th> <th>Cable</th> <th>Preamp</th> <th>Aux</th> <th>APos</th> <th>TPos</th> <th>Remark</th> </tr> <tr> <th>Freq</th> <th>Level</th> <th>Line</th> <th>Margin</th> <th>Level</th> <th>Factor</th> <th>Loss</th> <th>Factor</th> <th>Factor</th> </tr> <tr> <th>MHz</th> <th>dBuV/m</th> <th>dBuV/m</th> <th>dB</th> <th>dBuV</th> <th>dB/m</th> <th>dB</th> <th>dB</th> <th>cm</th> <th>deg</th> </tr> </thead> <tbody> <tr> <td>1</td> <td>2480.00</td> <td>88.64</td> <td>-----</td> <td>81.80</td> <td>32.74</td> <td>6.73</td> <td>32.63</td> <td>0.00</td> <td>319</td> <td>326</td> <td>Peak</td> </tr> <tr> <td>2</td> <td>3619.00</td> <td>112.24</td> <td>-----</td> <td>102.77</td> <td>33.24</td> <td>8.26</td> <td>32.03</td> <td>0.00</td> <td>319</td> <td>326</td> <td>Peak</td> </tr> <tr> <td>3</td> <td>7115.00</td> <td>86.06</td> <td>-----</td> <td>71.56</td> <td>35.70</td> <td>11.58</td> <td>32.78</td> <td>0.00</td> <td>319</td> <td>326</td> <td>Peak</td> </tr> <tr> <td>4</td> <td>7228.00</td> <td>67.64</td> <td>-----</td> <td>53.12</td> <td>35.71</td> <td>11.66</td> <td>32.85</td> <td>0.00</td> <td>319</td> <td>326</td> <td>Peak</td> </tr> </tbody> </table>	Limit	Read	Ant	Cable	Preamp	Aux	APos	TPos	Remark	Freq	Level	Line	Margin	Level	Factor	Loss	Factor	Factor	MHz	dBuV/m	dBuV/m	dB	dBuV	dB/m	dB	dB	cm	deg	1	2480.00	88.64	-----	81.80	32.74	6.73	32.63	0.00	319	326	Peak	2	3619.00	112.24	-----	102.77	33.24	8.26	32.03	0.00	319	326	Peak	3	7115.00	86.06	-----	71.56	35.70	11.58	32.78	0.00	319	326	Peak	4	7228.00	67.64	-----	53.12	35.71	11.66	32.85	0.00	319	326	Peak
	Limit	Read	Ant	Cable	Preamp	Aux	APos	TPos	Remark																																																																																																														
Freq	Level	Line	Margin	Level	Factor	Loss	Factor	Factor																																																																																																															
MHz	dBuV/m	dBuV/m	dB	dBuV	dB/m	dB	dB	cm	deg																																																																																																														
1	7232.26	68.57	88.20	-19.63	54.04	35.73	11.66	32.86	0.00	319	326	PEAK																																																																																																											
Limit	Read	Ant	Cable	Preamp	Aux	APos	TPos	Remark																																																																																																															
Freq	Level	Line	Margin	Level	Factor	Loss	Factor	Factor																																																																																																															
MHz	dBuV/m	dBuV/m	dB	dBuV	dB/m	dB	dB	cm	deg																																																																																																														
1	2480.00	88.64	-----	81.80	32.74	6.73	32.63	0.00	319	326	Peak																																																																																																												
2	3619.00	112.24	-----	102.77	33.24	8.26	32.03	0.00	319	326	Peak																																																																																																												
3	7115.00	86.06	-----	71.56	35.70	11.58	32.78	0.00	319	326	Peak																																																																																																												
4	7228.00	67.64	-----	53.12	35.71	11.66	32.85	0.00	319	326	Peak																																																																																																												
Avg	 <table border="1"> <thead> <tr> <th>Limit</th> <th>Read</th> <th>Ant</th> <th>Cable</th> <th>Preamp</th> <th>Aux</th> <th>APos</th> <th>TPos</th> <th>Remark</th> </tr> <tr> <th>Freq</th> <th>Level</th> <th>Line</th> <th>Margin</th> <th>Level</th> <th>Factor</th> <th>Loss</th> <th>Factor</th> <th>Factor</th> </tr> <tr> <th>MHz</th> <th>dBuV/m</th> <th>dBuV/m</th> <th>dB</th> <th>dBuV</th> <th>dB/m</th> <th>dB</th> <th>dB</th> <th>cm</th> <th>deg</th> </tr> </thead> <tbody> <tr> <td>1</td> <td>7125.01</td> <td>58.02</td> <td>68.20</td> <td>-10.18</td> <td>43.52</td> <td>35.70</td> <td>11.59</td> <td>32.79</td> <td>0.00</td> <td>319</td> <td>326</td> <td>AVERAGE</td> </tr> </tbody> </table>	Limit	Read	Ant	Cable	Preamp	Aux	APos	TPos	Remark	Freq	Level	Line	Margin	Level	Factor	Loss	Factor	Factor	MHz	dBuV/m	dBuV/m	dB	dBuV	dB/m	dB	dB	cm	deg	1	7125.01	58.02	68.20	-10.18	43.52	35.70	11.59	32.79	0.00	319	326	AVERAGE	 <table border="1"> <thead> <tr> <th>Limit</th> <th>Read</th> <th>Ant</th> <th>Cable</th> <th>Preamp</th> <th>Aux</th> <th>APos</th> <th>TPos</th> <th>Remark</th> </tr> <tr> <th>Freq</th> <th>Level</th> <th>Line</th> <th>Margin</th> <th>Level</th> <th>Factor</th> <th>Loss</th> <th>Factor</th> <th>Factor</th> </tr> <tr> <th>MHz</th> <th>dBuV/m</th> <th>dBuV/m</th> <th>dB</th> <th>dBuV</th> <th>dB/m</th> <th>dB</th> <th>dB</th> <th>cm</th> <th>deg</th> </tr> </thead> <tbody> <tr> <td>1</td> <td>2480.00</td> <td>84.48</td> <td>-----</td> <td>77.64</td> <td>32.74</td> <td>6.73</td> <td>32.63</td> <td>0.00</td> <td>319</td> <td>326</td> <td>Average</td> </tr> <tr> <td>2</td> <td>3619.00</td> <td>93.43</td> <td>-----</td> <td>83.96</td> <td>33.24</td> <td>8.26</td> <td>32.03</td> <td>0.00</td> <td>319</td> <td>326</td> <td>Average</td> </tr> <tr> <td>3</td> <td>7115.00</td> <td>76.55</td> <td>-----</td> <td>62.05</td> <td>35.70</td> <td>11.58</td> <td>32.78</td> <td>0.00</td> <td>319</td> <td>326</td> <td>Average</td> </tr> <tr> <td>4</td> <td>7228.00</td> <td>61.29</td> <td>-----</td> <td>46.77</td> <td>35.71</td> <td>11.66</td> <td>32.85</td> <td>0.00</td> <td>319</td> <td>326</td> <td>Average</td> </tr> </tbody> </table>	Limit	Read	Ant	Cable	Preamp	Aux	APos	TPos	Remark	Freq	Level	Line	Margin	Level	Factor	Loss	Factor	Factor	MHz	dBuV/m	dBuV/m	dB	dBuV	dB/m	dB	dB	cm	deg	1	2480.00	84.48	-----	77.64	32.74	6.73	32.63	0.00	319	326	Average	2	3619.00	93.43	-----	83.96	33.24	8.26	32.03	0.00	319	326	Average	3	7115.00	76.55	-----	62.05	35.70	11.58	32.78	0.00	319	326	Average	4	7228.00	61.29	-----	46.77	35.71	11.66	32.85	0.00	319	326	Average
Limit	Read	Ant	Cable	Preamp	Aux	APos	TPos	Remark																																																																																																															
Freq	Level	Line	Margin	Level	Factor	Loss	Factor	Factor																																																																																																															
MHz	dBuV/m	dBuV/m	dB	dBuV	dB/m	dB	dB	cm	deg																																																																																																														
1	7125.01	58.02	68.20	-10.18	43.52	35.70	11.59	32.79	0.00	319	326	AVERAGE																																																																																																											
Limit	Read	Ant	Cable	Preamp	Aux	APos	TPos	Remark																																																																																																															
Freq	Level	Line	Margin	Level	Factor	Loss	Factor	Factor																																																																																																															
MHz	dBuV/m	dBuV/m	dB	dBuV	dB/m	dB	dB	cm	deg																																																																																																														
1	2480.00	84.48	-----	77.64	32.74	6.73	32.63	0.00	319	326	Average																																																																																																												
2	3619.00	93.43	-----	83.96	33.24	8.26	32.03	0.00	319	326	Average																																																																																																												
3	7115.00	76.55	-----	62.05	35.70	11.58	32.78	0.00	319	326	Average																																																																																																												
4	7228.00	61.29	-----	46.77	35.71	11.66	32.85	0.00	319	326	Average																																																																																																												



		71																																																																																																												
Mode	Band Edge																																																																																																													
	U-NII-8_6.875-7.125_802.11ax HE20_CH233_7115MHz																																																																																																													
ANT	CDD 3+4																																																																																																													
Pol.	Vertical	Fundamental																																																																																																												
Peak	 <p>Level (dBuV/m) vs Frequency (MHz) for Vertical polarization. Peak level is approximately 81.3 dBuV/m at 7115 MHz. A red horizontal line indicates the 'WIFI 6E PEAK' limit at approximately 97.5 dBuV/m.</p> <table border="1"> <thead> <tr> <th>Limit</th> <th>Read</th> <th>Ant</th> <th>Cable</th> <th>Preamp</th> <th>Aux</th> <th>APos</th> <th>TPos</th> <th>Remark</th> </tr> <tr> <th>Freq</th> <th>Level</th> <th>Line</th> <th>Margin</th> <th>Level</th> <th>Factor</th> <th>Loss</th> <th>Factor</th> <th>Factor</th> </tr> <tr> <th>MHz</th> <th>dBuV/m</th> <th>dBuV/m</th> <th>dB</th> <th>dBuV</th> <th>dB/m</th> <th>dB</th> <th>dB</th> <th>cm</th> <th>deg</th> </tr> </thead> <tbody> <tr> <td>1</td> <td>7125.01</td> <td>63.06</td> <td>88.20</td> <td>-25.14</td> <td>48.56</td> <td>35.70</td> <td>11.59</td> <td>32.79</td> <td>0.00</td> <td>100</td> <td>244</td> <td>PEAK</td> </tr> </tbody> </table>	Limit	Read	Ant	Cable	Preamp	Aux	APos	TPos	Remark	Freq	Level	Line	Margin	Level	Factor	Loss	Factor	Factor	MHz	dBuV/m	dBuV/m	dB	dBuV	dB/m	dB	dB	cm	deg	1	7125.01	63.06	88.20	-25.14	48.56	35.70	11.59	32.79	0.00	100	244	PEAK	 <p>Level (dBuV/m) vs Frequency (MHz) for Fundamental polarization. Shows multiple peaks, with the highest at 7115 MHz (approx. 89.96 dBuV/m). A red horizontal line indicates the 'WIFI 6E PEAK' limit at approximately 97.5 dBuV/m.</p> <table border="1"> <thead> <tr> <th>Limit</th> <th>Read</th> <th>Ant</th> <th>Cable</th> <th>Preamp</th> <th>Aux</th> <th>APos</th> <th>TPos</th> <th>Remark</th> </tr> <tr> <th>Freq</th> <th>Level</th> <th>Line</th> <th>Margin</th> <th>Level</th> <th>Factor</th> <th>Loss</th> <th>Factor</th> <th>Factor</th> </tr> <tr> <th>MHz</th> <th>dBuV/m</th> <th>dBuV/m</th> <th>dB</th> <th>dBuV</th> <th>dB/m</th> <th>dB</th> <th>dB</th> <th>cm</th> <th>deg</th> </tr> </thead> <tbody> <tr> <td>1</td> <td>2480.00</td> <td>82.58</td> <td>-----</td> <td>-----</td> <td>75.74</td> <td>32.74</td> <td>6.73</td> <td>32.63</td> <td>0.00</td> <td>100</td> <td>244</td> <td>Peak</td> </tr> <tr> <td>2</td> <td>3619.00</td> <td>106.14</td> <td>-----</td> <td>-----</td> <td>96.67</td> <td>33.24</td> <td>8.26</td> <td>32.03</td> <td>0.00</td> <td>100</td> <td>244</td> <td>Peak</td> </tr> <tr> <td>3</td> <td>7115.00</td> <td>89.96</td> <td>-----</td> <td>-----</td> <td>75.46</td> <td>35.70</td> <td>11.58</td> <td>32.78</td> <td>0.00</td> <td>100</td> <td>244</td> <td>Peak</td> </tr> </tbody> </table>	Limit	Read	Ant	Cable	Preamp	Aux	APos	TPos	Remark	Freq	Level	Line	Margin	Level	Factor	Loss	Factor	Factor	MHz	dBuV/m	dBuV/m	dB	dBuV	dB/m	dB	dB	cm	deg	1	2480.00	82.58	-----	-----	75.74	32.74	6.73	32.63	0.00	100	244	Peak	2	3619.00	106.14	-----	-----	96.67	33.24	8.26	32.03	0.00	100	244	Peak	3	7115.00	89.96	-----	-----	75.46	35.70	11.58	32.78	0.00	100	244	Peak
	Limit	Read	Ant	Cable	Preamp	Aux	APos	TPos	Remark																																																																																																					
Freq	Level	Line	Margin	Level	Factor	Loss	Factor	Factor																																																																																																						
MHz	dBuV/m	dBuV/m	dB	dBuV	dB/m	dB	dB	cm	deg																																																																																																					
1	7125.01	63.06	88.20	-25.14	48.56	35.70	11.59	32.79	0.00	100	244	PEAK																																																																																																		
Limit	Read	Ant	Cable	Preamp	Aux	APos	TPos	Remark																																																																																																						
Freq	Level	Line	Margin	Level	Factor	Loss	Factor	Factor																																																																																																						
MHz	dBuV/m	dBuV/m	dB	dBuV	dB/m	dB	dB	cm	deg																																																																																																					
1	2480.00	82.58	-----	-----	75.74	32.74	6.73	32.63	0.00	100	244	Peak																																																																																																		
2	3619.00	106.14	-----	-----	96.67	33.24	8.26	32.03	0.00	100	244	Peak																																																																																																		
3	7115.00	89.96	-----	-----	75.46	35.70	11.58	32.78	0.00	100	244	Peak																																																																																																		
Avg	 <p>Level (dBuV/m) vs Frequency (MHz) for Vertical polarization. Average level is approximately 48.8 dBuV/m. A red horizontal line indicates the 'WIFI 6E (AVG)' limit at approximately 65.0 dBuV/m.</p> <table border="1"> <thead> <tr> <th>Limit</th> <th>Read</th> <th>Ant</th> <th>Cable</th> <th>Preamp</th> <th>Aux</th> <th>APos</th> <th>TPos</th> <th>Remark</th> </tr> <tr> <th>Freq</th> <th>Level</th> <th>Line</th> <th>Margin</th> <th>Level</th> <th>Factor</th> <th>Loss</th> <th>Factor</th> <th>Factor</th> </tr> <tr> <th>MHz</th> <th>dBuV/m</th> <th>dBuV/m</th> <th>dB</th> <th>dBuV</th> <th>dB/m</th> <th>dB</th> <th>dB</th> <th>cm</th> <th>deg</th> </tr> </thead> <tbody> <tr> <td>1</td> <td>7125.01</td> <td>53.32</td> <td>68.20</td> <td>-14.88</td> <td>38.82</td> <td>35.70</td> <td>11.59</td> <td>32.79</td> <td>0.00</td> <td>100</td> <td>244</td> <td>AVERAGE</td> </tr> </tbody> </table>	Limit	Read	Ant	Cable	Preamp	Aux	APos	TPos	Remark	Freq	Level	Line	Margin	Level	Factor	Loss	Factor	Factor	MHz	dBuV/m	dBuV/m	dB	dBuV	dB/m	dB	dB	cm	deg	1	7125.01	53.32	68.20	-14.88	38.82	35.70	11.59	32.79	0.00	100	244	AVERAGE	 <p>Level (dBuV/m) vs Frequency (MHz) for Fundamental polarization. Shows average levels for multiple peaks. A red horizontal line indicates the 'WIFI 6E (AVG)' limit at approximately 65.0 dBuV/m.</p> <table border="1"> <thead> <tr> <th>Limit</th> <th>Read</th> <th>Ant</th> <th>Cable</th> <th>Preamp</th> <th>Aux</th> <th>APos</th> <th>TPos</th> <th>Remark</th> </tr> <tr> <th>Freq</th> <th>Level</th> <th>Line</th> <th>Margin</th> <th>Level</th> <th>Factor</th> <th>Loss</th> <th>Factor</th> <th>Factor</th> </tr> <tr> <th>MHz</th> <th>dBuV/m</th> <th>dBuV/m</th> <th>dB</th> <th>dBuV</th> <th>dB/m</th> <th>dB</th> <th>dB</th> <th>cm</th> <th>deg</th> </tr> </thead> <tbody> <tr> <td>1</td> <td>2480.00</td> <td>77.64</td> <td>-----</td> <td>-----</td> <td>70.80</td> <td>32.74</td> <td>6.73</td> <td>32.63</td> <td>0.00</td> <td>100</td> <td>244</td> <td>Average</td> </tr> <tr> <td>2</td> <td>3619.00</td> <td>103.47</td> <td>-----</td> <td>-----</td> <td>94.00</td> <td>33.24</td> <td>8.26</td> <td>32.03</td> <td>0.00</td> <td>100</td> <td>244</td> <td>Average</td> </tr> <tr> <td>3</td> <td>7115.00</td> <td>77.34</td> <td>-----</td> <td>-----</td> <td>62.84</td> <td>35.70</td> <td>11.58</td> <td>32.78</td> <td>0.00</td> <td>100</td> <td>244</td> <td>Average</td> </tr> </tbody> </table>	Limit	Read	Ant	Cable	Preamp	Aux	APos	TPos	Remark	Freq	Level	Line	Margin	Level	Factor	Loss	Factor	Factor	MHz	dBuV/m	dBuV/m	dB	dBuV	dB/m	dB	dB	cm	deg	1	2480.00	77.64	-----	-----	70.80	32.74	6.73	32.63	0.00	100	244	Average	2	3619.00	103.47	-----	-----	94.00	33.24	8.26	32.03	0.00	100	244	Average	3	7115.00	77.34	-----	-----	62.84	35.70	11.58	32.78	0.00	100	244	Average
Limit	Read	Ant	Cable	Preamp	Aux	APos	TPos	Remark																																																																																																						
Freq	Level	Line	Margin	Level	Factor	Loss	Factor	Factor																																																																																																						
MHz	dBuV/m	dBuV/m	dB	dBuV	dB/m	dB	dB	cm	deg																																																																																																					
1	7125.01	53.32	68.20	-14.88	38.82	35.70	11.59	32.79	0.00	100	244	AVERAGE																																																																																																		
Limit	Read	Ant	Cable	Preamp	Aux	APos	TPos	Remark																																																																																																						
Freq	Level	Line	Margin	Level	Factor	Loss	Factor	Factor																																																																																																						
MHz	dBuV/m	dBuV/m	dB	dBuV	dB/m	dB	dB	cm	deg																																																																																																					
1	2480.00	77.64	-----	-----	70.80	32.74	6.73	32.63	0.00	100	244	Average																																																																																																		
2	3619.00	103.47	-----	-----	94.00	33.24	8.26	32.03	0.00	100	244	Average																																																																																																		
3	7115.00	77.34	-----	-----	62.84	35.70	11.58	32.78	0.00	100	244	Average																																																																																																		

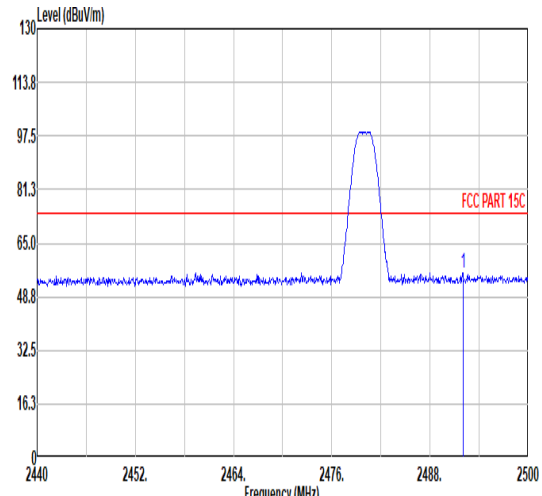
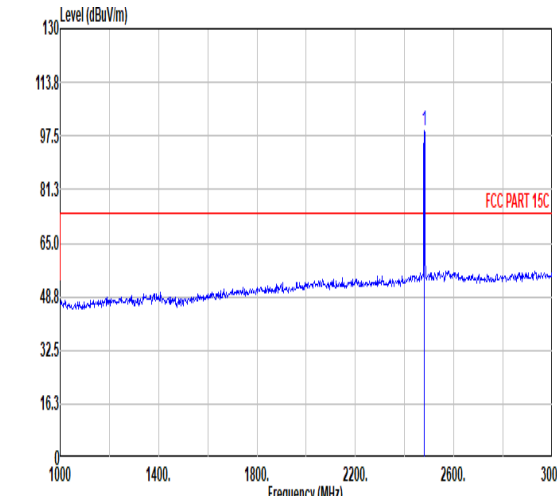
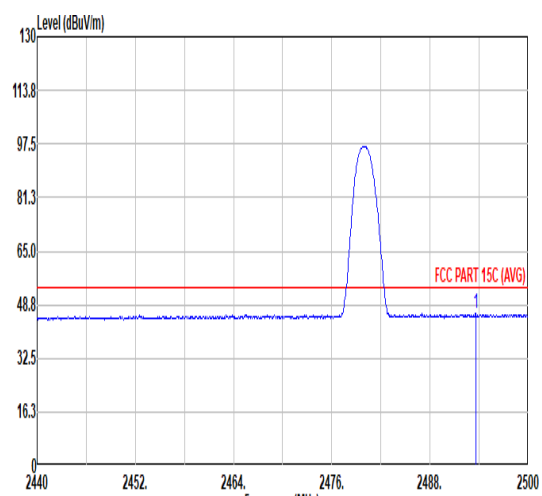
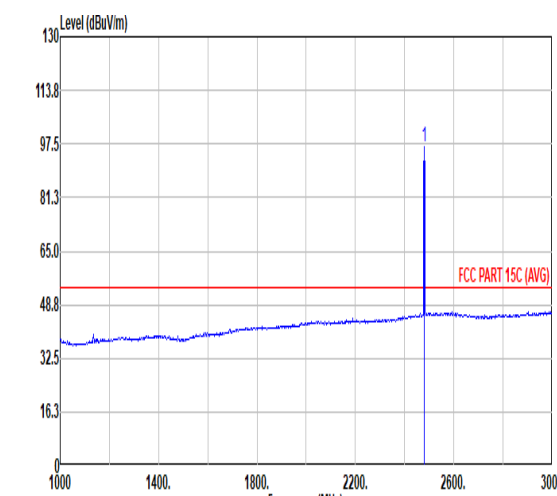


	71																																																																																																																		
Mode	Harmonic																																																																																																																		
	U-NII-8_6.875-7.125_802.11ax HE20_CH233_7115MHz																																																																																																																		
ANT	CDD 3+4																																																																																																																		
Pol.	Horizontal	Vertical																																																																																																																	
Peak Avg																																																																																																																			
	<table border="1"> <thead> <tr> <th>Limit</th> <th>Over</th> <th>Read</th> <th>Ant</th> <th>Cable</th> <th>Preamp</th> <th>Aux</th> <th>APos</th> <th>TPos</th> <th>Remark</th> </tr> <tr> <th>Freq</th> <th>Level</th> <th>Line</th> <th>Level</th> <th>Factor</th> <th>Loss</th> <th>Factor</th> <th>Factor</th> <th></th> <th></th> </tr> <tr> <th>MHz</th> <th>dBuV/m</th> <th>dBuV/m</th> <th>dB</th> <th>dBuV</th> <th>dB/m</th> <th>dB</th> <th>dB</th> <th>dB</th> <th>cm</th> <th>deg</th> </tr> </thead> <tbody> <tr> <td>1</td> <td>10848.00</td> <td>49.07</td> <td>55.20</td> <td>-6.13</td> <td>57.59</td> <td>37.90</td> <td>14.46</td> <td>60.88</td> <td>0.00</td> <td>---</td> <td>---</td> <td>Average</td> </tr> <tr> <td>2</td> <td>14230.00</td> <td>46.41</td> <td>88.20</td> <td>-41.79</td> <td>50.03</td> <td>39.13</td> <td>16.68</td> <td>59.43</td> <td>0.00</td> <td>---</td> <td>---</td> <td>PEAK</td> </tr> </tbody> </table>	Limit	Over	Read	Ant	Cable	Preamp	Aux	APos	TPos	Remark	Freq	Level	Line	Level	Factor	Loss	Factor	Factor			MHz	dBuV/m	dBuV/m	dB	dBuV	dB/m	dB	dB	dB	cm	deg	1	10848.00	49.07	55.20	-6.13	57.59	37.90	14.46	60.88	0.00	---	---	Average	2	14230.00	46.41	88.20	-41.79	50.03	39.13	16.68	59.43	0.00	---	---	PEAK	<table border="1"> <thead> <tr> <th>Limit</th> <th>Over</th> <th>Read</th> <th>Ant</th> <th>Cable</th> <th>Preamp</th> <th>Aux</th> <th>APos</th> <th>TPos</th> <th>Remark</th> </tr> <tr> <th>Freq</th> <th>Level</th> <th>Line</th> <th>Level</th> <th>Factor</th> <th>Loss</th> <th>Factor</th> <th>Factor</th> <th></th> <th></th> </tr> <tr> <th>MHz</th> <th>dBuV/m</th> <th>dBuV/m</th> <th>dB</th> <th>dBuV</th> <th>dB/m</th> <th>dB</th> <th>dB</th> <th>dB</th> <th>cm</th> <th>deg</th> </tr> </thead> <tbody> <tr> <td>1</td> <td>10848.00</td> <td>49.81</td> <td>55.20</td> <td>-5.39</td> <td>58.33</td> <td>37.90</td> <td>14.46</td> <td>60.88</td> <td>0.00</td> <td>---</td> <td>---</td> <td>Average</td> </tr> <tr> <td>2</td> <td>14230.00</td> <td>46.63</td> <td>88.20</td> <td>-41.57</td> <td>50.25</td> <td>39.13</td> <td>16.68</td> <td>59.43</td> <td>0.00</td> <td>---</td> <td>---</td> <td>PEAK</td> </tr> </tbody> </table>	Limit	Over	Read	Ant	Cable	Preamp	Aux	APos	TPos	Remark	Freq	Level	Line	Level	Factor	Loss	Factor	Factor			MHz	dBuV/m	dBuV/m	dB	dBuV	dB/m	dB	dB	dB	cm	deg	1	10848.00	49.81	55.20	-5.39	58.33	37.90	14.46	60.88	0.00	---	---	Average	2	14230.00	46.63	88.20	-41.57	50.25	39.13	16.68	59.43	0.00	---	---
Limit	Over	Read	Ant	Cable	Preamp	Aux	APos	TPos	Remark																																																																																																										
Freq	Level	Line	Level	Factor	Loss	Factor	Factor																																																																																																												
MHz	dBuV/m	dBuV/m	dB	dBuV	dB/m	dB	dB	dB	cm	deg																																																																																																									
1	10848.00	49.07	55.20	-6.13	57.59	37.90	14.46	60.88	0.00	---	---	Average																																																																																																							
2	14230.00	46.41	88.20	-41.79	50.03	39.13	16.68	59.43	0.00	---	---	PEAK																																																																																																							
Limit	Over	Read	Ant	Cable	Preamp	Aux	APos	TPos	Remark																																																																																																										
Freq	Level	Line	Level	Factor	Loss	Factor	Factor																																																																																																												
MHz	dBuV/m	dBuV/m	dB	dBuV	dB/m	dB	dB	dB	cm	deg																																																																																																									
1	10848.00	49.81	55.20	-5.39	58.33	37.90	14.46	60.88	0.00	---	---	Average																																																																																																							
2	14230.00	46.63	88.20	-41.57	50.25	39.13	16.68	59.43	0.00	---	---	PEAK																																																																																																							



	71																																																																																	
Mode	Band Edge																																																																																	
	2400-2483.5_2400-2483.5_Bluetooth-LE_GSKF_CH39_2480MHz																																																																																	
ANT	2																																																																																	
Pol.	Horizontal	Fundamental																																																																																
Peak	<table border="1"> <thead> <tr> <th>Limit</th> <th>Read</th> <th>Ant</th> <th>Cable</th> <th>Preamp</th> <th>Aux</th> <th>APos</th> <th>TPos</th> <th>Remark</th> </tr> <tr> <th>Freq</th> <th>Level</th> <th>Line Margin</th> <th>Level Factor</th> <th>Loss Factor</th> <th>Factor</th> <th></th> <th></th> <th></th> </tr> <tr> <th>MHz</th> <th>dBuV/m</th> <th>dBuV/m</th> <th>dB</th> <th>dBuV</th> <th>dB/m</th> <th>dB</th> <th>dB</th> <th>cm</th> <th>deg</th> </tr> </thead> <tbody> <tr> <td>1 2484.58</td> <td>57.24</td> <td>74.00</td> <td>-16.76</td> <td>44.35</td> <td>32.78</td> <td>6.73</td> <td>32.62</td> <td>6.00</td> <td>100</td> <td>149</td> <td>PEAK</td> </tr> </tbody> </table>	Limit	Read	Ant	Cable	Preamp	Aux	APos	TPos	Remark	Freq	Level	Line Margin	Level Factor	Loss Factor	Factor				MHz	dBuV/m	dBuV/m	dB	dBuV	dB/m	dB	dB	cm	deg	1 2484.58	57.24	74.00	-16.76	44.35	32.78	6.73	32.62	6.00	100	149	PEAK	<table border="1"> <thead> <tr> <th>Limit</th> <th>Read</th> <th>Ant</th> <th>Cable</th> <th>Preamp</th> <th>Aux</th> <th>APos</th> <th>TPos</th> <th>Remark</th> </tr> <tr> <th>Freq</th> <th>Level</th> <th>Line Margin</th> <th>Level Factor</th> <th>Loss Factor</th> <th>Factor</th> <th></th> <th></th> <th></th> </tr> <tr> <th>MHz</th> <th>dBuV/m</th> <th>dBuV/m</th> <th>dB</th> <th>dBuV</th> <th>dB/m</th> <th>dB</th> <th>dB</th> <th>cm</th> <th>deg</th> </tr> </thead> <tbody> <tr> <td>1 2480.00</td> <td>97.20</td> <td>-----</td> <td>-----</td> <td>84.36</td> <td>32.74</td> <td>6.73</td> <td>32.63</td> <td>6.00</td> <td>100</td> <td>149</td> <td>PEAK</td> </tr> </tbody> </table>	Limit	Read	Ant	Cable	Preamp	Aux	APos	TPos	Remark	Freq	Level	Line Margin	Level Factor	Loss Factor	Factor				MHz	dBuV/m	dBuV/m	dB	dBuV	dB/m	dB	dB	cm	deg	1 2480.00	97.20	-----	-----	84.36	32.74	6.73	32.63	6.00	100	149	PEAK
Limit	Read	Ant	Cable	Preamp	Aux	APos	TPos	Remark																																																																										
Freq	Level	Line Margin	Level Factor	Loss Factor	Factor																																																																													
MHz	dBuV/m	dBuV/m	dB	dBuV	dB/m	dB	dB	cm	deg																																																																									
1 2484.58	57.24	74.00	-16.76	44.35	32.78	6.73	32.62	6.00	100	149	PEAK																																																																							
Limit	Read	Ant	Cable	Preamp	Aux	APos	TPos	Remark																																																																										
Freq	Level	Line Margin	Level Factor	Loss Factor	Factor																																																																													
MHz	dBuV/m	dBuV/m	dB	dBuV	dB/m	dB	dB	cm	deg																																																																									
1 2480.00	97.20	-----	-----	84.36	32.74	6.73	32.63	6.00	100	149	PEAK																																																																							
Avg	<table border="1"> <thead> <tr> <th>Limit</th> <th>Read</th> <th>Ant</th> <th>Cable</th> <th>Preamp</th> <th>Aux</th> <th>APos</th> <th>TPos</th> <th>Remark</th> </tr> <tr> <th>Freq</th> <th>Level</th> <th>Line Margin</th> <th>Level Factor</th> <th>Loss Factor</th> <th>Factor</th> <th></th> <th></th> <th></th> </tr> <tr> <th>MHz</th> <th>dBuV/m</th> <th>dBuV/m</th> <th>dB</th> <th>dBuV</th> <th>dB/m</th> <th>dB</th> <th>dB</th> <th>cm</th> <th>deg</th> </tr> </thead> <tbody> <tr> <td>1 2499.46</td> <td>46.26</td> <td>54.00</td> <td>-7.74</td> <td>33.19</td> <td>32.90</td> <td>6.75</td> <td>32.58</td> <td>6.00</td> <td>100</td> <td>149</td> <td>AVERAGE</td> </tr> </tbody> </table>	Limit	Read	Ant	Cable	Preamp	Aux	APos	TPos	Remark	Freq	Level	Line Margin	Level Factor	Loss Factor	Factor				MHz	dBuV/m	dBuV/m	dB	dBuV	dB/m	dB	dB	cm	deg	1 2499.46	46.26	54.00	-7.74	33.19	32.90	6.75	32.58	6.00	100	149	AVERAGE	<table border="1"> <thead> <tr> <th>Limit</th> <th>Read</th> <th>Ant</th> <th>Cable</th> <th>Preamp</th> <th>Aux</th> <th>APos</th> <th>TPos</th> <th>Remark</th> </tr> <tr> <th>Freq</th> <th>Level</th> <th>Line Margin</th> <th>Level Factor</th> <th>Loss Factor</th> <th>Factor</th> <th></th> <th></th> <th></th> </tr> <tr> <th>MHz</th> <th>dBuV/m</th> <th>dBuV/m</th> <th>dB</th> <th>dBuV</th> <th>dB/m</th> <th>dB</th> <th>dB</th> <th>cm</th> <th>deg</th> </tr> </thead> <tbody> <tr> <td>1 2480.00</td> <td>94.94</td> <td>-----</td> <td>-----</td> <td>82.10</td> <td>32.74</td> <td>6.73</td> <td>32.63</td> <td>6.00</td> <td>100</td> <td>149</td> <td>AVERAGE</td> </tr> </tbody> </table>	Limit	Read	Ant	Cable	Preamp	Aux	APos	TPos	Remark	Freq	Level	Line Margin	Level Factor	Loss Factor	Factor				MHz	dBuV/m	dBuV/m	dB	dBuV	dB/m	dB	dB	cm	deg	1 2480.00	94.94	-----	-----	82.10	32.74	6.73	32.63	6.00	100	149	AVERAGE
Limit	Read	Ant	Cable	Preamp	Aux	APos	TPos	Remark																																																																										
Freq	Level	Line Margin	Level Factor	Loss Factor	Factor																																																																													
MHz	dBuV/m	dBuV/m	dB	dBuV	dB/m	dB	dB	cm	deg																																																																									
1 2499.46	46.26	54.00	-7.74	33.19	32.90	6.75	32.58	6.00	100	149	AVERAGE																																																																							
Limit	Read	Ant	Cable	Preamp	Aux	APos	TPos	Remark																																																																										
Freq	Level	Line Margin	Level Factor	Loss Factor	Factor																																																																													
MHz	dBuV/m	dBuV/m	dB	dBuV	dB/m	dB	dB	cm	deg																																																																									
1 2480.00	94.94	-----	-----	82.10	32.74	6.73	32.63	6.00	100	149	AVERAGE																																																																							



	71																																																																																			
Mode	Band Edge																																																																																			
	2400-2483.5_2400-2483.5_Bluetooth-LE_GSKF_CH39_2480MHz																																																																																			
ANT	2																																																																																			
Pol.	Vertical	Fundamental																																																																																		
Peak	 <p>Level (dBuV/m) vs Frequency (MHz) for Vertical polarization. Peak at 2492.02 MHz.</p> <table border="1"> <thead> <tr> <th>Limit</th> <th>Read</th> <th>Ant</th> <th>Cable</th> <th>Preamp</th> <th>Aux</th> <th>APos</th> <th>TPos</th> <th>Remark</th> </tr> <tr> <th>Freq</th> <th>Level</th> <th>Line Margin</th> <th>Level Factor</th> <th>Loss Factor</th> <th>Factor</th> <th></th> <th></th> <th></th> </tr> <tr> <th>MHz</th> <th>dBuV/m</th> <th>dBuV/m</th> <th>dB</th> <th>dBuV</th> <th>dB/m</th> <th>dB</th> <th>dB</th> <th>cm</th> <th>deg</th> </tr> </thead> <tbody> <tr> <td>1</td> <td>2492.02</td> <td>56.08</td> <td>74.00</td> <td>-17.92</td> <td>43.10</td> <td>32.84</td> <td>6.74</td> <td>32.60</td> <td>6.00</td> <td>364</td> <td>129</td> <td>PEAK</td> </tr> </tbody> </table>	Limit	Read	Ant	Cable	Preamp	Aux	APos	TPos	Remark	Freq	Level	Line Margin	Level Factor	Loss Factor	Factor				MHz	dBuV/m	dBuV/m	dB	dBuV	dB/m	dB	dB	cm	deg	1	2492.02	56.08	74.00	-17.92	43.10	32.84	6.74	32.60	6.00	364	129	PEAK	 <p>Level (dBuV/m) vs Frequency (MHz) for Fundamental polarization. Peak at 2480.00 MHz.</p> <table border="1"> <thead> <tr> <th>Limit</th> <th>Read</th> <th>Ant</th> <th>Cable</th> <th>Preamp</th> <th>Aux</th> <th>APos</th> <th>TPos</th> <th>Remark</th> </tr> <tr> <th>Freq</th> <th>Level</th> <th>Line Margin</th> <th>Level Factor</th> <th>Loss Factor</th> <th>Factor</th> <th></th> <th></th> <th></th> </tr> <tr> <th>MHz</th> <th>dBuV/m</th> <th>dBuV/m</th> <th>dB</th> <th>dBuV</th> <th>dB/m</th> <th>dB</th> <th>dB</th> <th>cm</th> <th>deg</th> </tr> </thead> <tbody> <tr> <td>1</td> <td>2480.00</td> <td>99.04</td> <td>-----</td> <td>-----</td> <td>86.20</td> <td>32.74</td> <td>6.73</td> <td>32.63</td> <td>6.00</td> <td>364</td> <td>129</td> <td>PEAK</td> </tr> </tbody> </table>	Limit	Read	Ant	Cable	Preamp	Aux	APos	TPos	Remark	Freq	Level	Line Margin	Level Factor	Loss Factor	Factor				MHz	dBuV/m	dBuV/m	dB	dBuV	dB/m	dB	dB	cm	deg	1	2480.00	99.04	-----	-----	86.20	32.74	6.73	32.63	6.00	364	129	PEAK
Limit	Read	Ant	Cable	Preamp	Aux	APos	TPos	Remark																																																																												
Freq	Level	Line Margin	Level Factor	Loss Factor	Factor																																																																															
MHz	dBuV/m	dBuV/m	dB	dBuV	dB/m	dB	dB	cm	deg																																																																											
1	2492.02	56.08	74.00	-17.92	43.10	32.84	6.74	32.60	6.00	364	129	PEAK																																																																								
Limit	Read	Ant	Cable	Preamp	Aux	APos	TPos	Remark																																																																												
Freq	Level	Line Margin	Level Factor	Loss Factor	Factor																																																																															
MHz	dBuV/m	dBuV/m	dB	dBuV	dB/m	dB	dB	cm	deg																																																																											
1	2480.00	99.04	-----	-----	86.20	32.74	6.73	32.63	6.00	364	129	PEAK																																																																								
Avg	 <p>Level (dBuV/m) vs Frequency (MHz) for Vertical polarization. Average level at 2493.58 MHz.</p> <table border="1"> <thead> <tr> <th>Limit</th> <th>Read</th> <th>Ant</th> <th>Cable</th> <th>Preamp</th> <th>Aux</th> <th>APos</th> <th>TPos</th> <th>Remark</th> </tr> <tr> <th>Freq</th> <th>Level</th> <th>Line Margin</th> <th>Level Factor</th> <th>Loss Factor</th> <th>Factor</th> <th></th> <th></th> <th></th> </tr> <tr> <th>MHz</th> <th>dBuV/m</th> <th>dBuV/m</th> <th>dB</th> <th>dBuV</th> <th>dB/m</th> <th>dB</th> <th>dB</th> <th>cm</th> <th>deg</th> </tr> </thead> <tbody> <tr> <td>1</td> <td>2493.58</td> <td>46.08</td> <td>54.00</td> <td>-7.92</td> <td>33.08</td> <td>32.85</td> <td>6.75</td> <td>32.60</td> <td>6.00</td> <td>364</td> <td>129</td> <td>AVERAGE</td> </tr> </tbody> </table>	Limit	Read	Ant	Cable	Preamp	Aux	APos	TPos	Remark	Freq	Level	Line Margin	Level Factor	Loss Factor	Factor				MHz	dBuV/m	dBuV/m	dB	dBuV	dB/m	dB	dB	cm	deg	1	2493.58	46.08	54.00	-7.92	33.08	32.85	6.75	32.60	6.00	364	129	AVERAGE	 <p>Level (dBuV/m) vs Frequency (MHz) for Fundamental polarization. Average level at 2480.00 MHz.</p> <table border="1"> <thead> <tr> <th>Limit</th> <th>Read</th> <th>Ant</th> <th>Cable</th> <th>Preamp</th> <th>Aux</th> <th>APos</th> <th>TPos</th> <th>Remark</th> </tr> <tr> <th>Freq</th> <th>Level</th> <th>Line Margin</th> <th>Level Factor</th> <th>Loss Factor</th> <th>Factor</th> <th></th> <th></th> <th></th> </tr> <tr> <th>MHz</th> <th>dBuV/m</th> <th>dBuV/m</th> <th>dB</th> <th>dBuV</th> <th>dB/m</th> <th>dB</th> <th>dB</th> <th>cm</th> <th>deg</th> </tr> </thead> <tbody> <tr> <td>1</td> <td>2480.00</td> <td>96.76</td> <td>-----</td> <td>-----</td> <td>83.92</td> <td>32.74</td> <td>6.73</td> <td>32.63</td> <td>6.00</td> <td>364</td> <td>129</td> <td>AVERAGE</td> </tr> </tbody> </table>	Limit	Read	Ant	Cable	Preamp	Aux	APos	TPos	Remark	Freq	Level	Line Margin	Level Factor	Loss Factor	Factor				MHz	dBuV/m	dBuV/m	dB	dBuV	dB/m	dB	dB	cm	deg	1	2480.00	96.76	-----	-----	83.92	32.74	6.73	32.63	6.00	364	129	AVERAGE
Limit	Read	Ant	Cable	Preamp	Aux	APos	TPos	Remark																																																																												
Freq	Level	Line Margin	Level Factor	Loss Factor	Factor																																																																															
MHz	dBuV/m	dBuV/m	dB	dBuV	dB/m	dB	dB	cm	deg																																																																											
1	2493.58	46.08	54.00	-7.92	33.08	32.85	6.75	32.60	6.00	364	129	AVERAGE																																																																								
Limit	Read	Ant	Cable	Preamp	Aux	APos	TPos	Remark																																																																												
Freq	Level	Line Margin	Level Factor	Loss Factor	Factor																																																																															
MHz	dBuV/m	dBuV/m	dB	dBuV	dB/m	dB	dB	cm	deg																																																																											
1	2480.00	96.76	-----	-----	83.92	32.74	6.73	32.63	6.00	364	129	AVERAGE																																																																								

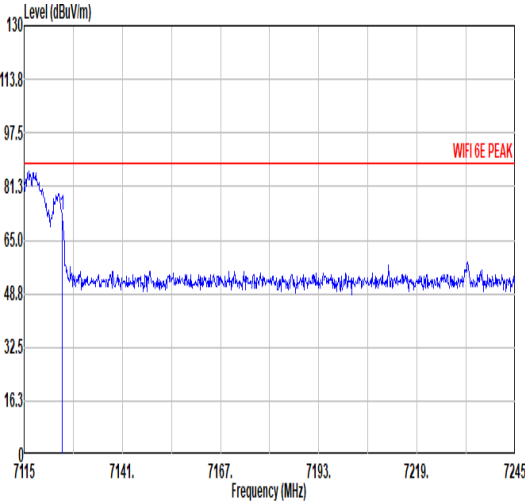
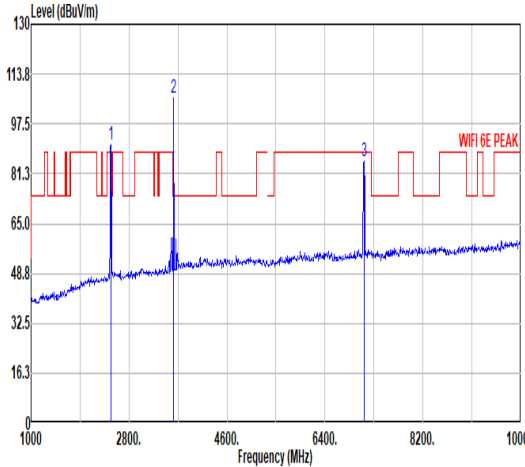
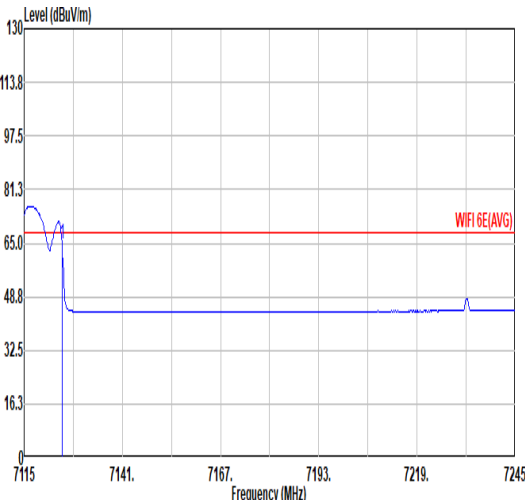
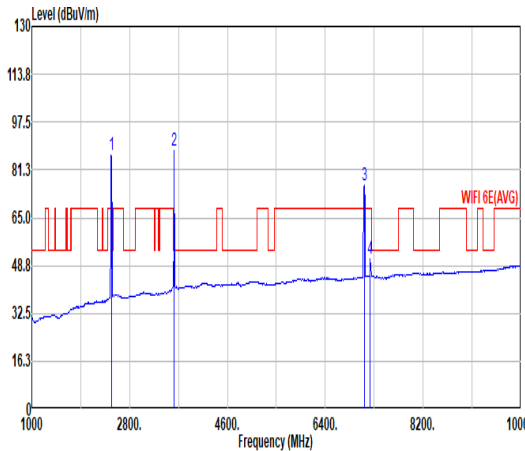


Mode	71																																																																																																											
	Harmonic																																																																																																											
	2400-2483.5_2400-2483.5_Bluetooth-LE_GSKF_CH39_2480MHz																																																																																																											
ANT	2																																																																																																											
Pol.	Horizontal	Vertical																																																																																																										
Peak Avg	<table border="1"> <thead> <tr> <th>Limit</th> <th>Read</th> <th>Ant</th> <th>Cable</th> <th>Preamp</th> <th>Aux</th> <th>APos</th> <th>TPos</th> <th>Remark</th> </tr> <tr> <th>Freq</th> <th>Level</th> <th>Line</th> <th>Margin</th> <th>Level</th> <th>Factor</th> <th>Loss</th> <th>Factor</th> <th>Factor</th> </tr> <tr> <th>MHz</th> <th>dBuV/m</th> <th>dBuV/m</th> <th>dB</th> <th>dBuV</th> <th>dB/m</th> <th>dB</th> <th>dB</th> <th>dB</th> </tr> </thead> <tbody> <tr> <td>1</td> <td>4960.00</td> <td>41.80</td> <td>74.00</td> <td>-32.20</td> <td>58.81</td> <td>34.18</td> <td>9.61</td> <td>60.80</td> <td>0.00</td> <td>---</td> <td>---</td> <td>PEAK</td> </tr> <tr> <td>2</td> <td>7440.00</td> <td>44.29</td> <td>74.00</td> <td>-29.71</td> <td>57.44</td> <td>35.70</td> <td>11.77</td> <td>60.62</td> <td>0.00</td> <td>---</td> <td>---</td> <td>PEAK</td> </tr> </tbody> </table>	Limit	Read	Ant	Cable	Preamp	Aux	APos	TPos	Remark	Freq	Level	Line	Margin	Level	Factor	Loss	Factor	Factor	MHz	dBuV/m	dBuV/m	dB	dBuV	dB/m	dB	dB	dB	1	4960.00	41.80	74.00	-32.20	58.81	34.18	9.61	60.80	0.00	---	---	PEAK	2	7440.00	44.29	74.00	-29.71	57.44	35.70	11.77	60.62	0.00	---	---	PEAK	<table border="1"> <thead> <tr> <th>Limit</th> <th>Read</th> <th>Ant</th> <th>Cable</th> <th>Preamp</th> <th>Aux</th> <th>APos</th> <th>TPos</th> <th>Remark</th> </tr> <tr> <th>Freq</th> <th>Level</th> <th>Line</th> <th>Margin</th> <th>Level</th> <th>Factor</th> <th>Loss</th> <th>Factor</th> <th>Factor</th> </tr> <tr> <th>MHz</th> <th>dBuV/m</th> <th>dBuV/m</th> <th>dB</th> <th>dBuV</th> <th>dB/m</th> <th>dB</th> <th>dB</th> <th>dB</th> </tr> </thead> <tbody> <tr> <td>1</td> <td>4960.00</td> <td>42.55</td> <td>74.00</td> <td>-31.45</td> <td>59.56</td> <td>34.18</td> <td>9.61</td> <td>60.80</td> <td>0.00</td> <td>---</td> <td>---</td> <td>PEAK</td> </tr> <tr> <td>2</td> <td>7440.00</td> <td>44.90</td> <td>74.00</td> <td>-29.10</td> <td>58.05</td> <td>35.70</td> <td>11.77</td> <td>60.62</td> <td>0.00</td> <td>---</td> <td>---</td> <td>PEAK</td> </tr> </tbody> </table>	Limit	Read	Ant	Cable	Preamp	Aux	APos	TPos	Remark	Freq	Level	Line	Margin	Level	Factor	Loss	Factor	Factor	MHz	dBuV/m	dBuV/m	dB	dBuV	dB/m	dB	dB	dB	1	4960.00	42.55	74.00	-31.45	59.56	34.18	9.61	60.80	0.00	---	---	PEAK	2	7440.00	44.90	74.00	-29.10	58.05	35.70	11.77	60.62	0.00	---	---	PEAK
	Limit	Read	Ant	Cable	Preamp	Aux	APos	TPos	Remark																																																																																																			
Freq	Level	Line	Margin	Level	Factor	Loss	Factor	Factor																																																																																																				
MHz	dBuV/m	dBuV/m	dB	dBuV	dB/m	dB	dB	dB																																																																																																				
1	4960.00	41.80	74.00	-32.20	58.81	34.18	9.61	60.80	0.00	---	---	PEAK																																																																																																
2	7440.00	44.29	74.00	-29.71	57.44	35.70	11.77	60.62	0.00	---	---	PEAK																																																																																																
Limit	Read	Ant	Cable	Preamp	Aux	APos	TPos	Remark																																																																																																				
Freq	Level	Line	Margin	Level	Factor	Loss	Factor	Factor																																																																																																				
MHz	dBuV/m	dBuV/m	dB	dBuV	dB/m	dB	dB	dB																																																																																																				
1	4960.00	42.55	74.00	-31.45	59.56	34.18	9.61	60.80	0.00	---	---	PEAK																																																																																																
2	7440.00	44.90	74.00	-29.10	58.05	35.70	11.77	60.62	0.00	---	---	PEAK																																																																																																



		72																																																																																																																															
Mode	Band Edge																																																																																																																																
	U-NII-8_6.875-7.125_802.11ax HE20_CH233_7115MHz																																																																																																																																
ANT	CDD 3+4																																																																																																																																
Pol.	Horizontal	Fundamental																																																																																																																															
Peak																																																																																																																																	
	<table border="1"> <thead> <tr> <th>Limit</th> <th>Read</th> <th>Ant</th> <th>Cable</th> <th>Preamp</th> <th>Aux</th> <th>APos</th> <th>TPos</th> <th colspan="2">Remark</th> </tr> <tr> <th>Freq</th> <th>Level</th> <th>Line</th> <th>Margin</th> <th>Level</th> <th>Factor</th> <th>Loss</th> <th>Factor</th> <th>Factor</th> <th></th> </tr> <tr> <th>MHz</th> <th>dBuV/m</th> <th>dBuV/m</th> <th>dB</th> <th>dBuV</th> <th>dB/m</th> <th>dB</th> <th>dB</th> <th>dB</th> <th>cm</th> <th>deg</th> </tr> </thead> <tbody> <tr> <td>1</td> <td>7125.01</td> <td>65.11</td> <td>88.20</td> <td>-23.09</td> <td>50.61</td> <td>35.70</td> <td>11.59</td> <td>32.79</td> <td>0.00</td> <td>315</td> <td>322</td> <td>PEAK</td> </tr> </tbody> </table>	Limit	Read	Ant	Cable	Preamp	Aux	APos	TPos	Remark		Freq	Level	Line	Margin	Level	Factor	Loss	Factor	Factor		MHz	dBuV/m	dBuV/m	dB	dBuV	dB/m	dB	dB	dB	cm	deg	1	7125.01	65.11	88.20	-23.09	50.61	35.70	11.59	32.79	0.00	315	322	PEAK	<table border="1"> <thead> <tr> <th>Limit</th> <th>Read</th> <th>Ant</th> <th>Cable</th> <th>Preamp</th> <th>Aux</th> <th>APos</th> <th>TPos</th> <th colspan="2">Remark</th> </tr> <tr> <th>Freq</th> <th>Level</th> <th>Line</th> <th>Margin</th> <th>Level</th> <th>Factor</th> <th>Loss</th> <th>Factor</th> <th>Factor</th> <th></th> </tr> <tr> <th>MHz</th> <th>dBuV/m</th> <th>dBuV/m</th> <th>dB</th> <th>dBuV</th> <th>dB/m</th> <th>dB</th> <th>dB</th> <th>dB</th> <th>cm</th> <th>deg</th> </tr> </thead> <tbody> <tr> <td>1</td> <td>2462.00</td> <td>94.55</td> <td>-----</td> <td>-----</td> <td>87.93</td> <td>32.60</td> <td>6.70</td> <td>32.68</td> <td>0.00</td> <td>315</td> <td>322</td> <td>Peak</td> </tr> <tr> <td>2</td> <td>3619.00</td> <td>111.24</td> <td>-----</td> <td>-----</td> <td>101.77</td> <td>33.24</td> <td>8.26</td> <td>32.03</td> <td>0.00</td> <td>315</td> <td>322</td> <td>Peak</td> </tr> <tr> <td>3</td> <td>7115.00</td> <td>85.04</td> <td>-----</td> <td>-----</td> <td>70.54</td> <td>35.70</td> <td>11.58</td> <td>32.78</td> <td>0.00</td> <td>315</td> <td>322</td> <td>Peak</td> </tr> <tr> <td>4</td> <td>7228.00</td> <td>64.87</td> <td>-----</td> <td>-----</td> <td>50.35</td> <td>35.71</td> <td>11.66</td> <td>32.85</td> <td>0.00</td> <td>315</td> <td>322</td> <td>Peak</td> </tr> </tbody> </table>		Limit	Read	Ant	Cable	Preamp	Aux	APos	TPos	Remark		Freq	Level	Line	Margin	Level	Factor	Loss	Factor	Factor		MHz	dBuV/m	dBuV/m	dB	dBuV	dB/m	dB	dB	dB	cm	deg	1	2462.00	94.55	-----	-----	87.93	32.60	6.70	32.68	0.00	315	322	Peak	2	3619.00	111.24	-----	-----	101.77	33.24	8.26	32.03	0.00	315	322	Peak	3	7115.00	85.04	-----	-----	70.54	35.70	11.58	32.78	0.00	315	322	Peak	4	7228.00	64.87	-----	-----	50.35	35.71	11.66	32.85	0.00	315	322
Limit	Read	Ant	Cable	Preamp	Aux	APos	TPos	Remark																																																																																																																									
Freq	Level	Line	Margin	Level	Factor	Loss	Factor	Factor																																																																																																																									
MHz	dBuV/m	dBuV/m	dB	dBuV	dB/m	dB	dB	dB	cm	deg																																																																																																																							
1	7125.01	65.11	88.20	-23.09	50.61	35.70	11.59	32.79	0.00	315	322	PEAK																																																																																																																					
Limit	Read	Ant	Cable	Preamp	Aux	APos	TPos	Remark																																																																																																																									
Freq	Level	Line	Margin	Level	Factor	Loss	Factor	Factor																																																																																																																									
MHz	dBuV/m	dBuV/m	dB	dBuV	dB/m	dB	dB	dB	cm	deg																																																																																																																							
1	2462.00	94.55	-----	-----	87.93	32.60	6.70	32.68	0.00	315	322	Peak																																																																																																																					
2	3619.00	111.24	-----	-----	101.77	33.24	8.26	32.03	0.00	315	322	Peak																																																																																																																					
3	7115.00	85.04	-----	-----	70.54	35.70	11.58	32.78	0.00	315	322	Peak																																																																																																																					
4	7228.00	64.87	-----	-----	50.35	35.71	11.66	32.85	0.00	315	322	Peak																																																																																																																					
Avg																																																																																																																																	
	<table border="1"> <thead> <tr> <th>Limit</th> <th>Read</th> <th>Ant</th> <th>Cable</th> <th>Preamp</th> <th>Aux</th> <th>APos</th> <th>TPos</th> <th colspan="2">Remark</th> </tr> <tr> <th>Freq</th> <th>Level</th> <th>Line</th> <th>Margin</th> <th>Level</th> <th>Factor</th> <th>Loss</th> <th>Factor</th> <th>Factor</th> <th></th> </tr> <tr> <th>MHz</th> <th>dBuV/m</th> <th>dBuV/m</th> <th>dB</th> <th>dBuV</th> <th>dB/m</th> <th>dB</th> <th>dB</th> <th>dB</th> <th>cm</th> <th>deg</th> </tr> </thead> <tbody> <tr> <td>1</td> <td>7125.01</td> <td>55.93</td> <td>68.20</td> <td>-12.27</td> <td>41.43</td> <td>35.70</td> <td>11.59</td> <td>32.79</td> <td>0.00</td> <td>315</td> <td>322</td> <td>AVERAGE</td> </tr> </tbody> </table>	Limit	Read	Ant	Cable	Preamp	Aux	APos	TPos	Remark		Freq	Level	Line	Margin	Level	Factor	Loss	Factor	Factor		MHz	dBuV/m	dBuV/m	dB	dBuV	dB/m	dB	dB	dB	cm	deg	1	7125.01	55.93	68.20	-12.27	41.43	35.70	11.59	32.79	0.00	315	322	AVERAGE	<table border="1"> <thead> <tr> <th>Limit</th> <th>Read</th> <th>Ant</th> <th>Cable</th> <th>Preamp</th> <th>Aux</th> <th>APos</th> <th>TPos</th> <th colspan="2">Remark</th> </tr> <tr> <th>Freq</th> <th>Level</th> <th>Line</th> <th>Margin</th> <th>Level</th> <th>Factor</th> <th>Loss</th> <th>Factor</th> <th>Factor</th> <th></th> </tr> <tr> <th>MHz</th> <th>dBuV/m</th> <th>dBuV/m</th> <th>dB</th> <th>dBuV</th> <th>dB/m</th> <th>dB</th> <th>dB</th> <th>dB</th> <th>cm</th> <th>deg</th> </tr> </thead> <tbody> <tr> <td>1</td> <td>2462.00</td> <td>90.44</td> <td>-----</td> <td>-----</td> <td>83.82</td> <td>32.60</td> <td>6.70</td> <td>32.68</td> <td>0.00</td> <td>315</td> <td>322</td> <td>Average</td> </tr> <tr> <td>2</td> <td>3619.00</td> <td>106.75</td> <td>-----</td> <td>-----</td> <td>97.28</td> <td>33.24</td> <td>8.26</td> <td>32.03</td> <td>0.00</td> <td>315</td> <td>322</td> <td>Average</td> </tr> <tr> <td>3</td> <td>7115.00</td> <td>74.58</td> <td>-----</td> <td>-----</td> <td>60.08</td> <td>35.70</td> <td>11.58</td> <td>32.78</td> <td>0.00</td> <td>315</td> <td>322</td> <td>Average</td> </tr> <tr> <td>4</td> <td>7237.00</td> <td>54.11</td> <td>-----</td> <td>-----</td> <td>39.56</td> <td>35.75</td> <td>11.66</td> <td>32.86</td> <td>0.00</td> <td>315</td> <td>322</td> <td>Average</td> </tr> </tbody> </table>		Limit	Read	Ant	Cable	Preamp	Aux	APos	TPos	Remark		Freq	Level	Line	Margin	Level	Factor	Loss	Factor	Factor		MHz	dBuV/m	dBuV/m	dB	dBuV	dB/m	dB	dB	dB	cm	deg	1	2462.00	90.44	-----	-----	83.82	32.60	6.70	32.68	0.00	315	322	Average	2	3619.00	106.75	-----	-----	97.28	33.24	8.26	32.03	0.00	315	322	Average	3	7115.00	74.58	-----	-----	60.08	35.70	11.58	32.78	0.00	315	322	Average	4	7237.00	54.11	-----	-----	39.56	35.75	11.66	32.86	0.00	315	322
Limit	Read	Ant	Cable	Preamp	Aux	APos	TPos	Remark																																																																																																																									
Freq	Level	Line	Margin	Level	Factor	Loss	Factor	Factor																																																																																																																									
MHz	dBuV/m	dBuV/m	dB	dBuV	dB/m	dB	dB	dB	cm	deg																																																																																																																							
1	7125.01	55.93	68.20	-12.27	41.43	35.70	11.59	32.79	0.00	315	322	AVERAGE																																																																																																																					
Limit	Read	Ant	Cable	Preamp	Aux	APos	TPos	Remark																																																																																																																									
Freq	Level	Line	Margin	Level	Factor	Loss	Factor	Factor																																																																																																																									
MHz	dBuV/m	dBuV/m	dB	dBuV	dB/m	dB	dB	dB	cm	deg																																																																																																																							
1	2462.00	90.44	-----	-----	83.82	32.60	6.70	32.68	0.00	315	322	Average																																																																																																																					
2	3619.00	106.75	-----	-----	97.28	33.24	8.26	32.03	0.00	315	322	Average																																																																																																																					
3	7115.00	74.58	-----	-----	60.08	35.70	11.58	32.78	0.00	315	322	Average																																																																																																																					
4	7237.00	54.11	-----	-----	39.56	35.75	11.66	32.86	0.00	315	322	Average																																																																																																																					



		72																																																																																																																									
Mode	Band Edge																																																																																																																										
	U-NII-8_6.875-7.125_802.11ax HE20_CH233_7115MHz																																																																																																																										
ANT	CDD 3+4																																																																																																																										
Pol.	Vertical	Fundamental																																																																																																																									
Peak	 <p>Level (dBuV/m) vs Frequency (MHz) for Vertical polarization. A red horizontal line indicates the WiFi 6E PEAK at approximately 81.3 dBuV/m. The blue trace shows the signal level across the frequency range from 7115 to 7245 MHz.</p> <table border="1"> <thead> <tr> <th>Limit</th> <th>Read</th> <th>Ant</th> <th>Cable</th> <th>Preamp</th> <th>Aux</th> <th>APos</th> <th>TPos</th> <th>Remark</th> </tr> <tr> <th>Freq</th> <th>Level</th> <th>Line</th> <th>Margin</th> <th>Level</th> <th>Factor</th> <th>Loss</th> <th>Factor</th> <th>Factor</th> </tr> <tr> <th>MHz</th> <th>dBuV/m</th> <th>dBuV/m</th> <th>dB</th> <th>dBuV</th> <th>dB/m</th> <th>dB</th> <th>dB</th> <th>cm</th> <th>deg</th> </tr> </thead> <tbody> <tr> <td>1</td> <td>7125.01</td> <td>72.77</td> <td>88.20</td> <td>-15.43</td> <td>58.27</td> <td>35.70</td> <td>11.59</td> <td>32.79</td> <td>0.00</td> <td>100</td> <td>234</td> <td>PEAK</td> </tr> </tbody> </table>	Limit	Read	Ant	Cable	Preamp	Aux	APos	TPos	Remark	Freq	Level	Line	Margin	Level	Factor	Loss	Factor	Factor	MHz	dBuV/m	dBuV/m	dB	dBuV	dB/m	dB	dB	cm	deg	1	7125.01	72.77	88.20	-15.43	58.27	35.70	11.59	32.79	0.00	100	234	PEAK	 <p>Level (dBuV/m) vs Frequency (MHz) for Fundamental polarization. A red horizontal line indicates the WiFi 6E PEAK at approximately 81.3 dBuV/m. The blue trace shows the signal level across the frequency range from 1000 to 10000 MHz. Three peaks are labeled 1, 2, and 3.</p> <table border="1"> <thead> <tr> <th>Limit</th> <th>Read</th> <th>Ant</th> <th>Cable</th> <th>Preamp</th> <th>Aux</th> <th>APos</th> <th>TPos</th> <th>Remark</th> </tr> <tr> <th>Freq</th> <th>Level</th> <th>Line</th> <th>Margin</th> <th>Level</th> <th>Factor</th> <th>Loss</th> <th>Factor</th> <th>Factor</th> </tr> <tr> <th>MHz</th> <th>dBuV/m</th> <th>dBuV/m</th> <th>dB</th> <th>dBuV</th> <th>dB/m</th> <th>dB</th> <th>dB</th> <th>cm</th> <th>deg</th> </tr> </thead> <tbody> <tr> <td>1</td> <td>2462.00</td> <td>90.71</td> <td>-----</td> <td>-----</td> <td>84.09</td> <td>32.60</td> <td>6.70</td> <td>32.60</td> <td>0.00</td> <td>100</td> <td>234</td> <td>Peak</td> </tr> <tr> <td>2</td> <td>3619.00</td> <td>105.96</td> <td>-----</td> <td>-----</td> <td>96.49</td> <td>33.24</td> <td>8.26</td> <td>32.03</td> <td>0.00</td> <td>100</td> <td>234</td> <td>Peak</td> </tr> <tr> <td>3</td> <td>7115.00</td> <td>85.39</td> <td>-----</td> <td>-----</td> <td>70.89</td> <td>35.70</td> <td>11.58</td> <td>32.78</td> <td>0.00</td> <td>100</td> <td>234</td> <td>Peak</td> </tr> </tbody> </table>	Limit	Read	Ant	Cable	Preamp	Aux	APos	TPos	Remark	Freq	Level	Line	Margin	Level	Factor	Loss	Factor	Factor	MHz	dBuV/m	dBuV/m	dB	dBuV	dB/m	dB	dB	cm	deg	1	2462.00	90.71	-----	-----	84.09	32.60	6.70	32.60	0.00	100	234	Peak	2	3619.00	105.96	-----	-----	96.49	33.24	8.26	32.03	0.00	100	234	Peak	3	7115.00	85.39	-----	-----	70.89	35.70	11.58	32.78	0.00	100	234	Peak													
	Limit	Read	Ant	Cable	Preamp	Aux	APos	TPos	Remark																																																																																																																		
Freq	Level	Line	Margin	Level	Factor	Loss	Factor	Factor																																																																																																																			
MHz	dBuV/m	dBuV/m	dB	dBuV	dB/m	dB	dB	cm	deg																																																																																																																		
1	7125.01	72.77	88.20	-15.43	58.27	35.70	11.59	32.79	0.00	100	234	PEAK																																																																																																															
Limit	Read	Ant	Cable	Preamp	Aux	APos	TPos	Remark																																																																																																																			
Freq	Level	Line	Margin	Level	Factor	Loss	Factor	Factor																																																																																																																			
MHz	dBuV/m	dBuV/m	dB	dBuV	dB/m	dB	dB	cm	deg																																																																																																																		
1	2462.00	90.71	-----	-----	84.09	32.60	6.70	32.60	0.00	100	234	Peak																																																																																																															
2	3619.00	105.96	-----	-----	96.49	33.24	8.26	32.03	0.00	100	234	Peak																																																																																																															
3	7115.00	85.39	-----	-----	70.89	35.70	11.58	32.78	0.00	100	234	Peak																																																																																																															
Avg	 <p>Level (dBuV/m) vs Frequency (MHz) for Vertical polarization. A red horizontal line indicates the WiFi 6E (AVG) at approximately 65.0 dBuV/m. The blue trace shows the average signal level across the frequency range from 7115 to 7245 MHz.</p> <table border="1"> <thead> <tr> <th>Limit</th> <th>Read</th> <th>Ant</th> <th>Cable</th> <th>Preamp</th> <th>Aux</th> <th>APos</th> <th>TPos</th> <th>Remark</th> </tr> <tr> <th>Freq</th> <th>Level</th> <th>Line</th> <th>Margin</th> <th>Level</th> <th>Factor</th> <th>Loss</th> <th>Factor</th> <th>Factor</th> </tr> <tr> <th>MHz</th> <th>dBuV/m</th> <th>dBuV/m</th> <th>dB</th> <th>dBuV</th> <th>dB/m</th> <th>dB</th> <th>dB</th> <th>cm</th> <th>deg</th> </tr> </thead> <tbody> <tr> <td>1</td> <td>7125.01</td> <td>64.89</td> <td>68.20</td> <td>-3.31</td> <td>50.39</td> <td>35.70</td> <td>11.59</td> <td>32.79</td> <td>0.00</td> <td>100</td> <td>234</td> <td>AVERAGE</td> </tr> </tbody> </table>	Limit	Read	Ant	Cable	Preamp	Aux	APos	TPos	Remark	Freq	Level	Line	Margin	Level	Factor	Loss	Factor	Factor	MHz	dBuV/m	dBuV/m	dB	dBuV	dB/m	dB	dB	cm	deg	1	7125.01	64.89	68.20	-3.31	50.39	35.70	11.59	32.79	0.00	100	234	AVERAGE	 <p>Level (dBuV/m) vs Frequency (MHz) for Fundamental polarization. A red horizontal line indicates the WiFi 6E (AVG) at approximately 65.0 dBuV/m. The blue trace shows the average signal level across the frequency range from 1000 to 10000 MHz. Four peaks are labeled 1, 2, 3, and 4.</p> <table border="1"> <thead> <tr> <th>Limit</th> <th>Read</th> <th>Ant</th> <th>Cable</th> <th>Preamp</th> <th>Aux</th> <th>APos</th> <th>TPos</th> <th>Remark</th> </tr> <tr> <th>Freq</th> <th>Level</th> <th>Line</th> <th>Margin</th> <th>Level</th> <th>Factor</th> <th>Loss</th> <th>Factor</th> <th>Factor</th> </tr> <tr> <th>MHz</th> <th>dBuV/m</th> <th>dBuV/m</th> <th>dB</th> <th>dBuV</th> <th>dB/m</th> <th>dB</th> <th>dB</th> <th>cm</th> <th>deg</th> </tr> </thead> <tbody> <tr> <td>1</td> <td>2462.00</td> <td>86.10</td> <td>-----</td> <td>-----</td> <td>79.48</td> <td>32.60</td> <td>6.70</td> <td>32.60</td> <td>0.00</td> <td>100</td> <td>234</td> <td>Average</td> </tr> <tr> <td>2</td> <td>3619.00</td> <td>87.00</td> <td>-----</td> <td>-----</td> <td>78.33</td> <td>33.24</td> <td>8.26</td> <td>32.03</td> <td>0.00</td> <td>100</td> <td>234</td> <td>Average</td> </tr> <tr> <td>3</td> <td>7115.00</td> <td>76.12</td> <td>-----</td> <td>-----</td> <td>61.62</td> <td>35.70</td> <td>11.58</td> <td>32.78</td> <td>0.00</td> <td>100</td> <td>234</td> <td>Average</td> </tr> <tr> <td>4</td> <td>7228.00</td> <td>50.86</td> <td>-----</td> <td>-----</td> <td>36.34</td> <td>35.71</td> <td>11.66</td> <td>32.85</td> <td>0.00</td> <td>100</td> <td>234</td> <td>Average</td> </tr> </tbody> </table>	Limit	Read	Ant	Cable	Preamp	Aux	APos	TPos	Remark	Freq	Level	Line	Margin	Level	Factor	Loss	Factor	Factor	MHz	dBuV/m	dBuV/m	dB	dBuV	dB/m	dB	dB	cm	deg	1	2462.00	86.10	-----	-----	79.48	32.60	6.70	32.60	0.00	100	234	Average	2	3619.00	87.00	-----	-----	78.33	33.24	8.26	32.03	0.00	100	234	Average	3	7115.00	76.12	-----	-----	61.62	35.70	11.58	32.78	0.00	100	234	Average	4	7228.00	50.86	-----	-----	36.34	35.71	11.66	32.85	0.00	100	234	Average
	Limit	Read	Ant	Cable	Preamp	Aux	APos	TPos	Remark																																																																																																																		
Freq	Level	Line	Margin	Level	Factor	Loss	Factor	Factor																																																																																																																			
MHz	dBuV/m	dBuV/m	dB	dBuV	dB/m	dB	dB	cm	deg																																																																																																																		
1	7125.01	64.89	68.20	-3.31	50.39	35.70	11.59	32.79	0.00	100	234	AVERAGE																																																																																																															
Limit	Read	Ant	Cable	Preamp	Aux	APos	TPos	Remark																																																																																																																			
Freq	Level	Line	Margin	Level	Factor	Loss	Factor	Factor																																																																																																																			
MHz	dBuV/m	dBuV/m	dB	dBuV	dB/m	dB	dB	cm	deg																																																																																																																		
1	2462.00	86.10	-----	-----	79.48	32.60	6.70	32.60	0.00	100	234	Average																																																																																																															
2	3619.00	87.00	-----	-----	78.33	33.24	8.26	32.03	0.00	100	234	Average																																																																																																															
3	7115.00	76.12	-----	-----	61.62	35.70	11.58	32.78	0.00	100	234	Average																																																																																																															
4	7228.00	50.86	-----	-----	36.34	35.71	11.66	32.85	0.00	100	234	Average																																																																																																															



	72																																																																																																																
Mode	Harmonic																																																																																																																
	U-NII-8_6.875-7.125_802.11ax HE20_CH233_7115MHz																																																																																																																
ANT	CDD 3+4																																																																																																																
Pol.	Horizontal	Vertical																																																																																																															
Peak Avg																																																																																																																	
	<table border="1"> <thead> <tr> <th>Limit</th> <th>Over</th> <th>Read</th> <th>Ant</th> <th>Cable</th> <th>Preamp</th> <th>Aux</th> <th>APos</th> <th>TPos</th> <th></th> </tr> <tr> <th>Freq</th> <th>Level</th> <th>Line</th> <th>Limit</th> <th>Level</th> <th>Factor</th> <th>Loss</th> <th>Factor</th> <th>Factor</th> <th>Remark</th> </tr> <tr> <th>MHz</th> <th>dBuV/m</th> <th>dBuV/m</th> <th>dB</th> <th>dBuV</th> <th>dB/m</th> <th>dB</th> <th>dB</th> <th>dB</th> <th>cm</th> </tr> </thead> <tbody> <tr> <td>1</td> <td>10856.00</td> <td>49.14</td> <td>55.20</td> <td>-6.06</td> <td>57.65</td> <td>37.90</td> <td>14.47</td> <td>60.88</td> <td>0.00</td> <td>300</td> <td>340</td> <td>Average</td> </tr> <tr> <td>2</td> <td>14230.00</td> <td>46.84</td> <td>88.20</td> <td>-41.36</td> <td>50.46</td> <td>39.13</td> <td>16.68</td> <td>59.43</td> <td>0.00</td> <td>---</td> <td>---</td> <td>PEAK</td> </tr> </tbody> </table>	Limit	Over	Read	Ant	Cable	Preamp	Aux	APos	TPos		Freq	Level	Line	Limit	Level	Factor	Loss	Factor	Factor	Remark	MHz	dBuV/m	dBuV/m	dB	dBuV	dB/m	dB	dB	dB	cm	1	10856.00	49.14	55.20	-6.06	57.65	37.90	14.47	60.88	0.00	300	340	Average	2	14230.00	46.84	88.20	-41.36	50.46	39.13	16.68	59.43	0.00	---	---	PEAK	<table border="1"> <thead> <tr> <th>Limit</th> <th>Over</th> <th>Read</th> <th>Ant</th> <th>Cable</th> <th>Preamp</th> <th>Aux</th> <th>APos</th> <th>TPos</th> <th></th> </tr> <tr> <th>Freq</th> <th>Level</th> <th>Line</th> <th>Limit</th> <th>Level</th> <th>Factor</th> <th>Loss</th> <th>Factor</th> <th>Factor</th> <th>Remark</th> </tr> <tr> <th>MHz</th> <th>dBuV/m</th> <th>dBuV/m</th> <th>dB</th> <th>dBuV</th> <th>dB/m</th> <th>dB</th> <th>dB</th> <th>dB</th> <th>cm</th> </tr> </thead> <tbody> <tr> <td>1</td> <td>10856.00</td> <td>47.83</td> <td>55.20</td> <td>-7.37</td> <td>56.34</td> <td>37.90</td> <td>14.47</td> <td>60.88</td> <td>0.00</td> <td>300</td> <td>311</td> <td>Average</td> </tr> <tr> <td>2</td> <td>14230.00</td> <td>46.69</td> <td>88.20</td> <td>-41.51</td> <td>50.31</td> <td>39.13</td> <td>16.68</td> <td>59.43</td> <td>0.00</td> <td>---</td> <td>---</td> <td>PEAK</td> </tr> </tbody> </table>	Limit	Over	Read	Ant	Cable	Preamp	Aux	APos	TPos		Freq	Level	Line	Limit	Level	Factor	Loss	Factor	Factor	Remark	MHz	dBuV/m	dBuV/m	dB	dBuV	dB/m	dB	dB	dB	cm	1	10856.00	47.83	55.20	-7.37	56.34	37.90	14.47	60.88	0.00	300	311	Average	2	14230.00	46.69	88.20	-41.51	50.31	39.13	16.68	59.43	0.00	---	---
Limit	Over	Read	Ant	Cable	Preamp	Aux	APos	TPos																																																																																																									
Freq	Level	Line	Limit	Level	Factor	Loss	Factor	Factor	Remark																																																																																																								
MHz	dBuV/m	dBuV/m	dB	dBuV	dB/m	dB	dB	dB	cm																																																																																																								
1	10856.00	49.14	55.20	-6.06	57.65	37.90	14.47	60.88	0.00	300	340	Average																																																																																																					
2	14230.00	46.84	88.20	-41.36	50.46	39.13	16.68	59.43	0.00	---	---	PEAK																																																																																																					
Limit	Over	Read	Ant	Cable	Preamp	Aux	APos	TPos																																																																																																									
Freq	Level	Line	Limit	Level	Factor	Loss	Factor	Factor	Remark																																																																																																								
MHz	dBuV/m	dBuV/m	dB	dBuV	dB/m	dB	dB	dB	cm																																																																																																								
1	10856.00	47.83	55.20	-7.37	56.34	37.90	14.47	60.88	0.00	300	311	Average																																																																																																					
2	14230.00	46.69	88.20	-41.51	50.31	39.13	16.68	59.43	0.00	---	---	PEAK																																																																																																					



	72																																																																																			
Mode	Band Edge																																																																																			
	2400-2483.5_2400-2483.5_802.11b_CH11_2462MHz																																																																																			
ANT	3																																																																																			
Pol.	Horizontal	Fundamental																																																																																		
Peak	<table border="1"> <thead> <tr> <th>Limit</th> <th>Read</th> <th>Ant</th> <th>Cable</th> <th>Preamp</th> <th>Aux</th> <th>APos</th> <th>TPos</th> <th>Remark</th> </tr> <tr> <th>Freq</th> <th>Level</th> <th>Line Margin</th> <th>Level Factor</th> <th>Loss Factor</th> <th>Factor</th> <th></th> <th></th> <th></th> </tr> <tr> <th>MHz</th> <th>dBuV/m</th> <th>dBuV/m</th> <th>dB</th> <th>dBuV</th> <th>dB/m</th> <th>dB</th> <th>dB</th> <th>cm</th> <th>deg</th> </tr> </thead> <tbody> <tr> <td>1</td> <td>2491.34</td> <td>55.75</td> <td>74.00</td> <td>-18.25</td> <td>42.78</td> <td>32.83</td> <td>6.74</td> <td>32.60</td> <td>6.00</td> <td>122</td> <td>158</td> <td>PEAK</td> </tr> </tbody> </table>	Limit	Read	Ant	Cable	Preamp	Aux	APos	TPos	Remark	Freq	Level	Line Margin	Level Factor	Loss Factor	Factor				MHz	dBuV/m	dBuV/m	dB	dBuV	dB/m	dB	dB	cm	deg	1	2491.34	55.75	74.00	-18.25	42.78	32.83	6.74	32.60	6.00	122	158	PEAK	<table border="1"> <thead> <tr> <th>Limit</th> <th>Read</th> <th>Ant</th> <th>Cable</th> <th>Preamp</th> <th>Aux</th> <th>APos</th> <th>TPos</th> <th>Remark</th> </tr> <tr> <th>Freq</th> <th>Level</th> <th>Line Margin</th> <th>Level Factor</th> <th>Loss Factor</th> <th>Factor</th> <th></th> <th></th> <th></th> </tr> <tr> <th>MHz</th> <th>dBuV/m</th> <th>dBuV/m</th> <th>dB</th> <th>dBuV</th> <th>dB/m</th> <th>dB</th> <th>dB</th> <th>cm</th> <th>deg</th> </tr> </thead> <tbody> <tr> <td>1</td> <td>2462.00</td> <td>104.82</td> <td>-----</td> <td>-----</td> <td>92.20</td> <td>32.60</td> <td>6.70</td> <td>32.68</td> <td>6.00</td> <td>122</td> <td>158</td> <td>PEAK</td> </tr> </tbody> </table>	Limit	Read	Ant	Cable	Preamp	Aux	APos	TPos	Remark	Freq	Level	Line Margin	Level Factor	Loss Factor	Factor				MHz	dBuV/m	dBuV/m	dB	dBuV	dB/m	dB	dB	cm	deg	1	2462.00	104.82	-----	-----	92.20	32.60	6.70	32.68	6.00	122	158	PEAK
Limit	Read	Ant	Cable	Preamp	Aux	APos	TPos	Remark																																																																												
Freq	Level	Line Margin	Level Factor	Loss Factor	Factor																																																																															
MHz	dBuV/m	dBuV/m	dB	dBuV	dB/m	dB	dB	cm	deg																																																																											
1	2491.34	55.75	74.00	-18.25	42.78	32.83	6.74	32.60	6.00	122	158	PEAK																																																																								
Limit	Read	Ant	Cable	Preamp	Aux	APos	TPos	Remark																																																																												
Freq	Level	Line Margin	Level Factor	Loss Factor	Factor																																																																															
MHz	dBuV/m	dBuV/m	dB	dBuV	dB/m	dB	dB	cm	deg																																																																											
1	2462.00	104.82	-----	-----	92.20	32.60	6.70	32.68	6.00	122	158	PEAK																																																																								
Avg	<table border="1"> <thead> <tr> <th>Limit</th> <th>Read</th> <th>Ant</th> <th>Cable</th> <th>Preamp</th> <th>Aux</th> <th>APos</th> <th>TPos</th> <th>Remark</th> </tr> <tr> <th>Freq</th> <th>Level</th> <th>Line Margin</th> <th>Level Factor</th> <th>Loss Factor</th> <th>Factor</th> <th></th> <th></th> <th></th> </tr> <tr> <th>MHz</th> <th>dBuV/m</th> <th>dBuV/m</th> <th>dB</th> <th>dBuV</th> <th>dB/m</th> <th>dB</th> <th>dB</th> <th>cm</th> <th>deg</th> </tr> </thead> <tbody> <tr> <td>1</td> <td>2499.54</td> <td>43.49</td> <td>54.00</td> <td>-10.51</td> <td>30.42</td> <td>32.90</td> <td>6.75</td> <td>32.58</td> <td>6.00</td> <td>122</td> <td>158</td> <td>AVERAGE</td> </tr> </tbody> </table>	Limit	Read	Ant	Cable	Preamp	Aux	APos	TPos	Remark	Freq	Level	Line Margin	Level Factor	Loss Factor	Factor				MHz	dBuV/m	dBuV/m	dB	dBuV	dB/m	dB	dB	cm	deg	1	2499.54	43.49	54.00	-10.51	30.42	32.90	6.75	32.58	6.00	122	158	AVERAGE	<table border="1"> <thead> <tr> <th>Limit</th> <th>Read</th> <th>Ant</th> <th>Cable</th> <th>Preamp</th> <th>Aux</th> <th>APos</th> <th>TPos</th> <th>Remark</th> </tr> <tr> <th>Freq</th> <th>Level</th> <th>Line Margin</th> <th>Level Factor</th> <th>Loss Factor</th> <th>Factor</th> <th></th> <th></th> <th></th> </tr> <tr> <th>MHz</th> <th>dBuV/m</th> <th>dBuV/m</th> <th>dB</th> <th>dBuV</th> <th>dB/m</th> <th>dB</th> <th>dB</th> <th>cm</th> <th>deg</th> </tr> </thead> <tbody> <tr> <td>1</td> <td>2462.00</td> <td>100.29</td> <td>-----</td> <td>-----</td> <td>87.67</td> <td>32.60</td> <td>6.70</td> <td>32.68</td> <td>6.00</td> <td>122</td> <td>158</td> <td>AVERAGE</td> </tr> </tbody> </table>	Limit	Read	Ant	Cable	Preamp	Aux	APos	TPos	Remark	Freq	Level	Line Margin	Level Factor	Loss Factor	Factor				MHz	dBuV/m	dBuV/m	dB	dBuV	dB/m	dB	dB	cm	deg	1	2462.00	100.29	-----	-----	87.67	32.60	6.70	32.68	6.00	122	158	AVERAGE
Limit	Read	Ant	Cable	Preamp	Aux	APos	TPos	Remark																																																																												
Freq	Level	Line Margin	Level Factor	Loss Factor	Factor																																																																															
MHz	dBuV/m	dBuV/m	dB	dBuV	dB/m	dB	dB	cm	deg																																																																											
1	2499.54	43.49	54.00	-10.51	30.42	32.90	6.75	32.58	6.00	122	158	AVERAGE																																																																								
Limit	Read	Ant	Cable	Preamp	Aux	APos	TPos	Remark																																																																												
Freq	Level	Line Margin	Level Factor	Loss Factor	Factor																																																																															
MHz	dBuV/m	dBuV/m	dB	dBuV	dB/m	dB	dB	cm	deg																																																																											
1	2462.00	100.29	-----	-----	87.67	32.60	6.70	32.68	6.00	122	158	AVERAGE																																																																								

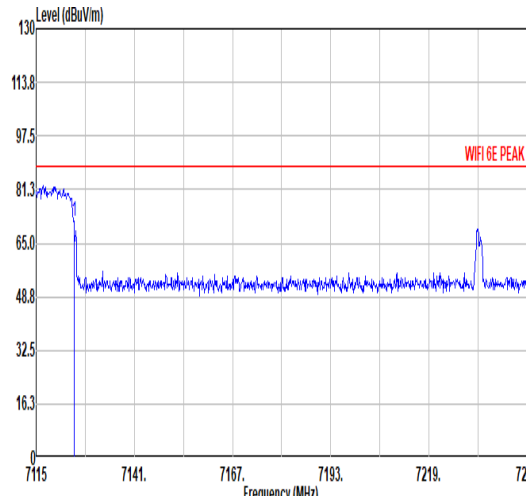
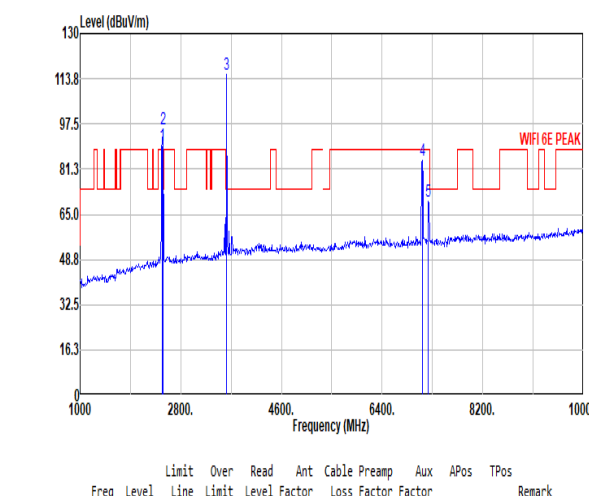
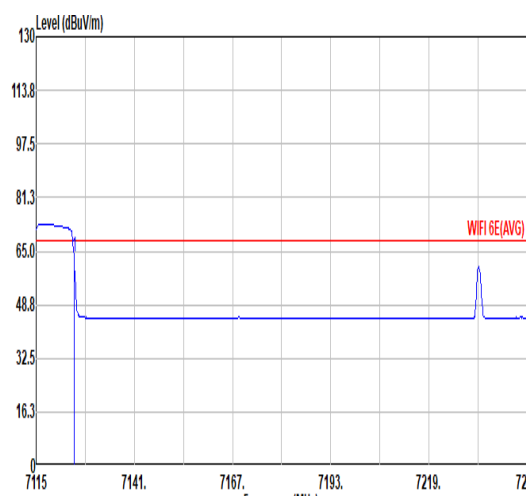
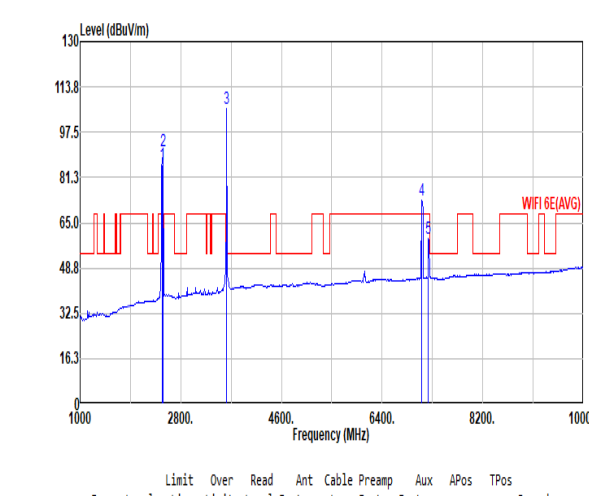


	72																																																																																	
Mode	Band Edge																																																																																	
	2400-2483.5_2400-2483.5_802.11b_CH11_2462MHz																																																																																	
ANT	3																																																																																	
Pol.	Vertical	Fundamental																																																																																
Peak	<table border="1"> <thead> <tr> <th>Limit</th> <th>Read</th> <th>Ant</th> <th>Cable</th> <th>Preamp</th> <th>Aux</th> <th>APos</th> <th>TPos</th> <th>Remark</th> </tr> <tr> <th>Freq</th> <th>Level</th> <th>Line Margin</th> <th>Level Factor</th> <th>Loss Factor</th> <th>Factor</th> <th></th> <th></th> <th></th> </tr> <tr> <th>MHz</th> <th>dBuV/m</th> <th>dBuV/m</th> <th>dB</th> <th>dBuV</th> <th>dB/m</th> <th>dB</th> <th>dB</th> <th>cm</th> <th>deg</th> </tr> </thead> <tbody> <tr> <td>1 2495.93</td> <td>56.48</td> <td>74.00</td> <td>-17.52</td> <td>43.45</td> <td>32.87</td> <td>6.75</td> <td>32.59</td> <td>6.00</td> <td>373</td> <td>129</td> <td>PEAK</td> </tr> </tbody> </table>	Limit	Read	Ant	Cable	Preamp	Aux	APos	TPos	Remark	Freq	Level	Line Margin	Level Factor	Loss Factor	Factor				MHz	dBuV/m	dBuV/m	dB	dBuV	dB/m	dB	dB	cm	deg	1 2495.93	56.48	74.00	-17.52	43.45	32.87	6.75	32.59	6.00	373	129	PEAK	<table border="1"> <thead> <tr> <th>Limit</th> <th>Read</th> <th>Ant</th> <th>Cable</th> <th>Preamp</th> <th>Aux</th> <th>APos</th> <th>TPos</th> <th>Remark</th> </tr> <tr> <th>Freq</th> <th>Level</th> <th>Line Margin</th> <th>Level Factor</th> <th>Loss Factor</th> <th>Factor</th> <th></th> <th></th> <th></th> </tr> <tr> <th>MHz</th> <th>dBuV/m</th> <th>dBuV/m</th> <th>dB</th> <th>dBuV</th> <th>dB/m</th> <th>dB</th> <th>dB</th> <th>cm</th> <th>deg</th> </tr> </thead> <tbody> <tr> <td>1 2462.00</td> <td>105.82</td> <td>-----</td> <td>-----</td> <td>93.20</td> <td>32.60</td> <td>6.70</td> <td>32.68</td> <td>6.00</td> <td>373</td> <td>129</td> <td>PEAK</td> </tr> </tbody> </table>	Limit	Read	Ant	Cable	Preamp	Aux	APos	TPos	Remark	Freq	Level	Line Margin	Level Factor	Loss Factor	Factor				MHz	dBuV/m	dBuV/m	dB	dBuV	dB/m	dB	dB	cm	deg	1 2462.00	105.82	-----	-----	93.20	32.60	6.70	32.68	6.00	373	129	PEAK
Limit	Read	Ant	Cable	Preamp	Aux	APos	TPos	Remark																																																																										
Freq	Level	Line Margin	Level Factor	Loss Factor	Factor																																																																													
MHz	dBuV/m	dBuV/m	dB	dBuV	dB/m	dB	dB	cm	deg																																																																									
1 2495.93	56.48	74.00	-17.52	43.45	32.87	6.75	32.59	6.00	373	129	PEAK																																																																							
Limit	Read	Ant	Cable	Preamp	Aux	APos	TPos	Remark																																																																										
Freq	Level	Line Margin	Level Factor	Loss Factor	Factor																																																																													
MHz	dBuV/m	dBuV/m	dB	dBuV	dB/m	dB	dB	cm	deg																																																																									
1 2462.00	105.82	-----	-----	93.20	32.60	6.70	32.68	6.00	373	129	PEAK																																																																							
Avg	<table border="1"> <thead> <tr> <th>Limit</th> <th>Read</th> <th>Ant</th> <th>Cable</th> <th>Preamp</th> <th>Aux</th> <th>APos</th> <th>TPos</th> <th>Remark</th> </tr> <tr> <th>Freq</th> <th>Level</th> <th>Line Margin</th> <th>Level Factor</th> <th>Loss Factor</th> <th>Factor</th> <th></th> <th></th> <th></th> </tr> <tr> <th>MHz</th> <th>dBuV/m</th> <th>dBuV/m</th> <th>dB</th> <th>dBuV</th> <th>dB/m</th> <th>dB</th> <th>dB</th> <th>cm</th> <th>deg</th> </tr> </thead> <tbody> <tr> <td>1 2485.64</td> <td>43.43</td> <td>54.00</td> <td>-10.57</td> <td>30.52</td> <td>32.79</td> <td>6.74</td> <td>32.62</td> <td>6.00</td> <td>373</td> <td>129</td> <td>AVERAGE</td> </tr> </tbody> </table>	Limit	Read	Ant	Cable	Preamp	Aux	APos	TPos	Remark	Freq	Level	Line Margin	Level Factor	Loss Factor	Factor				MHz	dBuV/m	dBuV/m	dB	dBuV	dB/m	dB	dB	cm	deg	1 2485.64	43.43	54.00	-10.57	30.52	32.79	6.74	32.62	6.00	373	129	AVERAGE	<table border="1"> <thead> <tr> <th>Limit</th> <th>Read</th> <th>Ant</th> <th>Cable</th> <th>Preamp</th> <th>Aux</th> <th>APos</th> <th>TPos</th> <th>Remark</th> </tr> <tr> <th>Freq</th> <th>Level</th> <th>Line Margin</th> <th>Level Factor</th> <th>Loss Factor</th> <th>Factor</th> <th></th> <th></th> <th></th> </tr> <tr> <th>MHz</th> <th>dBuV/m</th> <th>dBuV/m</th> <th>dB</th> <th>dBuV</th> <th>dB/m</th> <th>dB</th> <th>dB</th> <th>cm</th> <th>deg</th> </tr> </thead> <tbody> <tr> <td>1 2462.00</td> <td>101.26</td> <td>-----</td> <td>-----</td> <td>88.64</td> <td>32.60</td> <td>6.70</td> <td>32.68</td> <td>6.00</td> <td>373</td> <td>129</td> <td>AVERAGE</td> </tr> </tbody> </table>	Limit	Read	Ant	Cable	Preamp	Aux	APos	TPos	Remark	Freq	Level	Line Margin	Level Factor	Loss Factor	Factor				MHz	dBuV/m	dBuV/m	dB	dBuV	dB/m	dB	dB	cm	deg	1 2462.00	101.26	-----	-----	88.64	32.60	6.70	32.68	6.00	373	129	AVERAGE
Limit	Read	Ant	Cable	Preamp	Aux	APos	TPos	Remark																																																																										
Freq	Level	Line Margin	Level Factor	Loss Factor	Factor																																																																													
MHz	dBuV/m	dBuV/m	dB	dBuV	dB/m	dB	dB	cm	deg																																																																									
1 2485.64	43.43	54.00	-10.57	30.52	32.79	6.74	32.62	6.00	373	129	AVERAGE																																																																							
Limit	Read	Ant	Cable	Preamp	Aux	APos	TPos	Remark																																																																										
Freq	Level	Line Margin	Level Factor	Loss Factor	Factor																																																																													
MHz	dBuV/m	dBuV/m	dB	dBuV	dB/m	dB	dB	cm	deg																																																																									
1 2462.00	101.26	-----	-----	88.64	32.60	6.70	32.68	6.00	373	129	AVERAGE																																																																							

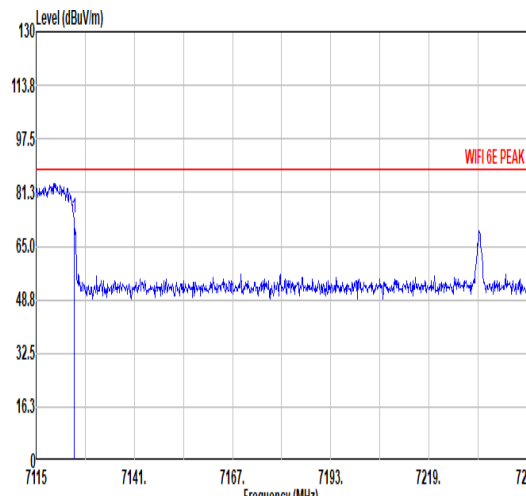
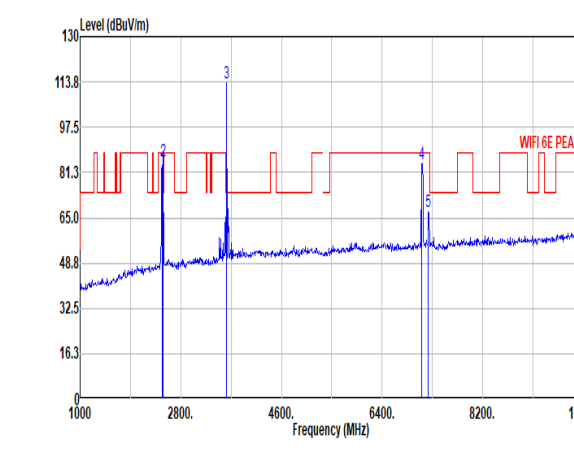
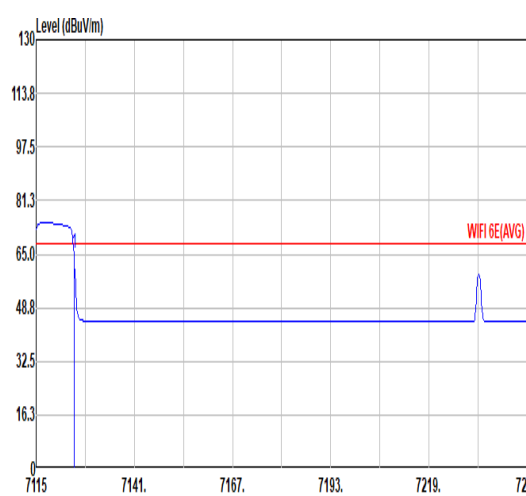
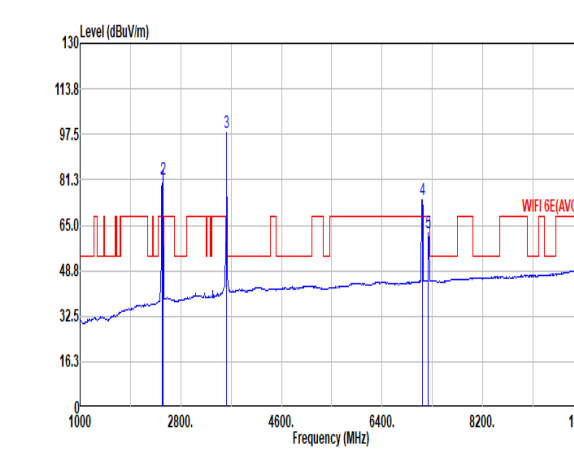


Mode	72																																																																																																											
	Harmonic																																																																																																											
	2400-2483.5_2400-2483.5_802.11b_CH11_2462MHz																																																																																																											
ANT	3																																																																																																											
Pol.	Horizontal	Vertical																																																																																																										
Peak Avg	<table border="1"> <thead> <tr> <th>Limit</th> <th>Read</th> <th>Ant</th> <th>Cable</th> <th>Preamp</th> <th>Aux</th> <th>APos</th> <th>TPos</th> <th>Remark</th> </tr> <tr> <th>Freq</th> <th>Level</th> <th>Line</th> <th>Margin</th> <th>Level</th> <th>Factor</th> <th>Loss</th> <th>Factor</th> <th>Factor</th> </tr> <tr> <th>MHz</th> <th>dBuV/m</th> <th>dBuV/m</th> <th>dB</th> <th>dBuV</th> <th>dB/m</th> <th>dB</th> <th>dB</th> <th>dB</th> </tr> </thead> <tbody> <tr> <td>1</td> <td>4924.00</td> <td>43.11</td> <td>74.00</td> <td>-30.89</td> <td>60.17</td> <td>34.20</td> <td>9.57</td> <td>60.83</td> <td>0.00</td> <td>---</td> <td>---</td> <td>PEAK</td> </tr> <tr> <td>2</td> <td>7386.00</td> <td>44.23</td> <td>74.00</td> <td>-29.77</td> <td>57.27</td> <td>35.73</td> <td>11.72</td> <td>60.49</td> <td>0.00</td> <td>---</td> <td>---</td> <td>PEAK</td> </tr> </tbody> </table>	Limit	Read	Ant	Cable	Preamp	Aux	APos	TPos	Remark	Freq	Level	Line	Margin	Level	Factor	Loss	Factor	Factor	MHz	dBuV/m	dBuV/m	dB	dBuV	dB/m	dB	dB	dB	1	4924.00	43.11	74.00	-30.89	60.17	34.20	9.57	60.83	0.00	---	---	PEAK	2	7386.00	44.23	74.00	-29.77	57.27	35.73	11.72	60.49	0.00	---	---	PEAK	<table border="1"> <thead> <tr> <th>Limit</th> <th>Read</th> <th>Ant</th> <th>Cable</th> <th>Preamp</th> <th>Aux</th> <th>APos</th> <th>TPos</th> <th>Remark</th> </tr> <tr> <th>Freq</th> <th>Level</th> <th>Line</th> <th>Margin</th> <th>Level</th> <th>Factor</th> <th>Loss</th> <th>Factor</th> <th>Factor</th> </tr> <tr> <th>MHz</th> <th>dBuV/m</th> <th>dBuV/m</th> <th>dB</th> <th>dBuV</th> <th>dB/m</th> <th>dB</th> <th>dB</th> <th>dB</th> </tr> </thead> <tbody> <tr> <td>1</td> <td>4924.00</td> <td>43.28</td> <td>74.00</td> <td>-30.72</td> <td>60.34</td> <td>34.20</td> <td>9.57</td> <td>60.83</td> <td>0.00</td> <td>---</td> <td>---</td> <td>PEAK</td> </tr> <tr> <td>2</td> <td>7386.00</td> <td>44.38</td> <td>74.00</td> <td>-29.62</td> <td>57.42</td> <td>35.73</td> <td>11.72</td> <td>60.49</td> <td>0.00</td> <td>---</td> <td>---</td> <td>PEAK</td> </tr> </tbody> </table>	Limit	Read	Ant	Cable	Preamp	Aux	APos	TPos	Remark	Freq	Level	Line	Margin	Level	Factor	Loss	Factor	Factor	MHz	dBuV/m	dBuV/m	dB	dBuV	dB/m	dB	dB	dB	1	4924.00	43.28	74.00	-30.72	60.34	34.20	9.57	60.83	0.00	---	---	PEAK	2	7386.00	44.38	74.00	-29.62	57.42	35.73	11.72	60.49	0.00	---	---	PEAK
	Limit	Read	Ant	Cable	Preamp	Aux	APos	TPos	Remark																																																																																																			
Freq	Level	Line	Margin	Level	Factor	Loss	Factor	Factor																																																																																																				
MHz	dBuV/m	dBuV/m	dB	dBuV	dB/m	dB	dB	dB																																																																																																				
1	4924.00	43.11	74.00	-30.89	60.17	34.20	9.57	60.83	0.00	---	---	PEAK																																																																																																
2	7386.00	44.23	74.00	-29.77	57.27	35.73	11.72	60.49	0.00	---	---	PEAK																																																																																																
Limit	Read	Ant	Cable	Preamp	Aux	APos	TPos	Remark																																																																																																				
Freq	Level	Line	Margin	Level	Factor	Loss	Factor	Factor																																																																																																				
MHz	dBuV/m	dBuV/m	dB	dBuV	dB/m	dB	dB	dB																																																																																																				
1	4924.00	43.28	74.00	-30.72	60.34	34.20	9.57	60.83	0.00	---	---	PEAK																																																																																																
2	7386.00	44.38	74.00	-29.62	57.42	35.73	11.72	60.49	0.00	---	---	PEAK																																																																																																



		73																																																																																																																																				
Mode	Band Edge																																																																																																																																					
	U-NII-8_6.875-7.125_802.11ax HE20_CH233_7115MHz																																																																																																																																					
ANT	3																																																																																																																																					
Pol.	Horizontal	Fundamental																																																																																																																																				
Peak	 <p>Level (dBuV/m) vs Frequency (MHz) plot for Horizontal polarization. A red horizontal line indicates the WiFi 6E PEAK limit at approximately 81.3 dBuV/m. The blue trace shows a signal level that drops significantly below this limit after 7115 MHz.</p> <table border="1"> <thead> <tr> <th>Limit</th> <th>Read</th> <th>Ant</th> <th>Cable</th> <th>Preamp</th> <th>Aux</th> <th>APos</th> <th>TPos</th> <th>Remark</th> </tr> <tr> <th>Freq</th> <th>Level</th> <th>Line</th> <th>Margin</th> <th>Level</th> <th>Factor</th> <th>Loss</th> <th>Factor</th> <th>Factor</th> </tr> <tr> <th>MHz</th> <th>dBuV/m</th> <th>dBuV/m</th> <th>dB</th> <th>dBuV</th> <th>dB/m</th> <th>dB</th> <th>dB</th> <th>cm</th> <th>deg</th> </tr> </thead> <tbody> <tr> <td>1</td> <td>7125.01</td> <td>71.44</td> <td>88.20</td> <td>-16.76</td> <td>56.94</td> <td>35.70</td> <td>11.59</td> <td>32.79</td> <td>0.00</td> <td>100</td> <td>140</td> <td>PEAK</td> </tr> </tbody> </table>	Limit	Read	Ant	Cable	Preamp	Aux	APos	TPos	Remark	Freq	Level	Line	Margin	Level	Factor	Loss	Factor	Factor	MHz	dBuV/m	dBuV/m	dB	dBuV	dB/m	dB	dB	cm	deg	1	7125.01	71.44	88.20	-16.76	56.94	35.70	11.59	32.79	0.00	100	140	PEAK	 <p>Level (dBuV/m) vs Frequency (MHz) plot for Fundamental polarization. A red horizontal line indicates the WiFi 6E PEAK limit at approximately 81.3 dBuV/m. The blue trace shows multiple peaks, with the highest peak at 2462 MHz reaching 89.58 dBuV/m.</p> <table border="1"> <thead> <tr> <th>Limit</th> <th>Over</th> <th>Read</th> <th>Ant</th> <th>Cable</th> <th>Preamp</th> <th>Aux</th> <th>APos</th> <th>TPos</th> <th>Remark</th> </tr> <tr> <th>Freq</th> <th>Level</th> <th>Line</th> <th>Limit</th> <th>Level</th> <th>Factor</th> <th>Loss</th> <th>Factor</th> <th>Factor</th> <th>Factor</th> </tr> <tr> <th>MHz</th> <th>dBuV/m</th> <th>dBuV/m</th> <th>dB</th> <th>dBuV</th> <th>dB/m</th> <th>dB</th> <th>dB</th> <th>dB</th> <th>cm</th> <th>deg</th> </tr> </thead> <tbody> <tr> <td>1</td> <td>2462.00</td> <td>89.58</td> <td>-----</td> <td>82.96</td> <td>32.60</td> <td>6.70</td> <td>32.68</td> <td>0.00</td> <td>100</td> <td>140</td> <td>Peak</td> </tr> <tr> <td>2</td> <td>2480.00</td> <td>95.69</td> <td>-----</td> <td>88.85</td> <td>32.74</td> <td>6.73</td> <td>32.63</td> <td>0.00</td> <td>100</td> <td>140</td> <td>Peak</td> </tr> <tr> <td>3</td> <td>3619.00</td> <td>115.45</td> <td>-----</td> <td>105.98</td> <td>33.24</td> <td>8.26</td> <td>32.03</td> <td>0.00</td> <td>100</td> <td>140</td> <td>Peak</td> </tr> <tr> <td>4</td> <td>7128.00</td> <td>84.14</td> <td>-----</td> <td>69.65</td> <td>35.70</td> <td>11.58</td> <td>32.79</td> <td>0.00</td> <td>100</td> <td>140</td> <td>Peak</td> </tr> <tr> <td>5</td> <td>7228.00</td> <td>69.79</td> <td>-----</td> <td>55.27</td> <td>35.71</td> <td>11.66</td> <td>32.85</td> <td>0.00</td> <td>100</td> <td>140</td> <td>Peak</td> </tr> </tbody> </table>	Limit	Over	Read	Ant	Cable	Preamp	Aux	APos	TPos	Remark	Freq	Level	Line	Limit	Level	Factor	Loss	Factor	Factor	Factor	MHz	dBuV/m	dBuV/m	dB	dBuV	dB/m	dB	dB	dB	cm	deg	1	2462.00	89.58	-----	82.96	32.60	6.70	32.68	0.00	100	140	Peak	2	2480.00	95.69	-----	88.85	32.74	6.73	32.63	0.00	100	140	Peak	3	3619.00	115.45	-----	105.98	33.24	8.26	32.03	0.00	100	140	Peak	4	7128.00	84.14	-----	69.65	35.70	11.58	32.79	0.00	100	140	Peak	5	7228.00	69.79	-----	55.27	35.71	11.66	32.85	0.00	100	140	Peak
	Limit	Read	Ant	Cable	Preamp	Aux	APos	TPos	Remark																																																																																																																													
Freq	Level	Line	Margin	Level	Factor	Loss	Factor	Factor																																																																																																																														
MHz	dBuV/m	dBuV/m	dB	dBuV	dB/m	dB	dB	cm	deg																																																																																																																													
1	7125.01	71.44	88.20	-16.76	56.94	35.70	11.59	32.79	0.00	100	140	PEAK																																																																																																																										
Limit	Over	Read	Ant	Cable	Preamp	Aux	APos	TPos	Remark																																																																																																																													
Freq	Level	Line	Limit	Level	Factor	Loss	Factor	Factor	Factor																																																																																																																													
MHz	dBuV/m	dBuV/m	dB	dBuV	dB/m	dB	dB	dB	cm	deg																																																																																																																												
1	2462.00	89.58	-----	82.96	32.60	6.70	32.68	0.00	100	140	Peak																																																																																																																											
2	2480.00	95.69	-----	88.85	32.74	6.73	32.63	0.00	100	140	Peak																																																																																																																											
3	3619.00	115.45	-----	105.98	33.24	8.26	32.03	0.00	100	140	Peak																																																																																																																											
4	7128.00	84.14	-----	69.65	35.70	11.58	32.79	0.00	100	140	Peak																																																																																																																											
5	7228.00	69.79	-----	55.27	35.71	11.66	32.85	0.00	100	140	Peak																																																																																																																											
Avg	 <p>Level (dBuV/m) vs Frequency (MHz) plot for Horizontal polarization. A red horizontal line indicates the WiFi 6E(AVG) limit at approximately 65.0 dBuV/m. The blue trace shows a signal level that drops significantly below this limit after 7115 MHz.</p> <table border="1"> <thead> <tr> <th>Limit</th> <th>Read</th> <th>Ant</th> <th>Cable</th> <th>Preamp</th> <th>Aux</th> <th>APos</th> <th>TPos</th> <th>Remark</th> </tr> <tr> <th>Freq</th> <th>Level</th> <th>Line</th> <th>Margin</th> <th>Level</th> <th>Factor</th> <th>Loss</th> <th>Factor</th> <th>Factor</th> </tr> <tr> <th>MHz</th> <th>dBuV/m</th> <th>dBuV/m</th> <th>dB</th> <th>dBuV</th> <th>dB/m</th> <th>dB</th> <th>dB</th> <th>cm</th> <th>deg</th> </tr> </thead> <tbody> <tr> <td>1</td> <td>7125.01</td> <td>63.41</td> <td>68.20</td> <td>-4.79</td> <td>48.91</td> <td>35.70</td> <td>11.59</td> <td>32.79</td> <td>0.00</td> <td>100</td> <td>140</td> <td>AVERAGE</td> </tr> </tbody> </table>	Limit	Read	Ant	Cable	Preamp	Aux	APos	TPos	Remark	Freq	Level	Line	Margin	Level	Factor	Loss	Factor	Factor	MHz	dBuV/m	dBuV/m	dB	dBuV	dB/m	dB	dB	cm	deg	1	7125.01	63.41	68.20	-4.79	48.91	35.70	11.59	32.79	0.00	100	140	AVERAGE	 <p>Level (dBuV/m) vs Frequency (MHz) plot for Fundamental polarization. A red horizontal line indicates the WiFi 6E(AVG) limit at approximately 65.0 dBuV/m. The blue trace shows multiple peaks, with the highest peak at 2462 MHz reaching 85.62 dBuV/m.</p> <table border="1"> <thead> <tr> <th>Limit</th> <th>Over</th> <th>Read</th> <th>Ant</th> <th>Cable</th> <th>Preamp</th> <th>Aux</th> <th>APos</th> <th>TPos</th> <th>Remark</th> </tr> <tr> <th>Freq</th> <th>Level</th> <th>Line</th> <th>Limit</th> <th>Level</th> <th>Factor</th> <th>Loss</th> <th>Factor</th> <th>Factor</th> <th>Factor</th> </tr> <tr> <th>MHz</th> <th>dBuV/m</th> <th>dBuV/m</th> <th>dB</th> <th>dBuV</th> <th>dB/m</th> <th>dB</th> <th>dB</th> <th>dB</th> <th>cm</th> <th>deg</th> </tr> </thead> <tbody> <tr> <td>1</td> <td>2462.00</td> <td>85.62</td> <td>-----</td> <td>79.00</td> <td>32.60</td> <td>6.70</td> <td>32.68</td> <td>0.00</td> <td>100</td> <td>140</td> <td>Average</td> </tr> <tr> <td>2</td> <td>2480.00</td> <td>90.96</td> <td>-----</td> <td>84.12</td> <td>32.74</td> <td>6.73</td> <td>32.63</td> <td>0.00</td> <td>100</td> <td>140</td> <td>Average</td> </tr> <tr> <td>3</td> <td>3619.00</td> <td>105.72</td> <td>-----</td> <td>96.25</td> <td>33.24</td> <td>8.26</td> <td>32.03</td> <td>0.00</td> <td>100</td> <td>140</td> <td>Average</td> </tr> <tr> <td>4</td> <td>7111.00</td> <td>73.13</td> <td>-----</td> <td>58.63</td> <td>35.70</td> <td>11.58</td> <td>32.78</td> <td>0.00</td> <td>100</td> <td>140</td> <td>Average</td> </tr> <tr> <td>5</td> <td>7228.00</td> <td>59.26</td> <td>-----</td> <td>44.74</td> <td>35.71</td> <td>11.66</td> <td>32.85</td> <td>0.00</td> <td>100</td> <td>140</td> <td>Average</td> </tr> </tbody> </table>	Limit	Over	Read	Ant	Cable	Preamp	Aux	APos	TPos	Remark	Freq	Level	Line	Limit	Level	Factor	Loss	Factor	Factor	Factor	MHz	dBuV/m	dBuV/m	dB	dBuV	dB/m	dB	dB	dB	cm	deg	1	2462.00	85.62	-----	79.00	32.60	6.70	32.68	0.00	100	140	Average	2	2480.00	90.96	-----	84.12	32.74	6.73	32.63	0.00	100	140	Average	3	3619.00	105.72	-----	96.25	33.24	8.26	32.03	0.00	100	140	Average	4	7111.00	73.13	-----	58.63	35.70	11.58	32.78	0.00	100	140	Average	5	7228.00	59.26	-----	44.74	35.71	11.66	32.85	0.00	100	140	Average
	Limit	Read	Ant	Cable	Preamp	Aux	APos	TPos	Remark																																																																																																																													
Freq	Level	Line	Margin	Level	Factor	Loss	Factor	Factor																																																																																																																														
MHz	dBuV/m	dBuV/m	dB	dBuV	dB/m	dB	dB	cm	deg																																																																																																																													
1	7125.01	63.41	68.20	-4.79	48.91	35.70	11.59	32.79	0.00	100	140	AVERAGE																																																																																																																										
Limit	Over	Read	Ant	Cable	Preamp	Aux	APos	TPos	Remark																																																																																																																													
Freq	Level	Line	Limit	Level	Factor	Loss	Factor	Factor	Factor																																																																																																																													
MHz	dBuV/m	dBuV/m	dB	dBuV	dB/m	dB	dB	dB	cm	deg																																																																																																																												
1	2462.00	85.62	-----	79.00	32.60	6.70	32.68	0.00	100	140	Average																																																																																																																											
2	2480.00	90.96	-----	84.12	32.74	6.73	32.63	0.00	100	140	Average																																																																																																																											
3	3619.00	105.72	-----	96.25	33.24	8.26	32.03	0.00	100	140	Average																																																																																																																											
4	7111.00	73.13	-----	58.63	35.70	11.58	32.78	0.00	100	140	Average																																																																																																																											
5	7228.00	59.26	-----	44.74	35.71	11.66	32.85	0.00	100	140	Average																																																																																																																											



		73																																																																																																																																			
Mode	Band Edge																																																																																																																																				
	U-NII-8_6.875-7.125_802.11ax HE20_CH233_7115MHz																																																																																																																																				
ANT	3																																																																																																																																				
Pol.	Vertical	Fundamental																																																																																																																																			
Peak	 <p>Level (dBuV/m) vs Frequency (MHz) plot for Vertical polarization. Shows a peak at 7125.01 MHz. A red horizontal line indicates the WiFi 6E PEAK limit at approximately 81.3 dBuV/m.</p> <table border="1"> <thead> <tr> <th>Limit</th> <th>Read</th> <th>Ant</th> <th>Cable</th> <th>Preamp</th> <th>Aux</th> <th>APos</th> <th>TPos</th> <th>Remark</th> </tr> <tr> <th>Freq</th> <th>Level</th> <th>Line</th> <th>Margin</th> <th>Level</th> <th>Factor</th> <th>Loss</th> <th>Factor</th> <th>Factor</th> </tr> </thead> <tbody> <tr> <td>MHz</td> <td>dBuV/m</td> <td>dBuV/m</td> <td>dB</td> <td>dBuV</td> <td>dB/m</td> <td>dB</td> <td>dB</td> <td>cm</td> <td>deg</td> </tr> <tr> <td>1</td> <td>7125.01</td> <td>73.41</td> <td>88.20</td> <td>-14.79</td> <td>58.91</td> <td>35.70</td> <td>11.59</td> <td>32.79</td> <td>0.00</td> <td>102</td> <td>301</td> <td>PEAK</td> </tr> </tbody> </table>	Limit	Read	Ant	Cable	Preamp	Aux	APos	TPos	Remark	Freq	Level	Line	Margin	Level	Factor	Loss	Factor	Factor	MHz	dBuV/m	dBuV/m	dB	dBuV	dB/m	dB	dB	cm	deg	1	7125.01	73.41	88.20	-14.79	58.91	35.70	11.59	32.79	0.00	102	301	PEAK	 <p>Level (dBuV/m) vs Frequency (MHz) plot for Fundamental polarization. Shows multiple peaks between 2400-7200 MHz. A red horizontal line indicates the WiFi 6E PEAK limit at approximately 81.3 dBuV/m.</p> <table border="1"> <thead> <tr> <th>Limit</th> <th>Over</th> <th>Read</th> <th>Ant</th> <th>Cable</th> <th>Preamp</th> <th>Aux</th> <th>APos</th> <th>TPos</th> <th>Remark</th> </tr> <tr> <th>Freq</th> <th>Level</th> <th>Line</th> <th>Limit</th> <th>Level</th> <th>Factor</th> <th>Loss</th> <th>Factor</th> <th>Factor</th> <th>Factor</th> </tr> </thead> <tbody> <tr> <td>MHz</td> <td>dBuV/m</td> <td>dBuV/m</td> <td>dB</td> <td>dBuV</td> <td>dB/m</td> <td>dB</td> <td>dB</td> <td>cm</td> <td>deg</td> </tr> <tr> <td>1</td> <td>2462.00</td> <td>82.94</td> <td>-----</td> <td>76.32</td> <td>32.60</td> <td>6.70</td> <td>32.68</td> <td>0.00</td> <td>102</td> <td>301</td> <td>Peak</td> </tr> <tr> <td>2</td> <td>2400.00</td> <td>85.27</td> <td>-----</td> <td>78.43</td> <td>32.74</td> <td>6.73</td> <td>32.63</td> <td>0.00</td> <td>102</td> <td>301</td> <td>Peak</td> </tr> <tr> <td>3</td> <td>3619.00</td> <td>113.36</td> <td>-----</td> <td>103.89</td> <td>33.24</td> <td>8.26</td> <td>32.03</td> <td>0.00</td> <td>102</td> <td>301</td> <td>Peak</td> </tr> <tr> <td>4</td> <td>7111.00</td> <td>84.23</td> <td>-----</td> <td>69.73</td> <td>35.70</td> <td>11.58</td> <td>32.78</td> <td>0.00</td> <td>102</td> <td>301</td> <td>Peak</td> </tr> <tr> <td>5</td> <td>7228.00</td> <td>67.29</td> <td>-----</td> <td>52.77</td> <td>35.71</td> <td>11.66</td> <td>32.85</td> <td>0.00</td> <td>102</td> <td>301</td> <td>Peak</td> </tr> </tbody> </table>	Limit	Over	Read	Ant	Cable	Preamp	Aux	APos	TPos	Remark	Freq	Level	Line	Limit	Level	Factor	Loss	Factor	Factor	Factor	MHz	dBuV/m	dBuV/m	dB	dBuV	dB/m	dB	dB	cm	deg	1	2462.00	82.94	-----	76.32	32.60	6.70	32.68	0.00	102	301	Peak	2	2400.00	85.27	-----	78.43	32.74	6.73	32.63	0.00	102	301	Peak	3	3619.00	113.36	-----	103.89	33.24	8.26	32.03	0.00	102	301	Peak	4	7111.00	84.23	-----	69.73	35.70	11.58	32.78	0.00	102	301	Peak	5	7228.00	67.29	-----	52.77	35.71	11.66	32.85	0.00	102	301	Peak
	Limit	Read	Ant	Cable	Preamp	Aux	APos	TPos	Remark																																																																																																																												
Freq	Level	Line	Margin	Level	Factor	Loss	Factor	Factor																																																																																																																													
MHz	dBuV/m	dBuV/m	dB	dBuV	dB/m	dB	dB	cm	deg																																																																																																																												
1	7125.01	73.41	88.20	-14.79	58.91	35.70	11.59	32.79	0.00	102	301	PEAK																																																																																																																									
Limit	Over	Read	Ant	Cable	Preamp	Aux	APos	TPos	Remark																																																																																																																												
Freq	Level	Line	Limit	Level	Factor	Loss	Factor	Factor	Factor																																																																																																																												
MHz	dBuV/m	dBuV/m	dB	dBuV	dB/m	dB	dB	cm	deg																																																																																																																												
1	2462.00	82.94	-----	76.32	32.60	6.70	32.68	0.00	102	301	Peak																																																																																																																										
2	2400.00	85.27	-----	78.43	32.74	6.73	32.63	0.00	102	301	Peak																																																																																																																										
3	3619.00	113.36	-----	103.89	33.24	8.26	32.03	0.00	102	301	Peak																																																																																																																										
4	7111.00	84.23	-----	69.73	35.70	11.58	32.78	0.00	102	301	Peak																																																																																																																										
5	7228.00	67.29	-----	52.77	35.71	11.66	32.85	0.00	102	301	Peak																																																																																																																										
Avg	 <p>Level (dBuV/m) vs Frequency (MHz) plot for Vertical polarization. Shows a peak at 7125.01 MHz. A red horizontal line indicates the WiFi 6E (AVG) limit at approximately 65.0 dBuV/m.</p> <table border="1"> <thead> <tr> <th>Limit</th> <th>Read</th> <th>Ant</th> <th>Cable</th> <th>Preamp</th> <th>Aux</th> <th>APos</th> <th>TPos</th> <th>Remark</th> </tr> <tr> <th>Freq</th> <th>Level</th> <th>Line</th> <th>Margin</th> <th>Level</th> <th>Factor</th> <th>Loss</th> <th>Factor</th> <th>Factor</th> </tr> </thead> <tbody> <tr> <td>MHz</td> <td>dBuV/m</td> <td>dBuV/m</td> <td>dB</td> <td>dBuV</td> <td>dB/m</td> <td>dB</td> <td>dB</td> <td>cm</td> <td>deg</td> </tr> <tr> <td>1</td> <td>7125.01</td> <td>65.06</td> <td>68.20</td> <td>-3.14</td> <td>50.56</td> <td>35.70</td> <td>11.59</td> <td>32.79</td> <td>0.00</td> <td>102</td> <td>301</td> <td>AVERAGE</td> </tr> </tbody> </table>	Limit	Read	Ant	Cable	Preamp	Aux	APos	TPos	Remark	Freq	Level	Line	Margin	Level	Factor	Loss	Factor	Factor	MHz	dBuV/m	dBuV/m	dB	dBuV	dB/m	dB	dB	cm	deg	1	7125.01	65.06	68.20	-3.14	50.56	35.70	11.59	32.79	0.00	102	301	AVERAGE	 <p>Level (dBuV/m) vs Frequency (MHz) plot for Fundamental polarization. Shows multiple peaks between 2400-7200 MHz. A red horizontal line indicates the WiFi 6E (AVG) limit at approximately 65.0 dBuV/m.</p> <table border="1"> <thead> <tr> <th>Limit</th> <th>Over</th> <th>Read</th> <th>Ant</th> <th>Cable</th> <th>Preamp</th> <th>Aux</th> <th>APos</th> <th>TPos</th> <th>Remark</th> </tr> <tr> <th>Freq</th> <th>Level</th> <th>Line</th> <th>Limit</th> <th>Level</th> <th>Factor</th> <th>Loss</th> <th>Factor</th> <th>Factor</th> <th>Factor</th> </tr> </thead> <tbody> <tr> <td>MHz</td> <td>dBuV/m</td> <td>dBuV/m</td> <td>dB</td> <td>dBuV</td> <td>dB/m</td> <td>dB</td> <td>dB</td> <td>cm</td> <td>deg</td> </tr> <tr> <td>1</td> <td>2462.00</td> <td>78.90</td> <td>-----</td> <td>72.28</td> <td>32.60</td> <td>6.70</td> <td>32.68</td> <td>0.00</td> <td>102</td> <td>301</td> <td>Average</td> </tr> <tr> <td>2</td> <td>2400.00</td> <td>81.24</td> <td>-----</td> <td>74.40</td> <td>32.74</td> <td>6.73</td> <td>32.63</td> <td>0.00</td> <td>102</td> <td>301</td> <td>Average</td> </tr> <tr> <td>3</td> <td>3619.00</td> <td>98.27</td> <td>-----</td> <td>88.80</td> <td>33.24</td> <td>8.26</td> <td>32.03</td> <td>0.00</td> <td>102</td> <td>301</td> <td>Average</td> </tr> <tr> <td>4</td> <td>7120.00</td> <td>74.18</td> <td>-----</td> <td>59.69</td> <td>35.70</td> <td>11.58</td> <td>32.79</td> <td>0.00</td> <td>102</td> <td>301</td> <td>Average</td> </tr> <tr> <td>5</td> <td>7228.00</td> <td>62.06</td> <td>-----</td> <td>47.54</td> <td>35.71</td> <td>11.66</td> <td>32.85</td> <td>0.00</td> <td>102</td> <td>301</td> <td>Average</td> </tr> </tbody> </table>	Limit	Over	Read	Ant	Cable	Preamp	Aux	APos	TPos	Remark	Freq	Level	Line	Limit	Level	Factor	Loss	Factor	Factor	Factor	MHz	dBuV/m	dBuV/m	dB	dBuV	dB/m	dB	dB	cm	deg	1	2462.00	78.90	-----	72.28	32.60	6.70	32.68	0.00	102	301	Average	2	2400.00	81.24	-----	74.40	32.74	6.73	32.63	0.00	102	301	Average	3	3619.00	98.27	-----	88.80	33.24	8.26	32.03	0.00	102	301	Average	4	7120.00	74.18	-----	59.69	35.70	11.58	32.79	0.00	102	301	Average	5	7228.00	62.06	-----	47.54	35.71	11.66	32.85	0.00	102	301	Average
	Limit	Read	Ant	Cable	Preamp	Aux	APos	TPos	Remark																																																																																																																												
Freq	Level	Line	Margin	Level	Factor	Loss	Factor	Factor																																																																																																																													
MHz	dBuV/m	dBuV/m	dB	dBuV	dB/m	dB	dB	cm	deg																																																																																																																												
1	7125.01	65.06	68.20	-3.14	50.56	35.70	11.59	32.79	0.00	102	301	AVERAGE																																																																																																																									
Limit	Over	Read	Ant	Cable	Preamp	Aux	APos	TPos	Remark																																																																																																																												
Freq	Level	Line	Limit	Level	Factor	Loss	Factor	Factor	Factor																																																																																																																												
MHz	dBuV/m	dBuV/m	dB	dBuV	dB/m	dB	dB	cm	deg																																																																																																																												
1	2462.00	78.90	-----	72.28	32.60	6.70	32.68	0.00	102	301	Average																																																																																																																										
2	2400.00	81.24	-----	74.40	32.74	6.73	32.63	0.00	102	301	Average																																																																																																																										
3	3619.00	98.27	-----	88.80	33.24	8.26	32.03	0.00	102	301	Average																																																																																																																										
4	7120.00	74.18	-----	59.69	35.70	11.58	32.79	0.00	102	301	Average																																																																																																																										
5	7228.00	62.06	-----	47.54	35.71	11.66	32.85	0.00	102	301	Average																																																																																																																										

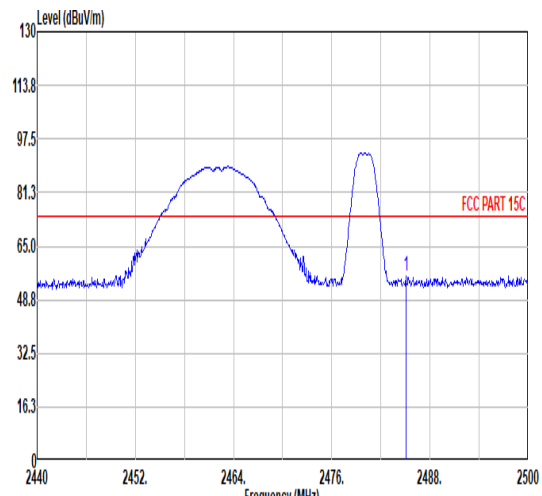
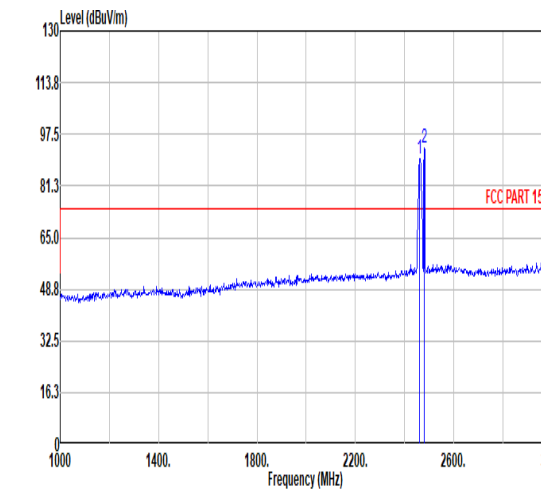
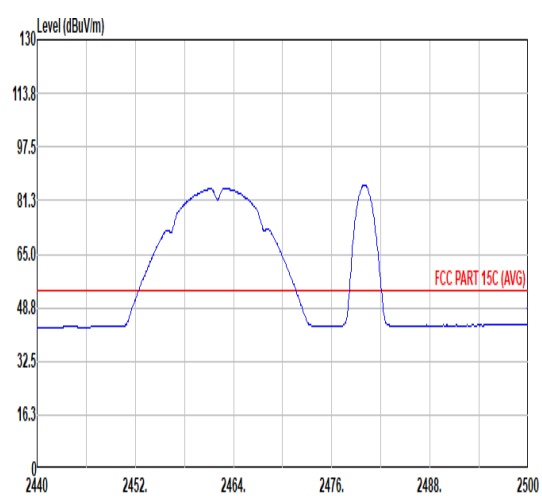
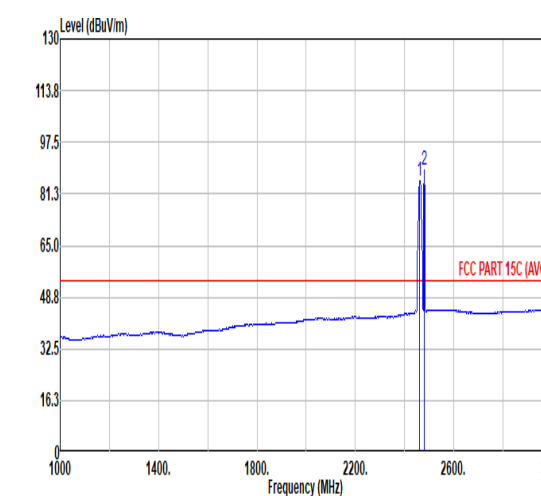


	73																																																																																																																
Mode	Harmonic																																																																																																																
	U-NII-8_6.875-7.125_802.11ax HE20_CH233_7115MHz																																																																																																																
ANT	3																																																																																																																
Pol.	Horizontal	Vertical																																																																																																															
Peak Avg																																																																																																																	
	<table border="1"> <thead> <tr> <th>Limit</th> <th>Over</th> <th>Read</th> <th>Ant</th> <th>Cable</th> <th>Preamp</th> <th>Aux</th> <th>APos</th> <th>TPos</th> <th>Remark</th> </tr> <tr> <th>Freq</th> <th>Level</th> <th>Line</th> <th>Level</th> <th>Factor</th> <th>Loss</th> <th>Factor</th> <th>Factor</th> <th></th> <th></th> </tr> <tr> <th>MHz</th> <th>dBuV/m</th> <th>dBuV/m</th> <th>dB</th> <th>dBuV</th> <th>dB/m</th> <th>dB</th> <th>dB</th> <th>cm</th> <th>deg</th> </tr> </thead> <tbody> <tr> <td>1</td> <td>10848.00</td> <td>49.09</td> <td>55.20</td> <td>-6.11</td> <td>57.61</td> <td>37.90</td> <td>14.46</td> <td>60.88</td> <td>0.00</td> <td>---</td> <td>---</td> <td>Average</td> </tr> <tr> <td>2</td> <td>14230.00</td> <td>46.65</td> <td>88.20</td> <td>-41.55</td> <td>50.27</td> <td>39.13</td> <td>16.68</td> <td>59.43</td> <td>0.00</td> <td>---</td> <td>---</td> <td>PEAK</td> </tr> </tbody> </table>	Limit	Over	Read	Ant	Cable	Preamp	Aux	APos	TPos	Remark	Freq	Level	Line	Level	Factor	Loss	Factor	Factor			MHz	dBuV/m	dBuV/m	dB	dBuV	dB/m	dB	dB	cm	deg	1	10848.00	49.09	55.20	-6.11	57.61	37.90	14.46	60.88	0.00	---	---	Average	2	14230.00	46.65	88.20	-41.55	50.27	39.13	16.68	59.43	0.00	---	---	PEAK	<table border="1"> <thead> <tr> <th>Limit</th> <th>Over</th> <th>Read</th> <th>Ant</th> <th>Cable</th> <th>Preamp</th> <th>Aux</th> <th>APos</th> <th>TPos</th> <th>Remark</th> </tr> <tr> <th>Freq</th> <th>Level</th> <th>Line</th> <th>Level</th> <th>Factor</th> <th>Loss</th> <th>Factor</th> <th>Factor</th> <th></th> <th></th> </tr> <tr> <th>MHz</th> <th>dBuV/m</th> <th>dBuV/m</th> <th>dB</th> <th>dBuV</th> <th>dB/m</th> <th>dB</th> <th>dB</th> <th>cm</th> <th>deg</th> </tr> </thead> <tbody> <tr> <td>1</td> <td>10856.00</td> <td>48.57</td> <td>55.20</td> <td>-6.63</td> <td>57.08</td> <td>37.90</td> <td>14.47</td> <td>60.88</td> <td>0.00</td> <td>300</td> <td>236</td> <td>Average</td> </tr> <tr> <td>2</td> <td>14230.00</td> <td>46.99</td> <td>88.20</td> <td>-41.21</td> <td>50.61</td> <td>39.13</td> <td>16.68</td> <td>59.43</td> <td>0.00</td> <td>---</td> <td>---</td> <td>PEAK</td> </tr> </tbody> </table>	Limit	Over	Read	Ant	Cable	Preamp	Aux	APos	TPos	Remark	Freq	Level	Line	Level	Factor	Loss	Factor	Factor			MHz	dBuV/m	dBuV/m	dB	dBuV	dB/m	dB	dB	cm	deg	1	10856.00	48.57	55.20	-6.63	57.08	37.90	14.47	60.88	0.00	300	236	Average	2	14230.00	46.99	88.20	-41.21	50.61	39.13	16.68	59.43	0.00	---	---
Limit	Over	Read	Ant	Cable	Preamp	Aux	APos	TPos	Remark																																																																																																								
Freq	Level	Line	Level	Factor	Loss	Factor	Factor																																																																																																										
MHz	dBuV/m	dBuV/m	dB	dBuV	dB/m	dB	dB	cm	deg																																																																																																								
1	10848.00	49.09	55.20	-6.11	57.61	37.90	14.46	60.88	0.00	---	---	Average																																																																																																					
2	14230.00	46.65	88.20	-41.55	50.27	39.13	16.68	59.43	0.00	---	---	PEAK																																																																																																					
Limit	Over	Read	Ant	Cable	Preamp	Aux	APos	TPos	Remark																																																																																																								
Freq	Level	Line	Level	Factor	Loss	Factor	Factor																																																																																																										
MHz	dBuV/m	dBuV/m	dB	dBuV	dB/m	dB	dB	cm	deg																																																																																																								
1	10856.00	48.57	55.20	-6.63	57.08	37.90	14.47	60.88	0.00	300	236	Average																																																																																																					
2	14230.00	46.99	88.20	-41.21	50.61	39.13	16.68	59.43	0.00	---	---	PEAK																																																																																																					



	73																																																																																														
Mode	Band Edge																																																																																														
	2400-2483.5_2400-2483.5_Bluetooth-LE_GSKF_CH39_2480MHz																																																																																														
ANT	2																																																																																														
Pol.	Horizontal	Fundamental																																																																																													
Peak	<table border="1"> <thead> <tr> <th>Limit</th> <th>Read</th> <th>Ant</th> <th>Cable</th> <th>Preamp</th> <th>Aux</th> <th>APos</th> <th>TPos</th> <th>Remark</th> </tr> <tr> <th>Freq</th> <th>Level</th> <th>Line</th> <th>Margin</th> <th>Level</th> <th>Factor</th> <th>Loss</th> <th>Factor</th> <th>Factor</th> </tr> <tr> <th>MHz</th> <th>dBuV/m</th> <th>dBuV/m</th> <th>dB</th> <th>dBuV</th> <th>dB/m</th> <th>dB</th> <th>dB</th> <th>dB</th> </tr> </thead> <tbody> <tr> <td>1</td> <td>2488.06</td> <td>56.65</td> <td>74.00</td> <td>-17.35</td> <td>43.72</td> <td>32.80</td> <td>6.74</td> <td>32.61</td> <td>6.00</td> <td>100</td> <td>83</td> <td>PEAK</td> </tr> </tbody> </table>	Limit	Read	Ant	Cable	Preamp	Aux	APos	TPos	Remark	Freq	Level	Line	Margin	Level	Factor	Loss	Factor	Factor	MHz	dBuV/m	dBuV/m	dB	dBuV	dB/m	dB	dB	dB	1	2488.06	56.65	74.00	-17.35	43.72	32.80	6.74	32.61	6.00	100	83	PEAK	<table border="1"> <thead> <tr> <th>Limit</th> <th>Read</th> <th>Ant</th> <th>Cable</th> <th>Preamp</th> <th>Aux</th> <th>APos</th> <th>TPos</th> <th>Remark</th> </tr> <tr> <th>Freq</th> <th>Level</th> <th>Line</th> <th>Margin</th> <th>Level</th> <th>Factor</th> <th>Loss</th> <th>Factor</th> <th>Factor</th> </tr> <tr> <th>MHz</th> <th>dBuV/m</th> <th>dBuV/m</th> <th>dB</th> <th>dBuV</th> <th>dB/m</th> <th>dB</th> <th>dB</th> <th>dB</th> </tr> </thead> <tbody> <tr> <td>1</td> <td>2462.00</td> <td>96.28</td> <td>-----</td> <td>-----</td> <td>83.66</td> <td>32.60</td> <td>6.70</td> <td>32.68</td> <td>6.00</td> <td>100</td> <td>83</td> <td>Peak</td> </tr> <tr> <td>2</td> <td>2480.00</td> <td>97.25</td> <td>-----</td> <td>-----</td> <td>84.41</td> <td>32.74</td> <td>6.73</td> <td>32.63</td> <td>6.00</td> <td>100</td> <td>83</td> <td>PEAK</td> </tr> </tbody> </table>	Limit	Read	Ant	Cable	Preamp	Aux	APos	TPos	Remark	Freq	Level	Line	Margin	Level	Factor	Loss	Factor	Factor	MHz	dBuV/m	dBuV/m	dB	dBuV	dB/m	dB	dB	dB	1	2462.00	96.28	-----	-----	83.66	32.60	6.70	32.68	6.00	100	83	Peak	2	2480.00	97.25	-----	-----	84.41	32.74	6.73	32.63	6.00	100	83	PEAK
	Limit	Read	Ant	Cable	Preamp	Aux	APos	TPos	Remark																																																																																						
Freq	Level	Line	Margin	Level	Factor	Loss	Factor	Factor																																																																																							
MHz	dBuV/m	dBuV/m	dB	dBuV	dB/m	dB	dB	dB																																																																																							
1	2488.06	56.65	74.00	-17.35	43.72	32.80	6.74	32.61	6.00	100	83	PEAK																																																																																			
Limit	Read	Ant	Cable	Preamp	Aux	APos	TPos	Remark																																																																																							
Freq	Level	Line	Margin	Level	Factor	Loss	Factor	Factor																																																																																							
MHz	dBuV/m	dBuV/m	dB	dBuV	dB/m	dB	dB	dB																																																																																							
1	2462.00	96.28	-----	-----	83.66	32.60	6.70	32.68	6.00	100	83	Peak																																																																																			
2	2480.00	97.25	-----	-----	84.41	32.74	6.73	32.63	6.00	100	83	PEAK																																																																																			
Avg	<table border="1"> <thead> <tr> <th>Limit</th> <th>Read</th> <th>Ant</th> <th>Cable</th> <th>Preamp</th> <th>Aux</th> <th>APos</th> <th>TPos</th> <th>Remark</th> </tr> <tr> <th>Freq</th> <th>Level</th> <th>Line</th> <th>Margin</th> <th>Level</th> <th>Factor</th> <th>Loss</th> <th>Factor</th> <th>Factor</th> </tr> <tr> <th>MHz</th> <th>dBuV/m</th> <th>dBuV/m</th> <th>dB</th> <th>dBuV</th> <th>dB/m</th> <th>dB</th> <th>dB</th> <th>dB</th> </tr> </thead> <tbody> <tr> <td>1</td> <td>2483.50</td> <td>43.97</td> <td>54.00</td> <td>-10.03</td> <td>31.10</td> <td>32.77</td> <td>6.73</td> <td>32.63</td> <td>6.00</td> <td>100</td> <td>83</td> <td>AVERAGE</td> </tr> </tbody> </table>	Limit	Read	Ant	Cable	Preamp	Aux	APos	TPos	Remark	Freq	Level	Line	Margin	Level	Factor	Loss	Factor	Factor	MHz	dBuV/m	dBuV/m	dB	dBuV	dB/m	dB	dB	dB	1	2483.50	43.97	54.00	-10.03	31.10	32.77	6.73	32.63	6.00	100	83	AVERAGE	<table border="1"> <thead> <tr> <th>Limit</th> <th>Read</th> <th>Ant</th> <th>Cable</th> <th>Preamp</th> <th>Aux</th> <th>APos</th> <th>TPos</th> <th>Remark</th> </tr> <tr> <th>Freq</th> <th>Level</th> <th>Line</th> <th>Margin</th> <th>Level</th> <th>Factor</th> <th>Loss</th> <th>Factor</th> <th>Factor</th> </tr> <tr> <th>MHz</th> <th>dBuV/m</th> <th>dBuV/m</th> <th>dB</th> <th>dBuV</th> <th>dB/m</th> <th>dB</th> <th>dB</th> <th>dB</th> </tr> </thead> <tbody> <tr> <td>1</td> <td>2462.00</td> <td>91.68</td> <td>-----</td> <td>-----</td> <td>79.06</td> <td>32.60</td> <td>6.70</td> <td>32.68</td> <td>6.00</td> <td>100</td> <td>83</td> <td>Average</td> </tr> <tr> <td>2</td> <td>2480.00</td> <td>92.87</td> <td>-----</td> <td>-----</td> <td>80.03</td> <td>32.74</td> <td>6.73</td> <td>32.63</td> <td>6.00</td> <td>100</td> <td>83</td> <td>AVERAGE</td> </tr> </tbody> </table>	Limit	Read	Ant	Cable	Preamp	Aux	APos	TPos	Remark	Freq	Level	Line	Margin	Level	Factor	Loss	Factor	Factor	MHz	dBuV/m	dBuV/m	dB	dBuV	dB/m	dB	dB	dB	1	2462.00	91.68	-----	-----	79.06	32.60	6.70	32.68	6.00	100	83	Average	2	2480.00	92.87	-----	-----	80.03	32.74	6.73	32.63	6.00	100	83	AVERAGE
	Limit	Read	Ant	Cable	Preamp	Aux	APos	TPos	Remark																																																																																						
Freq	Level	Line	Margin	Level	Factor	Loss	Factor	Factor																																																																																							
MHz	dBuV/m	dBuV/m	dB	dBuV	dB/m	dB	dB	dB																																																																																							
1	2483.50	43.97	54.00	-10.03	31.10	32.77	6.73	32.63	6.00	100	83	AVERAGE																																																																																			
Limit	Read	Ant	Cable	Preamp	Aux	APos	TPos	Remark																																																																																							
Freq	Level	Line	Margin	Level	Factor	Loss	Factor	Factor																																																																																							
MHz	dBuV/m	dBuV/m	dB	dBuV	dB/m	dB	dB	dB																																																																																							
1	2462.00	91.68	-----	-----	79.06	32.60	6.70	32.68	6.00	100	83	Average																																																																																			
2	2480.00	92.87	-----	-----	80.03	32.74	6.73	32.63	6.00	100	83	AVERAGE																																																																																			

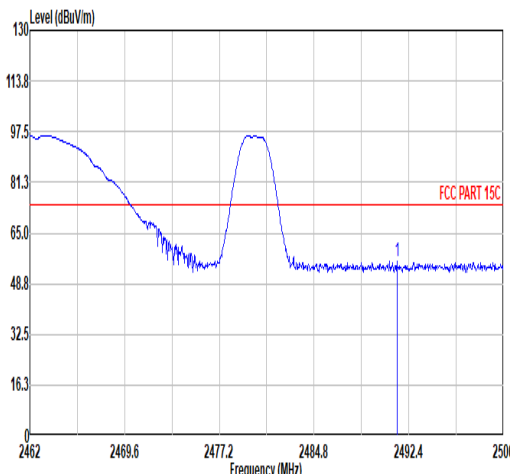
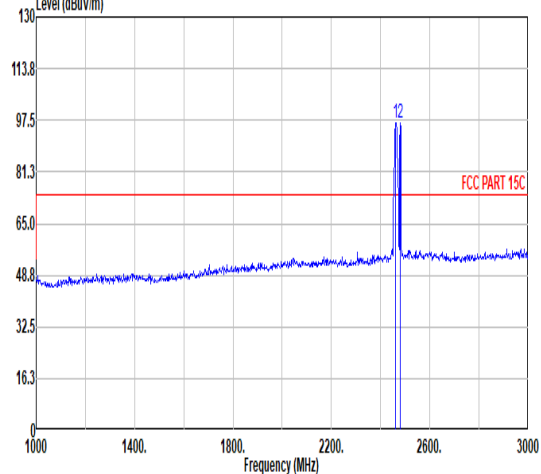
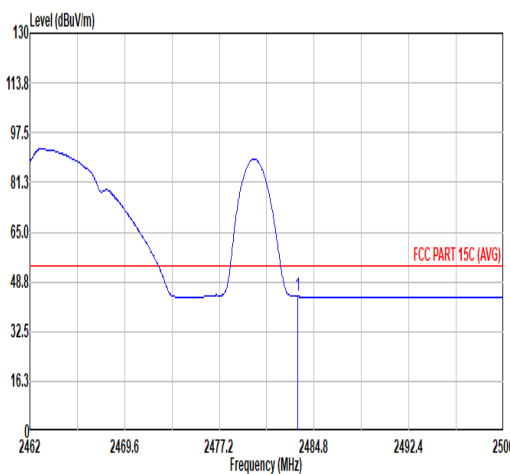
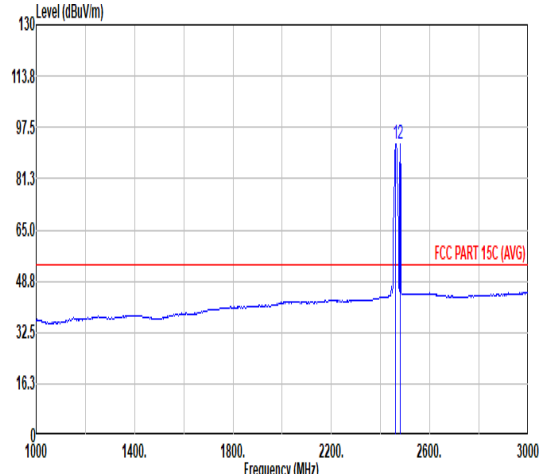


		73																																																																																													
Mode		Band Edge																																																																																													
		2400-2483.5_2400-2483.5_Bluetooth-LE_GSKF_CH39_2480MHz																																																																																													
ANT		2																																																																																													
Pol.		Vertical	Fundamental																																																																																												
Peak	 <p>Level (dBuV/m) vs Frequency (MHz) plot for Vertical polarization. The plot shows a signal between 2440 and 2500 MHz. A red horizontal line indicates the FCC PART 15C limit at approximately 75 dBuV/m. A peak is observed at 2480 MHz, reaching approximately 93.30 dBuV/m.</p> <table border="1"> <thead> <tr> <th>Limit</th> <th>Read</th> <th>Ant</th> <th>Cable</th> <th>Preamp</th> <th>Aux</th> <th>APos</th> <th>TPos</th> <th>Remark</th> </tr> <tr> <th>Freq</th> <th>Level</th> <th>Line</th> <th>Margin</th> <th>Level</th> <th>Factor</th> <th>Loss</th> <th>Factor</th> <th>Factor</th> </tr> <tr> <th>MHz</th> <th>dBuV/m</th> <th>dBuV/m</th> <th>dB</th> <th>dBuV</th> <th>dB/m</th> <th>dB</th> <th>dB</th> <th>dB</th> </tr> </thead> <tbody> <tr> <td>1</td> <td>2485.06</td> <td>55.79</td> <td>74.00</td> <td>-18.21</td> <td>42.90</td> <td>32.78</td> <td>6.73</td> <td>32.62</td> <td>6.00</td> <td>250</td> <td>360</td> <td>PEAK</td> </tr> </tbody> </table>	Limit	Read	Ant	Cable	Preamp	Aux	APos	TPos	Remark	Freq	Level	Line	Margin	Level	Factor	Loss	Factor	Factor	MHz	dBuV/m	dBuV/m	dB	dBuV	dB/m	dB	dB	dB	1	2485.06	55.79	74.00	-18.21	42.90	32.78	6.73	32.62	6.00	250	360	PEAK	 <p>Level (dBuV/m) vs Frequency (MHz) plot for Fundamental polarization. The plot shows a signal between 1000 and 3000 MHz. A red horizontal line indicates the FCC PART 15C limit at approximately 75 dBuV/m. A sharp peak is observed at 2480 MHz, reaching approximately 93.30 dBuV/m.</p> <table border="1"> <thead> <tr> <th>Limit</th> <th>Read</th> <th>Ant</th> <th>Cable</th> <th>Preamp</th> <th>Aux</th> <th>APos</th> <th>TPos</th> <th>Remark</th> </tr> <tr> <th>Freq</th> <th>Level</th> <th>Line</th> <th>Margin</th> <th>Level</th> <th>Factor</th> <th>Loss</th> <th>Factor</th> <th>Factor</th> </tr> <tr> <th>MHz</th> <th>dBuV/m</th> <th>dBuV/m</th> <th>dB</th> <th>dBuV</th> <th>dB/m</th> <th>dB</th> <th>dB</th> <th>dB</th> </tr> </thead> <tbody> <tr> <td>1</td> <td>2462.00</td> <td>89.56</td> <td>-----</td> <td>-----</td> <td>76.94</td> <td>32.60</td> <td>6.70</td> <td>32.68</td> <td>6.00</td> <td>250</td> <td>360</td> <td>Peak</td> </tr> <tr> <td>2</td> <td>2480.00</td> <td>93.30</td> <td>-----</td> <td>-----</td> <td>80.46</td> <td>32.74</td> <td>6.73</td> <td>32.63</td> <td>6.00</td> <td>250</td> <td>360</td> <td>PEAK</td> </tr> </tbody> </table>	Limit	Read	Ant	Cable	Preamp	Aux	APos	TPos	Remark	Freq	Level	Line	Margin	Level	Factor	Loss	Factor	Factor	MHz	dBuV/m	dBuV/m	dB	dBuV	dB/m	dB	dB	dB	1	2462.00	89.56	-----	-----	76.94	32.60	6.70	32.68	6.00	250	360	Peak	2	2480.00	93.30	-----	-----	80.46	32.74	6.73	32.63	6.00	250	360	PEAK
Limit	Read	Ant	Cable	Preamp	Aux	APos	TPos	Remark																																																																																							
Freq	Level	Line	Margin	Level	Factor	Loss	Factor	Factor																																																																																							
MHz	dBuV/m	dBuV/m	dB	dBuV	dB/m	dB	dB	dB																																																																																							
1	2485.06	55.79	74.00	-18.21	42.90	32.78	6.73	32.62	6.00	250	360	PEAK																																																																																			
Limit	Read	Ant	Cable	Preamp	Aux	APos	TPos	Remark																																																																																							
Freq	Level	Line	Margin	Level	Factor	Loss	Factor	Factor																																																																																							
MHz	dBuV/m	dBuV/m	dB	dBuV	dB/m	dB	dB	dB																																																																																							
1	2462.00	89.56	-----	-----	76.94	32.60	6.70	32.68	6.00	250	360	Peak																																																																																			
2	2480.00	93.30	-----	-----	80.46	32.74	6.73	32.63	6.00	250	360	PEAK																																																																																			
Avg	 <p>Level (dBuV/m) vs Frequency (MHz) plot for Average Vertical polarization. The plot shows a signal between 2440 and 2500 MHz. A red horizontal line indicates the FCC PART 15C (AVG) limit at approximately 54 dBuV/m. A peak is observed at 2480 MHz, reaching approximately 88.89 dBuV/m.</p> <table border="1"> <thead> <tr> <th>Limit</th> <th>Read</th> <th>Ant</th> <th>Cable</th> <th>Preamp</th> <th>Aux</th> <th>APos</th> <th>TPos</th> <th>Remark</th> </tr> <tr> <th>Freq</th> <th>Level</th> <th>Line</th> <th>Margin</th> <th>Level</th> <th>Factor</th> <th>Loss</th> <th>Factor</th> <th>Factor</th> </tr> <tr> <th>MHz</th> <th>dBuV/m</th> <th>dBuV/m</th> <th>dB</th> <th>dBuV</th> <th>dB/m</th> <th>dB</th> <th>dB</th> <th>dB</th> </tr> </thead> <tbody> <tr> <td>1</td> <td>2500.00</td> <td>43.54</td> <td>54.00</td> <td>-10.46</td> <td>30.46</td> <td>32.90</td> <td>6.76</td> <td>32.58</td> <td>6.00</td> <td>250</td> <td>360</td> <td>AVERAGE</td> </tr> </tbody> </table>	Limit	Read	Ant	Cable	Preamp	Aux	APos	TPos	Remark	Freq	Level	Line	Margin	Level	Factor	Loss	Factor	Factor	MHz	dBuV/m	dBuV/m	dB	dBuV	dB/m	dB	dB	dB	1	2500.00	43.54	54.00	-10.46	30.46	32.90	6.76	32.58	6.00	250	360	AVERAGE	 <p>Level (dBuV/m) vs Frequency (MHz) plot for Average Fundamental polarization. The plot shows a signal between 1000 and 3000 MHz. A red horizontal line indicates the FCC PART 15C (AVG) limit at approximately 54 dBuV/m. A sharp peak is observed at 2480 MHz, reaching approximately 88.89 dBuV/m.</p> <table border="1"> <thead> <tr> <th>Limit</th> <th>Read</th> <th>Ant</th> <th>Cable</th> <th>Preamp</th> <th>Aux</th> <th>APos</th> <th>TPos</th> <th>Remark</th> </tr> <tr> <th>Freq</th> <th>Level</th> <th>Line</th> <th>Margin</th> <th>Level</th> <th>Factor</th> <th>Loss</th> <th>Factor</th> <th>Factor</th> </tr> <tr> <th>MHz</th> <th>dBuV/m</th> <th>dBuV/m</th> <th>dB</th> <th>dBuV</th> <th>dB/m</th> <th>dB</th> <th>dB</th> <th>dB</th> </tr> </thead> <tbody> <tr> <td>1</td> <td>2462.00</td> <td>85.18</td> <td>-----</td> <td>-----</td> <td>72.56</td> <td>32.60</td> <td>6.70</td> <td>32.68</td> <td>6.00</td> <td>250</td> <td>360</td> <td>Average</td> </tr> <tr> <td>2</td> <td>2480.00</td> <td>88.89</td> <td>-----</td> <td>-----</td> <td>76.05</td> <td>32.74</td> <td>6.73</td> <td>32.63</td> <td>6.00</td> <td>250</td> <td>360</td> <td>AVERAGE</td> </tr> </tbody> </table>	Limit	Read	Ant	Cable	Preamp	Aux	APos	TPos	Remark	Freq	Level	Line	Margin	Level	Factor	Loss	Factor	Factor	MHz	dBuV/m	dBuV/m	dB	dBuV	dB/m	dB	dB	dB	1	2462.00	85.18	-----	-----	72.56	32.60	6.70	32.68	6.00	250	360	Average	2	2480.00	88.89	-----	-----	76.05	32.74	6.73	32.63	6.00	250	360	AVERAGE
Limit	Read	Ant	Cable	Preamp	Aux	APos	TPos	Remark																																																																																							
Freq	Level	Line	Margin	Level	Factor	Loss	Factor	Factor																																																																																							
MHz	dBuV/m	dBuV/m	dB	dBuV	dB/m	dB	dB	dB																																																																																							
1	2500.00	43.54	54.00	-10.46	30.46	32.90	6.76	32.58	6.00	250	360	AVERAGE																																																																																			
Limit	Read	Ant	Cable	Preamp	Aux	APos	TPos	Remark																																																																																							
Freq	Level	Line	Margin	Level	Factor	Loss	Factor	Factor																																																																																							
MHz	dBuV/m	dBuV/m	dB	dBuV	dB/m	dB	dB	dB																																																																																							
1	2462.00	85.18	-----	-----	72.56	32.60	6.70	32.68	6.00	250	360	Average																																																																																			
2	2480.00	88.89	-----	-----	76.05	32.74	6.73	32.63	6.00	250	360	AVERAGE																																																																																			

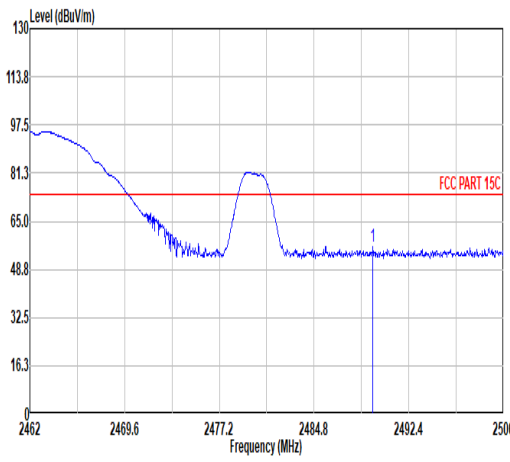
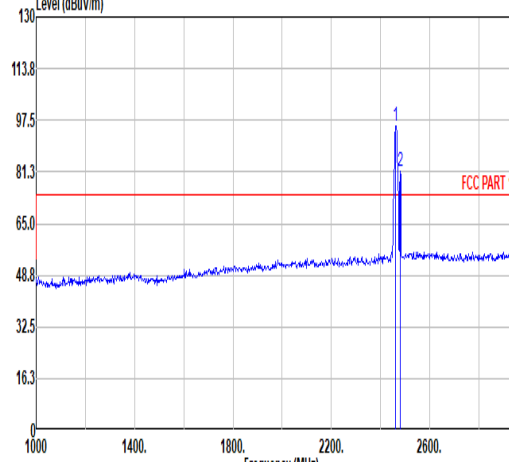
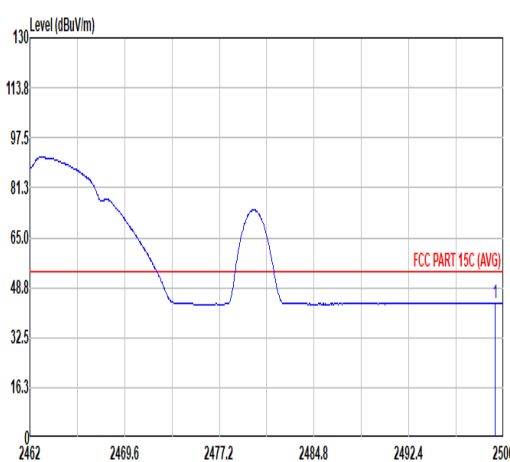
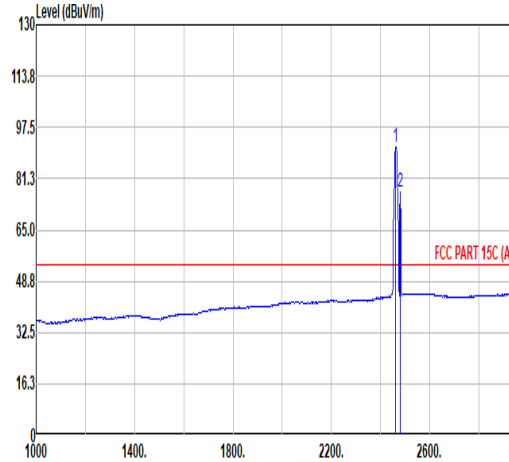


Mode	73																																																																																																											
	Harmonic																																																																																																											
	2400-2483.5_2400-2483.5_Bluetooth-LE_GSKF_CH39_2480MHz																																																																																																											
ANT	2																																																																																																											
Pol.	Horizontal	Vertical																																																																																																										
Peak Avg	<table border="1"> <thead> <tr> <th>Limit</th> <th>Read</th> <th>Ant</th> <th>Cable</th> <th>Preamp</th> <th>Aux</th> <th>APos</th> <th>TPos</th> <th>Remark</th> </tr> <tr> <th>Freq</th> <th>Level</th> <th>Line</th> <th>Margin</th> <th>Level</th> <th>Factor</th> <th>Loss</th> <th>Factor</th> <th>Factor</th> </tr> <tr> <th>MHz</th> <th>dBuV/m</th> <th>dBuV/m</th> <th>dB</th> <th>dBuV</th> <th>dB/m</th> <th>dB</th> <th>dB</th> <th>dB</th> </tr> </thead> <tbody> <tr> <td>1</td> <td>4960.00</td> <td>41.88</td> <td>74.00</td> <td>-32.12</td> <td>58.89</td> <td>34.18</td> <td>9.61</td> <td>60.80</td> <td>0.00</td> <td>---</td> <td>---</td> <td>PEAK</td> </tr> <tr> <td>2</td> <td>7440.00</td> <td>43.97</td> <td>74.00</td> <td>-30.03</td> <td>57.12</td> <td>35.70</td> <td>11.77</td> <td>60.62</td> <td>0.00</td> <td>---</td> <td>---</td> <td>PEAK</td> </tr> </tbody> </table>	Limit	Read	Ant	Cable	Preamp	Aux	APos	TPos	Remark	Freq	Level	Line	Margin	Level	Factor	Loss	Factor	Factor	MHz	dBuV/m	dBuV/m	dB	dBuV	dB/m	dB	dB	dB	1	4960.00	41.88	74.00	-32.12	58.89	34.18	9.61	60.80	0.00	---	---	PEAK	2	7440.00	43.97	74.00	-30.03	57.12	35.70	11.77	60.62	0.00	---	---	PEAK	<table border="1"> <thead> <tr> <th>Limit</th> <th>Read</th> <th>Ant</th> <th>Cable</th> <th>Preamp</th> <th>Aux</th> <th>APos</th> <th>TPos</th> <th>Remark</th> </tr> <tr> <th>Freq</th> <th>Level</th> <th>Line</th> <th>Margin</th> <th>Level</th> <th>Factor</th> <th>Loss</th> <th>Factor</th> <th>Factor</th> </tr> <tr> <th>MHz</th> <th>dBuV/m</th> <th>dBuV/m</th> <th>dB</th> <th>dBuV</th> <th>dB/m</th> <th>dB</th> <th>dB</th> <th>dB</th> </tr> </thead> <tbody> <tr> <td>1</td> <td>4960.00</td> <td>42.96</td> <td>74.00</td> <td>-31.04</td> <td>59.97</td> <td>34.18</td> <td>9.61</td> <td>60.80</td> <td>0.00</td> <td>---</td> <td>---</td> <td>PEAK</td> </tr> <tr> <td>2</td> <td>7440.00</td> <td>45.03</td> <td>74.00</td> <td>-28.97</td> <td>58.18</td> <td>35.70</td> <td>11.77</td> <td>60.62</td> <td>0.00</td> <td>---</td> <td>---</td> <td>PEAK</td> </tr> </tbody> </table>	Limit	Read	Ant	Cable	Preamp	Aux	APos	TPos	Remark	Freq	Level	Line	Margin	Level	Factor	Loss	Factor	Factor	MHz	dBuV/m	dBuV/m	dB	dBuV	dB/m	dB	dB	dB	1	4960.00	42.96	74.00	-31.04	59.97	34.18	9.61	60.80	0.00	---	---	PEAK	2	7440.00	45.03	74.00	-28.97	58.18	35.70	11.77	60.62	0.00	---	---	PEAK
Limit	Read	Ant	Cable	Preamp	Aux	APos	TPos	Remark																																																																																																				
Freq	Level	Line	Margin	Level	Factor	Loss	Factor	Factor																																																																																																				
MHz	dBuV/m	dBuV/m	dB	dBuV	dB/m	dB	dB	dB																																																																																																				
1	4960.00	41.88	74.00	-32.12	58.89	34.18	9.61	60.80	0.00	---	---	PEAK																																																																																																
2	7440.00	43.97	74.00	-30.03	57.12	35.70	11.77	60.62	0.00	---	---	PEAK																																																																																																
Limit	Read	Ant	Cable	Preamp	Aux	APos	TPos	Remark																																																																																																				
Freq	Level	Line	Margin	Level	Factor	Loss	Factor	Factor																																																																																																				
MHz	dBuV/m	dBuV/m	dB	dBuV	dB/m	dB	dB	dB																																																																																																				
1	4960.00	42.96	74.00	-31.04	59.97	34.18	9.61	60.80	0.00	---	---	PEAK																																																																																																
2	7440.00	45.03	74.00	-28.97	58.18	35.70	11.77	60.62	0.00	---	---	PEAK																																																																																																



		73																																																																																																									
Mode	Band Edge																																																																																																										
	2400-2483.5_2400-2483.5_802.11b_CH11_2462MHz																																																																																																										
ANT	4																																																																																																										
Pol.	Horizontal	Fundamental																																																																																																									
Peak	 <table border="1"> <thead> <tr> <th>Limit</th> <th>Read</th> <th>Ant</th> <th>Cable</th> <th>Aux</th> <th>APos</th> <th>TPos</th> <th colspan="2"></th> </tr> <tr> <th>Freq</th> <th>Level</th> <th>Line</th> <th>Margin</th> <th>Level</th> <th>Factor</th> <th>Loss</th> <th>Factor</th> <th>Factor</th> <th>cm</th> <th>deg</th> <th>Remark</th> </tr> <tr> <th>MHz</th> <th>dBuV/m</th> <th>dBuV/m</th> <th>dB</th> <th>dBuV</th> <th>dB/m</th> <th>dB</th> <th>dB</th> <th>dB</th> <th>cm</th> <th>deg</th> <th></th> </tr> </thead> <tbody> <tr> <td>1</td> <td>2491.45</td> <td>55.89</td> <td>74.00</td> <td>-18.11</td> <td>42.92</td> <td>32.83</td> <td>6.74</td> <td>32.60</td> <td>6.00</td> <td>104</td> <td>77</td> <td>PEAK</td> </tr> </tbody> </table>	Limit	Read	Ant	Cable	Aux	APos	TPos			Freq	Level	Line	Margin	Level	Factor	Loss	Factor	Factor	cm	deg	Remark	MHz	dBuV/m	dBuV/m	dB	dBuV	dB/m	dB	dB	dB	cm	deg		1	2491.45	55.89	74.00	-18.11	42.92	32.83	6.74	32.60	6.00	104	77	PEAK	 <table border="1"> <thead> <tr> <th>Limit</th> <th>Read</th> <th>Ant</th> <th>Cable</th> <th>Aux</th> <th>APos</th> <th>TPos</th> <th colspan="2"></th> </tr> <tr> <th>Freq</th> <th>Level</th> <th>Line</th> <th>Margin</th> <th>Level</th> <th>Factor</th> <th>Loss</th> <th>Factor</th> <th>Factor</th> <th>cm</th> <th>deg</th> <th>Remark</th> </tr> <tr> <th>MHz</th> <th>dBuV/m</th> <th>dBuV/m</th> <th>dB</th> <th>dBuV</th> <th>dB/m</th> <th>dB</th> <th>dB</th> <th>dB</th> <th>cm</th> <th>deg</th> <th></th> </tr> </thead> <tbody> <tr> <td>1</td> <td>2462.00</td> <td>96.79</td> <td>-----</td> <td>-----</td> <td>84.15</td> <td>32.61</td> <td>6.71</td> <td>32.68</td> <td>6.00</td> <td>104</td> <td>77</td> <td>PEAK</td> </tr> <tr> <td>2</td> <td>2480.00</td> <td>96.48</td> <td>-----</td> <td>-----</td> <td>83.64</td> <td>32.74</td> <td>6.73</td> <td>32.63</td> <td>6.00</td> <td>104</td> <td>77</td> <td>Peak</td> </tr> </tbody> </table>	Limit	Read	Ant	Cable	Aux	APos	TPos			Freq	Level	Line	Margin	Level	Factor	Loss	Factor	Factor	cm	deg	Remark	MHz	dBuV/m	dBuV/m	dB	dBuV	dB/m	dB	dB	dB	cm	deg		1	2462.00	96.79	-----	-----	84.15	32.61	6.71	32.68	6.00	104	77	PEAK	2	2480.00	96.48	-----	-----	83.64	32.74	6.73	32.63	6.00	104	77	Peak
	Limit	Read	Ant	Cable	Aux	APos	TPos																																																																																																				
Freq	Level	Line	Margin	Level	Factor	Loss	Factor	Factor	cm	deg	Remark																																																																																																
MHz	dBuV/m	dBuV/m	dB	dBuV	dB/m	dB	dB	dB	cm	deg																																																																																																	
1	2491.45	55.89	74.00	-18.11	42.92	32.83	6.74	32.60	6.00	104	77	PEAK																																																																																															
Limit	Read	Ant	Cable	Aux	APos	TPos																																																																																																					
Freq	Level	Line	Margin	Level	Factor	Loss	Factor	Factor	cm	deg	Remark																																																																																																
MHz	dBuV/m	dBuV/m	dB	dBuV	dB/m	dB	dB	dB	cm	deg																																																																																																	
1	2462.00	96.79	-----	-----	84.15	32.61	6.71	32.68	6.00	104	77	PEAK																																																																																															
2	2480.00	96.48	-----	-----	83.64	32.74	6.73	32.63	6.00	104	77	Peak																																																																																															
Avg	 <table border="1"> <thead> <tr> <th>Limit</th> <th>Read</th> <th>Ant</th> <th>Cable</th> <th>Aux</th> <th>APos</th> <th>TPos</th> <th colspan="2"></th> </tr> <tr> <th>Freq</th> <th>Level</th> <th>Line</th> <th>Margin</th> <th>Level</th> <th>Factor</th> <th>Loss</th> <th>Factor</th> <th>Factor</th> <th>cm</th> <th>deg</th> <th>Remark</th> </tr> <tr> <th>MHz</th> <th>dBuV/m</th> <th>dBuV/m</th> <th>dB</th> <th>dBuV</th> <th>dB/m</th> <th>dB</th> <th>dB</th> <th>dB</th> <th>cm</th> <th>deg</th> <th></th> </tr> </thead> <tbody> <tr> <td>1</td> <td>2483.51</td> <td>43.97</td> <td>54.00</td> <td>-10.03</td> <td>31.10</td> <td>32.77</td> <td>6.73</td> <td>32.63</td> <td>6.00</td> <td>104</td> <td>77</td> <td>AVERAGE</td> </tr> </tbody> </table>	Limit	Read	Ant	Cable	Aux	APos	TPos			Freq	Level	Line	Margin	Level	Factor	Loss	Factor	Factor	cm	deg	Remark	MHz	dBuV/m	dBuV/m	dB	dBuV	dB/m	dB	dB	dB	cm	deg		1	2483.51	43.97	54.00	-10.03	31.10	32.77	6.73	32.63	6.00	104	77	AVERAGE	 <table border="1"> <thead> <tr> <th>Limit</th> <th>Read</th> <th>Ant</th> <th>Cable</th> <th>Aux</th> <th>APos</th> <th>TPos</th> <th colspan="2"></th> </tr> <tr> <th>Freq</th> <th>Level</th> <th>Line</th> <th>Margin</th> <th>Level</th> <th>Factor</th> <th>Loss</th> <th>Factor</th> <th>Factor</th> <th>cm</th> <th>deg</th> <th>Remark</th> </tr> <tr> <th>MHz</th> <th>dBuV/m</th> <th>dBuV/m</th> <th>dB</th> <th>dBuV</th> <th>dB/m</th> <th>dB</th> <th>dB</th> <th>dB</th> <th>cm</th> <th>deg</th> <th></th> </tr> </thead> <tbody> <tr> <td>1</td> <td>2462.00</td> <td>92.38</td> <td>-----</td> <td>-----</td> <td>79.76</td> <td>32.60</td> <td>6.70</td> <td>32.68</td> <td>6.00</td> <td>104</td> <td>77</td> <td>AVERAGE</td> </tr> <tr> <td>2</td> <td>2480.00</td> <td>92.15</td> <td>-----</td> <td>-----</td> <td>79.31</td> <td>32.74</td> <td>6.73</td> <td>32.63</td> <td>6.00</td> <td>104</td> <td>77</td> <td>Average</td> </tr> </tbody> </table>	Limit	Read	Ant	Cable	Aux	APos	TPos			Freq	Level	Line	Margin	Level	Factor	Loss	Factor	Factor	cm	deg	Remark	MHz	dBuV/m	dBuV/m	dB	dBuV	dB/m	dB	dB	dB	cm	deg		1	2462.00	92.38	-----	-----	79.76	32.60	6.70	32.68	6.00	104	77	AVERAGE	2	2480.00	92.15	-----	-----	79.31	32.74	6.73	32.63	6.00	104	77	Average
Limit	Read	Ant	Cable	Aux	APos	TPos																																																																																																					
Freq	Level	Line	Margin	Level	Factor	Loss	Factor	Factor	cm	deg	Remark																																																																																																
MHz	dBuV/m	dBuV/m	dB	dBuV	dB/m	dB	dB	dB	cm	deg																																																																																																	
1	2483.51	43.97	54.00	-10.03	31.10	32.77	6.73	32.63	6.00	104	77	AVERAGE																																																																																															
Limit	Read	Ant	Cable	Aux	APos	TPos																																																																																																					
Freq	Level	Line	Margin	Level	Factor	Loss	Factor	Factor	cm	deg	Remark																																																																																																
MHz	dBuV/m	dBuV/m	dB	dBuV	dB/m	dB	dB	dB	cm	deg																																																																																																	
1	2462.00	92.38	-----	-----	79.76	32.60	6.70	32.68	6.00	104	77	AVERAGE																																																																																															
2	2480.00	92.15	-----	-----	79.31	32.74	6.73	32.63	6.00	104	77	Average																																																																																															



	73																																																																												
Mode	Band Edge																																																																												
	2400-2483.5_2400-2483.5_802.11b_CH11_2462MHz																																																																												
ANT	4																																																																												
Pol.	Vertical	Fundamental																																																																											
Peak	 <table border="1"> <thead> <tr> <th>Limit</th> <th>Read</th> <th>Ant</th> <th>Cable</th> <th>Preamp</th> <th>Aux</th> <th>APos</th> <th>TPos</th> <th>Remark</th> </tr> <tr> <th>Freq Level Line Margin Level Factor Loss Factor Factor</th> <th>Level</th> <th>Factor</th> <th>Loss</th> <th>Factor</th> <th>Factor</th> <th>Factor</th> <th>cm</th> <th>deg</th> </tr> </thead> <tbody> <tr> <td>1</td> <td>2489.51</td> <td>56.44</td> <td>74.00</td> <td>-17.56</td> <td>43.49</td> <td>32.82</td> <td>6.74</td> <td>32.61</td> <td>6.00</td> <td>150</td> <td>360</td> <td>PEAK</td> </tr> </tbody> </table>	Limit	Read	Ant	Cable	Preamp	Aux	APos	TPos	Remark	Freq Level Line Margin Level Factor Loss Factor Factor	Level	Factor	Loss	Factor	Factor	Factor	cm	deg	1	2489.51	56.44	74.00	-17.56	43.49	32.82	6.74	32.61	6.00	150	360	PEAK	 <table border="1"> <thead> <tr> <th>Limit</th> <th>Read</th> <th>Ant</th> <th>Cable</th> <th>Preamp</th> <th>Aux</th> <th>APos</th> <th>TPos</th> <th>Remark</th> </tr> <tr> <th>Freq Level Line Margin Level Factor Loss Factor Factor</th> <th>Level</th> <th>Factor</th> <th>Loss</th> <th>Factor</th> <th>Factor</th> <th>Factor</th> <th>cm</th> <th>deg</th> </tr> </thead> <tbody> <tr> <td>1</td> <td>2462.00</td> <td>95.73</td> <td>-----</td> <td>-----</td> <td>83.11</td> <td>32.60</td> <td>6.70</td> <td>32.68</td> <td>6.00</td> <td>150</td> <td>360</td> <td>PEAK</td> </tr> <tr> <td>2</td> <td>2480.00</td> <td>81.64</td> <td>-----</td> <td>-----</td> <td>68.80</td> <td>32.74</td> <td>6.73</td> <td>32.63</td> <td>6.00</td> <td>150</td> <td>360</td> <td>Peak</td> </tr> </tbody> </table>	Limit	Read	Ant	Cable	Preamp	Aux	APos	TPos	Remark	Freq Level Line Margin Level Factor Loss Factor Factor	Level	Factor	Loss	Factor	Factor	Factor	cm	deg	1	2462.00	95.73	-----	-----	83.11	32.60	6.70	32.68	6.00	150	360	PEAK	2	2480.00	81.64	-----	-----	68.80	32.74	6.73	32.63	6.00	150	360	Peak
	Limit	Read	Ant	Cable	Preamp	Aux	APos	TPos	Remark																																																																				
Freq Level Line Margin Level Factor Loss Factor Factor	Level	Factor	Loss	Factor	Factor	Factor	cm	deg																																																																					
1	2489.51	56.44	74.00	-17.56	43.49	32.82	6.74	32.61	6.00	150	360	PEAK																																																																	
Limit	Read	Ant	Cable	Preamp	Aux	APos	TPos	Remark																																																																					
Freq Level Line Margin Level Factor Loss Factor Factor	Level	Factor	Loss	Factor	Factor	Factor	cm	deg																																																																					
1	2462.00	95.73	-----	-----	83.11	32.60	6.70	32.68	6.00	150	360	PEAK																																																																	
2	2480.00	81.64	-----	-----	68.80	32.74	6.73	32.63	6.00	150	360	Peak																																																																	
Avg	 <table border="1"> <thead> <tr> <th>Limit</th> <th>Read</th> <th>Ant</th> <th>Cable</th> <th>Preamp</th> <th>Aux</th> <th>APos</th> <th>TPos</th> <th>Remark</th> </tr> <tr> <th>Freq Level Line Margin Level Factor Loss Factor Factor</th> <th>Level</th> <th>Factor</th> <th>Loss</th> <th>Factor</th> <th>Factor</th> <th>Factor</th> <th>cm</th> <th>deg</th> </tr> </thead> <tbody> <tr> <td>1</td> <td>2499.35</td> <td>43.57</td> <td>54.00</td> <td>-10.43</td> <td>30.51</td> <td>32.89</td> <td>6.75</td> <td>32.58</td> <td>6.00</td> <td>150</td> <td>360</td> <td>AVERAGE</td> </tr> </tbody> </table>	Limit	Read	Ant	Cable	Preamp	Aux	APos	TPos	Remark	Freq Level Line Margin Level Factor Loss Factor Factor	Level	Factor	Loss	Factor	Factor	Factor	cm	deg	1	2499.35	43.57	54.00	-10.43	30.51	32.89	6.75	32.58	6.00	150	360	AVERAGE	 <table border="1"> <thead> <tr> <th>Limit</th> <th>Read</th> <th>Ant</th> <th>Cable</th> <th>Preamp</th> <th>Aux</th> <th>APos</th> <th>TPos</th> <th>Remark</th> </tr> <tr> <th>Freq Level Line Margin Level Factor Loss Factor Factor</th> <th>Level</th> <th>Factor</th> <th>Loss</th> <th>Factor</th> <th>Factor</th> <th>Factor</th> <th>cm</th> <th>deg</th> </tr> </thead> <tbody> <tr> <td>1</td> <td>2462.00</td> <td>91.33</td> <td>-----</td> <td>-----</td> <td>78.69</td> <td>32.61</td> <td>6.71</td> <td>32.68</td> <td>6.00</td> <td>150</td> <td>360</td> <td>AVERAGE</td> </tr> <tr> <td>2</td> <td>2480.00</td> <td>77.22</td> <td>-----</td> <td>-----</td> <td>64.38</td> <td>32.74</td> <td>6.73</td> <td>32.63</td> <td>6.00</td> <td>150</td> <td>360</td> <td>Average</td> </tr> </tbody> </table>	Limit	Read	Ant	Cable	Preamp	Aux	APos	TPos	Remark	Freq Level Line Margin Level Factor Loss Factor Factor	Level	Factor	Loss	Factor	Factor	Factor	cm	deg	1	2462.00	91.33	-----	-----	78.69	32.61	6.71	32.68	6.00	150	360	AVERAGE	2	2480.00	77.22	-----	-----	64.38	32.74	6.73	32.63	6.00	150	360	Average
	Limit	Read	Ant	Cable	Preamp	Aux	APos	TPos	Remark																																																																				
Freq Level Line Margin Level Factor Loss Factor Factor	Level	Factor	Loss	Factor	Factor	Factor	cm	deg																																																																					
1	2499.35	43.57	54.00	-10.43	30.51	32.89	6.75	32.58	6.00	150	360	AVERAGE																																																																	
Limit	Read	Ant	Cable	Preamp	Aux	APos	TPos	Remark																																																																					
Freq Level Line Margin Level Factor Loss Factor Factor	Level	Factor	Loss	Factor	Factor	Factor	cm	deg																																																																					
1	2462.00	91.33	-----	-----	78.69	32.61	6.71	32.68	6.00	150	360	AVERAGE																																																																	
2	2480.00	77.22	-----	-----	64.38	32.74	6.73	32.63	6.00	150	360	Average																																																																	



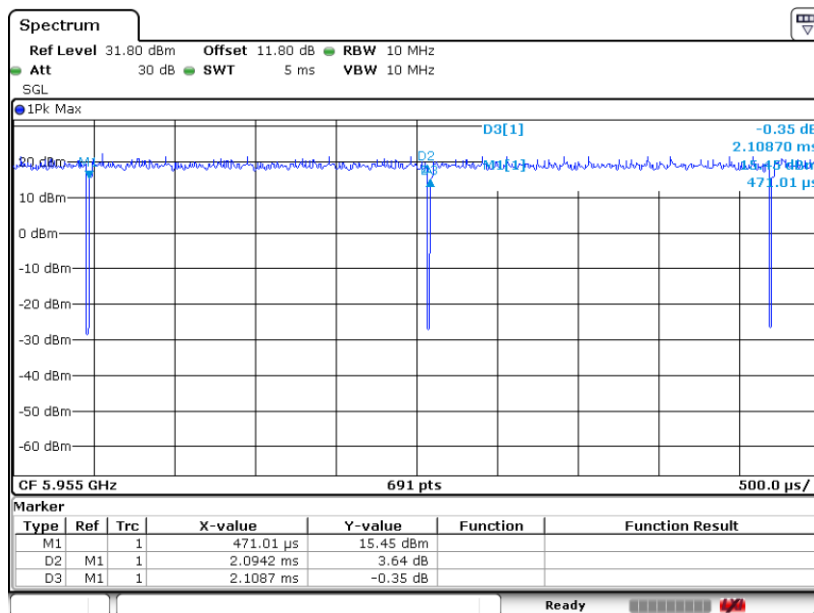
Mode	73																																																																																																											
	Harmonic																																																																																																											
	2400-2483.5_2400-2483.5_802.11b_CH11_2462MHz																																																																																																											
ANT	4																																																																																																											
Pol.	Horizontal	Vertical																																																																																																										
Peak Avg	<table border="1"> <thead> <tr> <th>Limit</th> <th>Read</th> <th>Ant</th> <th>Cable</th> <th>Preamp</th> <th>Aux</th> <th>APos</th> <th>TPos</th> <th>Remark</th> </tr> <tr> <th>Freq</th> <th>Level</th> <th>Line</th> <th>Margin</th> <th>Level</th> <th>Factor</th> <th>Loss</th> <th>Factor</th> <th>Factor</th> </tr> <tr> <th>MHz</th> <th>dBuV/m</th> <th>dBuV/m</th> <th>dB</th> <th>dBuV</th> <th>dB/m</th> <th>dB</th> <th>dB</th> <th>dB</th> </tr> </thead> <tbody> <tr> <td>1</td> <td>4924.00</td> <td>43.23</td> <td>74.00</td> <td>-30.77</td> <td>60.29</td> <td>34.20</td> <td>9.57</td> <td>60.83</td> <td>0.00</td> <td>---</td> <td>---</td> <td>PEAK</td> </tr> <tr> <td>2</td> <td>7386.00</td> <td>44.89</td> <td>74.00</td> <td>-29.11</td> <td>57.93</td> <td>35.73</td> <td>11.72</td> <td>60.49</td> <td>0.00</td> <td>---</td> <td>---</td> <td>PEAK</td> </tr> </tbody> </table>	Limit	Read	Ant	Cable	Preamp	Aux	APos	TPos	Remark	Freq	Level	Line	Margin	Level	Factor	Loss	Factor	Factor	MHz	dBuV/m	dBuV/m	dB	dBuV	dB/m	dB	dB	dB	1	4924.00	43.23	74.00	-30.77	60.29	34.20	9.57	60.83	0.00	---	---	PEAK	2	7386.00	44.89	74.00	-29.11	57.93	35.73	11.72	60.49	0.00	---	---	PEAK	<table border="1"> <thead> <tr> <th>Limit</th> <th>Read</th> <th>Ant</th> <th>Cable</th> <th>Preamp</th> <th>Aux</th> <th>APos</th> <th>TPos</th> <th>Remark</th> </tr> <tr> <th>Freq</th> <th>Level</th> <th>Line</th> <th>Margin</th> <th>Level</th> <th>Factor</th> <th>Loss</th> <th>Factor</th> <th>Factor</th> </tr> <tr> <th>MHz</th> <th>dBuV/m</th> <th>dBuV/m</th> <th>dB</th> <th>dBuV</th> <th>dB/m</th> <th>dB</th> <th>dB</th> <th>dB</th> </tr> </thead> <tbody> <tr> <td>1</td> <td>4924.00</td> <td>42.95</td> <td>74.00</td> <td>-31.05</td> <td>60.01</td> <td>34.20</td> <td>9.57</td> <td>60.83</td> <td>0.00</td> <td>---</td> <td>---</td> <td>PEAK</td> </tr> <tr> <td>2</td> <td>7386.00</td> <td>44.80</td> <td>74.00</td> <td>-29.20</td> <td>57.84</td> <td>35.73</td> <td>11.72</td> <td>60.49</td> <td>0.00</td> <td>---</td> <td>---</td> <td>PEAK</td> </tr> </tbody> </table>	Limit	Read	Ant	Cable	Preamp	Aux	APos	TPos	Remark	Freq	Level	Line	Margin	Level	Factor	Loss	Factor	Factor	MHz	dBuV/m	dBuV/m	dB	dBuV	dB/m	dB	dB	dB	1	4924.00	42.95	74.00	-31.05	60.01	34.20	9.57	60.83	0.00	---	---	PEAK	2	7386.00	44.80	74.00	-29.20	57.84	35.73	11.72	60.49	0.00	---	---	PEAK
	Limit	Read	Ant	Cable	Preamp	Aux	APos	TPos	Remark																																																																																																			
Freq	Level	Line	Margin	Level	Factor	Loss	Factor	Factor																																																																																																				
MHz	dBuV/m	dBuV/m	dB	dBuV	dB/m	dB	dB	dB																																																																																																				
1	4924.00	43.23	74.00	-30.77	60.29	34.20	9.57	60.83	0.00	---	---	PEAK																																																																																																
2	7386.00	44.89	74.00	-29.11	57.93	35.73	11.72	60.49	0.00	---	---	PEAK																																																																																																
Limit	Read	Ant	Cable	Preamp	Aux	APos	TPos	Remark																																																																																																				
Freq	Level	Line	Margin	Level	Factor	Loss	Factor	Factor																																																																																																				
MHz	dBuV/m	dBuV/m	dB	dBuV	dB/m	dB	dB	dB																																																																																																				
1	4924.00	42.95	74.00	-31.05	60.01	34.20	9.57	60.83	0.00	---	---	PEAK																																																																																																
2	7386.00	44.80	74.00	-29.20	57.84	35.73	11.72	60.49	0.00	---	---	PEAK																																																																																																



Appendix D. Duty Cycle Plots

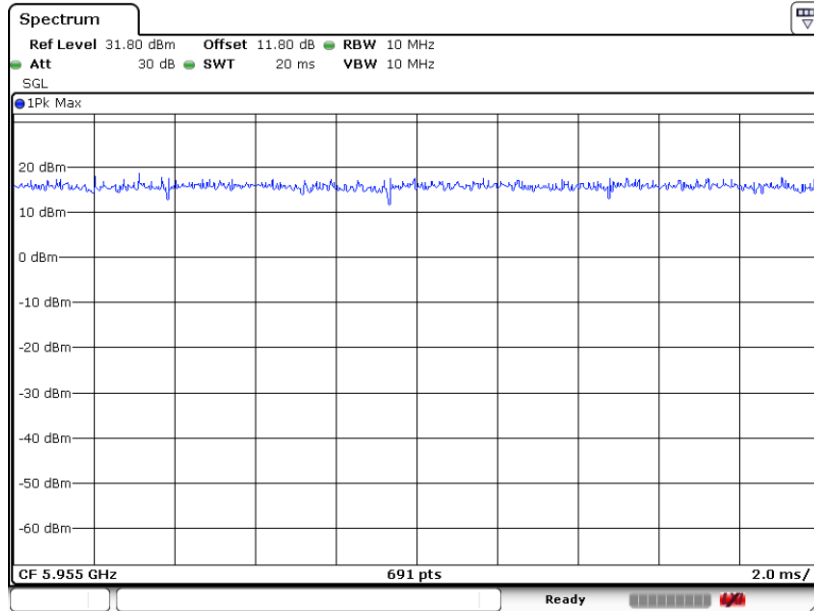
Antenna	Band	Duty Cycle(%)	T(ms)	1/T(kHz)	VBW Setting
3+4	802.11a	99.31	-	-	10Hz
3+4	802.11ax HE20	100	-	-	10Hz
3+4	802.11ax HE40	100	-	-	10Hz
3+4	802.11ax HE80	100	-	-	10Hz
3+4	802.11ax HE160	100	-	-	10Hz
3+4	802.11ax HE20 RU26	100	-	-	10Hz
3+4	802.11ax HE20 RU52	100	-	-	10Hz
3+4	802.11ax HE20 RU106	100	-	-	10Hz

802.11a

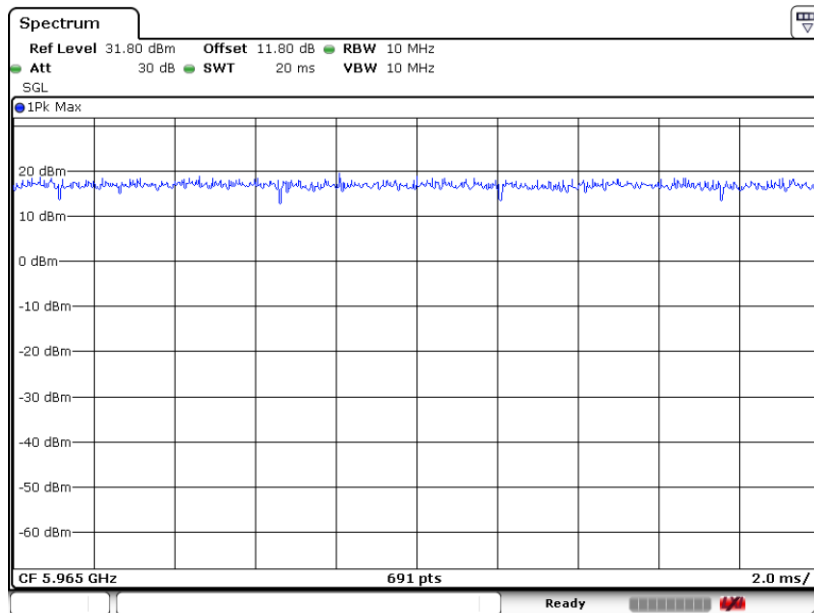




802.11ax HE20

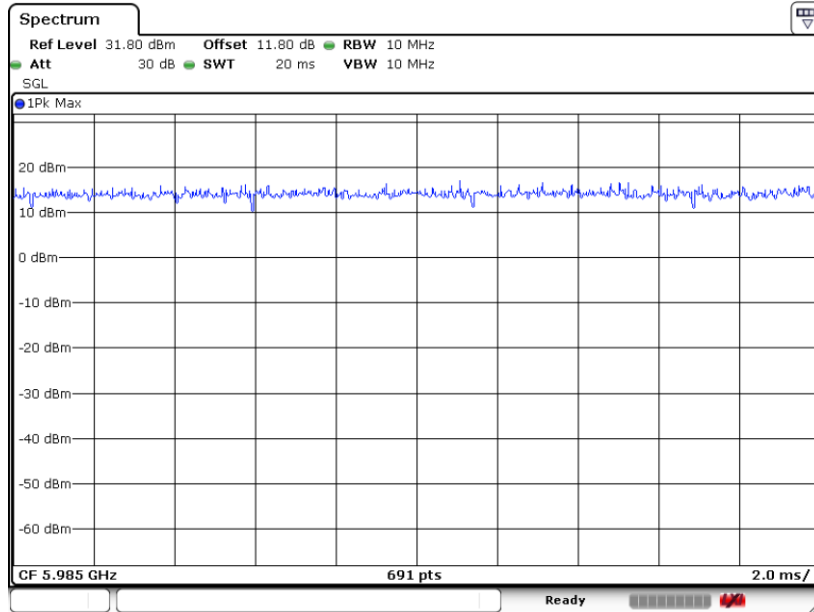


802.11ax HE40

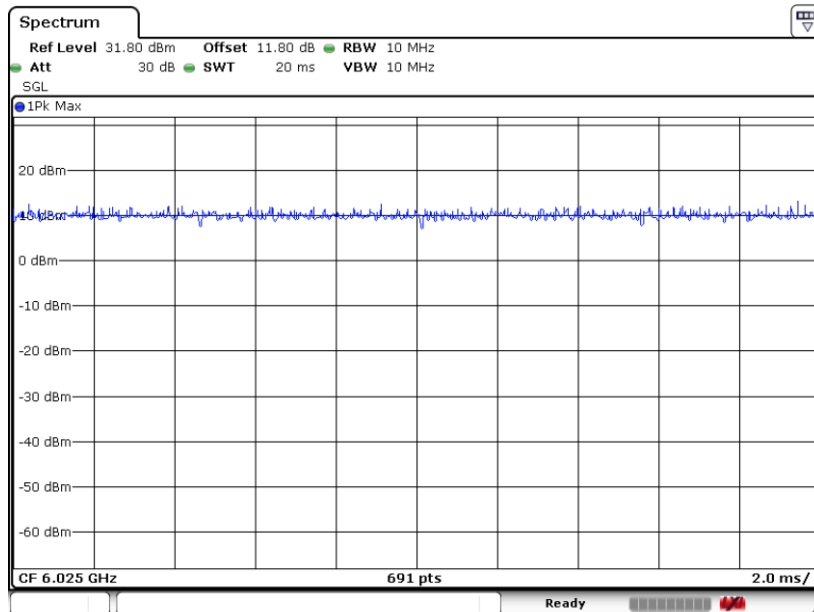




802.11ax HE80

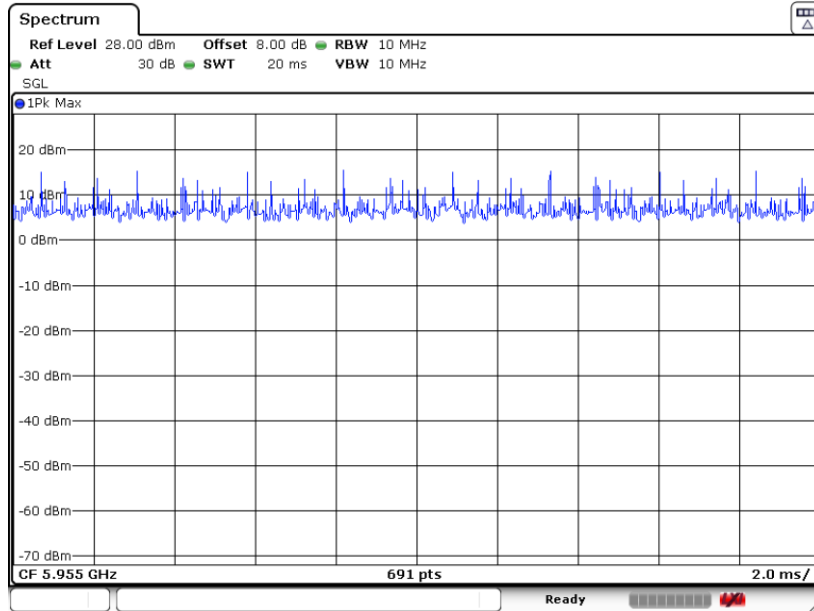


802.11ax HE160

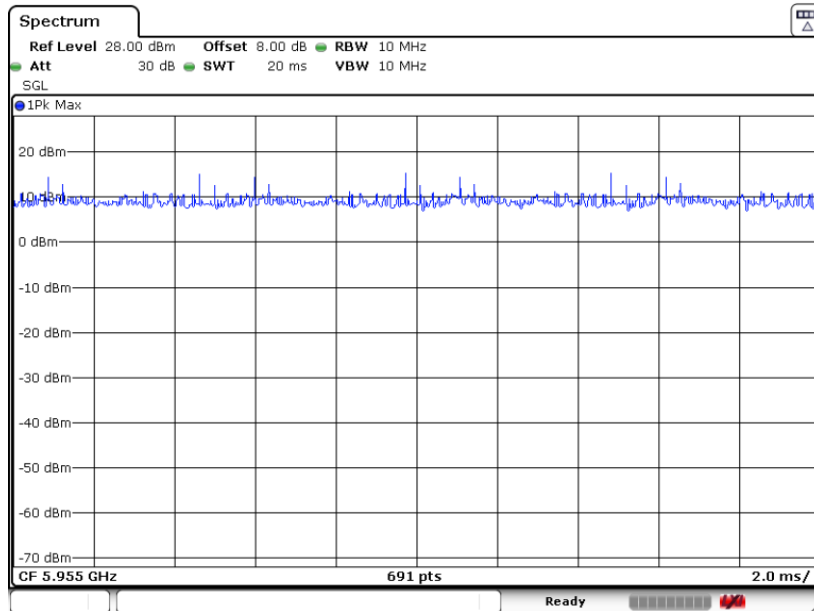




802.11ax HE20 RU26



802.11ax HE20 RU52





802.11ax HE20 RU106

