

Test Laboratory: Compliance Certification Services Inc.

D2450V2 SN-784 Head

DUT: Dipole 2450 MHz; Type: D2450V2; Serial: D2450V2 - SN:784

Communication System: CW2450; Frequency: 2450 MHz; Duty Cycle: 1:1

Medium parameters used: $f = 2450$ MHz; $\sigma = 1.98$ mho/m; $\epsilon_r = 51.5$; $\rho = 1000$ kg/m³

Phantom section: Flat Section

Air Temperature: 25.2 deg C; Liquid Temperature: 24.2 deg C

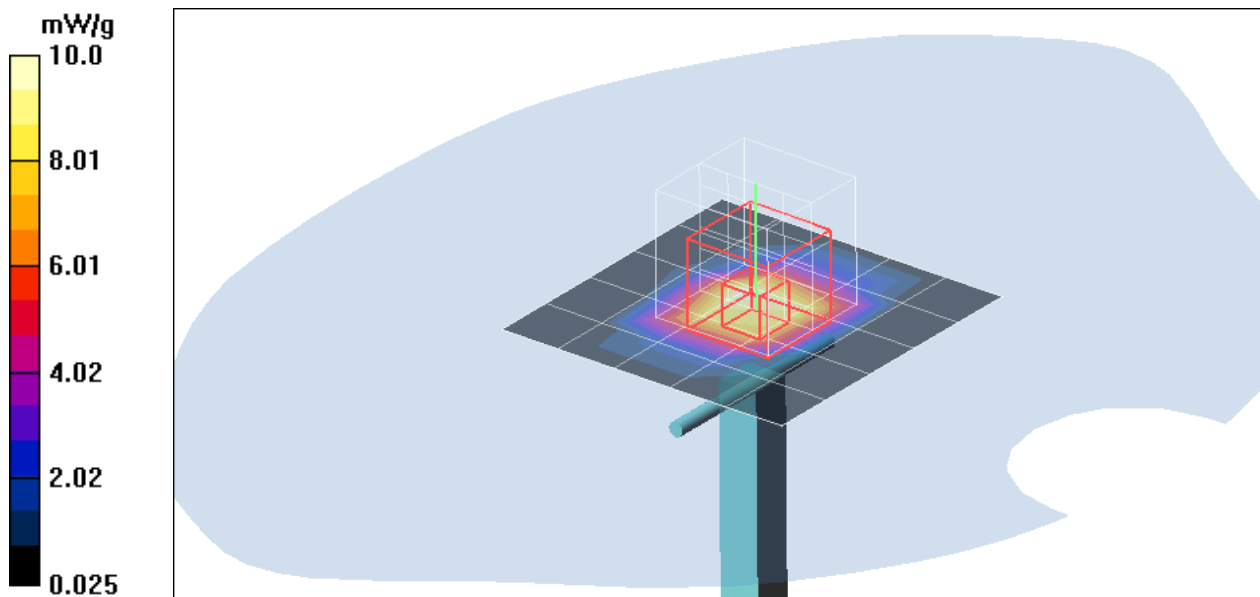
Area Scan Find Secondary Maximum Within 2dB and with a peak SAR value greater than 0.0012W/kg

DASY4 Configuration:

- Probe: EX3DV4 - SN3554; ConvF(6.12, 6.12, 6.12);
- Sensor-Surface: 4mm (Mechanical Surface Detection)
- Electronics: DAE3 Sn427; Calibrated: 9/22/2005
- Phantom: SAM 12; Type: SAM V4.0; Serial: TP-1150
- Measurement SW: DASY4, V4.6 Build 23; Postprocessing SW: SEMCAD, V1.8 Build 161

Pin=250mW,d=10mm/Area Scan (6x6x1): Measurement grid: dx=15mm, dy=15mm
Maximum value of SAR (measured) = 10.0 mW/g

Pin=250mW,d=10mm/Zoom Scan (5x5x7)/Cube 0: Measurement grid: dx=7.5mm, dy=7.5mm, dz=5mm
Reference Value = 89.1 V/m; Power Drift = -0.016 dB
Peak SAR (extrapolated) = 29.0 W/kg
SAR(1 g) = 13.8 mW/g; SAR(10 g) = 6.27 mW/g
Maximum value of SAR (measured) = 15.8 mW/g



Test Laboratory: Compliance Certification Services Inc.

D5GHzV2-SN 1004

DUT: Dipole 5GHz ; Type: D5GHz V2; Serial: 1004

Communication System: CW5GHz; Frequency: 5200 MHz;Duty Cycle: 1:1

Medium parameters used: $f = 5200$ MHz; $\sigma = 5.38$ mho/m; $\epsilon_r = 48.2$; $\rho = 1000$ kg/m³

Phantom section: Flat Section

Air Temperature:25.0 deg C;Liquid Temperature:24.0 deg C

Area Scan Find Secondary Maximum Within 2dB and with a peak SAR value greater than 0.0012W/kg

DASY4 Configuration:

- Probe: EX3DV4 - SN3554; ConvF(3.99, 3.99, 3.99);
- Sensor-Surface: 2.5mm (Mechanical Surface Detection)Sensor-Surface: 0mm (Fix Surface)
- Electronics: DAE3 Sn427; Calibrated: 9/22/2005
- Phantom: SAM 12; Type: SAM V4.0; Serial: TP-1150
- Measurement SW: DASY4, V4.6 Build 23; Postprocessing SW: SEMCAD, V1.8 Build 161

Pin=250mW,d=10mm f=5200MHz/Area Scan (8x8x1): Measurement grid: dx=10mm,
dy=10mm

Maximum value of SAR (measured) = 19.4 mW/g

Pin=250mW,d=10mm f=5200MHz/Zoom Scan (8x8x8)/Cube 0: Measurement
grid: dx=4.3mm, dy=4.3mm, dz=3mm

Reference Value = 80.4 V/m; Power Drift = -0.012 dB

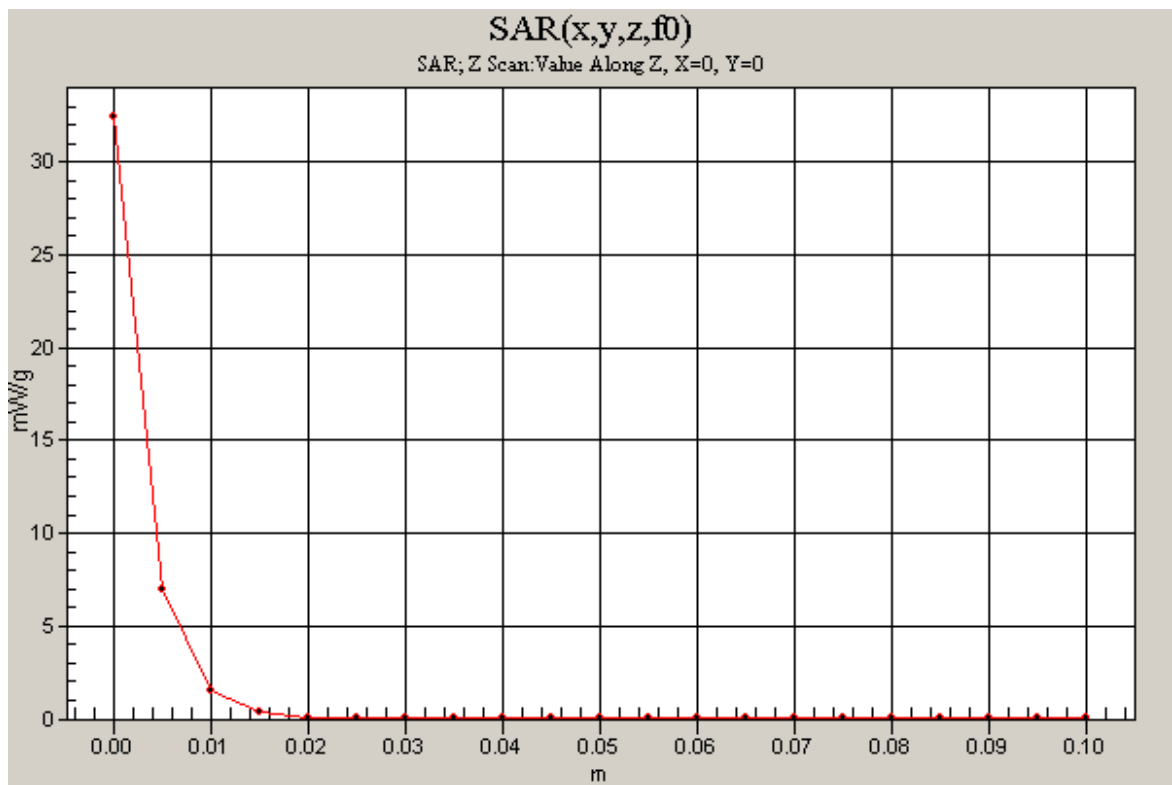
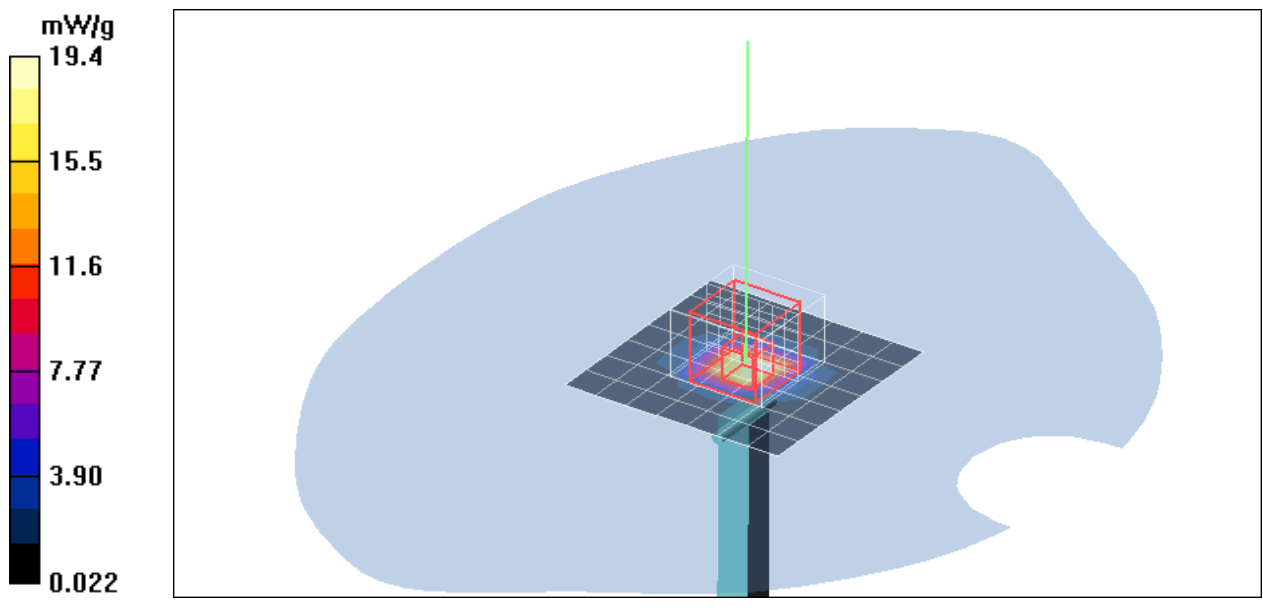
Peak SAR (extrapolated) = 71.6 W/kg

SAR(1 g) = 18 mW/g; SAR(10 g) = 5.06 mW/g

Maximum value of SAR (measured) = 30.7 mW/g

Pin=250mW,d=10mm f=5200MHz/Z Scan (1x1x21): Measurement grid: dx=20mm,
dy=20mm, dz=5mm

Maximum value of SAR (measured) = 32.4 mW/g



Test Laboratory: Compliance Certification Services Inc.

D5GHzV2-SN 1004

DUT: Dipole 5GHz ; Type: D5GHz V2; Serial: 1004

Communication System: CW5GHz; Frequency: 5800 MHz;Duty Cycle: 1:1

Medium parameters used: $f = 5800$ MHz; $\sigma = 6.24$ mho/m; $\epsilon_r = 47$; $\rho = 1000$ kg/m³

Phantom section: Flat Section

Air Temperature:25.0 deg C;Liquid Temperature:24.0 deg C

Area Scan Find Secondary Maximum Within 2dB and with a peak SAR value greater than 0.0012W/kg

DASY4 Configuration:

- Probe: EX3DV4 - SN3554; ConvF(3.82, 3.82, 3.82);
- Sensor-Surface: 2.5mm (Mechanical Surface Detection)Sensor-Surface: 0mm (Fix Surface)
- Electronics: DAE3 Sn427; Calibrated: 9/22/2005
- Phantom: SAM 12; Type: SAM V4.0; Serial: TP-1150
- Measurement SW: DASY4, V4.6 Build 23; Postprocessing SW: SEMCAD, V1.8 Build 161

Pin=250mW,d=10mm f=5800MHz/Area Scan (8x8x1): Measurement grid: dx=10mm,
dy=10mm

Maximum value of SAR (measured) = 18.4 mW/g

Pin=250mW,d=10mm f=5800MHz/Zoom Scan (8x8x8)/Cube 0: Measurement
grid: dx=4.3mm, dy=4.3mm, dz=3mm

Reference Value = 72.5 V/m; Power Drift = -0.034 dB

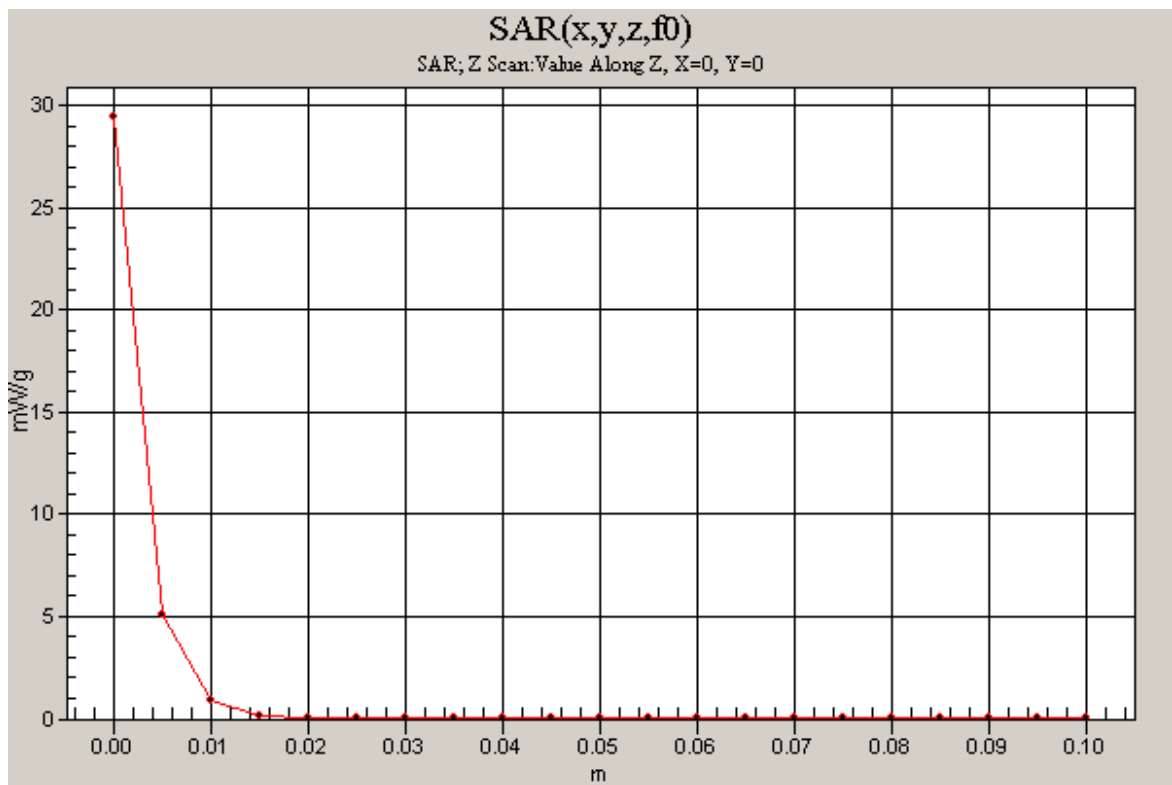
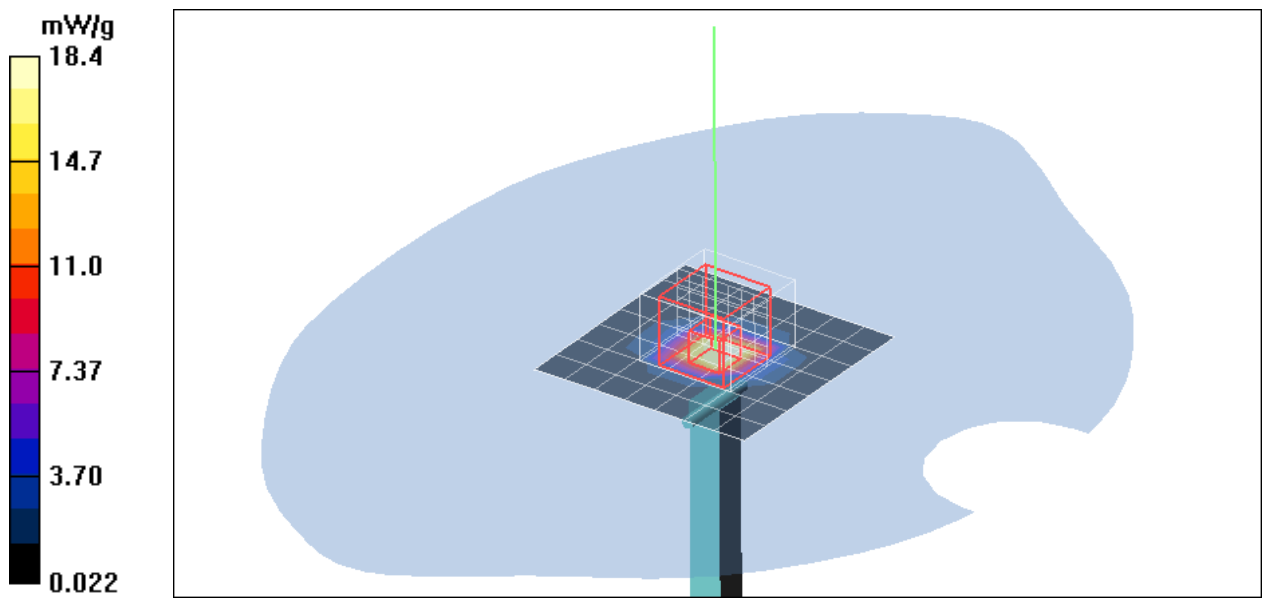
Peak SAR (extrapolated) = 79.7 W/kg

SAR(1 g) = 17 mW/g; SAR(10 g) = 4.71 mW/g

Maximum value of SAR (measured) = 28.8 mW/g

Pin=250mW,d=10mm f=5800MHz/Z Scan (1x1x21): Measurement grid: dx=20mm,
dy=20mm, dz=5mm

Maximum value of SAR (measured) = 29.4 mW/g



Test Laboratory: Compliance Certification Services Inc.

802.11b Top Touch mode Main ant.

DUT: TA6; Type: 2-Spindle Tablet PC; Serial: N/A

Communication System: IEEE 802.11b WLAN; Frequency: 2437 MHz; Duty Cycle: 1:1.02

Medium parameters used (interpolated): $f = 2437$ MHz; $\sigma = 1.96$ mho/m; $\epsilon_r = 51.5$; $\rho = 1000$ kg/m³

Phantom section: Flat Section

Air Temperature: 25.2 deg C; Liquid Temperature: 24.2 deg C

Area Scan Find Secondary Maximum Within 2dB and with a peak SAR value greater than 0.0012W/kg

DASY4 Configuration:

- Probe: EX3DV4 - SN3554; ConvF(6.12, 6.12, 6.12);
- Sensor-Surface: 2.5mm (Mechanical Surface Detection) Sensor-Surface: 0mm (Fix Surface)
- Electronics: DAE3 Sn427; Calibrated: 9/22/2005
- Phantom: SAM 12; Type: SAM V4.0; Serial: TP-1150
- Measurement SW: DASY4, V4.6 Build 23; Postprocessing SW: SEMCAD, V1.8 Build 161

Middle CH Rate=1M bit/Area Scan (7x15x1): Measurement grid: dx=15mm, dy=15mm

Maximum value of SAR (measured) = 0.259 mW/g

Middle CH Rate=1M bit/Zoom Scan (5x5x7)/Cube 0: Measurement grid: dx=7.5mm, dy=7.5mm, dz=5mm

Reference Value = 9.21 V/m; Power Drift = -0.144 dB

Peak SAR (extrapolated) = 0.461 W/kg

SAR(1 g) = 0.210 mW/g; SAR(10 g) = 0.096 mW/g

Maximum value of SAR (measured) = 0.299 mW/g

Middle CH Rate=1M bit/Zoom Scan (5x5x7)/Cube 1: Measurement grid: dx=7.5mm, dy=7.5mm, dz=5mm

Reference Value = 9.21 V/m; Power Drift = -0.144 dB

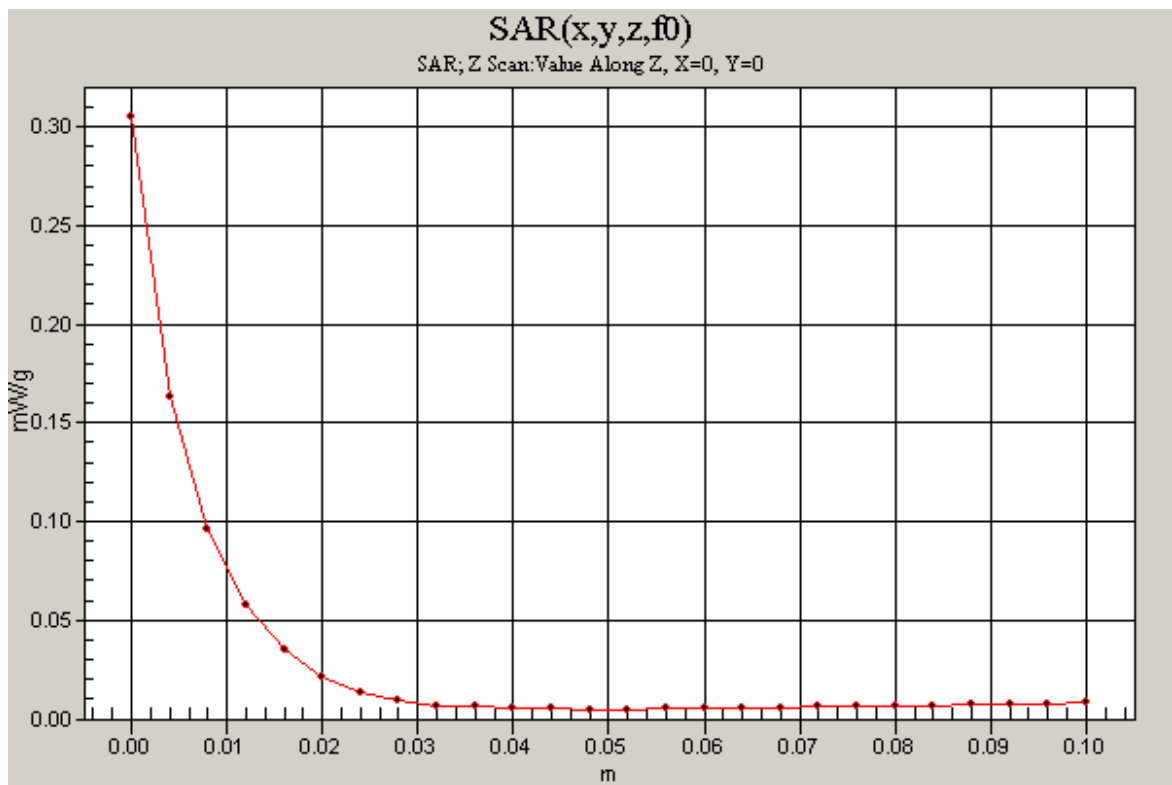
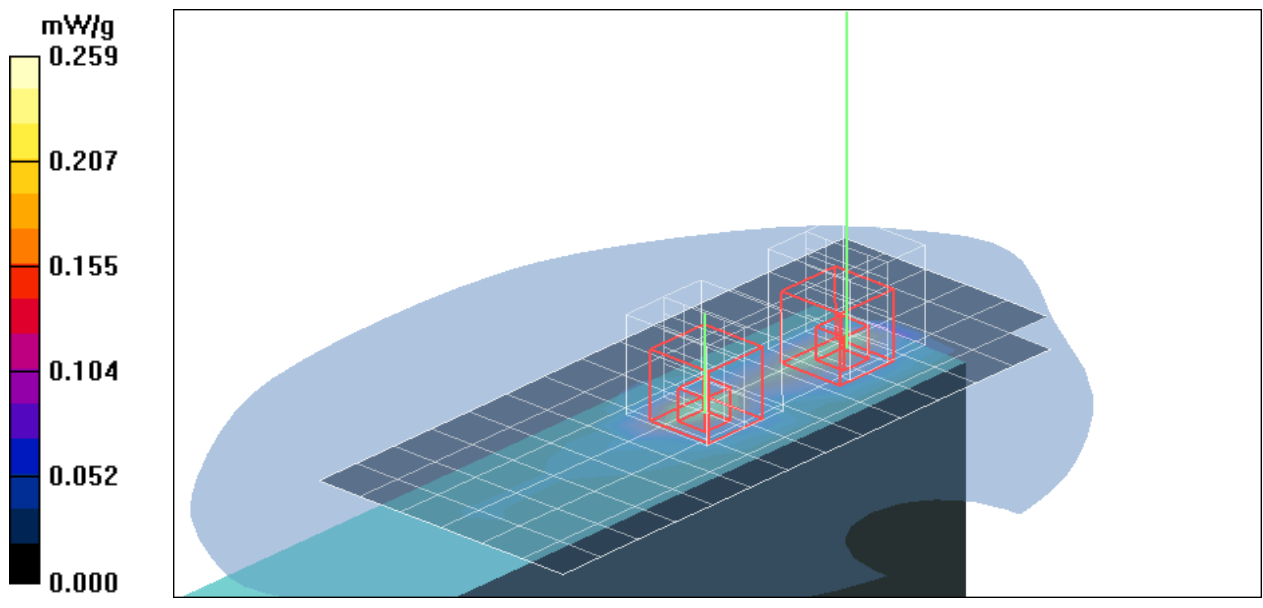
Peak SAR (extrapolated) = 0.419 W/kg

SAR(1 g) = 0.199 mW/g; SAR(10 g) = 0.092 mW/g

Maximum value of SAR (measured) = 0.285 mW/g

Middle CH Rate=1M bit/Z Scan (1x1x26): Measurement grid: dx=20mm, dy=20mm, dz=4mm

Maximum value of SAR (measured) = 0.305 mW/g



Test Laboratory: Compliance Certification Services Inc.

802.11b Top Touch mode Main ant.

DUT: TA6; Type: 2-Spindle Tablet PC; Serial: N/A

Communication System: IEEE 802.11b WLAN; Frequency: 2462 MHz; Duty Cycle: 1:102

Medium parameters used: $f = 2462$ MHz; $\sigma = 1.99$ mho/m; $\epsilon_r = 51.4$; $\rho = 1000$ kg/m³

Phantom section: Flat Section

Air Temperature: 25.2 deg C; Liquid Temperature: 24.2 deg C

Area Scan Find Secondary Maximum Within 2dB and with a peak SAR value greater than 0.0012W/kg

DASY4 Configuration:

- Probe: EX3DV4 - SN3554; ConvF(6.12, 6.12, 6.12);
- Sensor-Surface: 2.5mm (Mechanical Surface Detection) Sensor-Surface: 0mm (Fix Surface)
- Electronics: DAE3 Sn427; Calibrated: 9/22/2005
- Phantom: SAM 12; Type: SAM V4.0; Serial: TP-1150
- Measurement SW: DASY4, V4.6 Build 23; Postprocessing SW: SEMCAD, V1.8 Build 161

High CH Rate=1M bit/Area Scan (7x15x1): Measurement grid: dx=15mm, dy=15mm

Maximum value of SAR (measured) = 0.254 mW/g

High CH Rate=1M bit/Zoom Scan (5x5x7)/Cube 0: Measurement grid: dx=7.5mm, dy=7.5mm, dz=5mm

Reference Value = 7.53 V/m; Power Drift = -0.178 dB

Peak SAR (extrapolated) = 0.520 W/kg

SAR(1 g) = 0.247 mW/g; SAR(10 g) = 0.113 mW/g

Maximum value of SAR (measured) = 0.355 mW/g

High CH Rate=1M bit/Zoom Scan (5x5x7)/Cube 1: Measurement grid: dx=7.5mm, dy=7.5mm, dz=5mm

Reference Value = 7.53 V/m; Power Drift = -0.178 dB

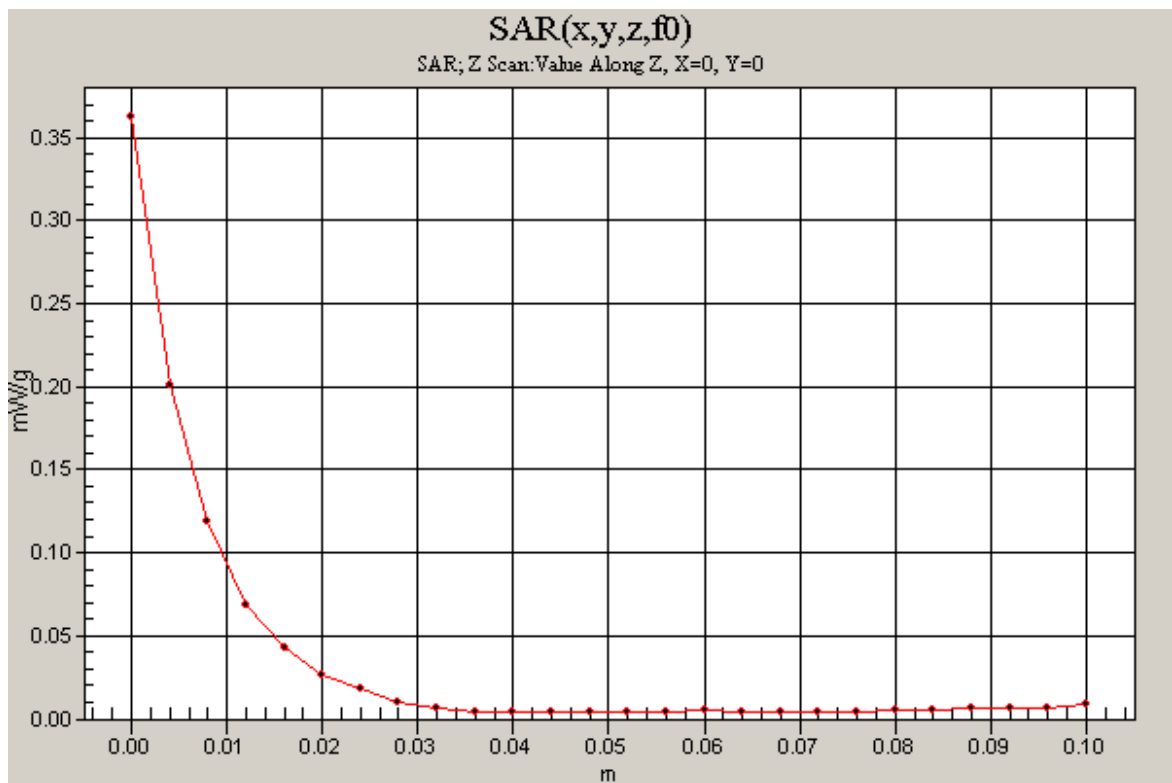
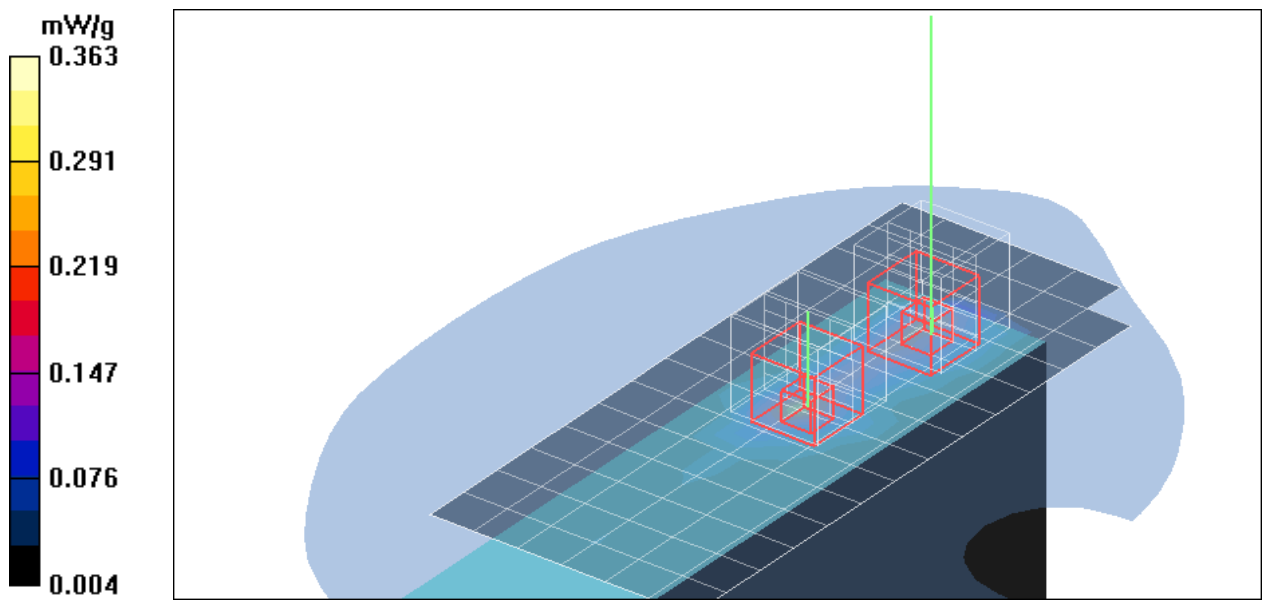
Peak SAR (extrapolated) = 0.396 W/kg

SAR(1 g) = 0.185 mW/g; SAR(10 g) = 0.084 mW/g

Maximum value of SAR (measured) = 0.256 mW/g

High CH Rate=1M bit/Z Scan (1x1x26): Measurement grid: dx=20mm, dy=20mm, dz=4mm

Maximum value of SAR (measured) = 0.363 mW/g



Test Laboratory: Compliance Certification Services Inc.

802.11b Top Touch mode Aux ant.

DUT: TA6; Type: 2-Spindle Tablet PC; Serial: N/A

Communication System: IEEE 802.11b WLAN; Frequency: 2437 MHz; Duty Cycle: 1:1.02

Medium parameters used (interpolated): $f = 2437$ MHz; $\sigma = 1.96$ mho/m; $\epsilon_r = 51.5$; $\rho = 1000$ kg/m³

Phantom section: Flat Section

Air Temperature: 25.2 deg C; Liquid Temperature: 24.2 deg C

Area Scan Find Secondary Maximum Within 2dB and with a peak SAR value greater than 0.0012W/kg

DASY4 Configuration:

- Probe: EX3DV4 - SN3554; ConvF(6.12, 6.12, 6.12);
- Sensor-Surface: 2.5mm (Mechanical Surface Detection)
- Electronics: DAE3 Sn427; Calibrated: 9/22/2005
- Phantom: SAM 12; Type: SAM V4.0; Serial: TP-1150
- Measurement SW: DASY4, V4.6 Build 23; Postprocessing SW: SEMCAD, V1.8 Build 161

Middle CH Rate=1M bit/Area Scan (7x15x1): Measurement grid: dx=15mm, dy=15mm

Maximum value of SAR (measured) = 0.190 mW/g

Middle CH Rate=1M bit/Zoom Scan (5x5x7)/Cube 0: Measurement grid: dx=7.5mm, dy=7.5mm, dz=5mm

Reference Value = 7.20 V/m; Power Drift = -0.048 dB

Peak SAR (extrapolated) = 0.421 W/kg

SAR(1 g) = 0.187 mW/g; SAR(10 g) = 0.083 mW/g

Maximum value of SAR (measured) = 0.282 mW/g

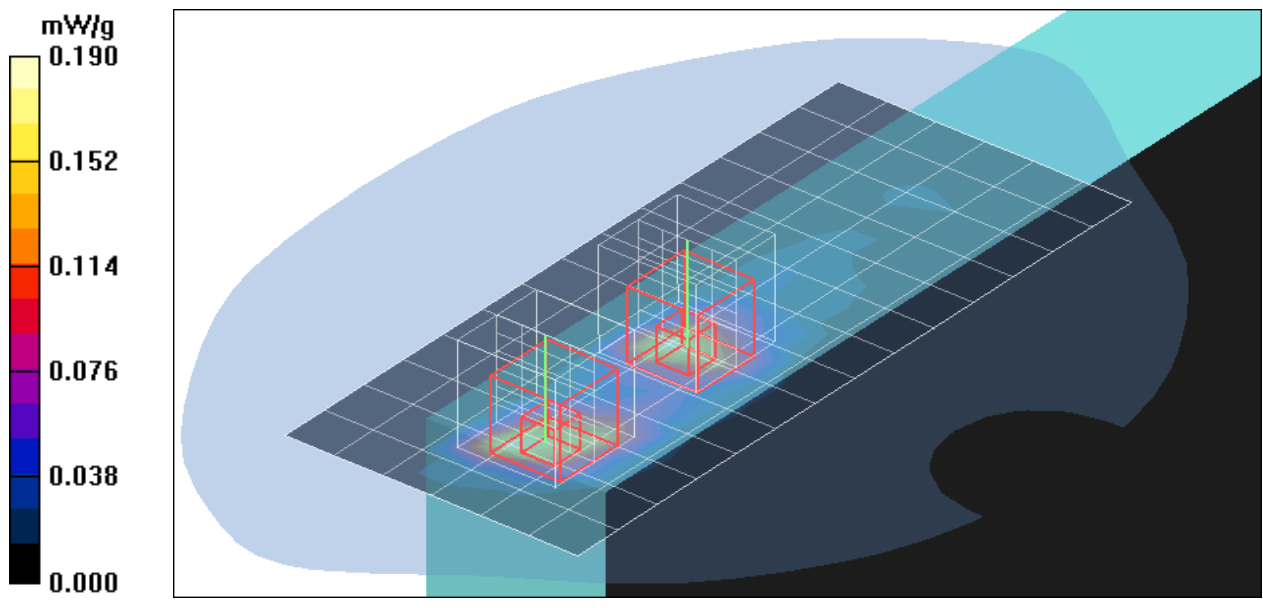
Middle CH Rate=1M bit/Zoom Scan (5x5x7)/Cube 1: Measurement grid: dx=7.5mm, dy=7.5mm, dz=5mm

Reference Value = 7.20 V/m; Power Drift = -0.048 dB

Peak SAR (extrapolated) = 0.364 W/kg

SAR(1 g) = 0.171 mW/g; SAR(10 g) = 0.077 mW/g

Maximum value of SAR (measured) = 0.242 mW/g



Test Laboratory: Compliance Certification Services Inc.

802.11b Right Touch mode Main ant.

DUT: TA6; Type: 2-Spindle Tablet PC; Serial: N/A

Communication System: IEEE 802.11b WLAN; Frequency: 2437 MHz; Duty Cycle: 1:1.02

Medium parameters used (interpolated): $f = 2437$ MHz; $\sigma = 1.96$ mho/m; $\epsilon_r = 51.5$; $\rho = 1000$ kg/m³

Phantom section: Flat Section

Air Temperature: 25.2 deg C; Liquid Temperature: 24.2 deg C

Area Scan Find Secondary Maximum Within 2dB and with a peak SAR value greater than 0.0012W/kg

DASY4 Configuration:

- Probe: EX3DV4 - SN3554; ConvF(6.12, 6.12, 6.12);
- Sensor-Surface: 2.5mm (Mechanical Surface Detection) Sensor-Surface: 0mm (Fix Surface)
- Electronics: DAE3 Sn427; Calibrated: 9/22/2005
- Phantom: SAM 12; Type: SAM V4.0; Serial: TP-1150
- Measurement SW: DASY4, V4.6 Build 23; Postprocessing SW: SEMCAD, V1.8 Build 161

Middle CH Rate=1M bit/Area Scan (7x15x1): Measurement grid: dx=15mm, dy=15mm

Maximum value of SAR (measured) = 0.067 mW/g

Middle CH Rate=1M bit/Zoom Scan (5x5x7)/Cube 0: Measurement grid: dx=7.5mm, dy=7.5mm, dz=5mm

Reference Value = 6.06 V/m; Power Drift = -0.017 dB

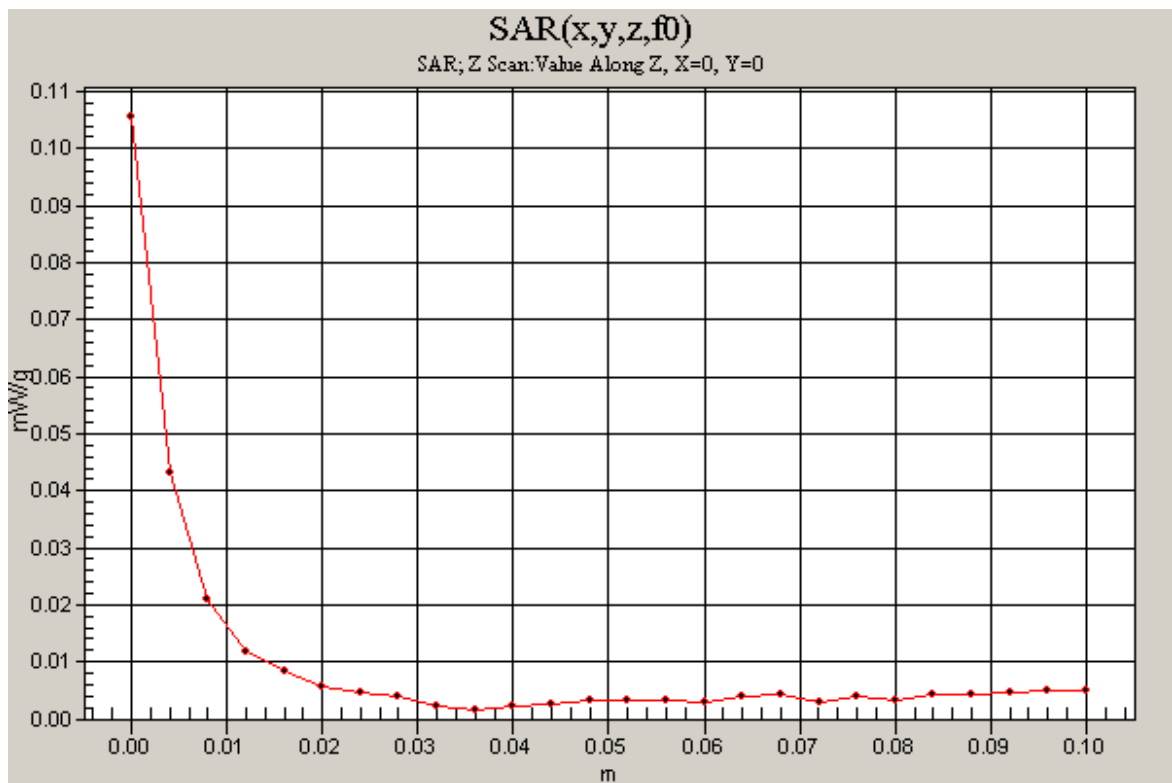
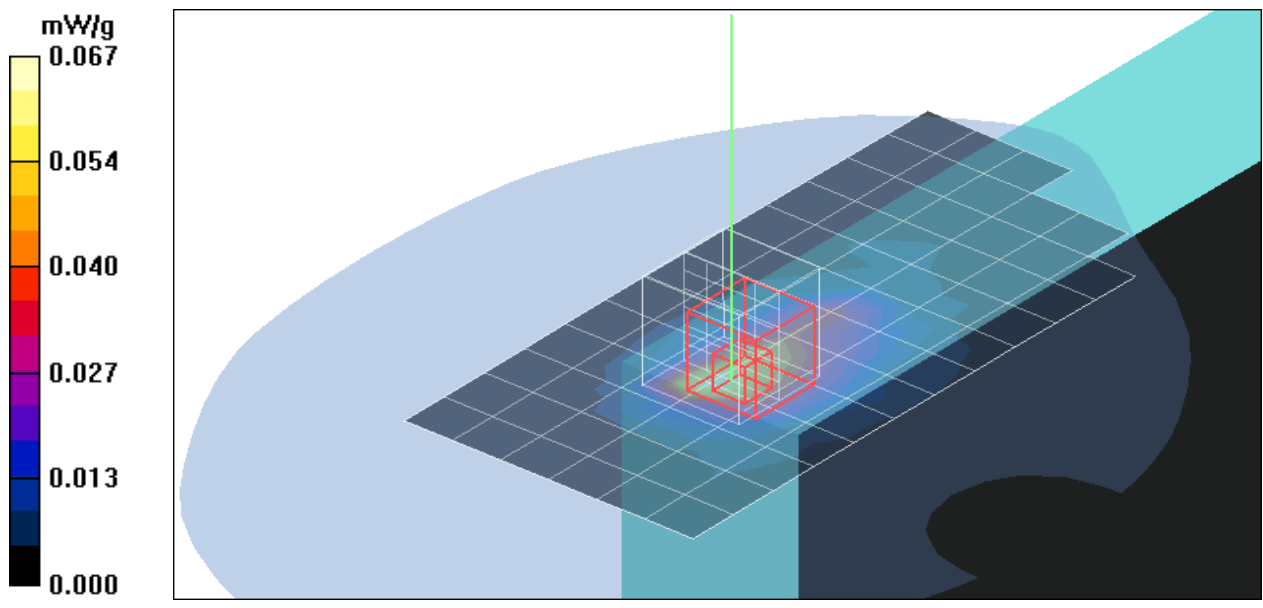
Peak SAR (extrapolated) = 0.151 W/kg

SAR(1 g) = 0.062 mW/g; SAR(10 g) = 0.028 mW/g

Maximum value of SAR (measured) = 0.102 mW/g

Middle CH Rate=1M bit/Z Scan (1x1x26): Measurement grid: dx=20mm, dy=20mm, dz=4mm

Maximum value of SAR (measured) = 0.106 mW/g



Test Laboratory: Compliance Certification Services Inc.

802.11b Left Touch mode Aux ant.

DUT: TA6; Type: 2-Spindle Tablet PC; Serial: N/A

Communication System: IEEE 802.11b WLAN; Frequency: 2437 MHz; Duty Cycle: 1:1.02

Medium parameters used (interpolated): $f = 2437$ MHz; $\sigma = 1.96$ mho/m; $\epsilon_r = 51.5$; $\rho = 1000$ kg/m³

Phantom section: Flat Section

Air Temperature: 25.2 deg C; Liquid Temperature: 24.2 deg C

Area Scan Find Secondary Maximum Within 2dB and with a peak SAR value greater than 0.0012W/kg

DASY4 Configuration:

- Probe: EX3DV4 - SN3554; ConvF(6.12, 6.12, 6.12);
- Sensor-Surface: 2.5mm (Mechanical Surface Detection) Sensor-Surface: 0mm (Fix Surface)
- Electronics: DAE3 Sn427; Calibrated: 9/22/2005
- Phantom: SAM 12; Type: SAM V4.0; Serial: TP-1150
- Measurement SW: DASY4, V4.6 Build 23; Postprocessing SW: SEMCAD, V1.8 Build 161

Middle CH Rate=1M bit/Area Scan (7x15x1): Measurement grid: dx=15mm, dy=15mm

Maximum value of SAR (measured) = 0.122 mW/g

Middle CH Rate=1M bit/Zoom Scan (5x5x7)/Cube 0: Measurement grid: dx=7.5mm, dy=7.5mm, dz=5mm

Reference Value = 6.35 V/m; Power Drift = -0.138 dB

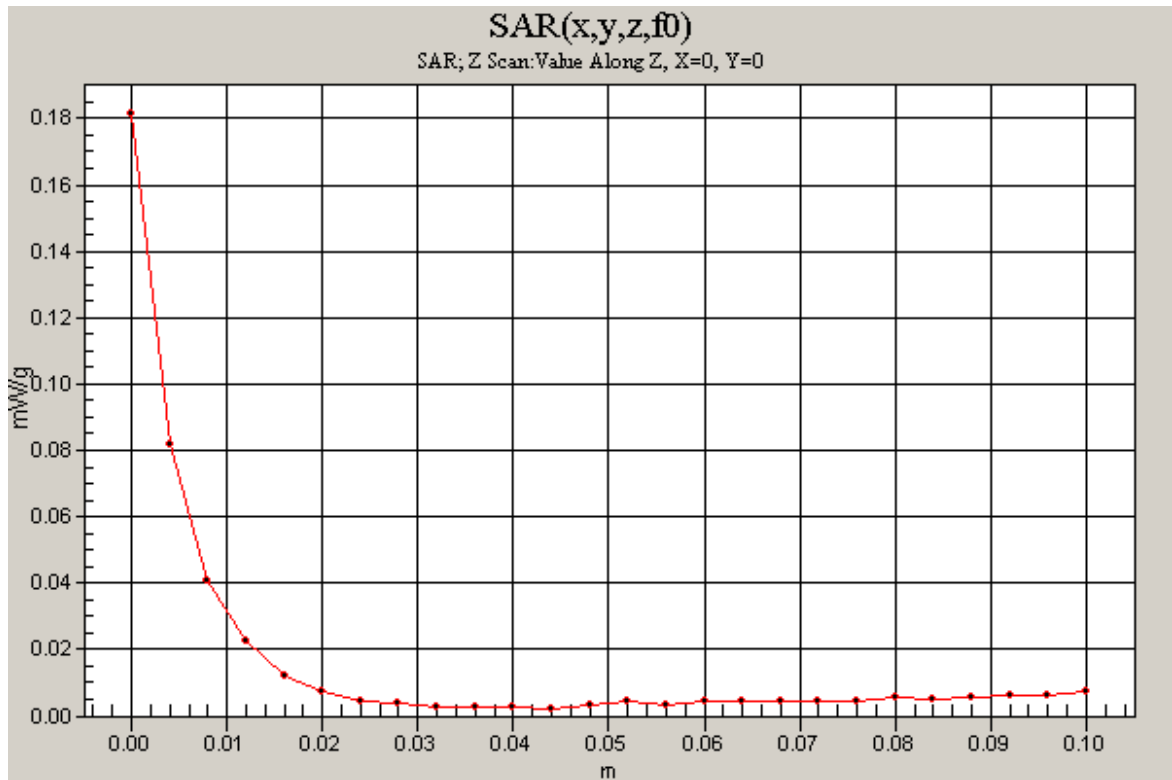
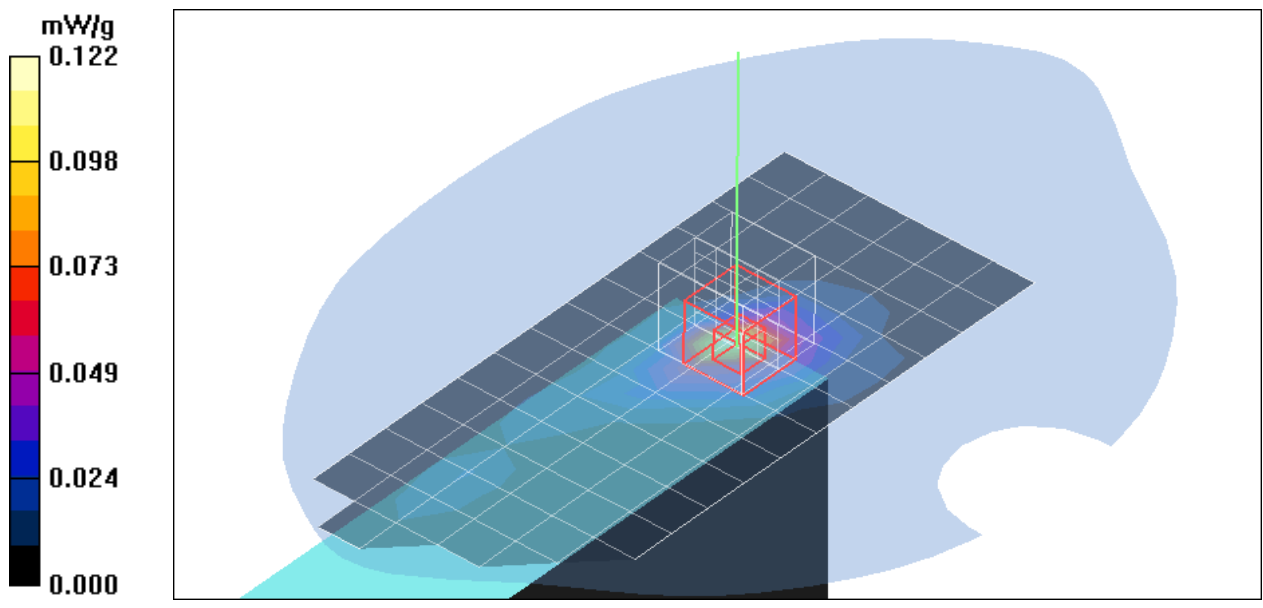
Peak SAR (extrapolated) = 0.266 W/kg

SAR(1 g) = 0.107 mW/g; SAR(10 g) = 0.045 mW/g

Maximum value of SAR (measured) = 0.173 mW/g

Middle CH Rate=1M bit/Z Scan (1x1x26): Measurement grid: dx=20mm, dy=20mm, dz=4mm

Maximum value of SAR (measured) = 0.182 mW/g



Test Laboratory: Compliance Certification Services Inc.

802.11b Top Touch mode Main ant. 11.1v

DUT: TA6; Type: 2-Spindle Tablet PC; Serial: N/A

Communication System: IEEE 802.11b WLAN; Frequency: 2462 MHz; Duty Cycle: 1:1.02

Medium parameters used: $f = 2462$ MHz; $\sigma = 1.99$ mho/m; $\epsilon_r = 51.4$; $\rho = 1000$ kg/m³

Phantom section: Flat Section

Air Temperature: 25.2 deg C; Liquid Temperature: 24.2 deg C

Area Scan Find Secondary Maximum Within 2dB and with a peak SAR value greater than 0.0012W/kg

DASY4 Configuration:

- Probe: EX3DV4 - SN3554; ConvF(6.12, 6.12, 6.12);
- Sensor-Surface: 2.5mm (Mechanical Surface Detection) Sensor-Surface: 0mm (Fix Surface)
- Electronics: DAE3 Sn427; Calibrated: 10/19/2005
- Phantom: SAM 12; Type: SAM V4.0; Serial: TP-1150
- Measurement SW: DASY4, V4.6 Build 23; Postprocessing SW: SEMCAD, V1.8 Build 161

High CH Rate=1M bit/Area Scan (7x13x1): Measurement grid: dx=15mm, dy=15mm

Maximum value of SAR (measured) = 0.233 mW/g

High CH Rate=1M bit/Zoom Scan (5x5x7)/Cube 0: Measurement grid: dx=7.5mm, dy=7.5mm, dz=5mm

Reference Value = 7.40 V/m; Power Drift = -0.077 dB

Peak SAR (extrapolated) = 0.436 W/kg

SAR(1 g) = 0.210 mW/g; SAR(10 g) = 0.097 mW/g

Maximum value of SAR (measured) = 0.289 mW/g

High CH Rate=1M bit/Zoom Scan (5x5x7)/Cube 1: Measurement grid: dx=7.5mm, dy=7.5mm, dz=5mm

Reference Value = 7.40 V/m; Power Drift = -0.077 dB

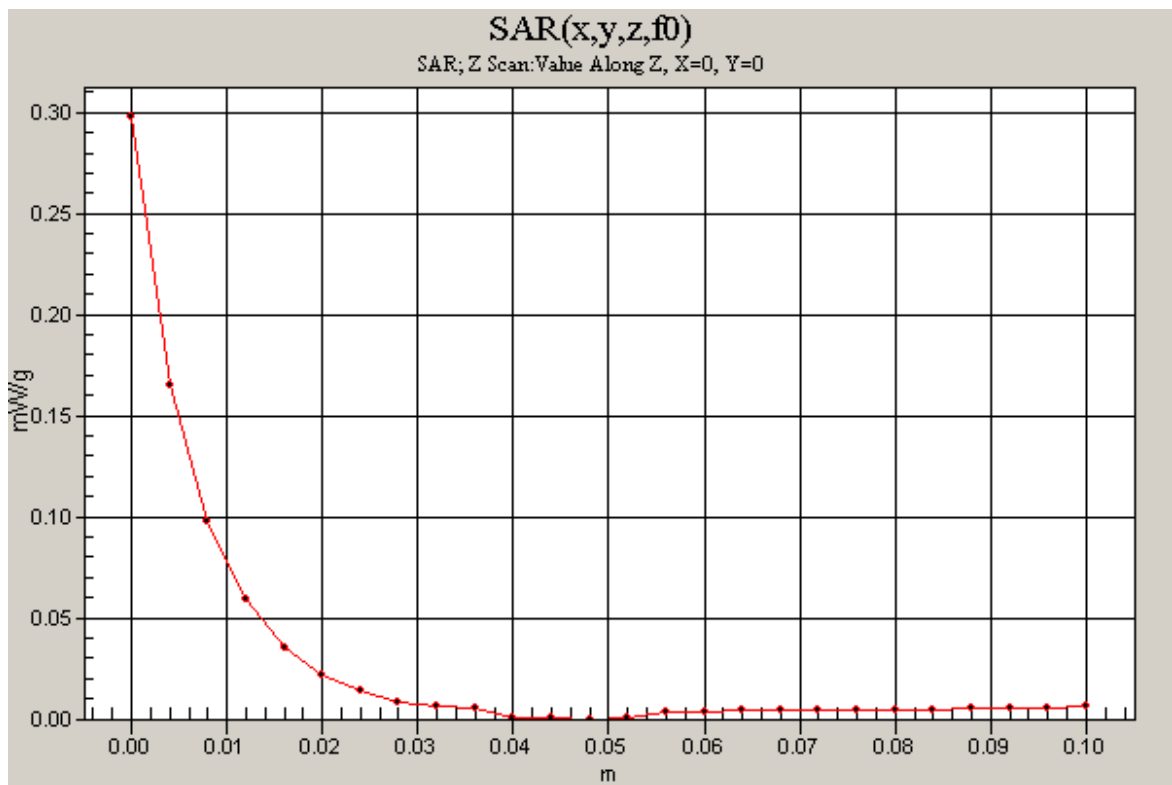
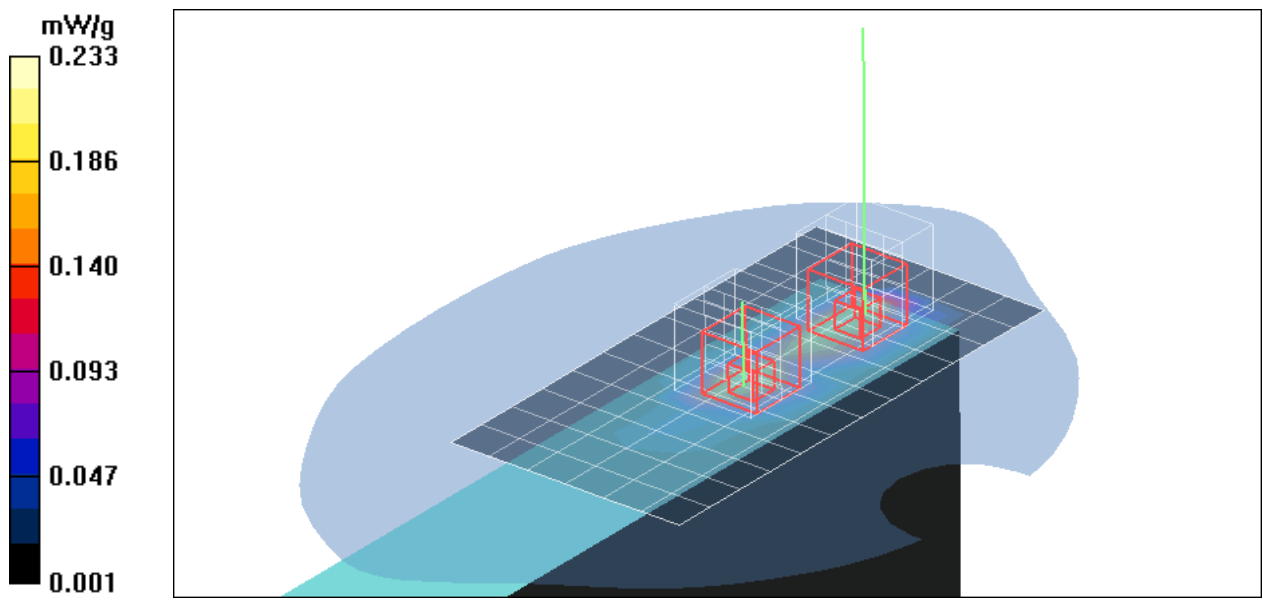
Peak SAR (extrapolated) = 0.425 W/kg

SAR(1 g) = 0.203 mW/g; SAR(10 g) = 0.094 mW/g

Maximum value of SAR (measured) = 0.286 mW/g

High CH Rate=1M bit/Z Scan (1x1x26): Measurement grid: dx=20mm, dy=20mm, dz=4mm

Maximum value of SAR (measured) = 0.298 mW/g



Test Laboratory: Compliance Certification Services Inc.

802.11b Top Touch mode Main ant. 14.4v

DUT: TA6; Type: 2-Spindle Tablet PC; Serial: N/A

Communication System: IEEE 802.11b WLAN; Frequency: 2462 MHz; Duty Cycle: 1:1.02

Medium parameters used: $f = 2462$ MHz; $\sigma = 1.99$ mho/m; $\epsilon_r = 51.4$; $\rho = 1000$ kg/m³

Phantom section: Flat Section

Air Temperature: 25.2 deg C; Liquid Temperature: 24.2 deg C

Area Scan Find Secondary Maximum Within 2dB and with a peak SAR value greater than 0.0012W/kg

DASY4 Configuration:

- Probe: EX3DV4 - SN3554; ConvF(6.12, 6.12, 6.12);
- Sensor-Surface: 2.5mm (Mechanical Surface Detection) Sensor-Surface: 0mm (Fix Surface)
- Electronics: DAE3 Sn427; Calibrated: 9/22/2005
- Phantom: SAM 12; Type: SAM V4.0; Serial: TP-1150
- Measurement SW: DASY4, V4.6 Build 23; Postprocessing SW: SEMCAD, V1.8 Build 161

High CH Rate=1M bit/Area Scan (7x13x1): Measurement grid: dx=15mm, dy=15mm

Maximum value of SAR (measured) = 0.239 mW/g

High CH Rate=1M bit/Zoom Scan (5x5x7)/Cube 0: Measurement grid: dx=7.5mm, dy=7.5mm, dz=5mm

Reference Value = 7.27 V/m; Power Drift = -0.144 dB

Peak SAR (extrapolated) = 0.419 W/kg

SAR(1 g) = 0.200 mW/g; SAR(10 g) = 0.093 mW/g

Maximum value of SAR (measured) = 0.279 mW/g

High CH Rate=1M bit/Zoom Scan (5x5x7)/Cube 1: Measurement grid: dx=7.5mm, dy=7.5mm, dz=5mm

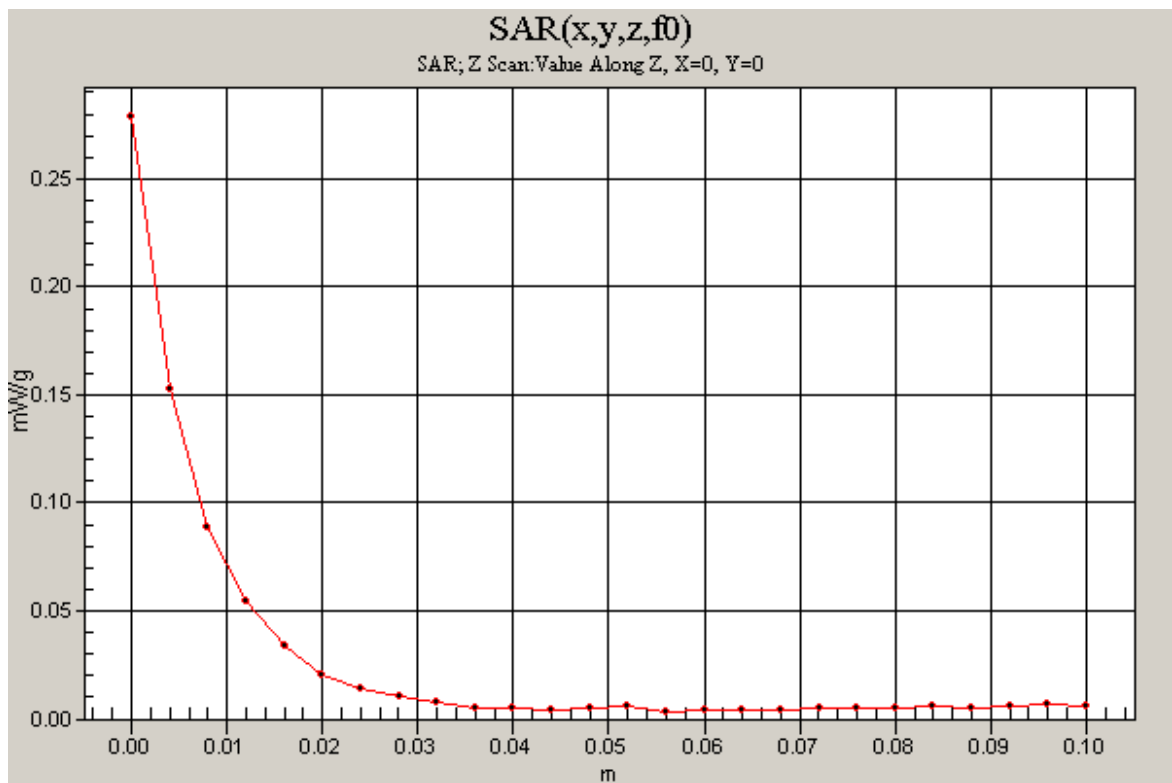
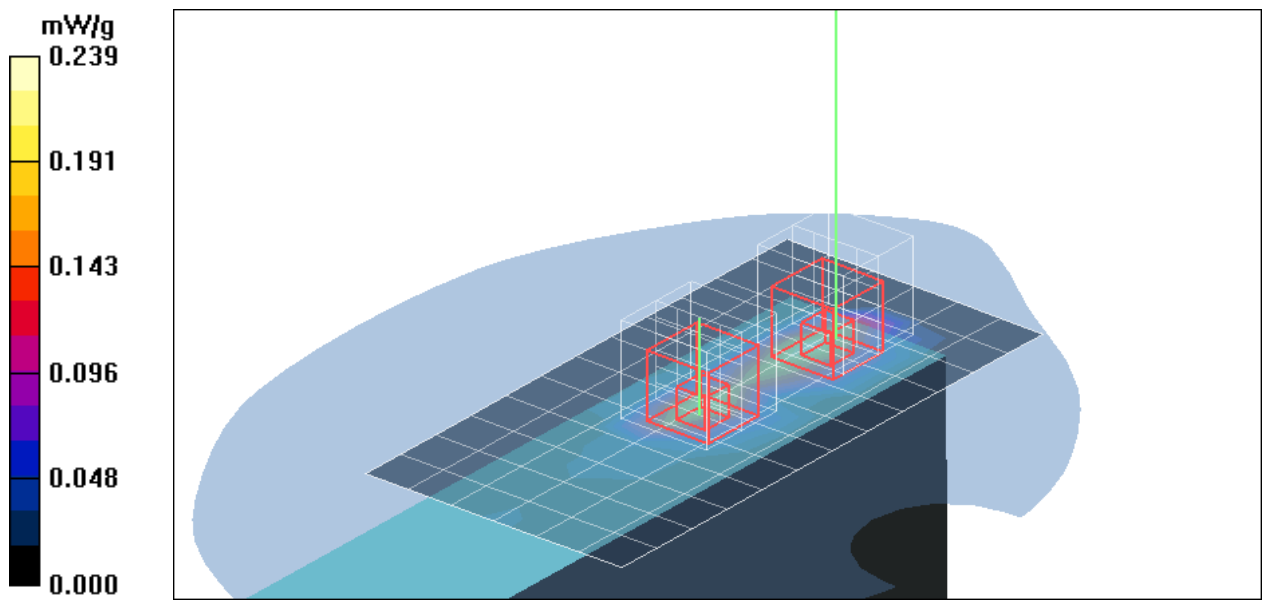
Reference Value = 7.27 V/m; Power Drift = -0.144 dB

Peak SAR (extrapolated) = 0.360 W/kg

SAR(1 g) = 0.172 mW/g; SAR(10 g) = 0.081 mW/g

Maximum value of SAR (measured) = 0.238 mW/g

High CH Rate=1M bit/Z Scan (1x1x26): Measurement grid: dx=20mm, dy=20mm, dz=4mm



Test Laboratory: Compliance Certification Services Inc.

802.11b Top Touch mode Main ant. 14.8v

DUT: TA6; Type: 2-Spindle Tablet PC; Serial: N/A

Communication System: IEEE 802.11b WLAN; Frequency: 2462 MHz; Duty Cycle: 1:1.02

Medium parameters used: $f = 2462$ MHz; $\sigma = 1.99$ mho/m; $\epsilon_r = 51.4$; $\rho = 1000$ kg/m³

Phantom section: Flat Section

Air Temperature: 25.2 deg C; Liquid Temperature: 24.2 deg C

Area Scan Find Secondary Maximum Within 2dB and with a peak SAR value greater than 0.0012W/kg

DASY4 Configuration:

- Probe: EX3DV4 - SN3554; ConvF(6.12, 6.12, 6.12);
- Sensor-Surface: 2.5mm (Mechanical Surface Detection) Sensor-Surface: 0mm (Fix Surface)
- Electronics: DAE3 Sn427; Calibrated: 9/22/2005
- Phantom: SAM 12; Type: SAM V4.0; Serial: TP-1150
- Measurement SW: DASY4, V4.6 Build 23; Postprocessing SW: SEMCAD, V1.8 Build 161

High CH Rate=1M bit/Area Scan (7x13x1): Measurement grid: dx=15mm, dy=15mm

Maximum value of SAR (measured) = 0.227 mW/g

High CH Rate=1M bit/Zoom Scan (5x5x7)/Cube 0: Measurement grid: dx=7.5mm, dy=7.5mm, dz=5mm

Reference Value = 6.89 V/m; Power Drift = -0.000 dB

Peak SAR (extrapolated) = 0.359 W/kg

SAR(1 g) = 0.169 mW/g; SAR(10 g) = 0.078 mW/g

Maximum value of SAR (measured) = 0.238 mW/g

High CH Rate=1M bit/Zoom Scan (5x5x7)/Cube 1: Measurement grid: dx=7.5mm, dy=7.5mm, dz=5mm

Reference Value = 6.89 V/m; Power Drift = -0.000 dB

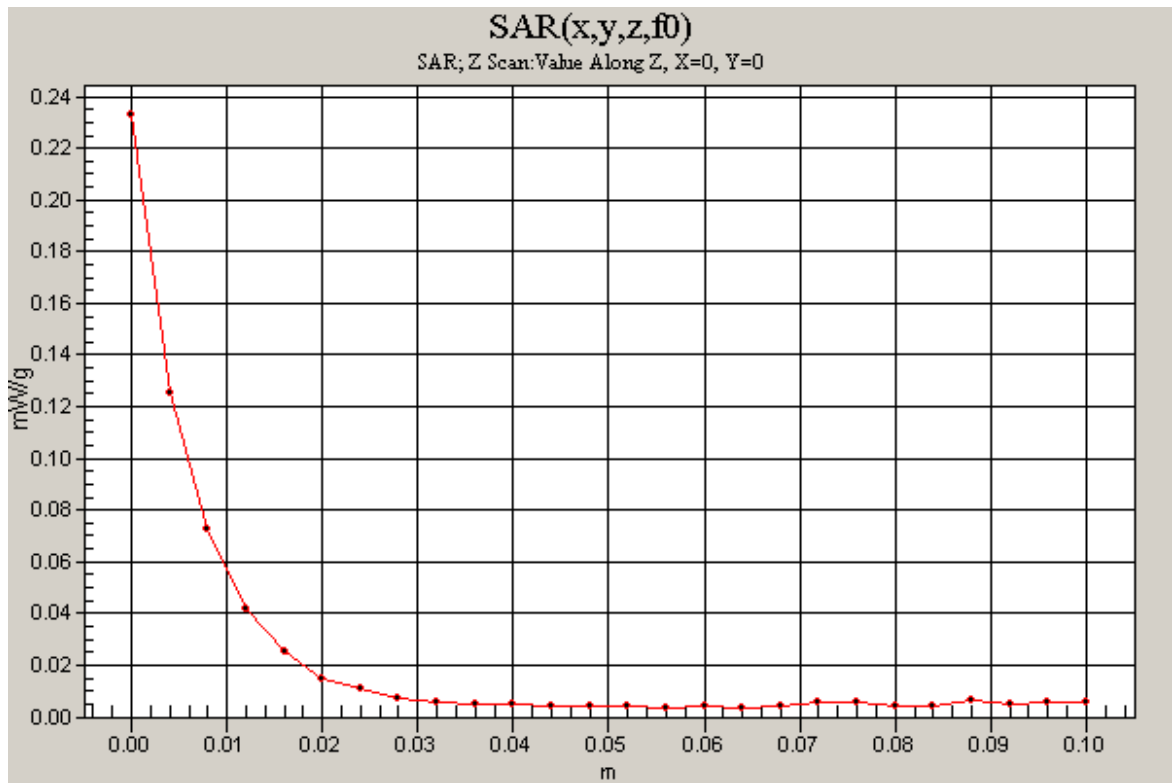
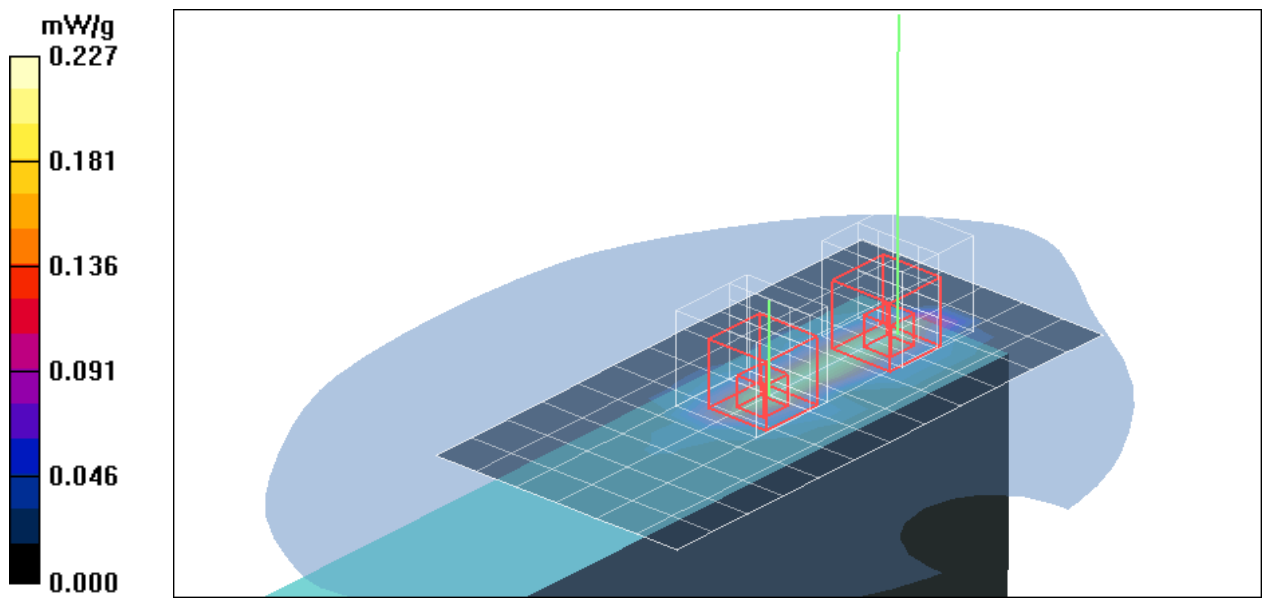
Peak SAR (extrapolated) = 0.315 W/kg

SAR(1 g) = 0.150 mW/g; SAR(10 g) = 0.070 mW/g

Maximum value of SAR (measured) = 0.209 mW/g

High CH Rate=1M bit/Z Scan (1x1x26): Measurement grid: dx=20mm, dy=20mm, dz=4mm

Maximum value of SAR (measured) = 0.233 mW/g



Test Laboratory: Compliance Certification Services Inc.

802.11g Top Touch mode Main ant.

DUT: TA6; Type: 2-Spindle Tablet PC; Serial: N/A

Communication System: IEEE 802.11g WLAN; Frequency: 2437 MHz; Duty Cycle: 1:1.11

Medium parameters used (interpolated): $f = 2437$ MHz; $\sigma = 1.96$ mho/m; $\epsilon_r = 51.5$; $\rho = 1000$ kg/m³

Phantom section: Flat Section

Air Temperature: 25.2 deg C; Liquid Temperature: 24.2 deg C

Area Scan Find Secondary Maximum Within 2dB and with a peak SAR value greater than 0.0012W/kg

DASY4 Configuration:

- Probe: EX3DV4 - SN3554; ConvF(6.12, 6.12, 6.12);
- Sensor-Surface: 2.5mm (Mechanical Surface Detection)
- Electronics: DAE3 Sn427; Calibrated: 9/22/2005
- Phantom: SAM 12; Type: SAM V4.0; Serial: TP-1150
- Measurement SW: DASY4, V4.6 Build 23; Postprocessing SW: SEMCAD, V1.8 Build 161

Middle CH Rate=6M bit/Area Scan (7x13x1): Measurement grid: dx=15mm, dy=15mm

Maximum value of SAR (measured) = 0.156 mW/g

Middle CH Rate=6M bit/Zoom Scan (5x5x7)/Cube 0: Measurement grid: dx=7.5mm, dy=7.5mm, dz=5mm

Reference Value = 6.03 V/m; Power Drift = -0.103 dB

Peak SAR (extrapolated) = 0.316 W/kg

SAR(1 g) = 0.151 mW/g; SAR(10 g) = 0.070 mW/g

Maximum value of SAR (measured) = 0.212 mW/g

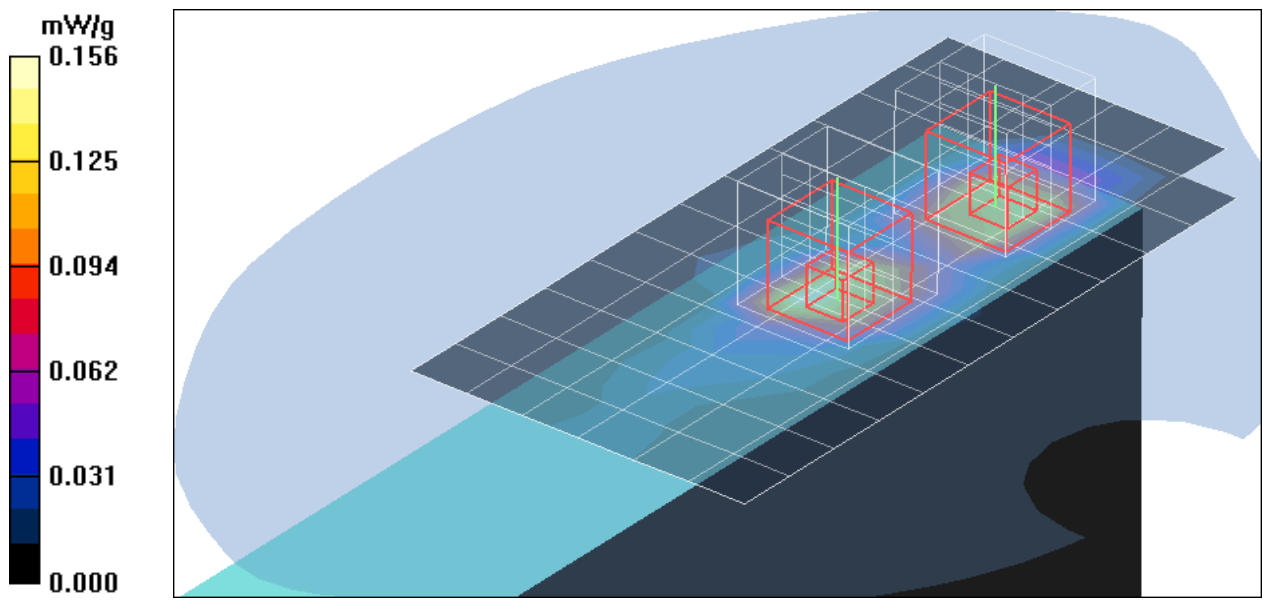
Middle CH Rate=6M bit/Zoom Scan (5x5x7)/Cube 1: Measurement grid: dx=7.5mm, dy=7.5mm, dz=5mm

Reference Value = 6.03 V/m; Power Drift = -0.103 dB

Peak SAR (extrapolated) = 0.324 W/kg

SAR(1 g) = 0.153 mW/g; SAR(10 g) = 0.071 mW/g

Maximum value of SAR (measured) = 0.213 mW/g



Test Laboratory: Compliance Certification Services Inc.

802.11g Top Touch mode Aux ant.

DUT: TA6; Type: 2-Spindle Tablet PC; Serial: N/A

Communication System: IEEE 802.11g WLAN; Frequency: 2412 MHz; Duty Cycle: 1:1.11

Medium parameters used: $f = 2412$ MHz; $\sigma = 1.93$ mho/m; $\epsilon_r = 51.6$; $\rho = 1000$ kg/m³

Phantom section: Flat Section

Air Temperature: 25.2 deg C; Liquid Temperature: 24.2 deg C

Area Scan Find Secondary Maximum Within 2dB and with a peak SAR value greater than 0.0012W/kg

DASY4 Configuration:

- Probe: EX3DV4 - SN3554; ConvF(6.12, 6.12, 6.12);
- Sensor-Surface: 2.5mm (Mechanical Surface Detection) Sensor-Surface: 0mm (Fix Surface)
- Electronics: DAE3 Sn427; Calibrated: 9/22/2005
- Phantom: SAM 12; Type: SAM V4.0; Serial: TP-1150
- Measurement SW: DASY4, V4.6 Build 23; Postprocessing SW: SEMCAD, V1.8 Build 161

Low CH Rate=6M bit/Area Scan (7x13x1): Measurement grid: dx=15mm, dy=15mm

Maximum value of SAR (measured) = 0.220 mW/g

Low CH Rate=6M bit/Zoom Scan (5x5x7)/Cube 0: Measurement grid: dx=7.5mm, dy=7.5mm, dz=5mm

Reference Value = 6.31 V/m; Power Drift = -0.156 dB

Peak SAR (extrapolated) = 0.384 W/kg

SAR(1 g) = 0.182 mW/g; SAR(10 g) = 0.084 mW/g

Maximum value of SAR (measured) = 0.239 mW/g

Low CH Rate=6M bit/Zoom Scan (5x5x7)/Cube 1: Measurement grid: dx=7.5mm, dy=7.5mm, dz=5mm

Reference Value = 6.31 V/m; Power Drift = -0.156 dB

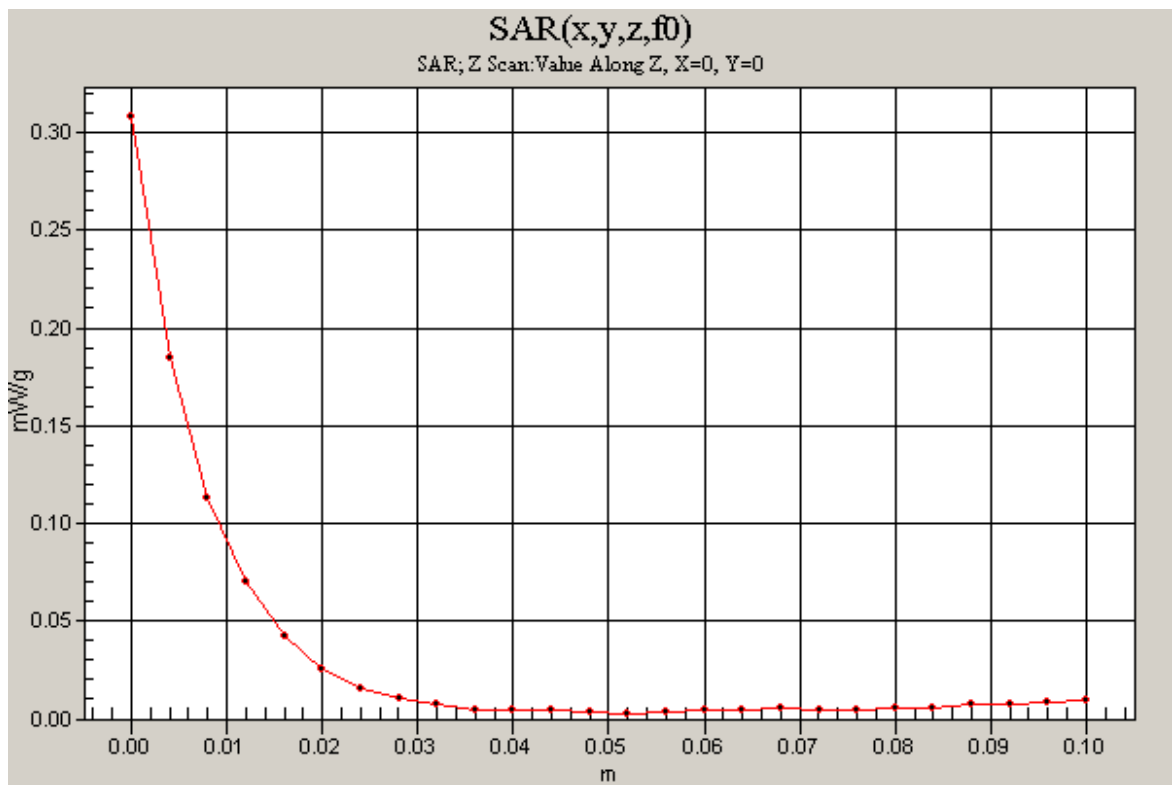
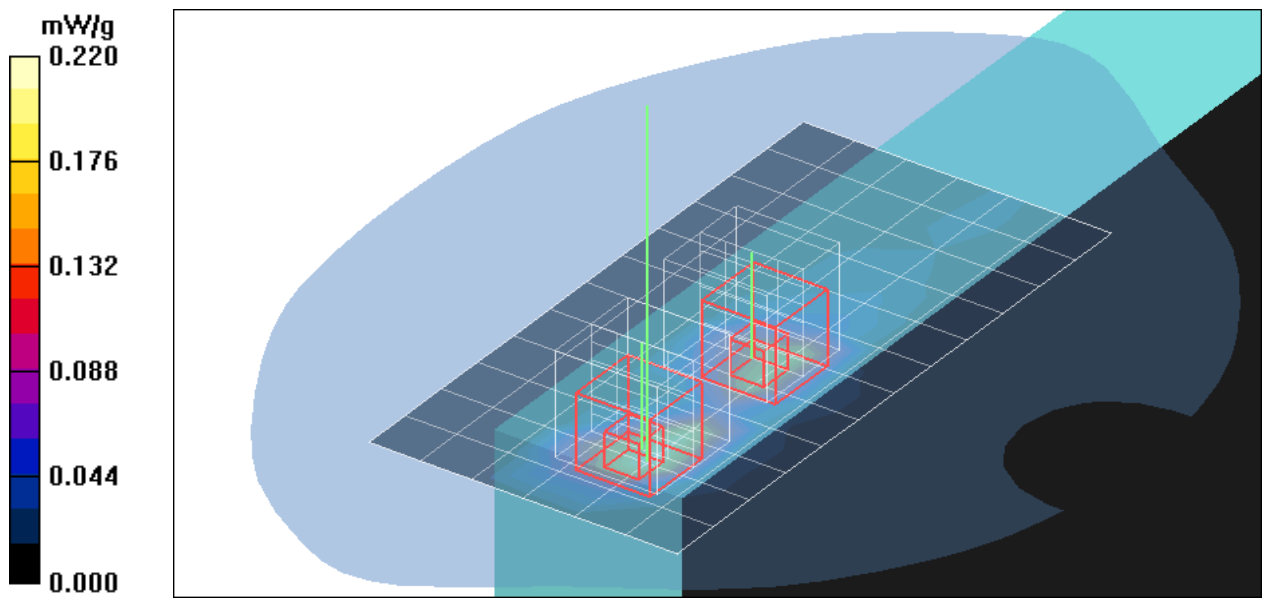
Peak SAR (extrapolated) = 0.479 W/kg

SAR(1 g) = 0.216 mW/g; SAR(10 g) = 0.096 mW/g

Maximum value of SAR (measured) = 0.307 mW/g

Low CH Rate=6M bit/Z Scan (1x1x26): Measurement grid: dx=20mm, dy=20mm, dz=4mm

Maximum value of SAR (measured) = 0.308 mW/g



Test Laboratory: Compliance Certification Services Inc.

802.11g Top Touch mode Aux ant.

DUT: TA6; Type: 2-Spindle Tablet PC; Serial: N/A

Communication System: IEEE 802.11g WLAN; Frequency: 2437 MHz; Duty Cycle: 1:1.11

Medium parameters used (interpolated): $f = 2437$ MHz; $\sigma = 1.96$ mho/m; $\epsilon_r = 51.5$; $\rho = 1000$ kg/m³

Phantom section: Flat Section

Air Temperature: 25.2 deg C; Liquid Temperature: 24.2 deg C

Area Scan Find Secondary Maximum Within 2dB and with a peak SAR value greater than 0.0012W/kg

DASY4 Configuration:

- Probe: EX3DV4 - SN3554; ConvF(6.12, 6.12, 6.12);
- Sensor-Surface: 2.5mm (Mechanical Surface Detection) Sensor-Surface: 0mm (Fix Surface)
- Electronics: DAE3 Sn427; Calibrated: 9/22/2005
- Phantom: SAM 12; Type: SAM V4.0; Serial: TP-1150
- Measurement SW: DASY4, V4.6 Build 23; Postprocessing SW: SEMCAD, V1.8 Build 161

Middle CH Rate=6M bit/Area Scan (7x13x1): Measurement grid: dx=15mm, dy=15mm

Maximum value of SAR (measured) = 0.228 mW/g

Middle CH Rate=6M bit/Zoom Scan (5x5x7)/Cube 0: Measurement grid: dx=7.5mm, dy=7.5mm, dz=5mm

Reference Value = 4.82 V/m; Power Drift = -0.168 dB

Peak SAR (extrapolated) = 0.356 W/kg

SAR(1 g) = 0.157 mW/g; SAR(10 g) = 0.069 mW/g

Maximum value of SAR (measured) = 0.230 mW/g

Middle CH Rate=6M bit/Zoom Scan (5x5x7)/Cube 1: Measurement grid: dx=7.5mm, dy=7.5mm, dz=5mm

Reference Value = 4.82 V/m; Power Drift = -0.168 dB

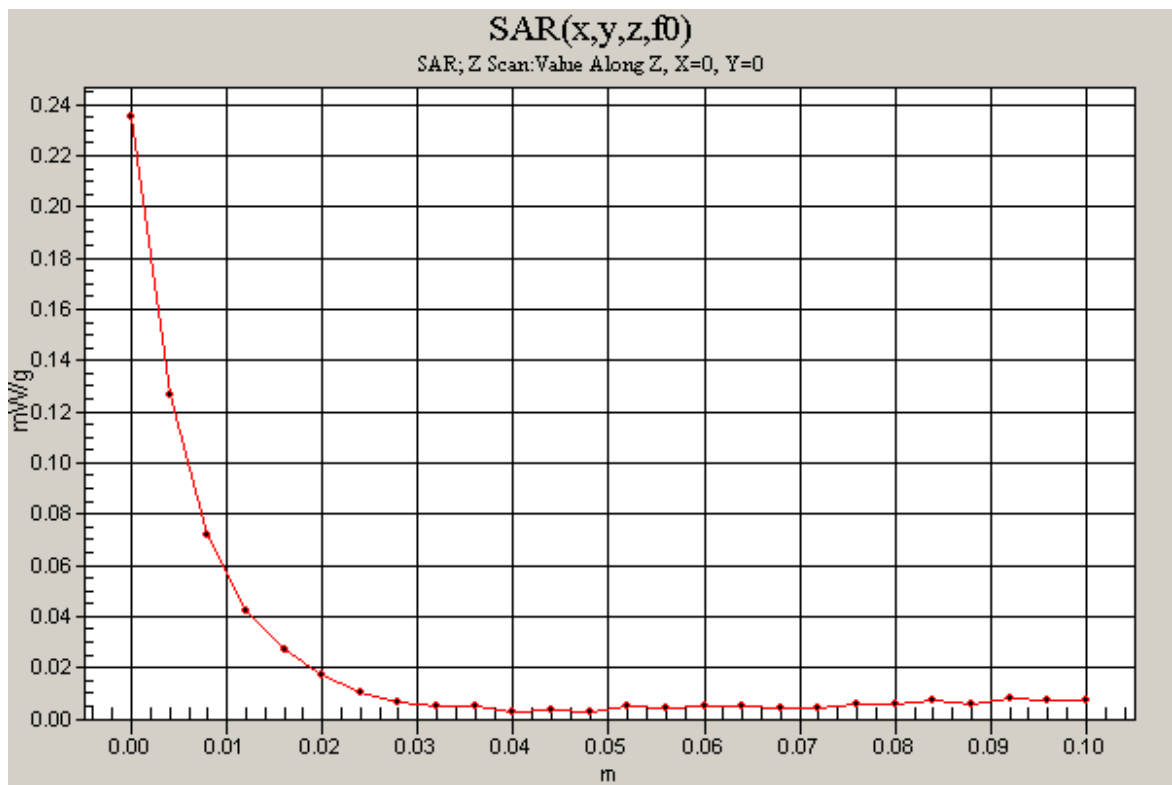
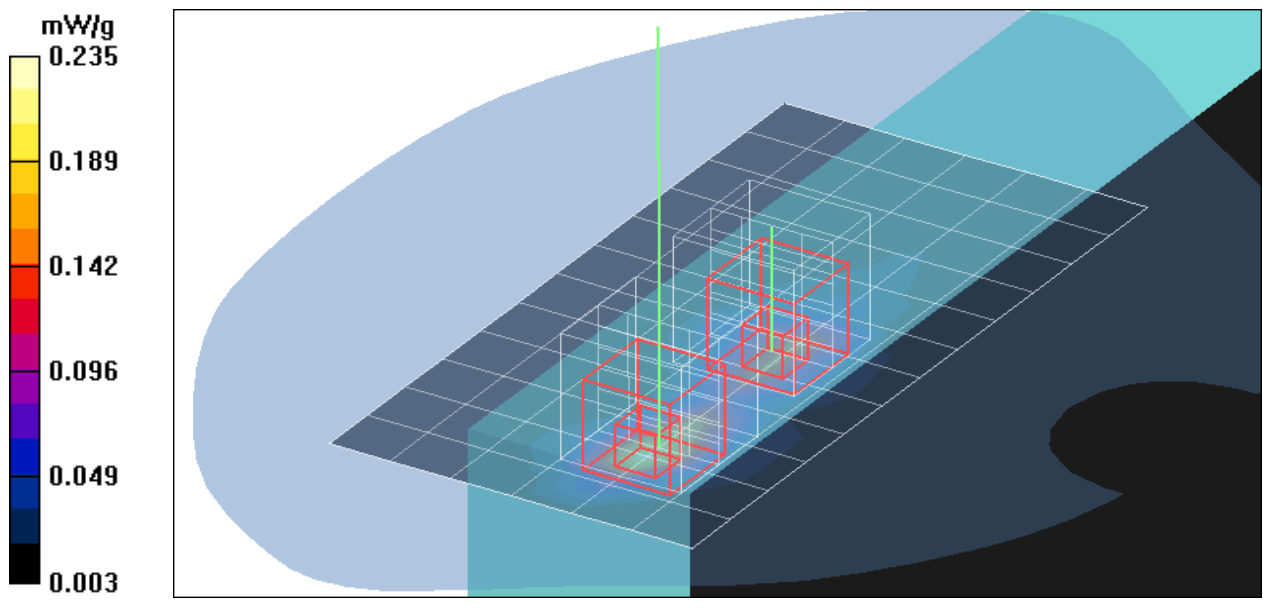
Peak SAR (extrapolated) = 0.288 W/kg

SAR(1 g) = 0.136 mW/g; SAR(10 g) = 0.062 mW/g

Maximum value of SAR (measured) = 0.192 mW/g

Middle CH Rate=6M bit/Z Scan (1x1x26): Measurement grid: dx=20mm, dy=20mm, dz=4mm

Maximum value of SAR (measured) = 0.235 mW/g



Test Laboratory: Compliance Certification Services Inc.

802.11g Right Touch mode Main ant.

DUT: TA6; Type: 2-Spindle Tablet PC; Serial: N/A

Communication System: IEEE 802.11g WLAN; Frequency: 2437 MHz; Duty Cycle: 1:1.11

Medium parameters used (interpolated): $f = 2437$ MHz; $\sigma = 1.96$ mho/m; $\epsilon_r = 51.5$; $\rho = 1000$ kg/m³

Phantom section: Flat Section

Air Temperature: 25.2 deg C; Liquid Temperature: 24.2 deg C

Area Scan Find Secondary Maximum Within 2dB and with a peak SAR value greater than 0.0012W/kg

DASY4 Configuration:

- Probe: EX3DV4 - SN3554; ConvF(6.12, 6.12, 6.12);
- Sensor-Surface: 2.5mm (Mechanical Surface Detection) Sensor-Surface: 0mm (Fix Surface)
- Electronics: DAE3 Sn427; Calibrated: 9/22/2005
- Phantom: SAM 12; Type: SAM V4.0; Serial: TP-1150
- Measurement SW: DASY4, V4.6 Build 23; Postprocessing SW: SEMCAD, V1.8 Build 161

Middle CH Rate=6M bit/Area Scan (7x15x1): Measurement grid: dx=15mm, dy=15mm

Maximum value of SAR (measured) = 0.037 mW/g

Middle CH Rate=6M bit/Zoom Scan (5x5x7)/Cube 0: Measurement grid: dx=7.5mm, dy=7.5mm, dz=5mm

Reference Value = 4.69 V/m; Power Drift = -0.044 dB

Peak SAR (extrapolated) = 0.085 W/kg

SAR(1 g) = 0.042 mW/g; SAR(10 g) = 0.020 mW/g

Maximum value of SAR (measured) = 0.060 mW/g

Middle CH Rate=6M bit/Zoom Scan (5x5x7)/Cube 1: Measurement grid: dx=7.5mm, dy=7.5mm, dz=5mm

Reference Value = 4.69 V/m; Power Drift = -0.044 dB

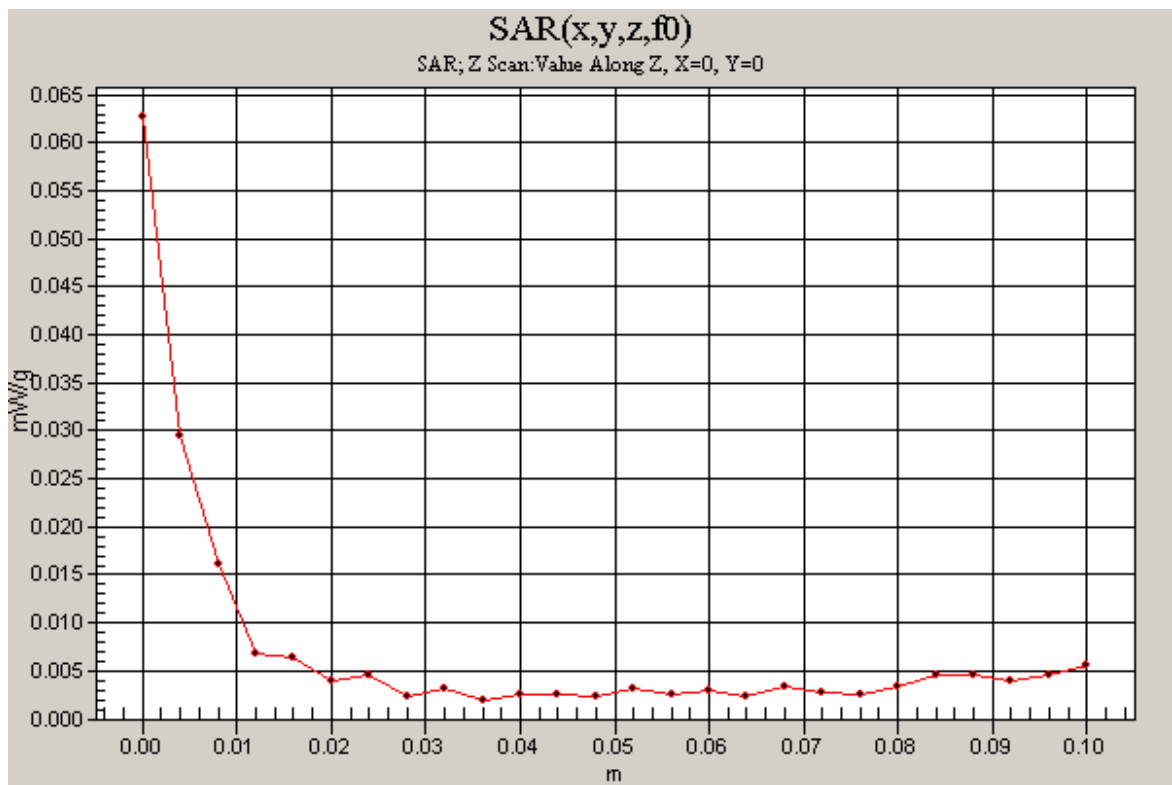
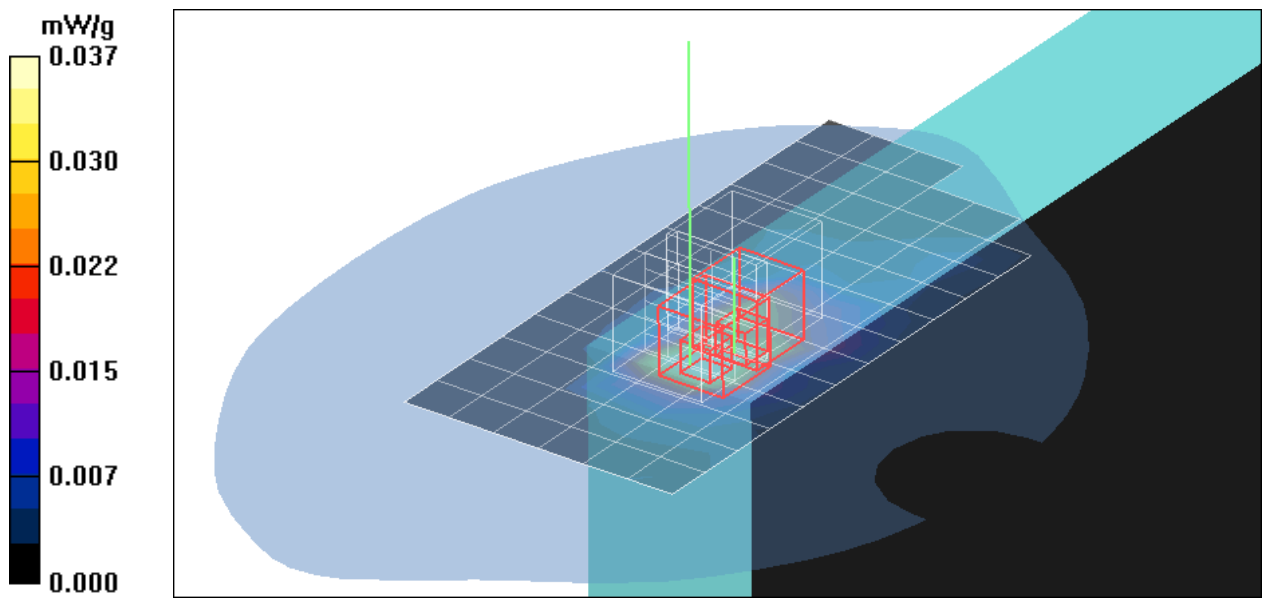
Peak SAR (extrapolated) = 0.069 W/kg

SAR(1 g) = 0.027 mW/g; SAR(10 g) = 0.015 mW/g

Maximum value of SAR (measured) = 0.044 mW/g

Middle CH Rate=6M bit/Z Scan (1x1x26): Measurement grid: dx=20mm, dy=20mm, dz=4mm

Maximum value of SAR (measured) = 0.063 mW/g



Test Laboratory: Compliance Certification Services Inc.

802.11g Left Touch mode Aux ant.

DUT: TA6; Type: 2-Spindle Tablet PC; Serial: N/A

Communication System: IEEE 802.11g WLAN; Frequency: 2437 MHz; Duty Cycle: 1:1.11

Medium parameters used (interpolated): $f = 2437$ MHz; $\sigma = 1.96$ mho/m; $\epsilon_r = 51.5$; $\rho = 1000$ kg/m³

Phantom section: Flat Section

Air Temperature: 25.2 deg C; Liquid Temperature: 24.2 deg C

Area Scan Find Secondary Maximum Within 2dB and with a peak SAR value greater than 0.0012W/kg

DASY4 Configuration:

- Probe: EX3DV4 - SN3554; ConvF(6.12, 6.12, 6.12);
- Sensor-Surface: 2.5mm (Mechanical Surface Detection) Sensor-Surface: 0mm (Fix Surface)
- Electronics: DAE3 Sn427; Calibrated: 9/22/2005
- Phantom: SAM 12; Type: SAM V4.0; Serial: TP-1150
- Measurement SW: DASY4, V4.6 Build 23; Postprocessing SW: SEMCAD, V1.8 Build 161

Middle CH Rate=6M bit/Area Scan (7x15x1): Measurement grid: dx=15mm, dy=15mm

Maximum value of SAR (measured) = 0.094 mW/g

Middle CH Rate=6M bit/Zoom Scan (5x5x7)/Cube 0: Measurement grid: dx=7.5mm, dy=7.5mm, dz=5mm

Reference Value = 5.60 V/m; Power Drift = -0.133 dB

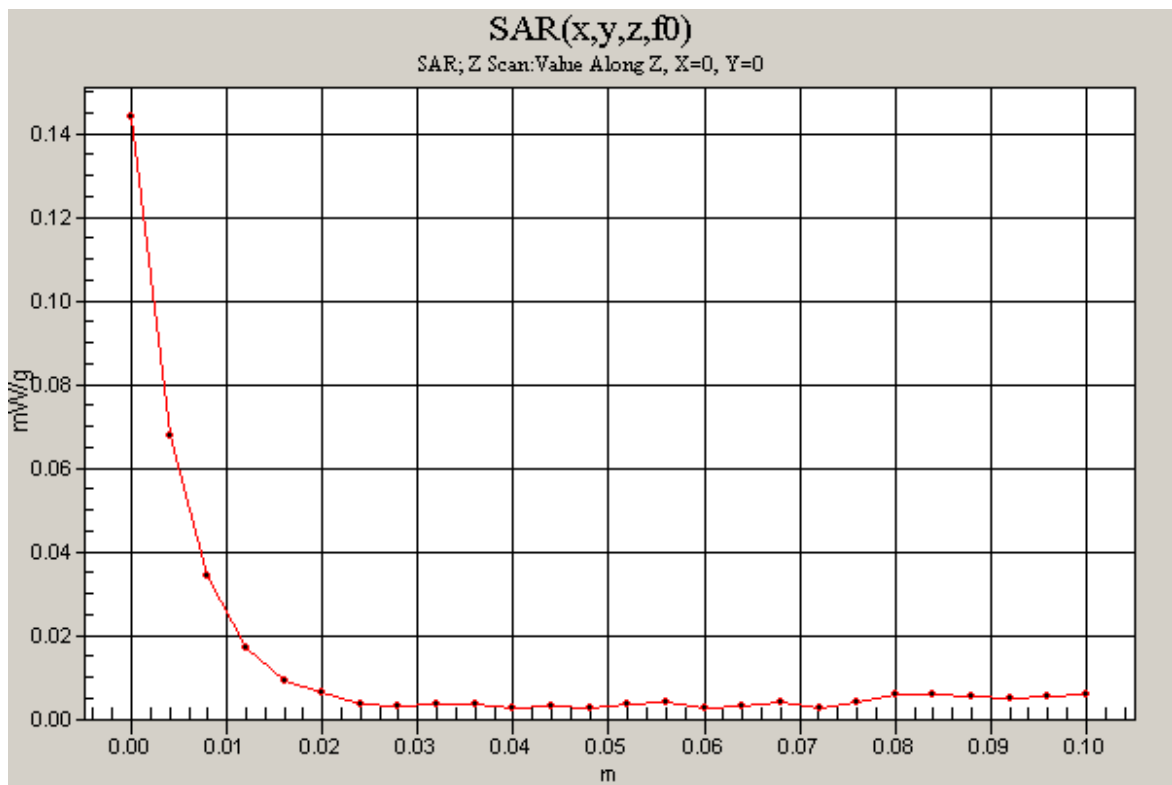
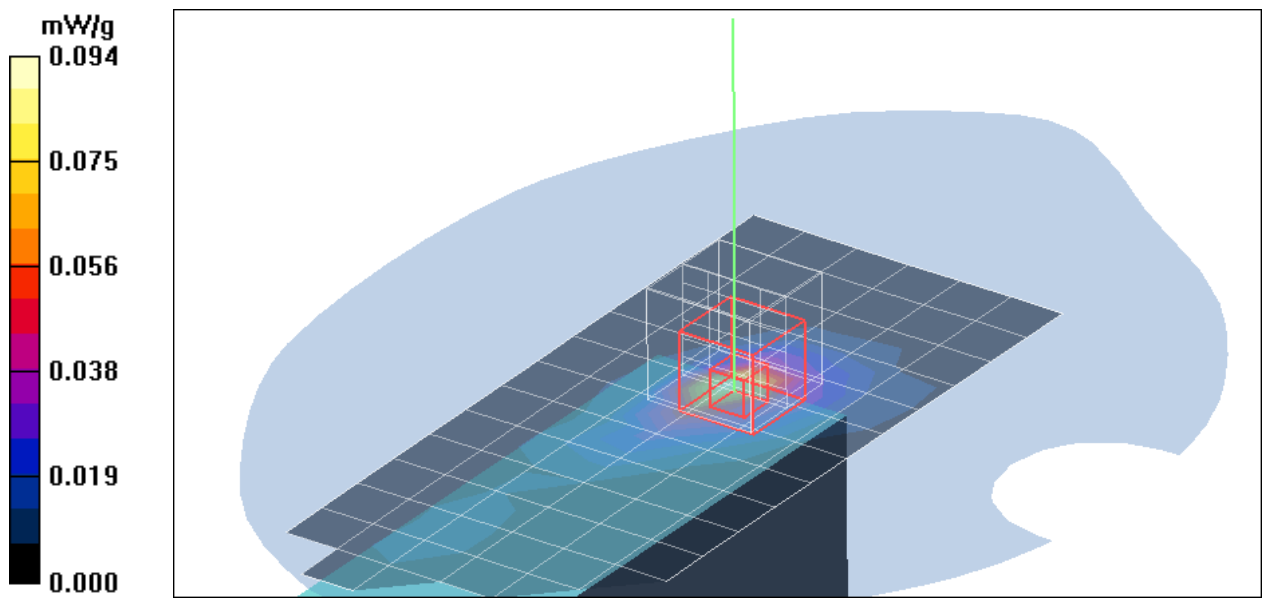
Peak SAR (extrapolated) = 0.212 W/kg

SAR(1 g) = 0.084 mW/g; SAR(10 g) = 0.035 mW/g

Maximum value of SAR (measured) = 0.134 mW/g

Middle CH Rate=6M bit/Z Scan (1x1x26): Measurement grid: dx=20mm, dy=20mm, dz=4mm

Maximum value of SAR (measured) = 0.144 mW/g



Test Laboratory: Compliance Certification Services Inc.

802.11g Top Touch mode Main ant. 11.1v

DUT: TA6; Type: 2-Spindle Tablet PC; Serial: N/A

Communication System: IEEE 802.11b WLAN; Frequency: 2462 MHz; Duty Cycle: 1:1.11

Medium parameters used: $f = 2462$ MHz; $\sigma = 1.99$ mho/m; $\epsilon_r = 51.4$; $\rho = 1000$ kg/m³

Phantom section: Flat Section

Air Temperature: 25.2 deg C; Liquid Temperature: 24.2 deg C

Area Scan Find Secondary Maximum Within 2dB and with a peak SAR value greater than 0.0012W/kg

DASY4 Configuration:

- Probe: EX3DV4 - SN3554; ConvF(6.12, 6.12, 6.12);
- Sensor-Surface: 2.5mm (Mechanical Surface Detection) Sensor-Surface: 0mm (Fix Surface)
- Electronics: DAE3 Sn427; Calibrated: 9/22/2005
- Phantom: SAM 12; Type: SAM V4.0; Serial: TP-1150
- Measurement SW: DASY4, V4.6 Build 23; Postprocessing SW: SEMCAD, V1.8 Build 161

Low CH Rate=6M bit/Area Scan (7x13x1): Measurement grid: dx=15mm, dy=15mm

Maximum value of SAR (measured) = 0.188 mW/g

Low CH Rate=6M bit/Zoom Scan (5x5x7)/Cube 0: Measurement grid: dx=7.5mm, dy=7.5mm, dz=5mm

Reference Value = 6.85 V/m; Power Drift = -0.082 dB

Peak SAR (extrapolated) = 0.506 W/kg

SAR(1 g) = 0.231 mW/g; SAR(10 g) = 0.102 mW/g

Maximum value of SAR (measured) = 0.331 mW/g

Low CH Rate=6M bit/Zoom Scan (5x5x7)/Cube 1: Measurement grid: dx=7.5mm, dy=7.5mm, dz=5mm

Reference Value = 6.85 V/m; Power Drift = -0.082 dB

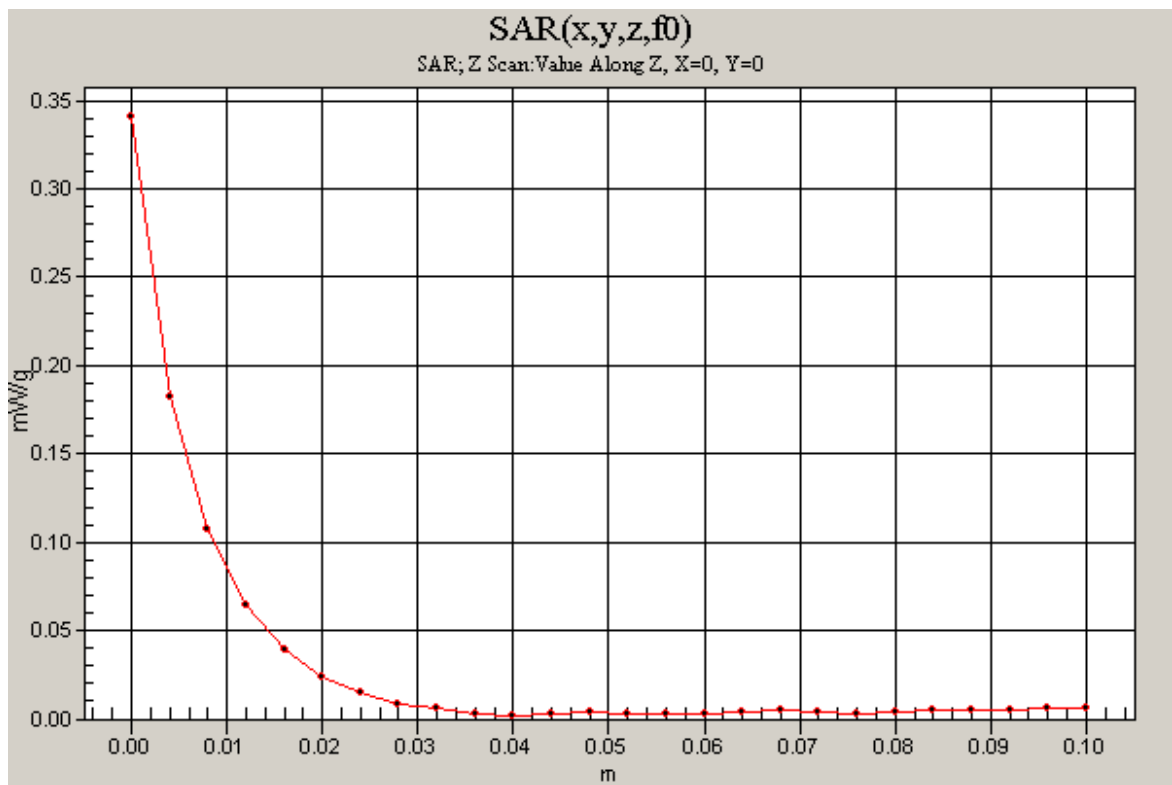
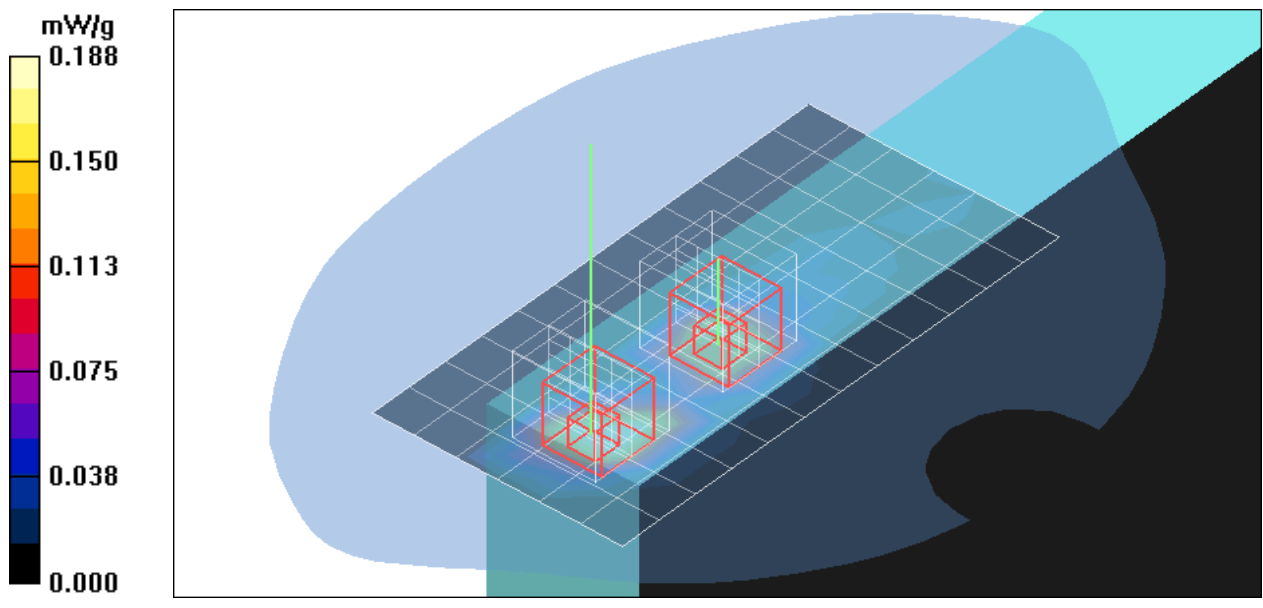
Peak SAR (extrapolated) = 0.408 W/kg

SAR(1 g) = 0.195 mW/g; SAR(10 g) = 0.089 mW/g

Maximum value of SAR (measured) = 0.275 mW/g

Low CH Rate=6M bit/Z Scan (1x1x26): Measurement grid: dx=20mm, dy=20mm, dz=4mm

Maximum value of SAR (measured) = 0.341 mW/g



Test Laboratory: Compliance Certification Services Inc.

802.11g Top Touch mode Main ant. 14.4v

DUT: TA6; Type: 2-Spindle Tablet PC; Serial: N/A

Communication System: IEEE 802.11b WLAN; Frequency: 2462 MHz; Duty Cycle: 1:1.11

Medium parameters used: $f = 2462$ MHz; $\sigma = 1.99$ mho/m; $\epsilon_r = 51.4$; $\rho = 1000$ kg/m³

Phantom section: Flat Section

Air Temperature: 25.2 deg C; Liquid Temperature: 24.2 deg C

Area Scan Find Secondary Maximum Within 2dB and with a peak SAR value greater than 0.0012W/kg

DASY4 Configuration:

- Probe: EX3DV4 - SN3554; ConvF(6.12, 6.12, 6.12);
- Sensor-Surface: 2.5mm (Mechanical Surface Detection) Sensor-Surface: 0mm (Fix Surface)
- Electronics: DAE3 Sn427; Calibrated: 9/22/2005
- Phantom: SAM 12; Type: SAM V4.0; Serial: TP-1150
- Measurement SW: DASY4, V4.6 Build 23; Postprocessing SW: SEMCAD, V1.8 Build 161

Low CH Rate=6M bit/Area Scan (7x13x1): Measurement grid: dx=15mm, dy=15mm

Maximum value of SAR (measured) = 0.262 mW/g

Low CH Rate=6M bit/Zoom Scan (5x5x7)/Cube 0: Measurement grid: dx=7.5mm, dy=7.5mm, dz=5mm

Reference Value = 7.73 V/m; Power Drift = -0.073 dB

Peak SAR (extrapolated) = 0.549 W/kg

SAR(1 g) = 0.250 mW/g; SAR(10 g) = 0.111 mW/g

Maximum value of SAR (measured) = 0.371 mW/g

Low CH Rate=6M bit/Zoom Scan (5x5x7)/Cube 1: Measurement grid: dx=7.5mm, dy=7.5mm, dz=5mm

Reference Value = 7.73 V/m; Power Drift = -0.073 dB

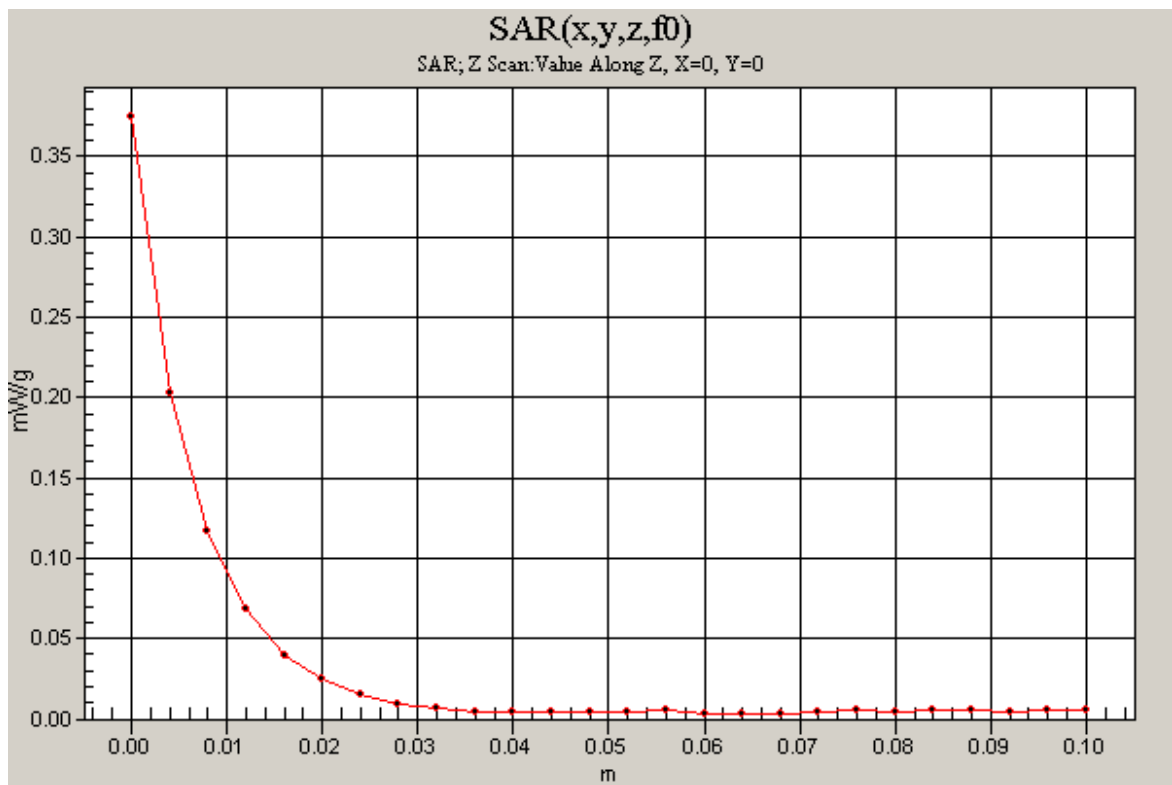
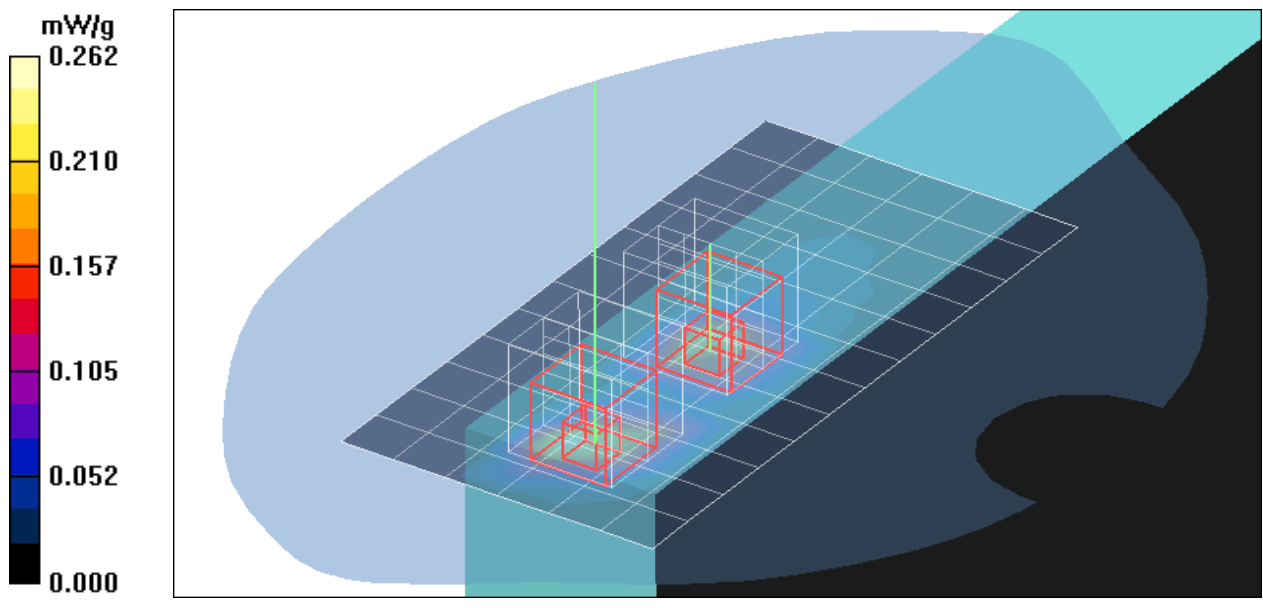
Peak SAR (extrapolated) = 0.458 W/kg

SAR(1 g) = 0.218 mW/g; SAR(10 g) = 0.099 mW/g

Maximum value of SAR (measured) = 0.307 mW/g

Low CH Rate=6M bit/Z Scan (1x1x26): Measurement grid: dx=20mm, dy=20mm, dz=4mm

Maximum value of SAR (measured) = 0.375 mW/g



Test Laboratory: Compliance Certification Services Inc.

802.11g Top Touch mode Main ant. 14.8v

DUT: TA6; Type: 2-Spindle Tablet PC; Serial: N/A

Communication System: IEEE 802.11b WLAN; Frequency: 2462 MHz; Duty Cycle: 1:1.11

Medium parameters used: $f = 2462$ MHz; $\sigma = 1.99$ mho/m; $\epsilon_r = 51.4$; $\rho = 1000$ kg/m³

Phantom section: Flat Section

Air Temperature: 25.2 deg C; Liquid Temperature: 24.2 deg C

Area Scan Find Secondary Maximum Within 2dB and with a peak SAR value greater than 0.0012W/kg

DASY4 Configuration:

- Probe: EX3DV4 - SN3554; ConvF(6.12, 6.12, 6.12);
- Sensor-Surface: 2.5mm (Mechanical Surface Detection) Sensor-Surface: 0mm (Fix Surface)
- Electronics: DAE3 Sn427; Calibrated: 9/22/2005
- Phantom: SAM 12; Type: SAM V4.0; Serial: TP-1150
- Measurement SW: DASY4, V4.6 Build 23; Postprocessing SW: SEMCAD, V1.8 Build 161

Low CH Rate=6M bit/Area Scan (7x13x1): Measurement grid: dx=15mm, dy=15mm

Maximum value of SAR (measured) = 0.181 mW/g

Low CH Rate=6M bit/Zoom Scan (5x5x7)/Cube 0: Measurement grid: dx=7.5mm, dy=7.5mm, dz=5mm

Reference Value = 6.47 V/m; Power Drift = -0.046 dB

Peak SAR (extrapolated) = 0.423 W/kg

SAR(1 g) = 0.198 mW/g; SAR(10 g) = 0.090 mW/g

Maximum value of SAR (measured) = 0.285 mW/g

Low CH Rate=6M bit/Zoom Scan (5x5x7)/Cube 1: Measurement grid: dx=7.5mm, dy=7.5mm, dz=5mm

Reference Value = 6.47 V/m; Power Drift = -0.046 dB

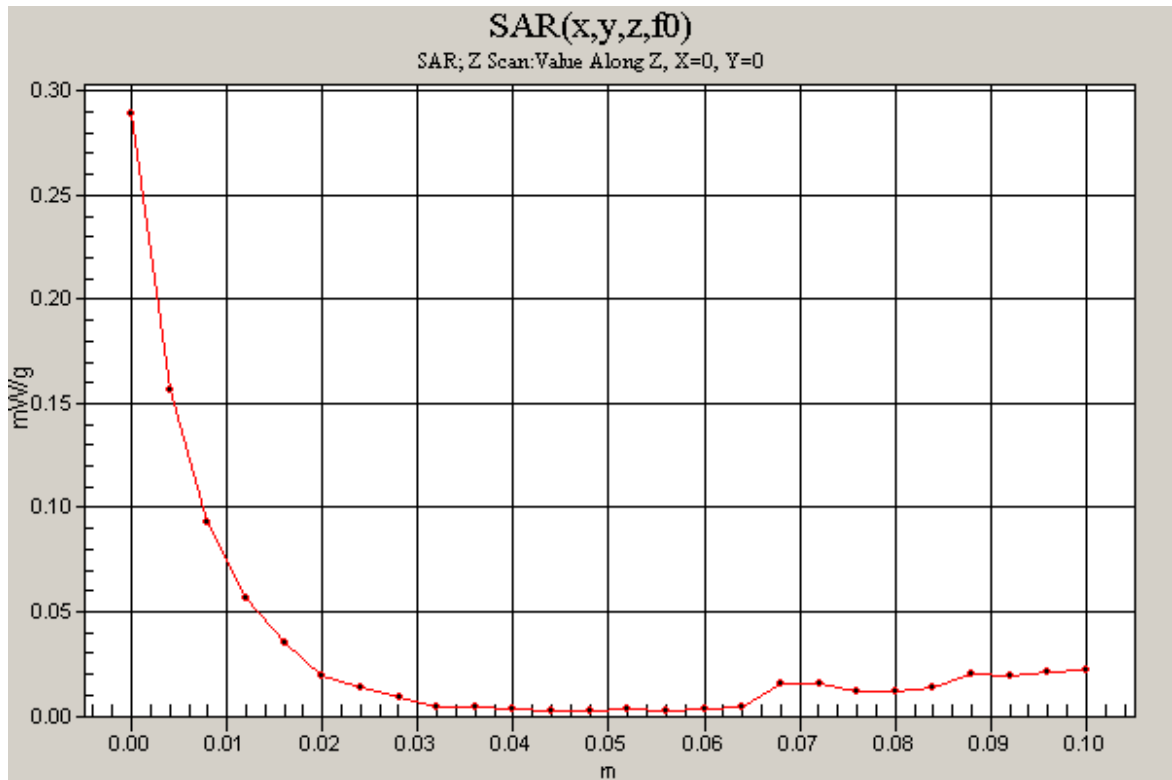
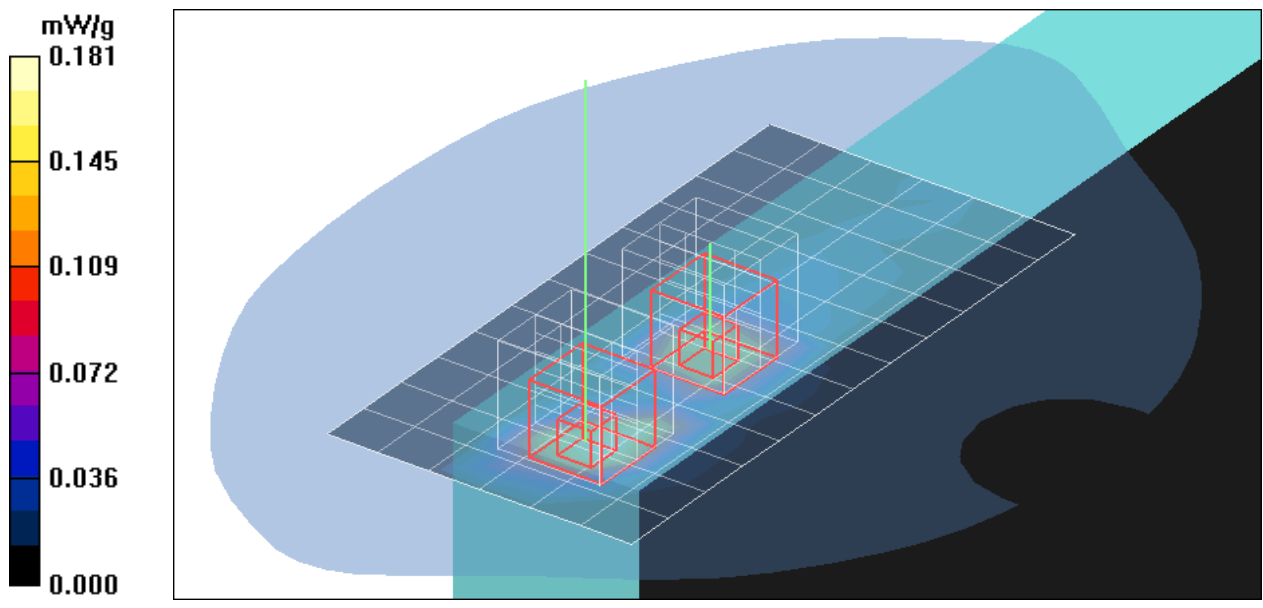
Peak SAR (extrapolated) = 0.367 W/kg

SAR(1 g) = 0.175 mW/g; SAR(10 g) = 0.080 mW/g

Maximum value of SAR (measured) = 0.244 mW/g

Low CH Rate=6M bit/Z Scan (1x1x26): Measurement grid: dx=20mm, dy=20mm, dz=4mm

Maximum value of SAR (measured) = 0.289 mW/g



Test Laboratory: Compliance Certification Services Inc.

802.11a UNII Top Touch mode Main ant.

DUT: TA6; Type: 2-Spindle Tablet PC; Serial: N/A

Communication System: IEEE 802.11 A; Frequency: 5260 MHz; Duty Cycle: 1:1.11

Medium parameters used: $f = 5260$ MHz; $\sigma = 5.47$ mho/m; $\epsilon_r = 48.1$; $\rho = 1000$ kg/m³

Phantom section: Flat Section

Air Temperature: 25.0 deg C; Liquid Temperature: 24.0 deg C

Area Scan Find Secondary Maximum Within 2dB and with a peak SAR value greater than 0.0012W/kg

DASY4 Configuration:

- Probe: EX3DV4 - SN3554; ConvF(3.99, 3.99, 3.99);
- Sensor-Surface: 2.5mm (Mechanical Surface Detection) Sensor-Surface: 0mm (Fix Surface)
- Electronics: DAE3 Sn427; Calibrated: 9/22/2005
- Phantom: SAM 12; Type: SAM V4.0; Serial: TP-1150
- Measurement SW: DASY4, V4.6 Build 23; Postprocessing SW: SEMCAD, V1.8 Build 161

UNII Middle CH Rate=6M bit/Area Scan (10x22x1): Measurement grid: dx=10mm, dy=10mm

Maximum value of SAR (measured) = 0.075 mW/g

UNII Middle CH Rate=6M bit/Zoom Scan (8x8x8)/Cube 0: Measurement grid:

dx=4.3mm, dy=4.3mm, dz=3mm

Reference Value = 2.13 V/m; Power Drift = -0.109 dB

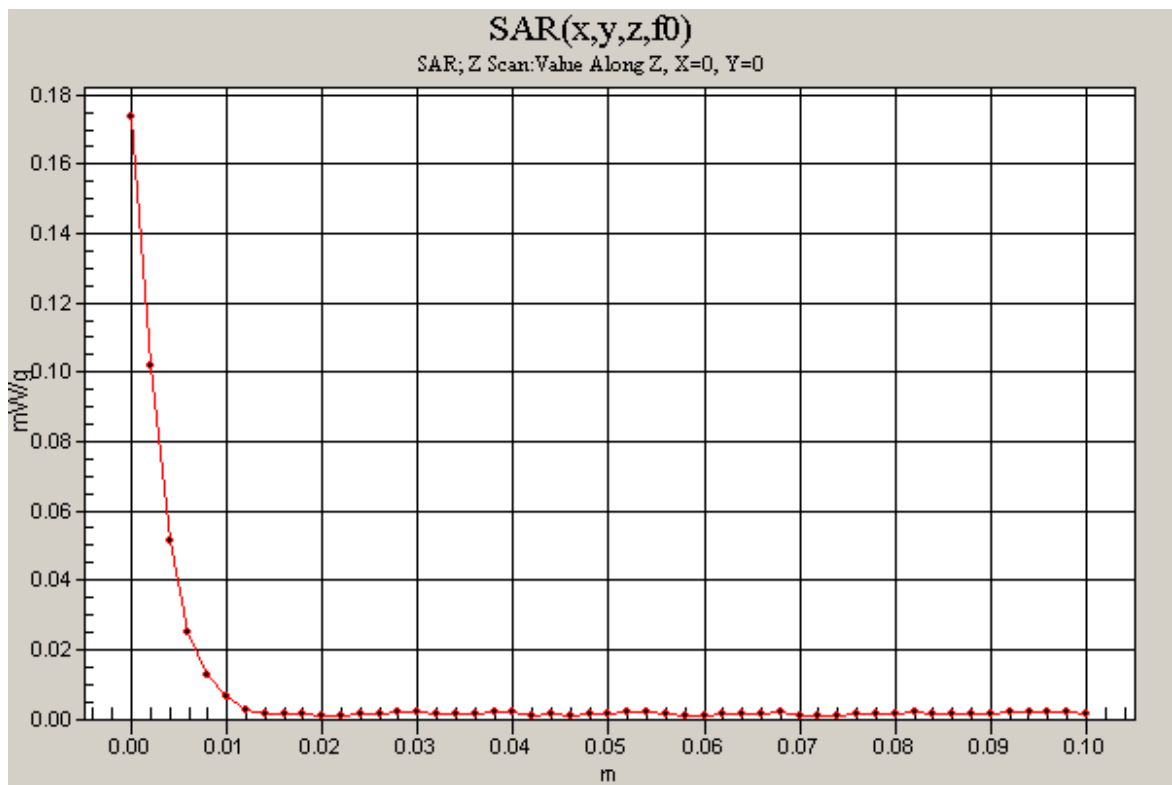
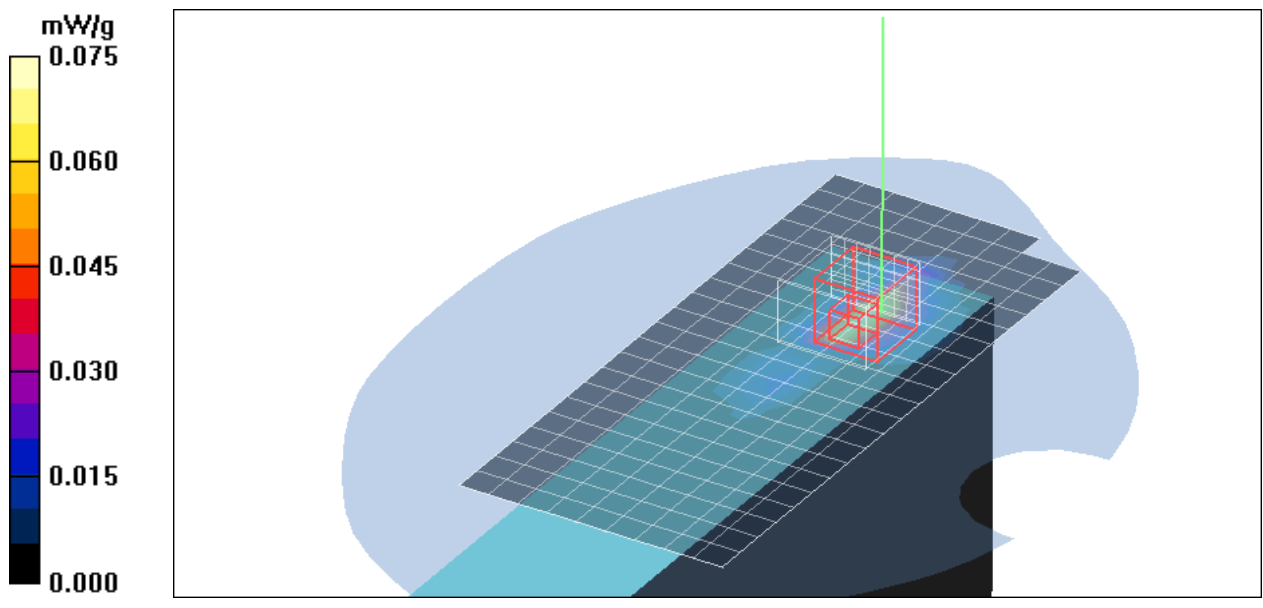
Peak SAR (extrapolated) = 0.124 W/kg

SAR(1 g) = 0.033 mW/g; SAR(10 g) = 0.011 mW/g

Maximum value of SAR (measured) = 0.060 mW/g

UNII Middle CH Rate=6M bit/Z Scan (1x1x51): Measurement grid: dx=20mm, dy=20mm, dz=2mm

Maximum value of SAR (measured) = 0.174 mW/g



Test Laboratory: Compliance Certification Services Inc.

802.11a UNII Top Touch mode Aux ant.

DUT: TA6; Type: 2-Spindle Tablet PC; Serial: N/A

Communication System: IEEE 802.11 A; Frequency: 5180 MHz; Duty Cycle: 1:1.11

Medium parameters used: $f = 5180$ MHz; $\sigma = 5.35$ mho/m; $\epsilon_r = 48.2$; $\rho = 1000$ kg/m³

Phantom section: Flat Section

Air Temperature: 25.0 deg C; Liquid Temperature: 24.0 deg C

Area Scan Find Secondary Maximum Within 2dB and with a peak SAR value greater than 0.0012W/kg

DASY4 Configuration:

- Probe: EX3DV4 - SN3554; ConvF(3.99, 3.99, 3.99);
- Sensor-Surface: 2.5mm (Mechanical Surface Detection) Sensor-Surface: 0mm (Fix Surface)
- Electronics: DAE3 Sn427; Calibrated: 9/22/2005
- Phantom: SAM 12; Type: SAM V4.0; Serial: TP-1150
- Measurement SW: DASY4, V4.6 Build 23; Postprocessing SW: SEMCAD, V1.8 Build 161

UNII Low CH Rate=6M bit/Area Scan (8x17x1): Measurement grid: dx=10mm, dy=10mm

Maximum value of SAR (measured) = 0.223 mW/g

UNII Low CH Rate=6M bit/Zoom Scan (8x8x8)/Cube 0: Measurement grid:

dx=4.3mm, dy=4.3mm, dz=3mm

Reference Value = 1.89 V/m; Power Drift = -0.076 dB

Peak SAR (extrapolated) = 0.516 W/kg

SAR(1 g) = 0.128 mW/g; SAR(10 g) = 0.044 mW/g

Maximum value of SAR (measured) = 0.217 mW/g

UNII Low CH Rate=6M bit/Zoom Scan (8x8x8)/Cube 1: Measurement grid:

dx=4.3mm, dy=4.3mm, dz=3mm

Reference Value = 1.89 V/m; Power Drift = -0.076 dB

Peak SAR (extrapolated) = 0.593 W/kg

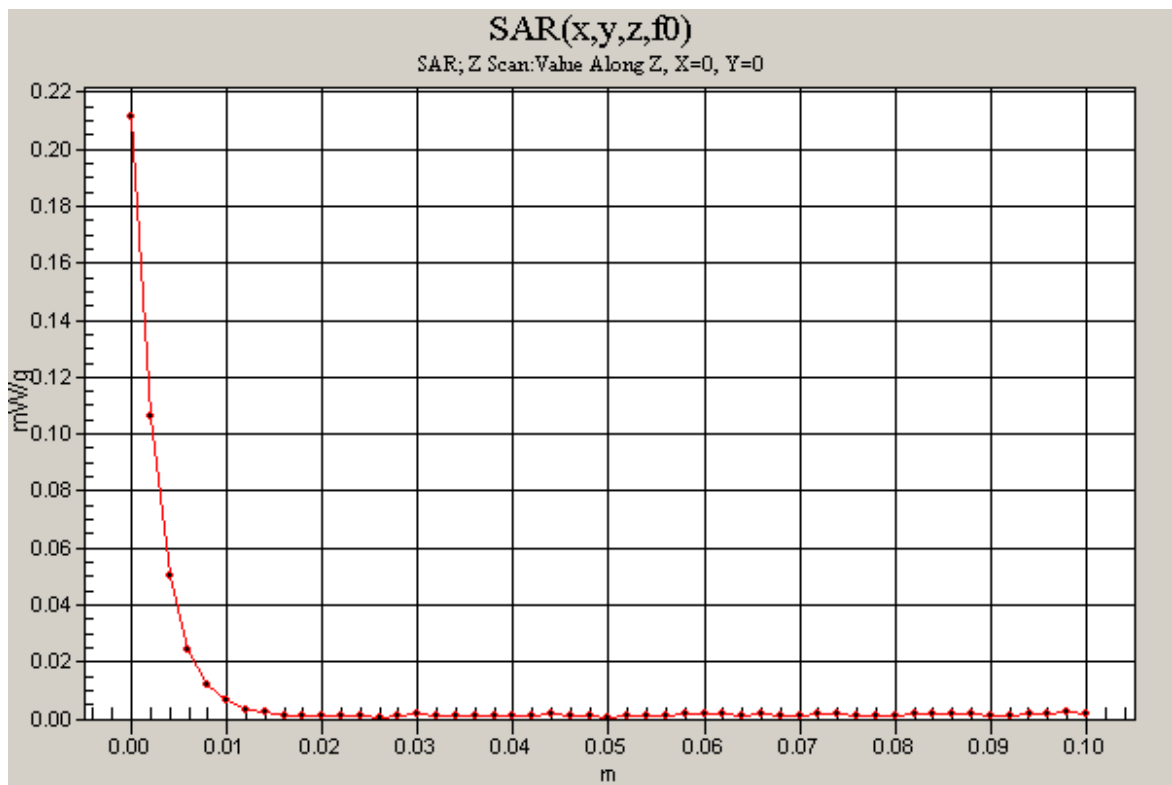
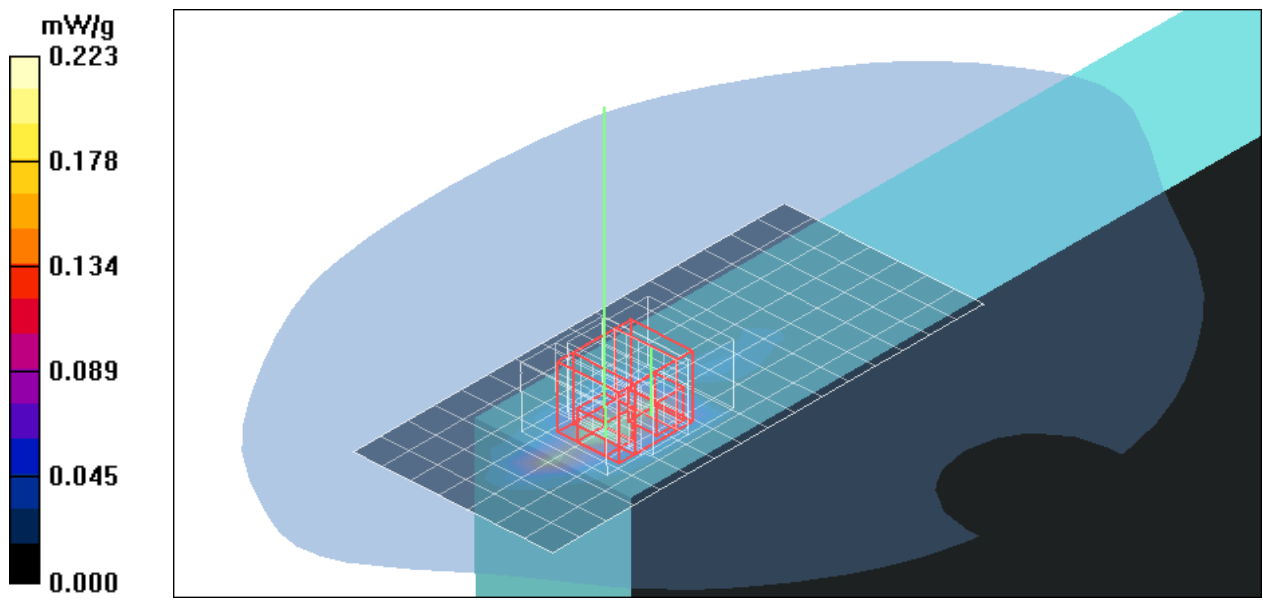
SAR(1 g) = 0.123 mW/g; SAR(10 g) = 0.042 mW/g

Maximum value of SAR (measured) = 0.221 mW/g

UNII Low CH Rate=6M bit/Z Scan (1x1x51): Measurement grid: dx=20mm, dy=20mm,

dz=2mm

Maximum value of SAR (measured) = 0.212 mW/g



Test Laboratory: Compliance Certification Services Inc.

802.11a UNII Top Touch mode Aux ant.

DUT: TA6; Type: 2-Spindle Tablet PC; Serial: N/A

Communication System: IEEE 802.11 A; Frequency: 5260 MHz; Duty Cycle: 1:1.11

Medium parameters used: $f = 5260$ MHz; $\sigma = 5.47$ mho/m; $\epsilon_r = 48.1$; $\rho = 1000$ kg/m³

Phantom section: Flat Section

Air Temperature: 25.0 deg C; Liquid Temperature: 24.0 deg C

Area Scan Find Secondary Maximum Within 2dB and with a peak SAR value greater than 0.0012W/kg

DASY4 Configuration:

- Probe: EX3DV4 - SN3554; ConvF(3.99, 3.99, 3.99);
- Sensor-Surface: 2.5mm (Mechanical Surface Detection) Sensor-Surface: 0mm (Fix Surface)
- Electronics: DAE3 Sn427; Calibrated: 9/22/2005
- Phantom: SAM 12; Type: SAM V4.0; Serial: TP-1150
- Measurement SW: DASY4, V4.6 Build 23; Postprocessing SW: SEMCAD, V1.8 Build 161

UNII Middle CH Rate=6M bit/Area Scan (10x17x1): Measurement grid: dx=10mm, dy=10mm

Maximum value of SAR (measured) = 0.162 mW/g

UNII Middle CH Rate=6M bit/Zoom Scan (8x8x8)/Cube 0: Measurement grid:

dx=4.3mm, dy=4.3mm, dz=3mm

Reference Value = 1.53 V/m; Power Drift = -0.045 dB

Peak SAR (extrapolated) = 0.716 W/kg

SAR(1 g) = 0.109 mW/g; SAR(10 g) = 0.036 mW/g

Maximum value of SAR (measured) = 0.192 mW/g

UNII Middle CH Rate=6M bit/Zoom Scan (8x8x8)/Cube 1: Measurement grid:

dx=4.3mm, dy=4.3mm, dz=3mm

Reference Value = 1.53 V/m; Power Drift = -0.045 dB

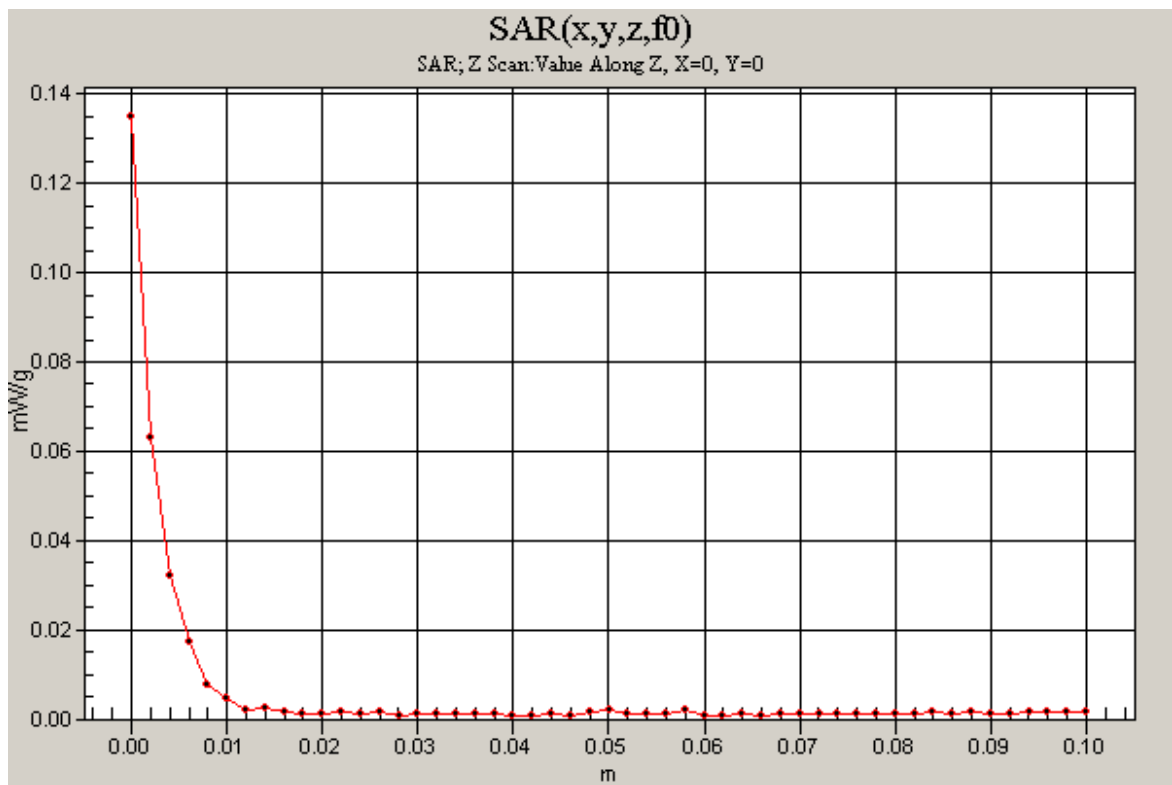
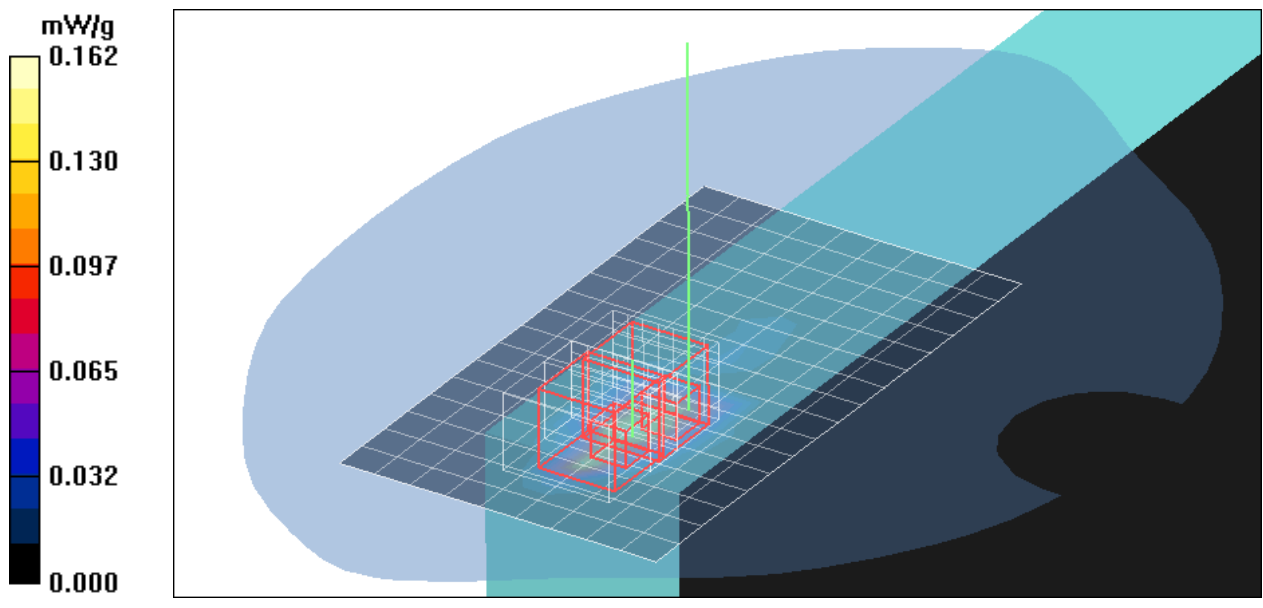
Peak SAR (extrapolated) = 0.461 W/kg

SAR(1 g) = 0.081 mW/g; SAR(10 g) = 0.025 mW/g

Maximum value of SAR (measured) = 0.166 mW/g

UNII Middle CH Rate=6M bit/Z Scan (1x1x51): Measurement grid: dx=20mm, dy=20mm, dz=2mm

Maximum value of SAR (measured) = 0.135 mW/g



Test Laboratory: Compliance Certification Services Inc.

802.11a UNII Right Touch mode Main ant.

DUT: TA6; Type: 2-Spindle Tablet PC; Serial: N/A

Communication System: IEEE 802.11 A; Frequency: 5260 MHz; Duty Cycle: 1:1.11

Medium parameters used: $f = 5260$ MHz; $\sigma = 5.47$ mho/m; $\epsilon_r = 48.1$; $\rho = 1000$ kg/m³

Phantom section: Flat Section

Air Temperature: 25.0 deg C; Liquid Temperature: 24.0 deg C

Area Scan Find Secondary Maximum Within 2dB and with a peak SAR value greater than 0.0012W/kg

DASY4 Configuration:

- Probe: EX3DV4 - SN3554; ConvF(3.99, 3.99, 3.99);
- Sensor-Surface: 2.5mm (Mechanical Surface Detection) Sensor-Surface: 0mm (Fix Surface)
- Electronics: DAE3 Sn427; Calibrated: 9/22/2005
- Phantom: SAM 12; Type: SAM V4.0; Serial: TP-1150
- Measurement SW: DASY4, V4.6 Build 23; Postprocessing SW: SEMCAD, V1.8 Build 161

UNII Middle CH Rate=6M bit/Area Scan (8x19x1): Measurement grid: dx=10mm, dy=10mm

Maximum value of SAR (measured) = 0.045 mW/g

UNII Middle CH Rate=6M bit/Zoom Scan (8x8x8)/Cube 0: Measurement grid:

dx=4.3mm, dy=4.3mm, dz=3mm

Reference Value = 2.54 V/m; Power Drift = -0.035 dB

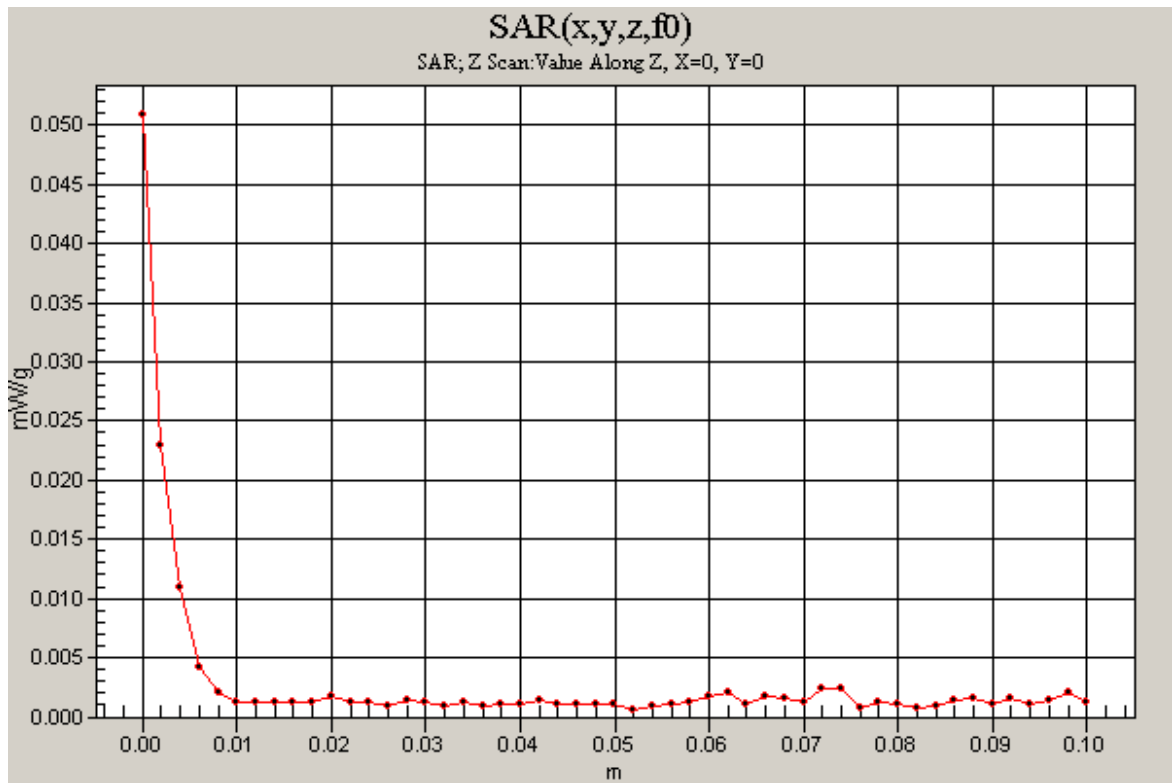
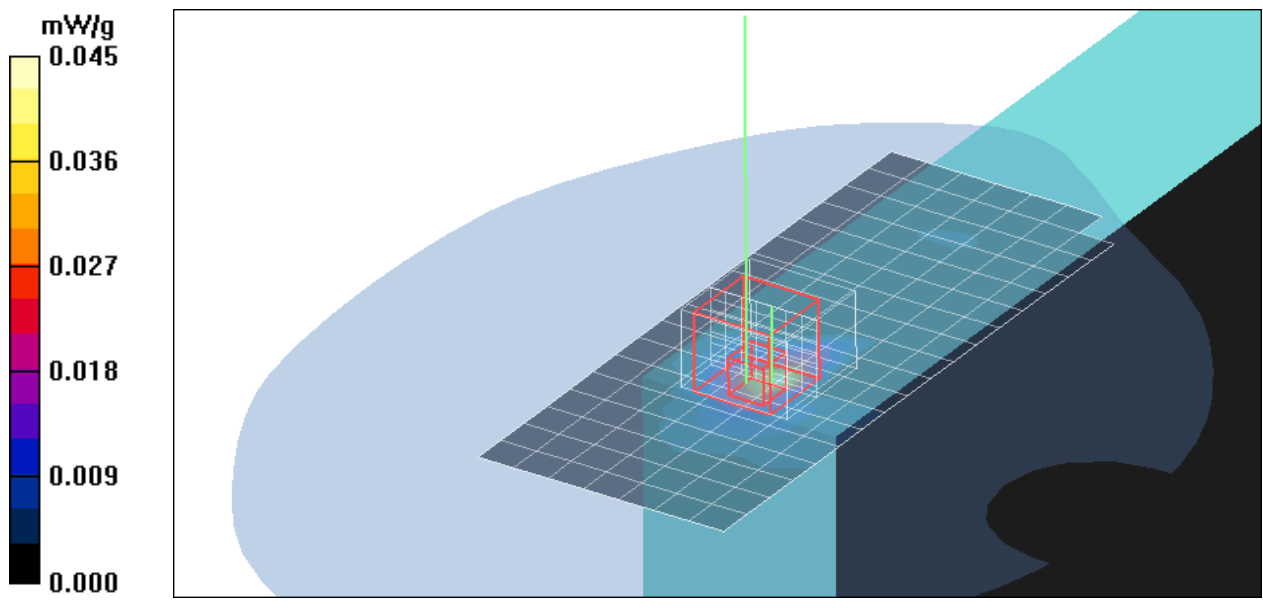
Peak SAR (extrapolated) = 0.089 W/kg

SAR(1 g) = 0.024 mW/g; SAR(10 g) = 0.00729 mW/g

Maximum value of SAR (measured) = 0.049 mW/g

UNII Middle CH Rate=6M bit/Z Scan (1x1x51): Measurement grid: dx=20mm, dy=20mm, dz=2mm

Maximum value of SAR (measured) = 0.051 mW/g



Test Laboratory: Compliance Certification Services Inc.

802.11a UNII Left Touch mode Aux ant.

DUT: TA6; Type: 2-Spindle Tablet PC; Serial: N/A

Communication System: IEEE 802.11 A; Frequency: 5260 MHz; Duty Cycle: 1:1.11

Medium parameters used: $f = 5260$ MHz; $\sigma = 5.47$ mho/m; $\epsilon_r = 48.1$; $\rho = 1000$ kg/m³

Phantom section: Flat Section

Air Temperature: 25.0 deg C; Liquid Temperature: 24.0 deg C

Area Scan Find Secondary Maximum Within 2dB and with a peak SAR value greater than 0.0012W/kg

DASY4 Configuration:

- Probe: EX3DV4 - SN3554; ConvF(3.99, 3.99, 3.99);
- Sensor-Surface: 2.5mm (Mechanical Surface Detection) Sensor-Surface: 0mm (Fix Surface)
- Electronics: DAE3 Sn427; Calibrated: 9/22/2005
- Phantom: SAM 12; Type: SAM V4.0; Serial: TP-1150
- Measurement SW: DASY4, V4.6 Build 23; Postprocessing SW: SEMCAD, V1.8 Build 161

UNII Middle CH Rate=6M bit/Area Scan (8x17x1): Measurement grid: dx=10mm, dy=10mm

Maximum value of SAR (measured) = 0.249 mW/g

UNII Middle CH Rate=6M bit/Zoom Scan (8x8x8)/Cube 0: Measurement grid:

dx=4.3mm, dy=4.3mm, dz=3mm

Reference Value = 3.77 V/m; Power Drift = -0.093 dB

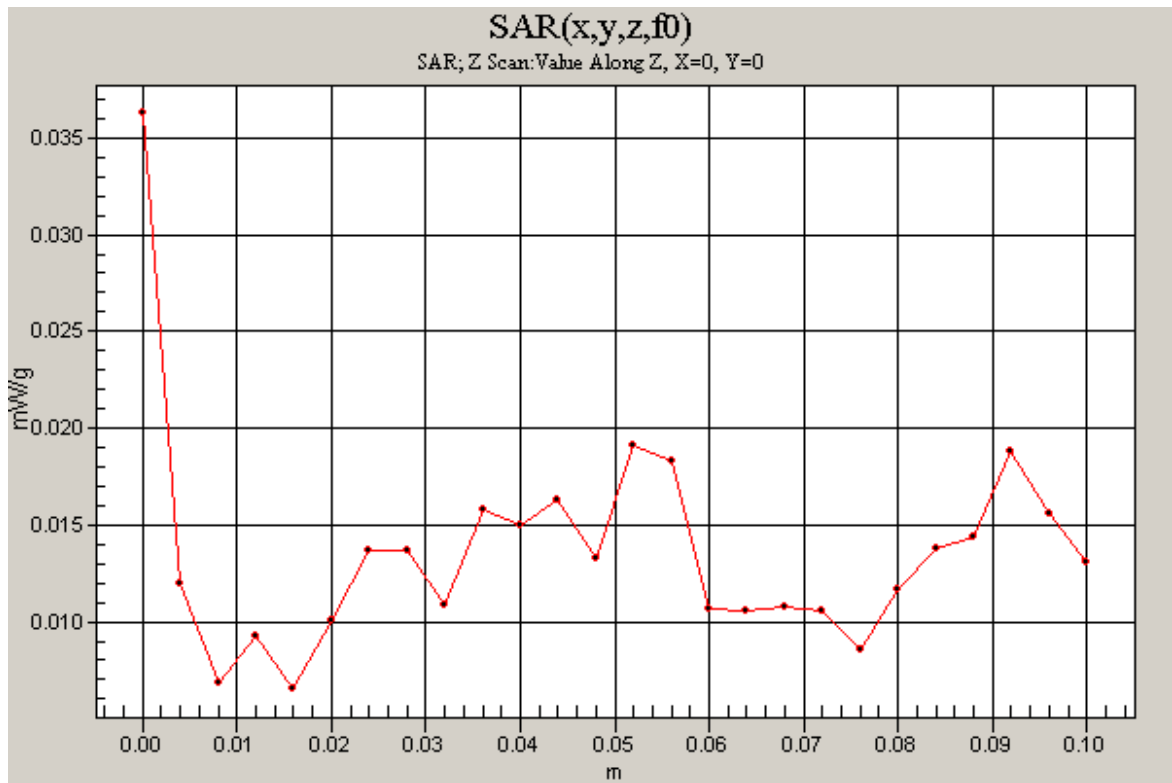
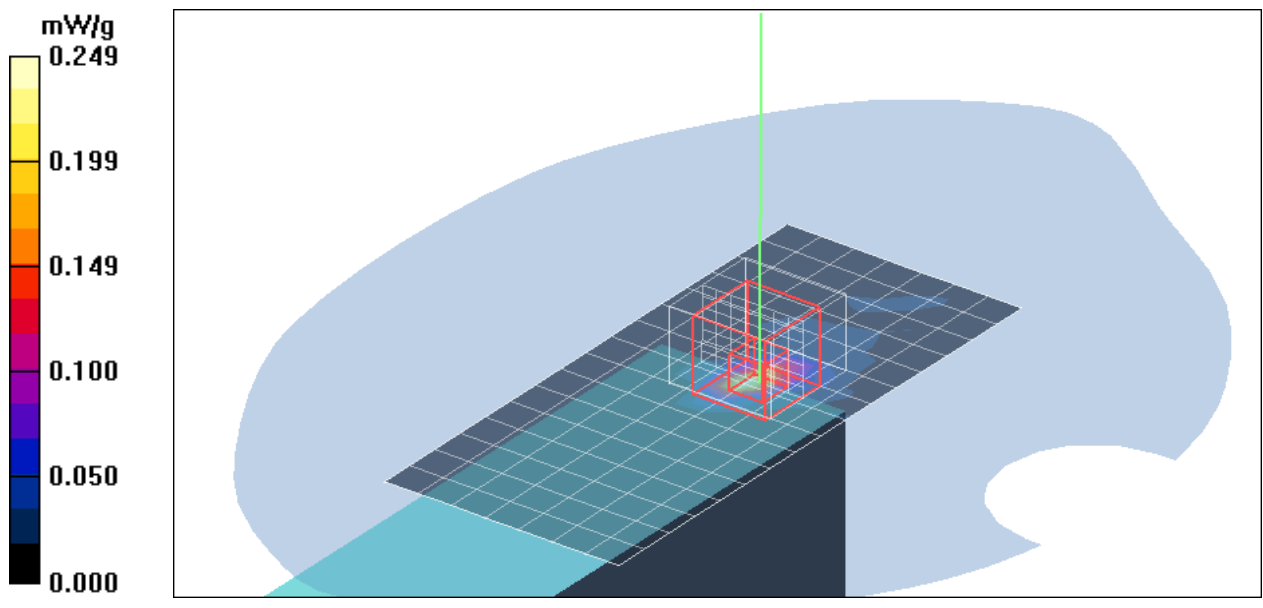
Peak SAR (extrapolated) = 0.537 W/kg

SAR(1 g) = 0.125 mW/g; SAR(10 g) = 0.030 mW/g

Maximum value of SAR (measured) = 0.254 mW/g

UNII Middle CH Rate=6M bit/Z Scan (1x1x26): Measurement grid: dx=20mm, dy=20mm, dz=4mm

Maximum value of SAR (measured) = 0.036 mW/g



Test Laboratory: Compliance Certification Services Inc.

802.11a UNII Top Touch mode Aux ant. 11.1v

DUT: TA6; Type: 2-Spindle Tablet PC; Serial: N/A

Communication System: IEEE 802.11 A; Frequency: 5180 MHz; Duty Cycle: 1:1.11

Medium parameters used: $f = 5180$ MHz; $\sigma = 5.35$ mho/m; $\epsilon_r = 48.2$; $\rho = 1000$ kg/m³

Phantom section: Flat Section

Air Temperature: 25.0 deg C; Liquid Temperature: 24.0 deg C

Area Scan Find Secondary Maximum Within 2dB and with a peak SAR value greater than 0.0012W/kg

DASY4 Configuration:

- Probe: EX3DV4 - SN3554; ConvF(3.99, 3.99, 3.99);
- Sensor-Surface: 2.5mm (Mechanical Surface Detection) Sensor-Surface: 0mm (Fix Surface)
- Electronics: DAE3 Sn427; Calibrated: 9/22/2005
- Phantom: SAM 12; Type: SAM V4.0; Serial: TP-1150
- Measurement SW: DASY4, V4.6 Build 23; Postprocessing SW: SEMCAD, V1.8 Build 161

UNII Low CH Rate=6M bit/Area Scan (8x14x1): Measurement grid: dx=10mm, dy=10mm

Maximum value of SAR (measured) = 0.166 mW/g

UNII Low CH Rate=6M bit/Zoom Scan (8x8x8)/Cube 0: Measurement grid:

dx=4.3mm, dy=4.3mm, dz=3mm

Reference Value = 1.94 V/m; Power Drift = -0.112 dB

Peak SAR (extrapolated) = 0.440 W/kg

SAR(1 g) = 0.112 mW/g; SAR(10 g) = 0.038 mW/g

Maximum value of SAR (measured) = 0.223 mW/g

UNII Low CH Rate=6M bit/Zoom Scan (8x8x8)/Cube 1: Measurement grid:

dx=4.3mm, dy=4.3mm, dz=3mm

Reference Value = 1.94 V/m; Power Drift = -0.112 dB

Peak SAR (extrapolated) = 0.407 W/kg

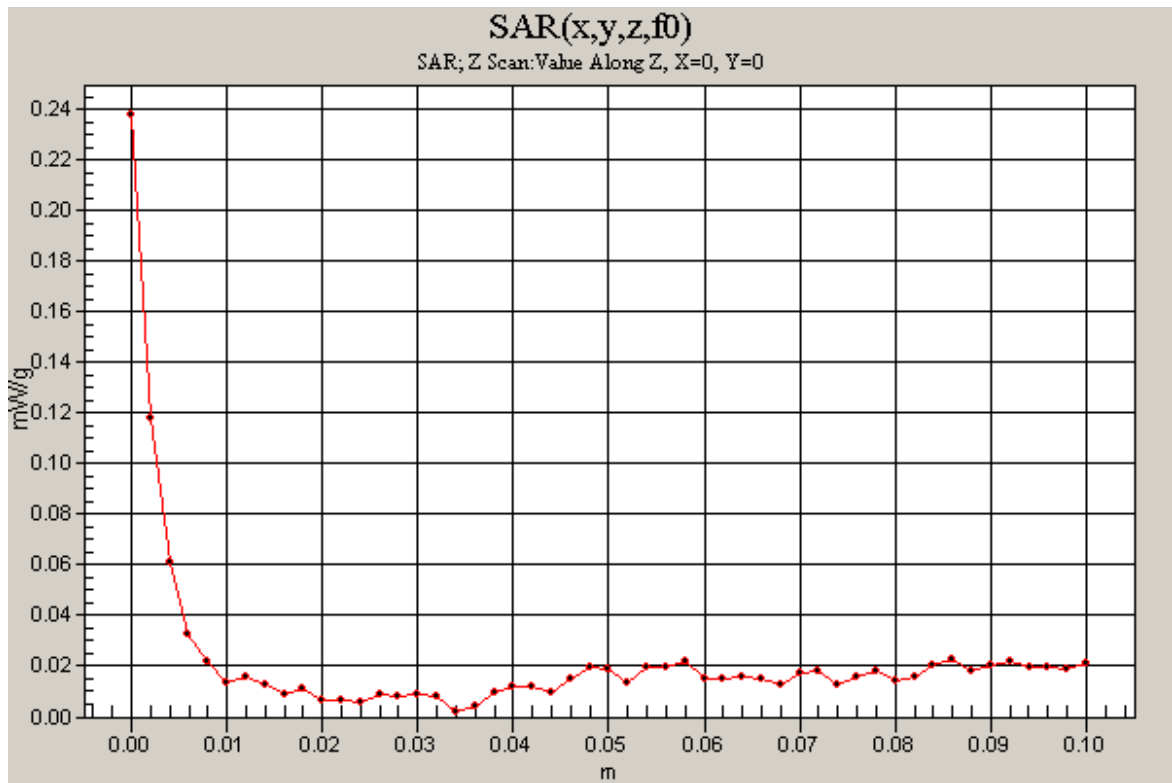
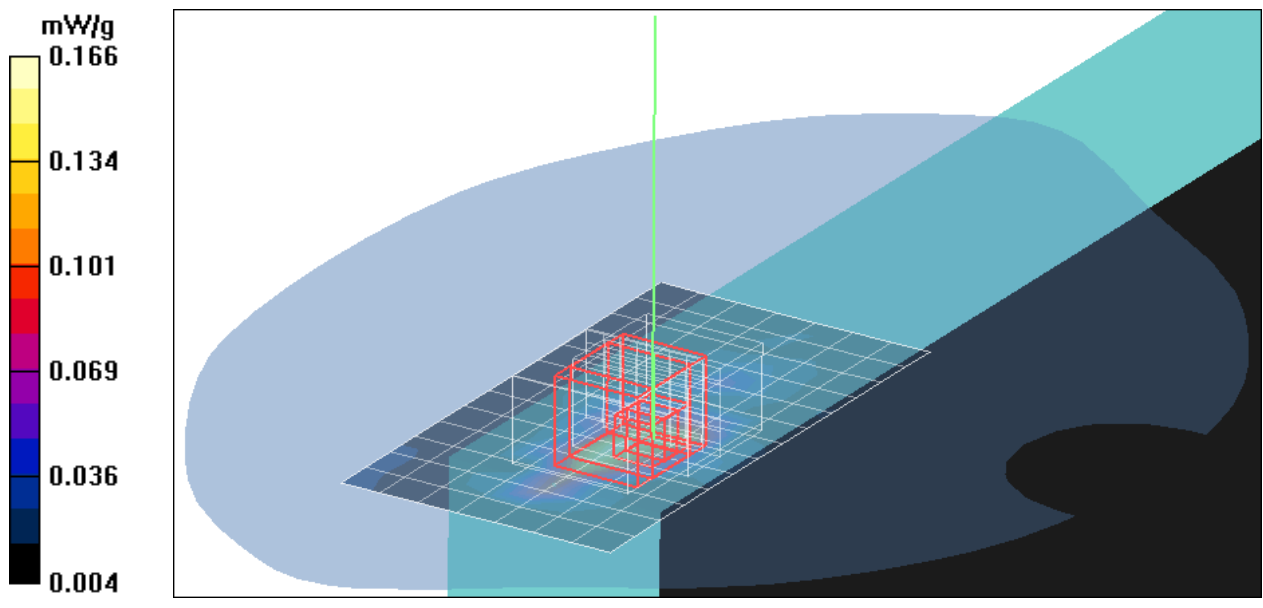
SAR(1 g) = 0.116 mW/g; SAR(10 g) = 0.040 mW/g

Maximum value of SAR (measured) = 0.228 mW/g

UNII Low CH Rate=6M bit/Z Scan (1x1x51): Measurement grid: dx=20mm, dy=20mm,

dz=2mm

Maximum value of SAR (measured) = 0.238 mW/g



Test Laboratory: Compliance Certification Services Inc.

802.11a UNII Top Touch mode Aux ant. 14.4v

DUT: TA6; Type: 2-Spindle Tablet PC; Serial: N/A

Communication System: IEEE 802.11 A; Frequency: 5180 MHz; Duty Cycle: 1:1.11

Medium parameters used: $f = 5180$ MHz; $\sigma = 5.35$ mho/m; $\epsilon_r = 48.2$; $\rho = 1000$ kg/m³

Phantom section: Flat Section

Air Temperature: 25.0 deg C; Liquid Temperature: 24.0 deg C

Area Scan Find Secondary Maximum Within 2dB and with a peak SAR value greater than 0.0012W/kg

DASY4 Configuration:

- Probe: EX3DV4 - SN3554; ConvF(3.99, 3.99, 3.99);
- Sensor-Surface: 2.5mm (Mechanical Surface Detection) Sensor-Surface: 0mm (Fix Surface)
- Electronics: DAE3 Sn427; Calibrated: 9/22/2005
- Phantom: SAM 12; Type: SAM V4.0; Serial: TP-1150
- Measurement SW: DASY4, V4.6 Build 23; Postprocessing SW: SEMCAD, V1.8 Build 161

UNII Low CH Rate=6M bit/Area Scan (8x14x1): Measurement grid: dx=10mm, dy=10mm

Maximum value of SAR (measured) = 0.386 mW/g

UNII Low CH Rate=6M bit/Zoom Scan (8x8x8)/Cube 0: Measurement grid:

dx=4.3mm, dy=4.3mm, dz=3mm

Reference Value = 2.70 V/m; Power Drift = -0.026 dB

Peak SAR (extrapolated) = 0.705 W/kg

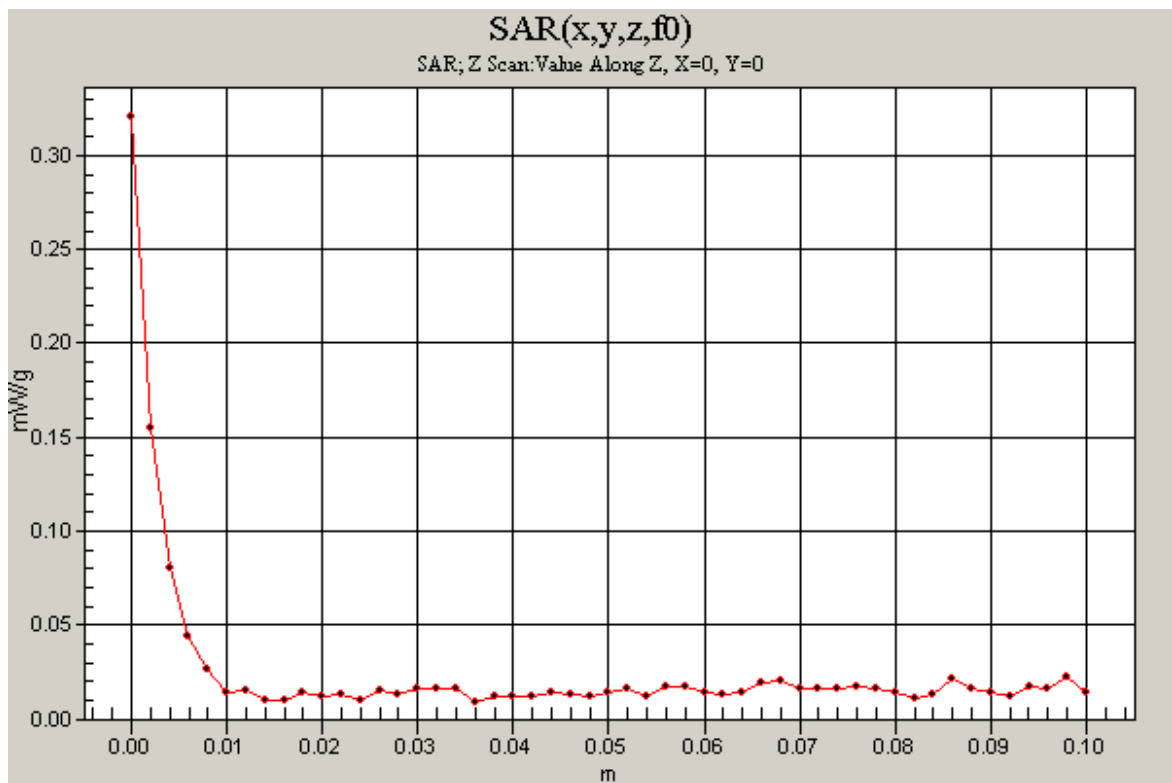
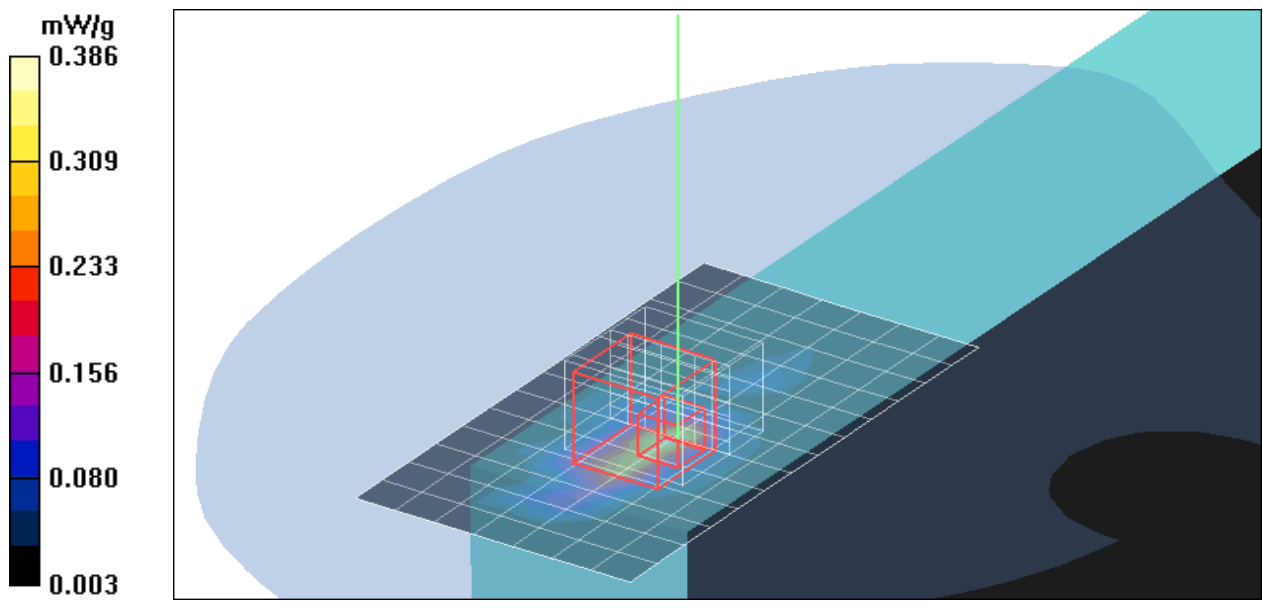
SAR(1 g) = 0.191 mW/g; SAR(10 g) = 0.072 mW/g

Maximum value of SAR (measured) = 0.381 mW/g

UNII Low CH Rate=6M bit/Z Scan (1x1x51): Measurement grid: dx=20mm, dy=20mm,

dz=2mm

Maximum value of SAR (measured) = 0.321 mW/g



Test Laboratory: Compliance Certification Services Inc.

802.11a UNII Top Touch mode Aux ant. 14.8v

DUT: TA6; Type: 2-Spindle Tablet PC; Serial: N/A

Communication System: IEEE 802.11 A; Frequency: 5180 MHz; Duty Cycle: 1:1.11

Medium parameters used: $f = 5180$ MHz; $\sigma = 5.35$ mho/m; $\epsilon_r = 48.2$; $\rho = 1000$ kg/m³

Phantom section: Flat Section

Air Temperature: 25.0 deg C; Liquid Temperature: 24.0 deg C

Area Scan Find Secondary Maximum Within 2dB and with a peak SAR value greater than 0.0012W/kg

DASY4 Configuration:

- Probe: EX3DV4 - SN3554; ConvF(3.99, 3.99, 3.99);
- Sensor-Surface: 2.5mm (Mechanical Surface Detection) Sensor-Surface: 0mm (Fix Surface)
- Electronics: DAE3 Sn427; Calibrated: 9/22/2005
- Phantom: SAM 12; Type: SAM V4.0; Serial: TP-1150
- Measurement SW: DASY4, V4.6 Build 23; Postprocessing SW: SEMCAD, V1.8 Build 161

UNII Low CH Rate=6M bit/Area Scan (8x14x1): Measurement grid: dx=10mm, dy=10mm

Maximum value of SAR (measured) = 0.312 mW/g

UNII Low CH Rate=6M bit/Zoom Scan (8x8x8)/Cube 0: Measurement grid:

dx=4.3mm, dy=4.3mm, dz=3mm

Reference Value = 2.25 V/m; Power Drift = -0.082 dB

Peak SAR (extrapolated) = 0.677 W/kg

SAR(1 g) = 0.178 mW/g; SAR(10 g) = 0.062 mW/g

Maximum value of SAR (measured) = 0.367 mW/g

UNII Low CH Rate=6M bit/Zoom Scan (8x8x8)/Cube 1: Measurement grid:

dx=4.3mm, dy=4.3mm, dz=3mm

Reference Value = 2.25 V/m; Power Drift = -0.082 dB

Peak SAR (extrapolated) = 0.681 W/kg

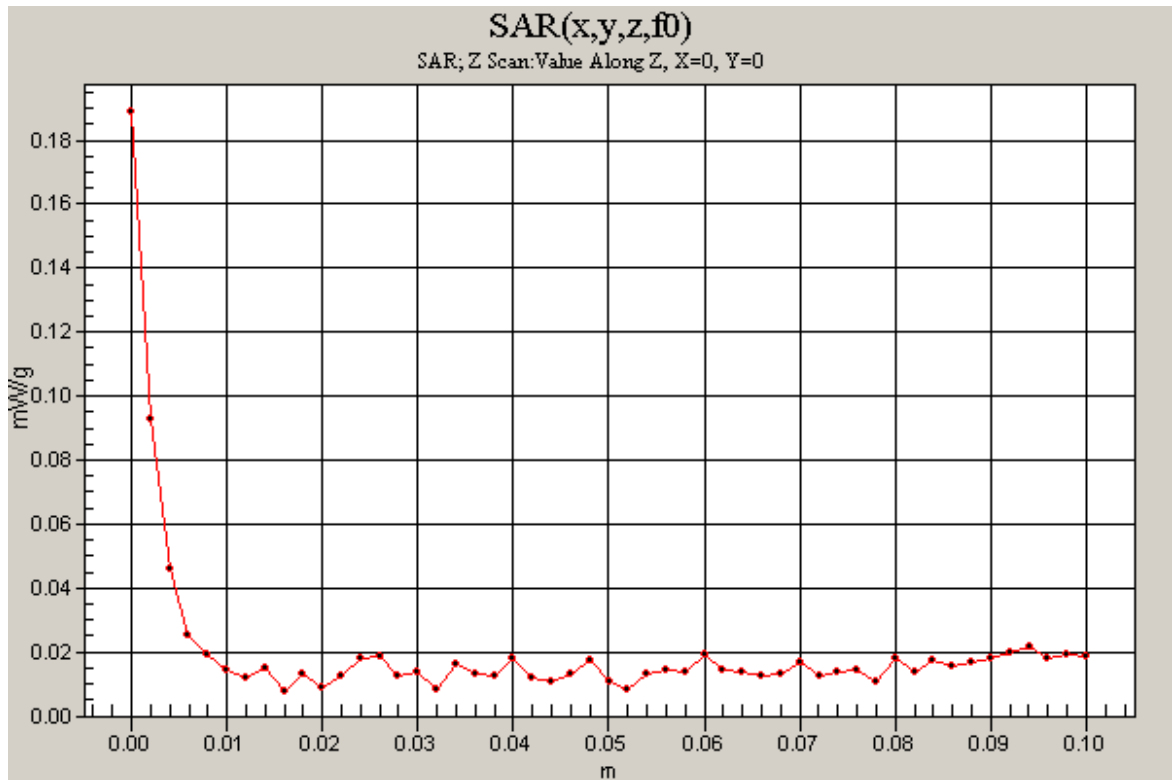
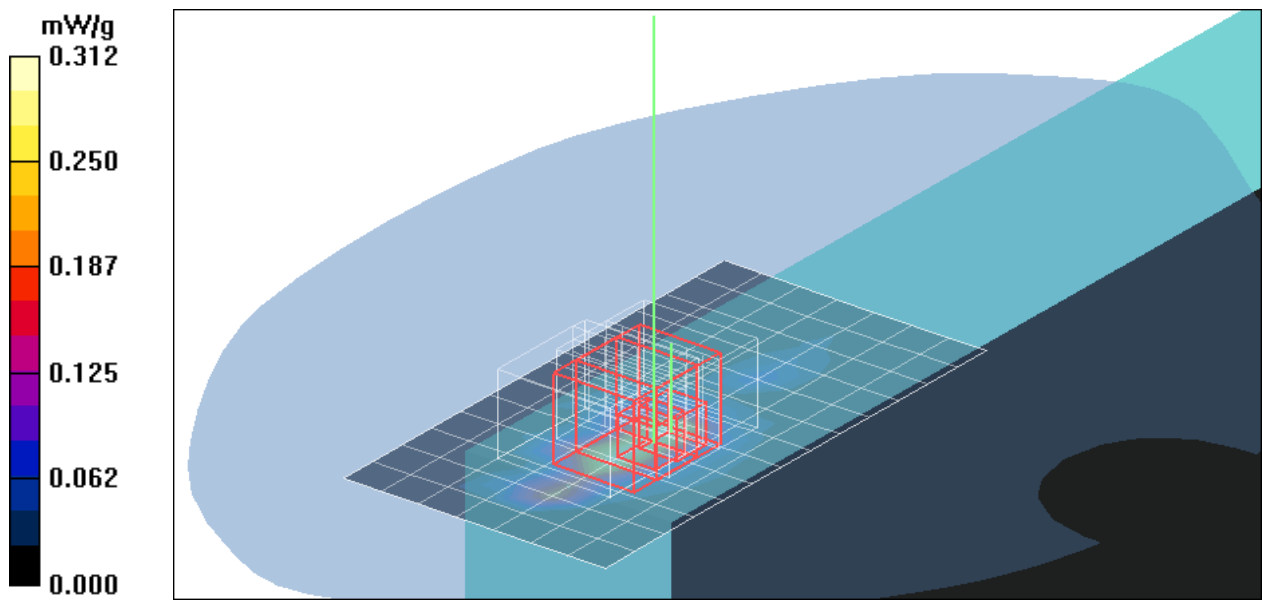
SAR(1 g) = 0.179 mW/g; SAR(10 g) = 0.062 mW/g

Maximum value of SAR (measured) = 0.342 mW/g

UNII Low CH Rate=6M bit/Z Scan (1x1x51): Measurement grid: dx=20mm, dy=20mm,

dz=2mm

Maximum value of SAR (measured) = 0.189 mW/g



Test Laboratory: Compliance Certification Services Inc.

802.11a DTS Top Touch mode Main ant.

DUT: TA6; Type: 2-Spindle Tablet PC; Serial: N/A

Communication System: IEEE 802.11 A; Frequency: 5785 MHz; Duty Cycle: 1:1.11

Medium parameters used (interpolated): $f = 5785$ MHz; $\sigma = 6.23$ mho/m; $\epsilon_r = 47$; $\rho = 1000$ kg/m³

Phantom section: Flat Section

Air Temperature: 25.0 deg C; Liquid Temperature: 24.0 deg C

Area Scan Find Secondary Maximum Within 2dB and with a peak SAR value greater than 0.0012W/kg

DASY4 Configuration:

- Probe: EX3DV4 - SN3554; ConvF(3.82, 3.82, 3.82);
- Sensor-Surface: 2.5mm (Mechanical Surface Detection) Sensor-Surface: 0mm (Fix Surface)
- Electronics: DAE3 Sn427; Calibrated: 9/22/2005
- Phantom: SAM 12; Type: SAM V4.0; Serial: TP-1150
- Measurement SW: DASY4, V4.6 Build 23; Postprocessing SW: SEMCAD, V1.8 Build 161

DTS Middle CH Rate=6M bit/Area Scan (8x19x1): Measurement grid: dx=10mm, dy=10mm

Maximum value of SAR (measured) = 0.141 mW/g

DTS Middle CH Rate=6M bit/Zoom Scan (8x8x8)/Cube 0: Measurement grid:

dx=4.3mm, dy=4.3mm, dz=3mm

Reference Value = 1.13 V/m; Power Drift = -0.022 dB

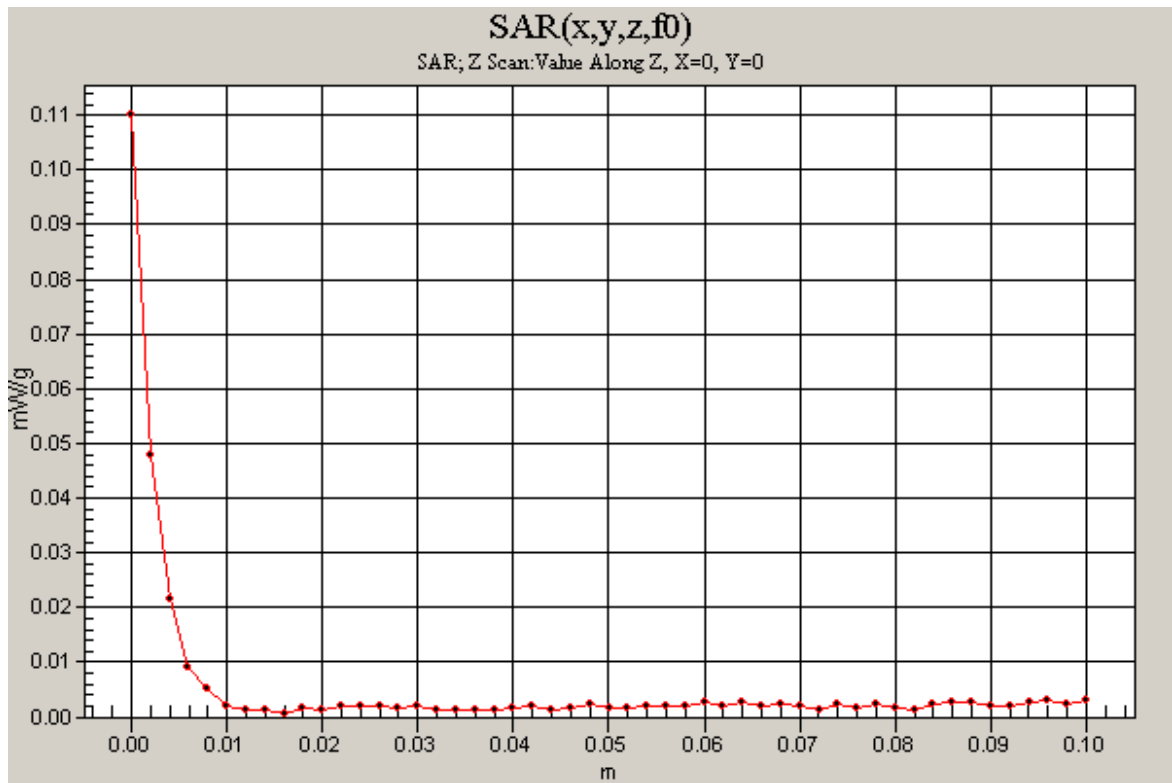
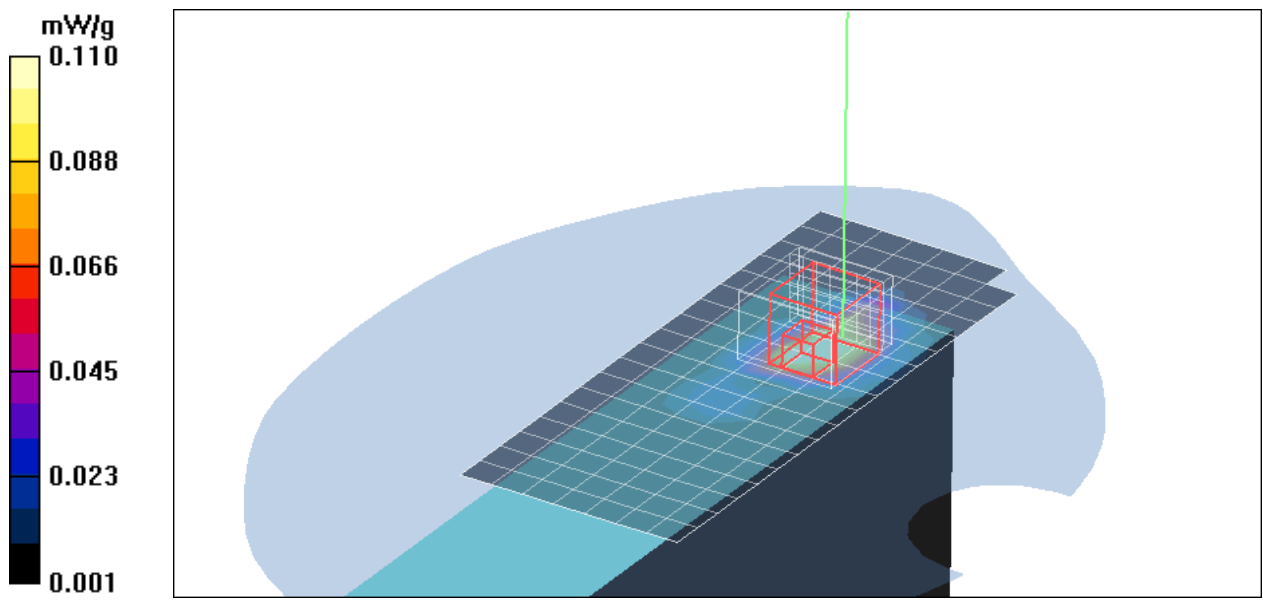
Peak SAR (extrapolated) = 0.587 W/kg

SAR(1 g) = 0.089 mW/g; SAR(10 g) = 0.031 mW/g

Maximum value of SAR (measured) = 0.153 mW/g

DTS Middle CH Rate=6M bit/Z Scan (1x1x51): Measurement grid: dx=20mm, dy=20mm, dz=2mm

Maximum value of SAR (measured) = 0.110 mW/g



Test Laboratory: Compliance Certification Services Inc.

802.11a DTS Top Touch mode Aux ant.

DUT: TA6; Type: 2-Spindle Tablet PC; Serial: N/A

Communication System: IEEE 802.11 A; Frequency: 5785 MHz; Duty Cycle: 1:1.11

Medium parameters used (interpolated): $f = 5785$ MHz; $\sigma = 6.23$ mho/m; $\epsilon_r = 47$; $\rho = 1000$ kg/m³

Phantom section: Flat Section

Air Temperature: 25.0 deg C; Liquid Temperature: 24.0 deg C

Area Scan Find Secondary Maximum Within 2dB and with a peak SAR value greater than 0.0012W/kg

DASY4 Configuration:

- Probe: EX3DV4 - SN3554; ConvF(3.82, 3.82, 3.82);
- Sensor-Surface: 2.5mm (Mechanical Surface Detection) Sensor-Surface: 0mm (Fix Surface)
- Electronics: DAE3 Sn427; Calibrated: 9/22/2005
- Phantom: SAM 12; Type: SAM V4.0; Serial: TP-1150
- Measurement SW: DASY4, V4.6 Build 23; Postprocessing SW: SEMCAD, V1.8 Build 161

DTS Middle CH Rate=6M bit/Area Scan (8x17x1): Measurement grid: dx=10mm, dy=10mm

Maximum value of SAR (measured) = 0.217 mW/g

DTS Middle CH Rate=6M bit/Zoom Scan (8x8x8)/Cube 0: Measurement grid:

dx=4.3mm, dy=4.3mm, dz=3mm

Reference Value = 2.03 V/m; Power Drift = -0.133 dB

Peak SAR (extrapolated) = 0.948 W/kg

SAR(1 g) = 0.129 mW/g; SAR(10 g) = 0.041 mW/g

Maximum value of SAR (measured) = 0.241 mW/g

DTS Middle CH Rate=6M bit/Zoom Scan (8x8x8)/Cube 1: Measurement grid:

dx=4.3mm, dy=4.3mm, dz=3mm

Reference Value = 2.03 V/m; Power Drift = -0.133 dB

Peak SAR (extrapolated) = 0.765 W/kg

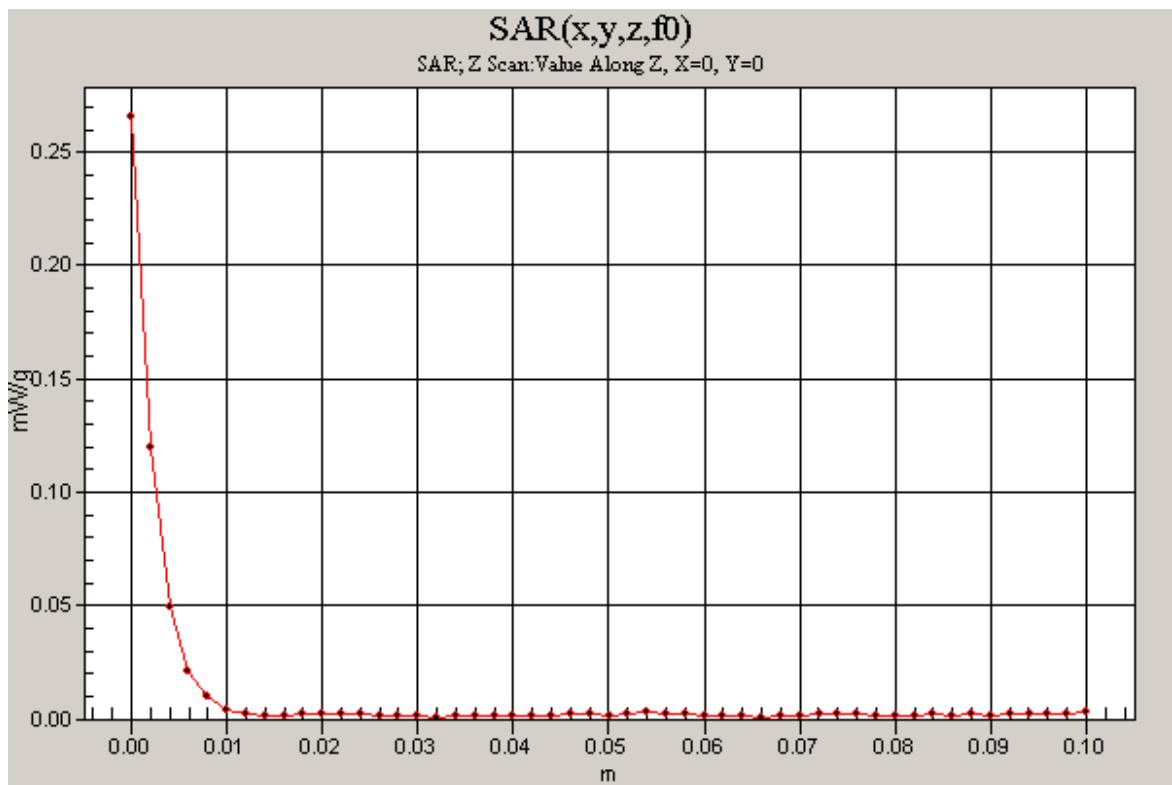
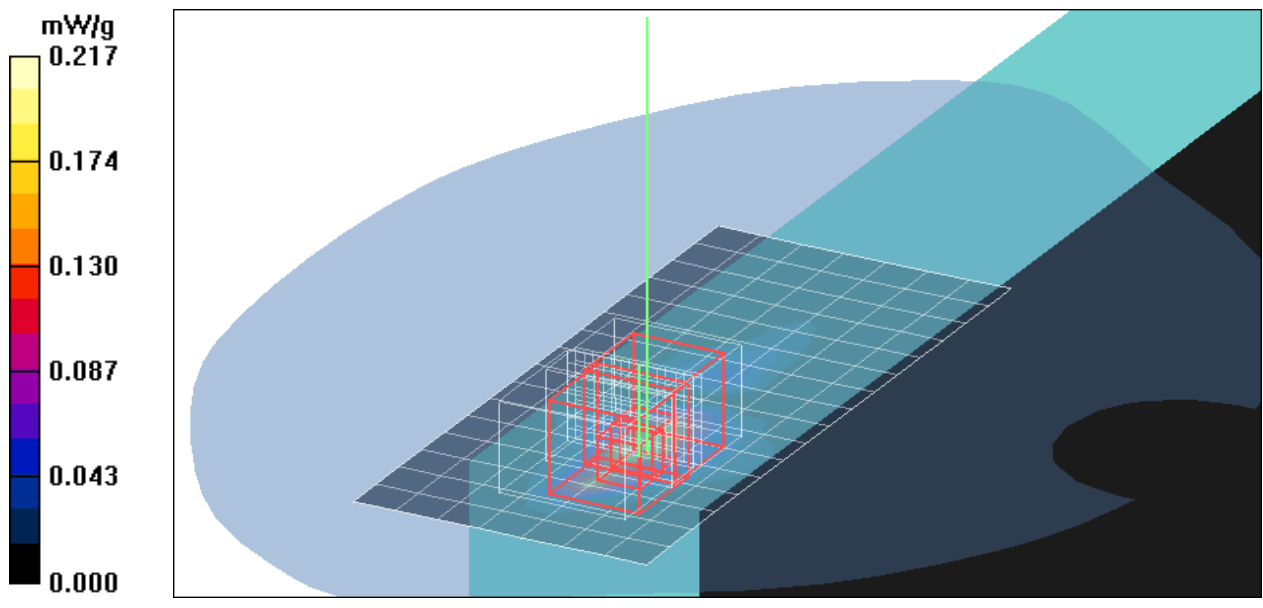
SAR(1 g) = 0.105 mW/g; SAR(10 g) = 0.029 mW/g

Maximum value of SAR (measured) = 0.233 mW/g

DTS Middle CH Rate=6M bit/Z Scan (1x1x51): Measurement grid: dx=20mm, dy=20mm,

dz=2mm

Maximum value of SAR (measured) = 0.266 mW/g



Test Laboratory: Compliance Certification Services Inc.

802.11a DTS Top Touch mode Aux ant.

DUT: TA6; Type: 2-Spindle Tablet PC; Serial: N/A

Communication System: IEEE 802.11 A; Frequency: 5825 MHz; Duty Cycle: 1:1.11

Medium parameters used (interpolated): $f = 5825$ MHz; $\sigma = 6.27$ mho/m; $\epsilon_r = 47$; $\rho = 1000$ kg/m³

Phantom section: Flat Section

Air Temperature: 25.0 deg C; Liquid Temperature: 24.0 deg C

Area Scan Find Secondary Maximum Within 2dB and with a peak SAR value greater than 0.0012W/kg

DASY4 Configuration:

- Probe: EX3DV4 - SN3554; ConvF(3.82, 3.82, 3.82);
- Sensor-Surface: 2.5mm (Mechanical Surface Detection) Sensor-Surface: 0mm (Fix Surface)
- Electronics: DAE3 Sn427; Calibrated: 9/22/2005
- Phantom: SAM 12; Type: SAM V4.0; Serial: TP-1150
- Measurement SW: DASY4, V4.6 Build 23; Postprocessing SW: SEMCAD, V1.8 Build 161

DTS High CH Rate=6M bit/Area Scan (8x17x1): Measurement grid: dx=10mm, dy=10mm

Maximum value of SAR (measured) = 0.158 mW/g

DTS High CH Rate=6M bit/Zoom Scan (8x8x8)/Cube 0: Measurement grid:

dx=4.3mm, dy=4.3mm, dz=3mm

Reference Value = 1.53 V/m; Power Drift = -0.105 dB

Peak SAR (extrapolated) = 0.932 W/kg

SAR(1 g) = 0.133 mW/g; SAR(10 g) = 0.042 mW/g

Maximum value of SAR (measured) = 0.229 mW/g

DTS High CH Rate=6M bit/Zoom Scan (8x8x8)/Cube 1: Measurement grid:

dx=4.3mm, dy=4.3mm, dz=3mm

Reference Value = 1.53 V/m; Power Drift = -0.105 dB

Peak SAR (extrapolated) = 0.787 W/kg

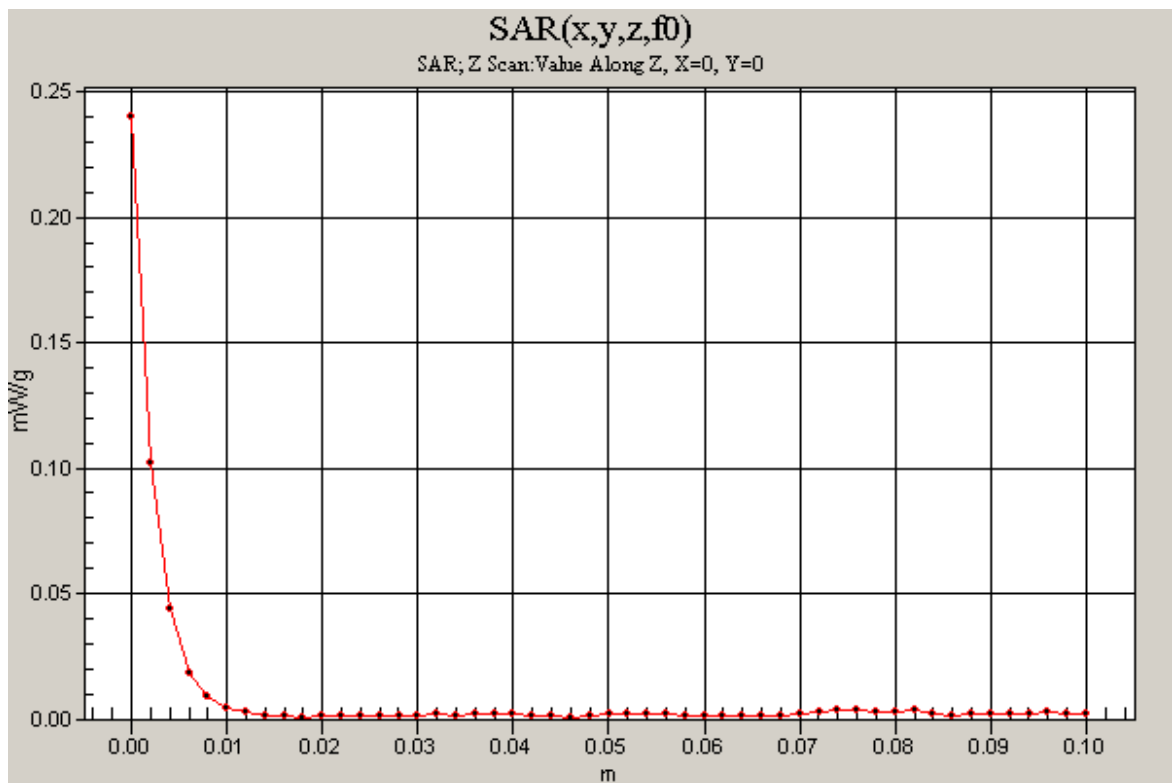
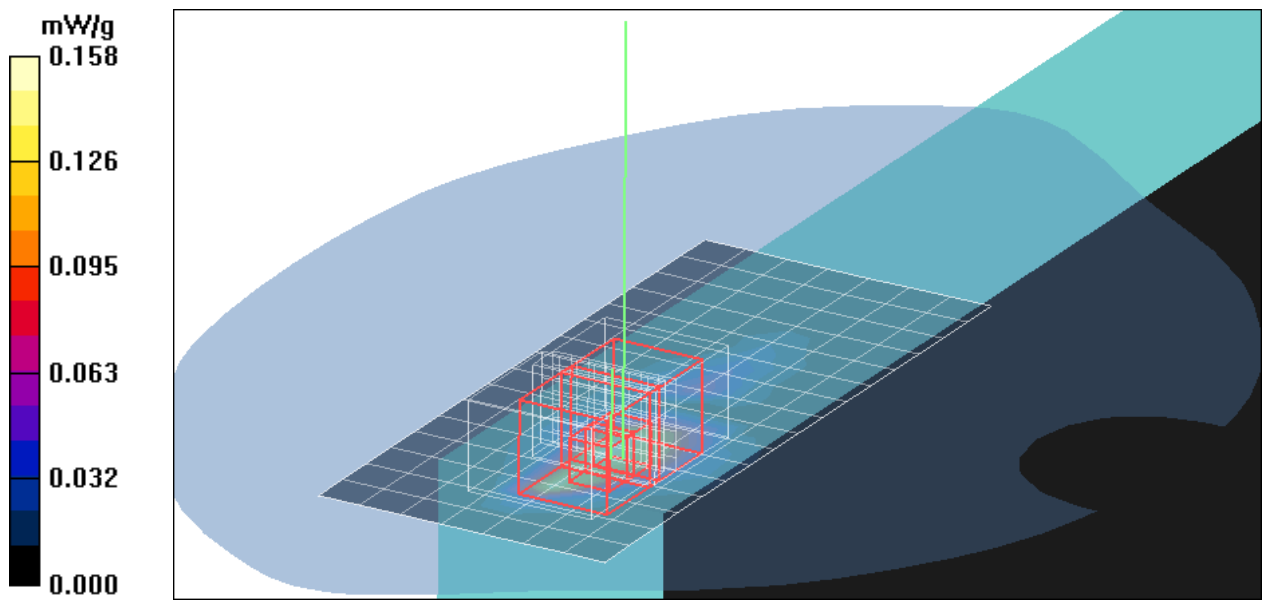
SAR(1 g) = 0.107 mW/g; SAR(10 g) = 0.031 mW/g

Maximum value of SAR (measured) = 0.233 mW/g

DTS High CH Rate=6M bit/Z Scan (1x1x51): Measurement grid: dx=20mm, dy=20mm,

dz=2mm

Maximum value of SAR (measured) = 0.240 mW/g



Test Laboratory: Compliance Certification Services Inc.

802.11a DTS Right Touch mode Main ant.

DUT: TA6; Type: 2-Spindle Tablet PC; Serial: N/A

Communication System: IEEE 802.11 A; Frequency: 5785 MHz; Duty Cycle: 1:1.11

Medium parameters used (interpolated): $f = 5785$ MHz; $\sigma = 6.23$ mho/m; $\epsilon_r = 47$; $\rho = 1000$ kg/m³

Phantom section: Flat Section

Air Temperature: 25.0 deg C; Liquid Temperature: 24.0 deg C

Area Scan Find Secondary Maximum Within 2dB and with a peak SAR value greater than 0.0012W/kg

DASY4 Configuration:

- Probe: EX3DV4 - SN3554; ConvF(3.82, 3.82, 3.82);
- Sensor-Surface: 2.5mm (Mechanical Surface Detection) Sensor-Surface: 0mm (Fix Surface)
- Electronics: DAE3 Sn427; Calibrated: 9/22/2005
- Phantom: SAM 12; Type: SAM V4.0; Serial: TP-1150
- Measurement SW: DASY4, V4.6 Build 23; Postprocessing SW: SEMCAD, V1.8 Build 161

DTS Middle CH Rate=6M bit/Area Scan (8x15x1): Measurement grid: dx=10mm, dy=10mm

Maximum value of SAR (measured) = 0.029 mW/g

DTS Middle CH Rate=6M bit/Zoom Scan (8x8x8)/Cube 0: Measurement grid:

dx=4.3mm, dy=4.3mm, dz=3mm

Reference Value = 2.10 V/m; Power Drift = -0.063 dB

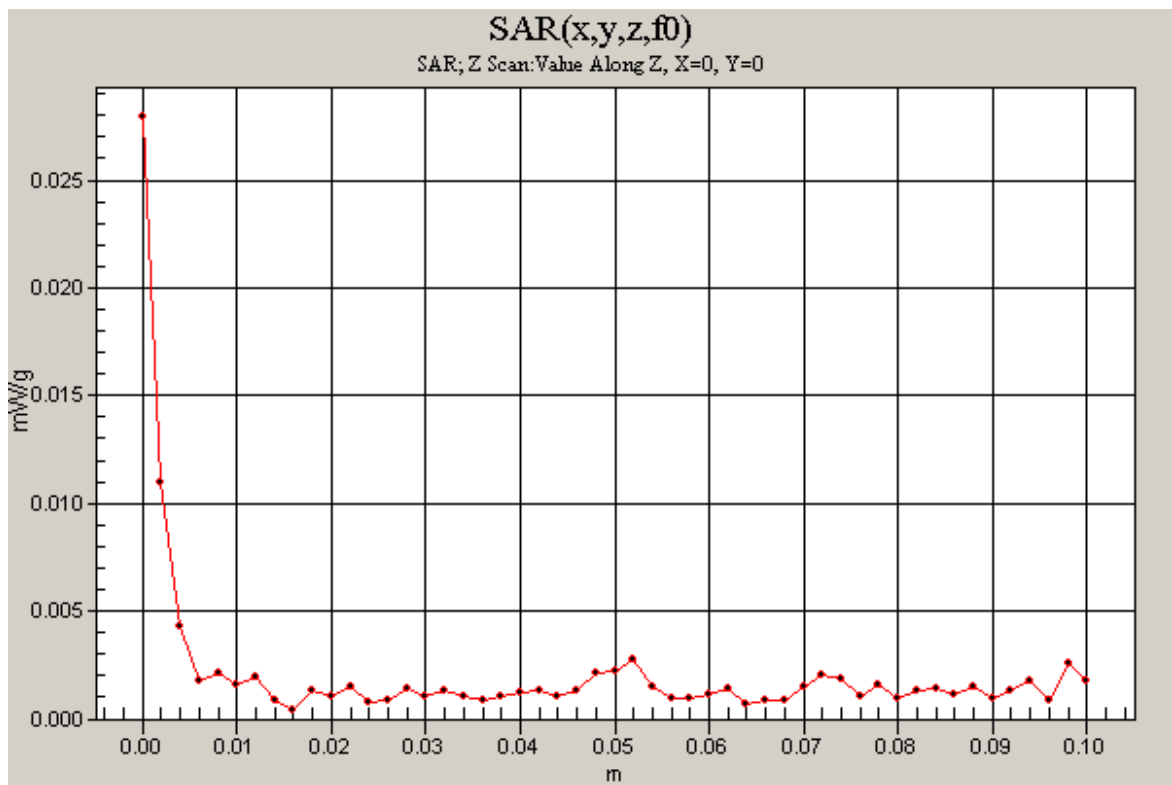
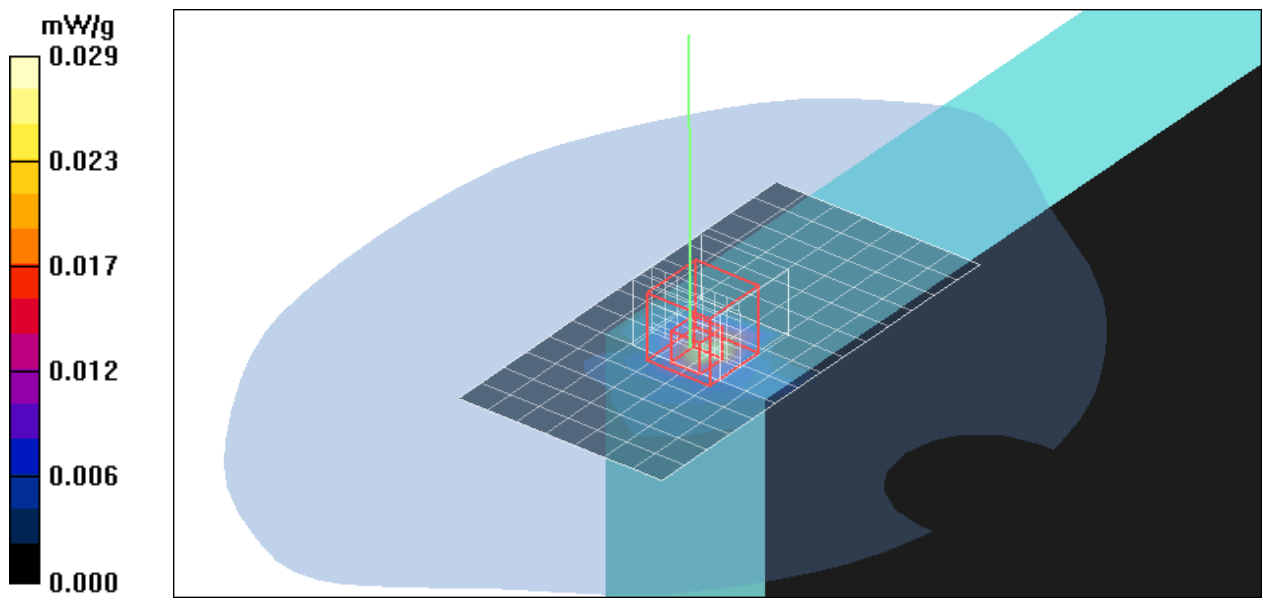
Peak SAR (extrapolated) = 0.078 W/kg

SAR(1 g) = 0.015 mW/g; SAR(10 g) = 0.0047 mW/g

Maximum value of SAR (measured) = 0.026 mW/g

DTS Middle CH Rate=6M bit/Z Scan (1x1x51): Measurement grid: dx=20mm, dy=20mm, dz=2mm

Maximum value of SAR (measured) = 0.028 mW/g



Test Laboratory: Compliance Certification Services Inc.

802.11a DTS Left Touch mode Aux ant.

DUT: TA6; Type: 2-Spindle Tablet PC; Serial: N/A

Communication System: IEEE 802.11 A; Frequency: 5785 MHz; Duty Cycle: 1:1.11

Medium parameters used (interpolated): $f = 5785$ MHz; $\sigma = 6.23$ mho/m; $\epsilon_r = 47$; $\rho = 1000$ kg/m³

Phantom section: Flat Section

Air Temperature: 25.0 deg C; Liquid Temperature: 24.0 deg C

Area Scan Find Secondary Maximum Within 2dB and with a peak SAR value greater than 0.0012W/kg

DASY4 Configuration:

- Probe: EX3DV4 - SN3554; ConvF(3.82, 3.82, 3.82);
- Sensor-Surface: 2.5mm (Mechanical Surface Detection) Sensor-Surface: 0mm (Fix Surface)
- Electronics: DAE3 Sn427; Calibrated: 9/22/2005
- Phantom: SAM 12; Type: SAM V4.0; Serial: TP-1150
- Measurement SW: DASY4, V4.6 Build 23; Postprocessing SW: SEMCAD, V1.8 Build 161

DTS Middle CH Rate=6M bit/Area Scan (8x15x1): Measurement grid: dx=10mm, dy=10mm

Maximum value of SAR (measured) = 0.128 mW/g

DTS Middle CH Rate=6M bit/Zoom Scan (8x8x8)/Cube 0: Measurement grid:

dx=4.3mm, dy=4.3mm, dz=3mm

Reference Value = 3.93 V/m; Power Drift = -0.053 dB

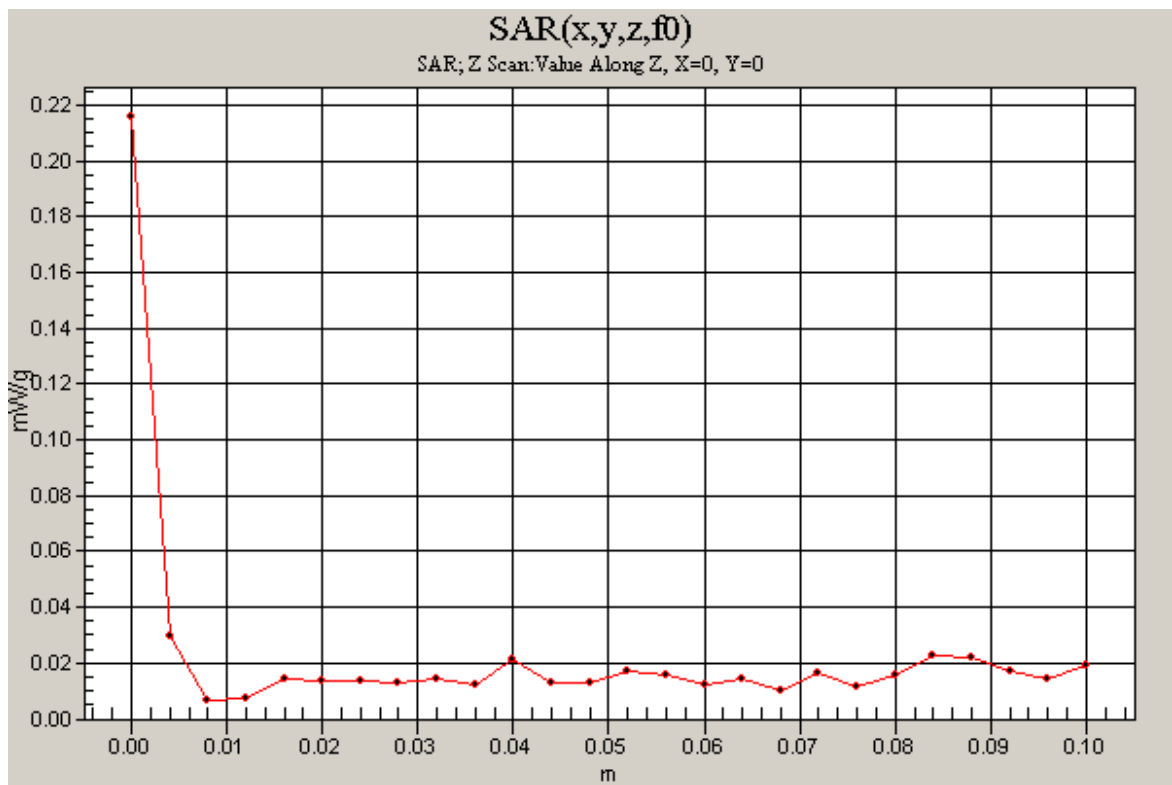
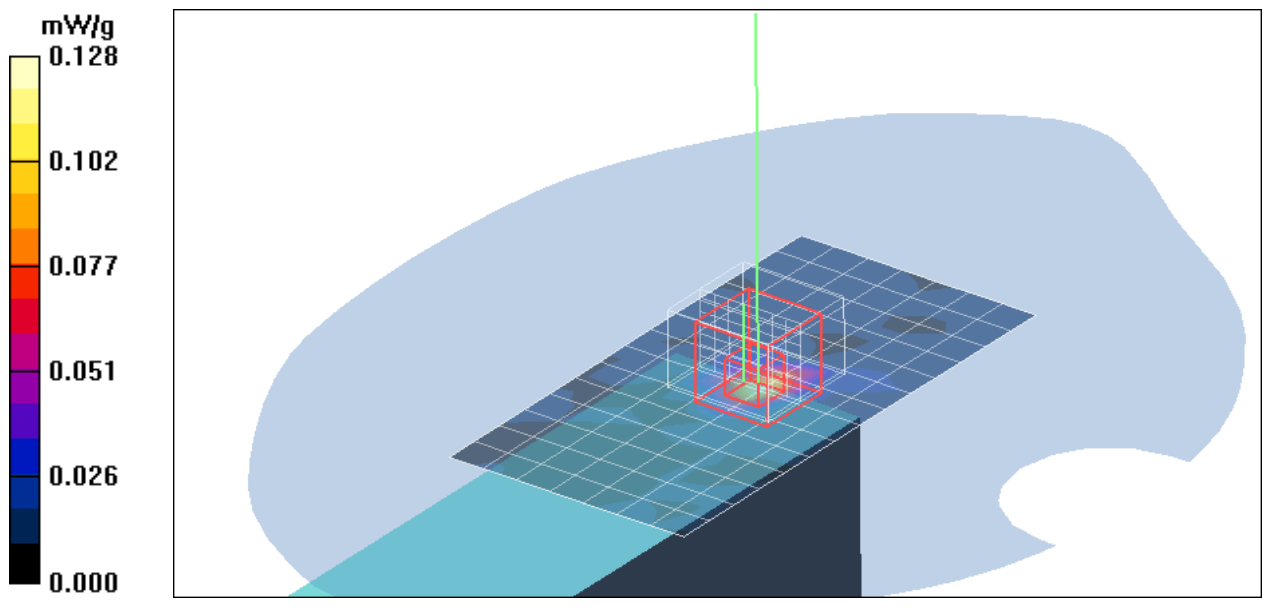
Peak SAR (extrapolated) = 0.362 W/kg

SAR(1 g) = 0.084 mW/g; SAR(10 g) = 0.018 mW/g

Maximum value of SAR (measured) = 0.183 mW/g

DTS Middle CH Rate=6M bit/Z Scan (1x1x26): Measurement grid: dx=20mm, dy=20mm, dz=4mm

Maximum value of SAR (measured) = 0.216 mW/g



Test Laboratory: Compliance Certification Services Inc.

802.11a DTS Top Touch mode Aux ant. 11.1v

DUT: TA6; Type: 2-Spindle Tablet PC; Serial: N/A

Communication System: IEEE 802.11 A; Frequency: 5825 MHz; Duty Cycle: 1:1.11

Medium parameters used (interpolated): $f = 5825$ MHz; $\sigma = 6.27$ mho/m; $\epsilon_r = 47$; $\rho = 1000$ kg/m³

Phantom section: Flat Section

Air Temperature: 25.0 deg C; Liquid Temperature: 24.0 deg C

Area Scan Find Secondary Maximum Within 2dB and with a peak SAR value greater than 0.0012W/kg

DASY4 Configuration:

- Probe: EX3DV4 - SN3554; ConvF(3.82, 3.82, 3.82);
- Sensor-Surface: 2.5mm (Mechanical Surface Detection) Sensor-Surface: 0mm (Fix Surface)
- Electronics: DAE3 Sn427; Calibrated: 9/22/2005
- Phantom: SAM 12; Type: SAM V4.0; Serial: TP-1150
- Measurement SW: DASY4, V4.6 Build 23; Postprocessing SW: SEMCAD, V1.8 Build 161

DTS High CH Rate=6M bit/Area Scan (8x14x1): Measurement grid: dx=10mm, dy=10mm

Maximum value of SAR (measured) = 0.246 mW/g

DTS High CH Rate=6M bit/Zoom Scan (8x8x8)/Cube 0: Measurement grid:

dx=4.3mm, dy=4.3mm, dz=3mm

Reference Value = 2.12 V/m; Power Drift = -0.030 dB

Peak SAR (extrapolated) = 0.542 W/kg

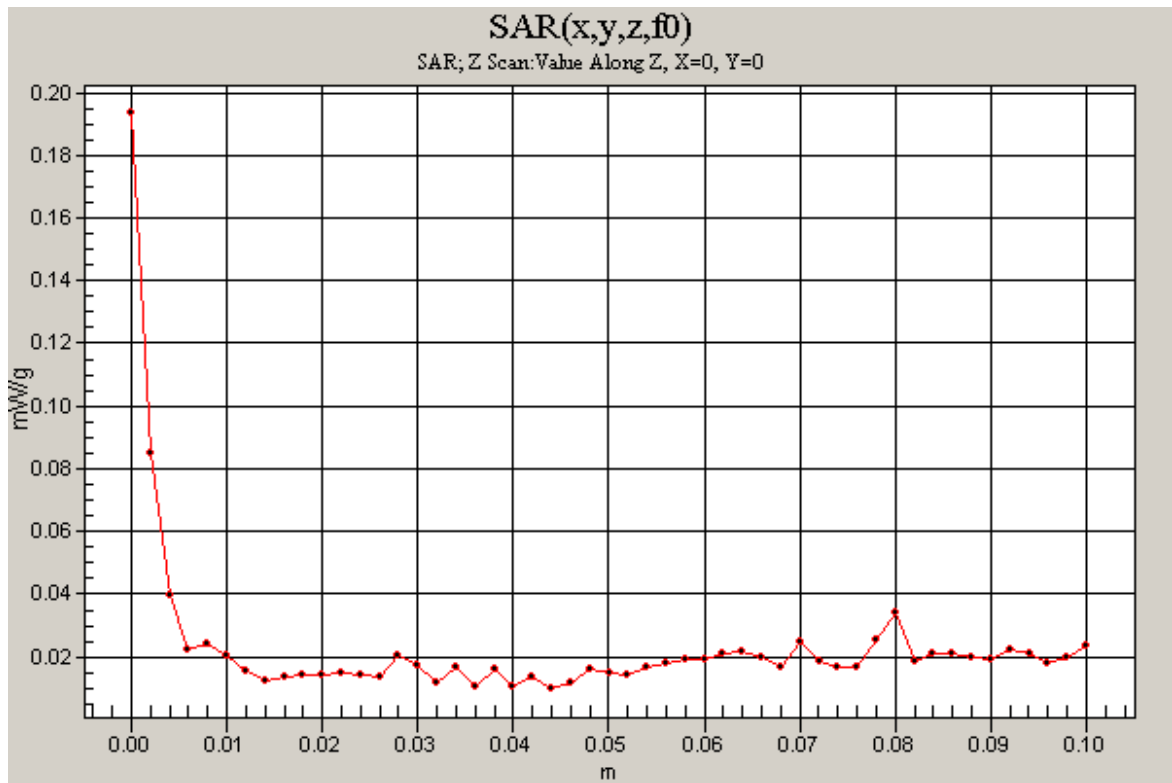
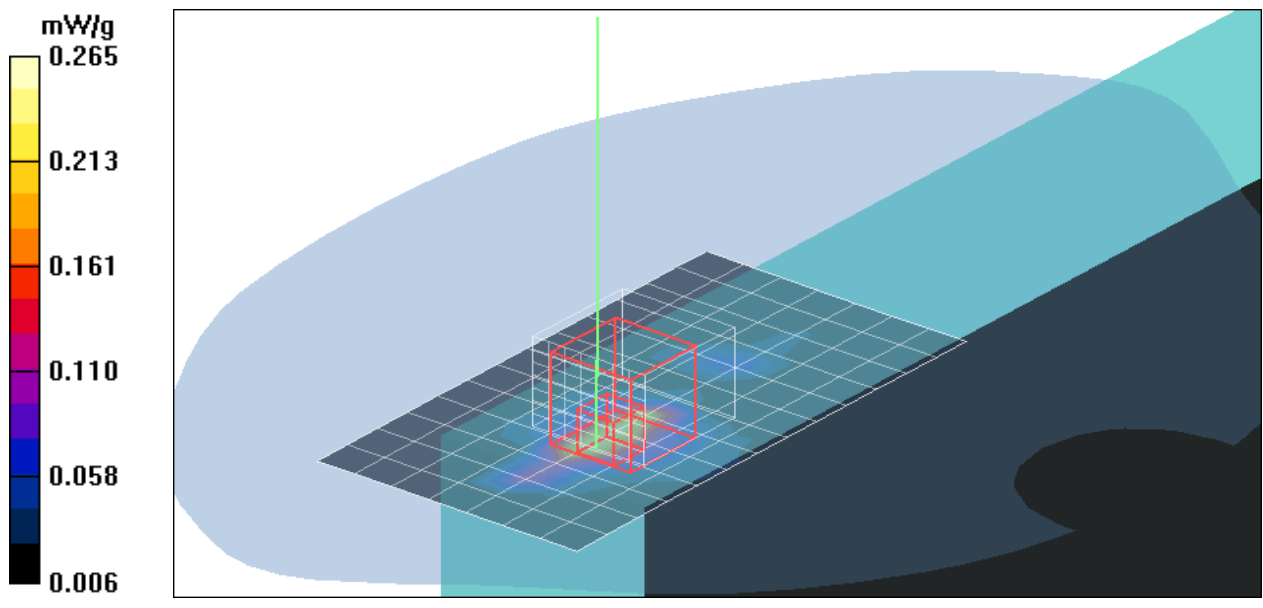
SAR(1 g) = 0.135 mW/g; SAR(10 g) = 0.046 mW/g

Maximum value of SAR (measured) = 0.265 mW/g

DTS High CH Rate=6M bit/Z Scan (1x1x51): Measurement grid: dx=20mm, dy=20mm,

dz=2mm

Maximum value of SAR (measured) = 0.193 mW/g



Test Laboratory: Compliance Certification Services Inc.

802.11a DTS Top Touch mode Aux ant. 14.4v

DUT: TA6; Type: 2-Spindle Tablet PC; Serial: N/A

Communication System: IEEE 802.11 A; Frequency: 5825 MHz; Duty Cycle: 1:1.11

Medium parameters used (interpolated): $f = 5825$ MHz; $\sigma = 6.27$ mho/m; $\epsilon_r = 47$; $\rho = 1000$ kg/m³

Phantom section: Flat Section

Air Temperature: 25.0 deg C; Liquid Temperature: 24.0 deg C

Area Scan Find Secondary Maximum Within 2dB and with a peak SAR value greater than 0.0012W/kg

DASY4 Configuration:

- Probe: EX3DV4 - SN3554; ConvF(3.82, 3.82, 3.82);
- Sensor-Surface: 2.5mm (Mechanical Surface Detection) Sensor-Surface: 0mm (Fix Surface)
- Electronics: DAE3 Sn427; Calibrated: 9/22/2005
- Phantom: SAM 12; Type: SAM V4.0; Serial: TP-1150
- Measurement SW: DASY4, V4.6 Build 23; Postprocessing SW: SEMCAD, V1.8 Build 161

DTS High CH Rate=6M bit/Area Scan (8x14x1): Measurement grid: dx=10mm, dy=10mm

Maximum value of SAR (measured) = 0.207 mW/g

DTS High CH Rate=6M bit/Zoom Scan (8x8x8)/Cube 0: Measurement grid:

dx=4.3mm, dy=4.3mm, dz=3mm

Reference Value = 2.13 V/m; Power Drift = -0.145 dB

Peak SAR (extrapolated) = 0.633 W/kg

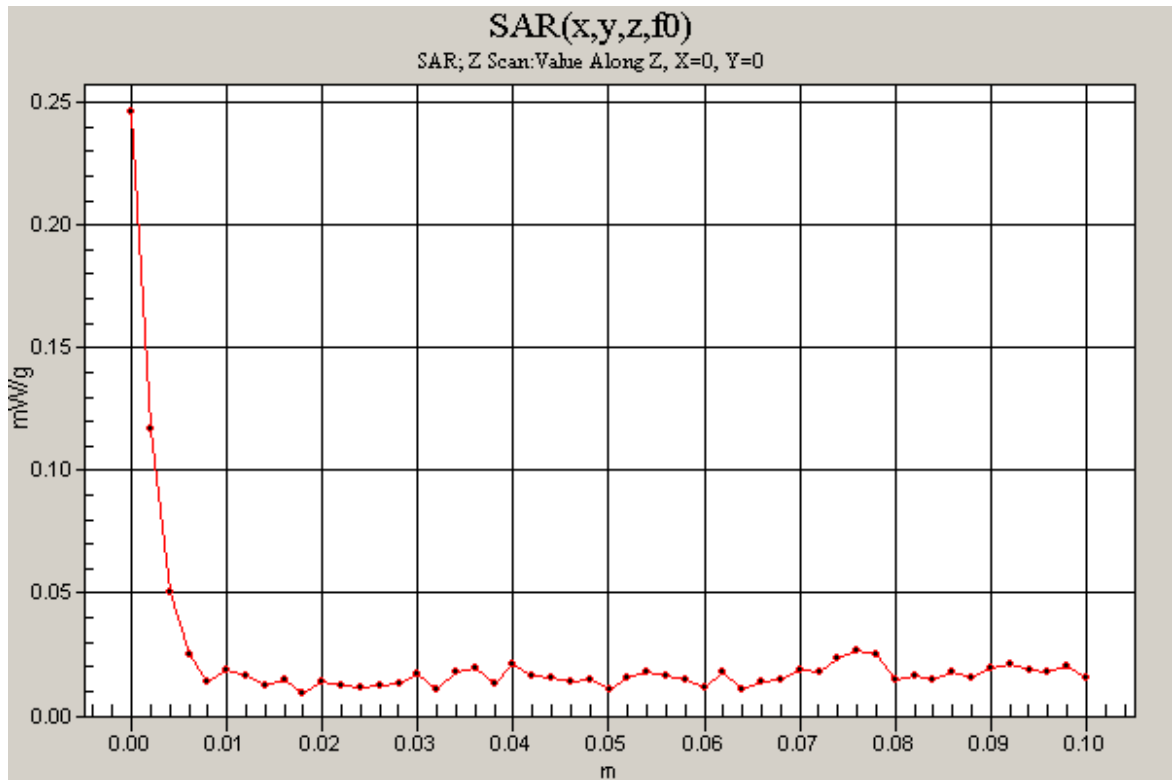
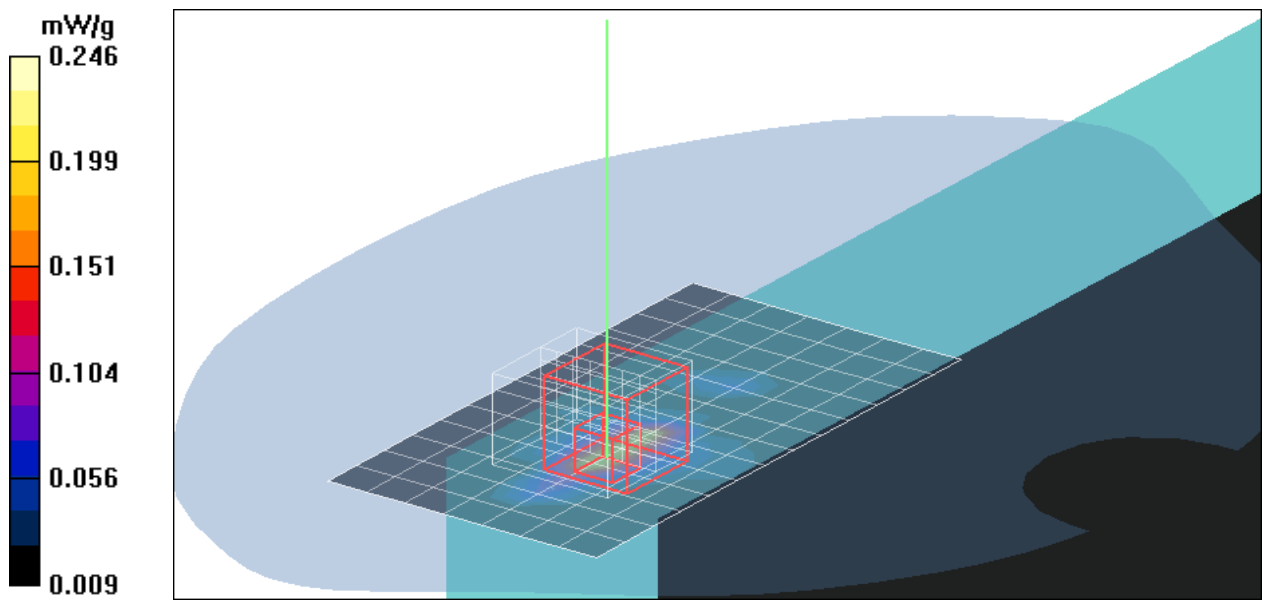
SAR(1 g) = 0.109 mW/g; SAR(10 g) = 0.038 mW/g

Maximum value of SAR (measured) = 0.235 mW/g

DTS High CH Rate=6M bit/Z Scan (1x1x51): Measurement grid: dx=20mm, dy=20mm,

dz=2mm

Maximum value of SAR (measured) = 0.246 mW/g



Test Laboratory: Compliance Certification Services Inc.

802.11a DTS Top Touch mode Aux ant. 14.8v

DUT: TA6; Type: 2-Spindle Tablet PC; Serial: N/A

Communication System: IEEE 802.11 A; Frequency: 5825 MHz; Duty Cycle: 1:1.11

Medium parameters used (interpolated): $f = 5825$ MHz; $\sigma = 6.27$ mho/m; $\epsilon_r = 47$; $\rho = 1000$ kg/m³

Phantom section: Flat Section

Air Temperature: 25.0 deg C; Liquid Temperature: 24.0 deg C

Area Scan Find Secondary Maximum Within 2dB and with a peak SAR value greater than 0.0012W/kg

DASY4 Configuration:

- Probe: EX3DV4 - SN3554; ConvF(3.82, 3.82, 3.82);
- Sensor-Surface: 2.5mm (Mechanical Surface Detection) Sensor-Surface: 0mm (Fix Surface)
- Electronics: DAE3 Sn427; Calibrated: 9/22/2005
- Phantom: SAM 12; Type: SAM V4.0; Serial: TP-1150
- Measurement SW: DASY4, V4.6 Build 23; Postprocessing SW: SEMCAD, V1.8 Build 161

DTS High CH Rate=6M bit/Area Scan (8x14x1): Measurement grid: dx=10mm, dy=10mm

Maximum value of SAR (measured) = 0.337 mW/g

DTS High CH Rate=6M bit/Zoom Scan (8x8x8)/Cube 0: Measurement grid:

dx=4.3mm, dy=4.3mm, dz=3mm

Reference Value = 2.33 V/m; Power Drift = -0.055 dB

Peak SAR (extrapolated) = 0.645 W/kg

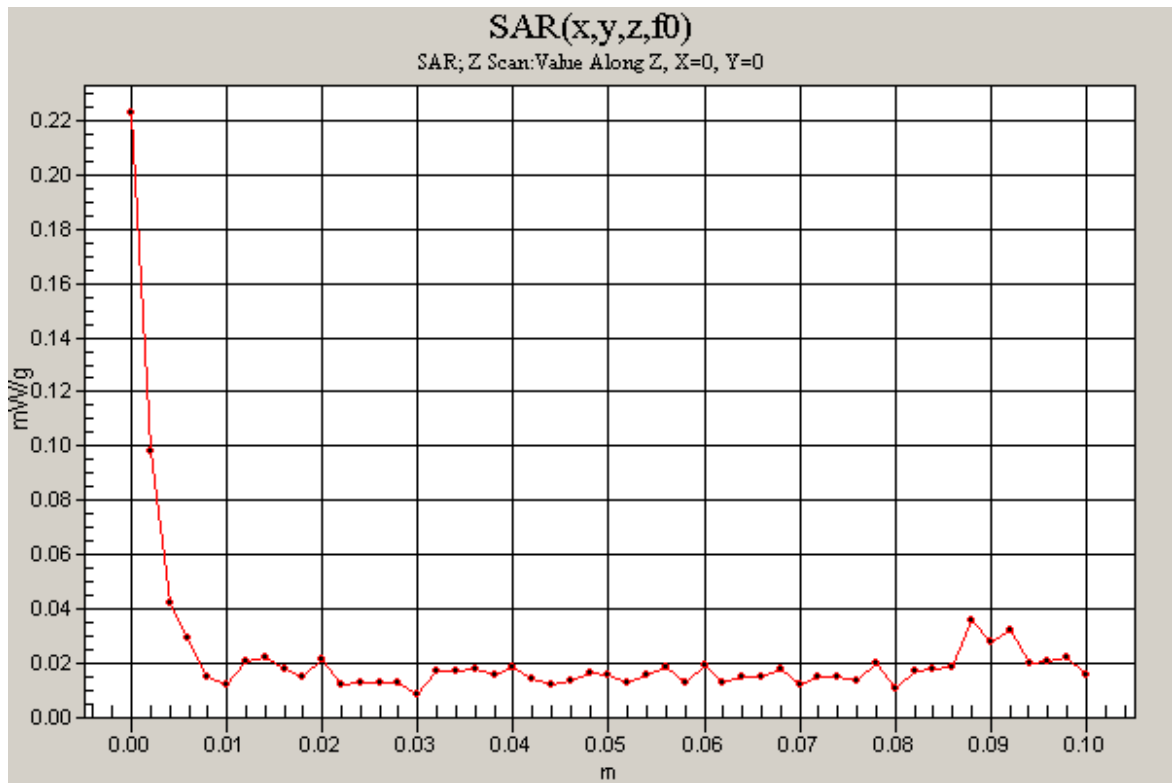
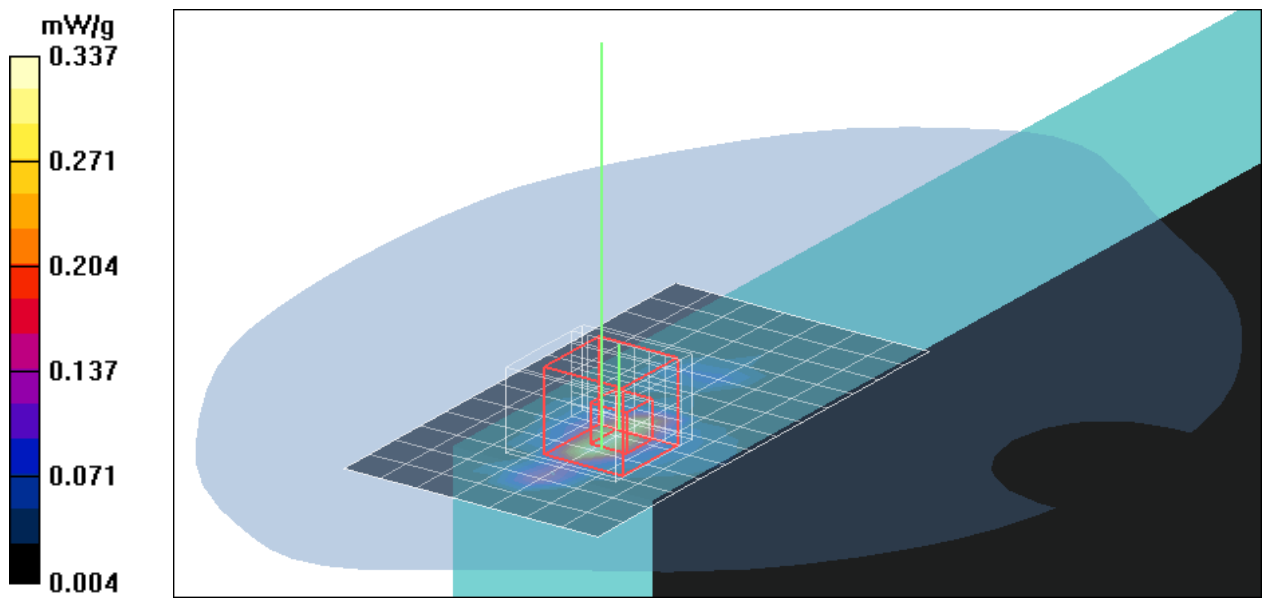
SAR(1 g) = 0.168 mW/g; SAR(10 g) = 0.058 mW/g

Maximum value of SAR (measured) = 0.314 mW/g

DTS High CH Rate=6M bit/Z Scan (1x1x51): Measurement grid: dx=20mm, dy=20mm,

dz=2mm

Maximum value of SAR (measured) = 0.223 mW/g



Test Laboratory: Compliance Certification Services Inc.

802.11b Bottom Touch mode Main ant.

DUT: TA6; Type: Wireless USB 2.0 Adapter; Serial: N/A

Communication System: IEEE 802.11b WLAN; Frequency: 2437 MHz; Duty Cycle: 1:1.02

Medium parameters used (interpolated): $f = 2437$ MHz; $\sigma = 1.96$ mho/m; $\epsilon_r = 51.5$; $\rho = 1000$ kg/m³

Phantom section: Flat Section

Air Temperature: 25.2 deg C; Liquid Temperature: 24.2 deg C

Area Scan Find Secondary Maximum Within 2dB and with a peak SAR value greater than 0.0012W/kg

DASY4 Configuration:

- Probe: EX3DV4 - SN3554; ConvF(6.12, 6.12, 6.12);
- Sensor-Surface: 2.5mm (Mechanical Surface Detection) Sensor-Surface: 0mm (Fix Surface)
- Electronics: DAE3 Sn427; Calibrated: 9/22/2005
- Phantom: SAM 12; Type: SAM V4.0; Serial: TP-1150
- Measurement SW: DASY4, V4.6 Build 23; Postprocessing SW: SEMCAD, V1.8 Build 161

Middle CH Rate=1M bit/Area Scan (12x19x1): Measurement grid: dx=15mm, dy=15mm

Maximum value of SAR (measured) = 0.016 mW/g

Middle CH Rate=1M bit/Zoom Scan (5x5x7)/Cube 0: Measurement grid: dx=7.5mm, dy=7.5mm, dz=5mm

Reference Value = 2.22 V/m; Power Drift = -0.087 dB

Peak SAR (extrapolated) = 0.018 W/kg

SAR(1 g) = 0.013 mW/g; SAR(10 g) = 0.00817 mW/g

Maximum value of SAR (measured) = 0.019 mW/g

Middle CH Rate=1M bit/Zoom Scan (5x5x7)/Cube 1: Measurement grid: dx=7.5mm, dy=7.5mm, dz=5mm

Reference Value = 2.22 V/m; Power Drift = -0.087 dB

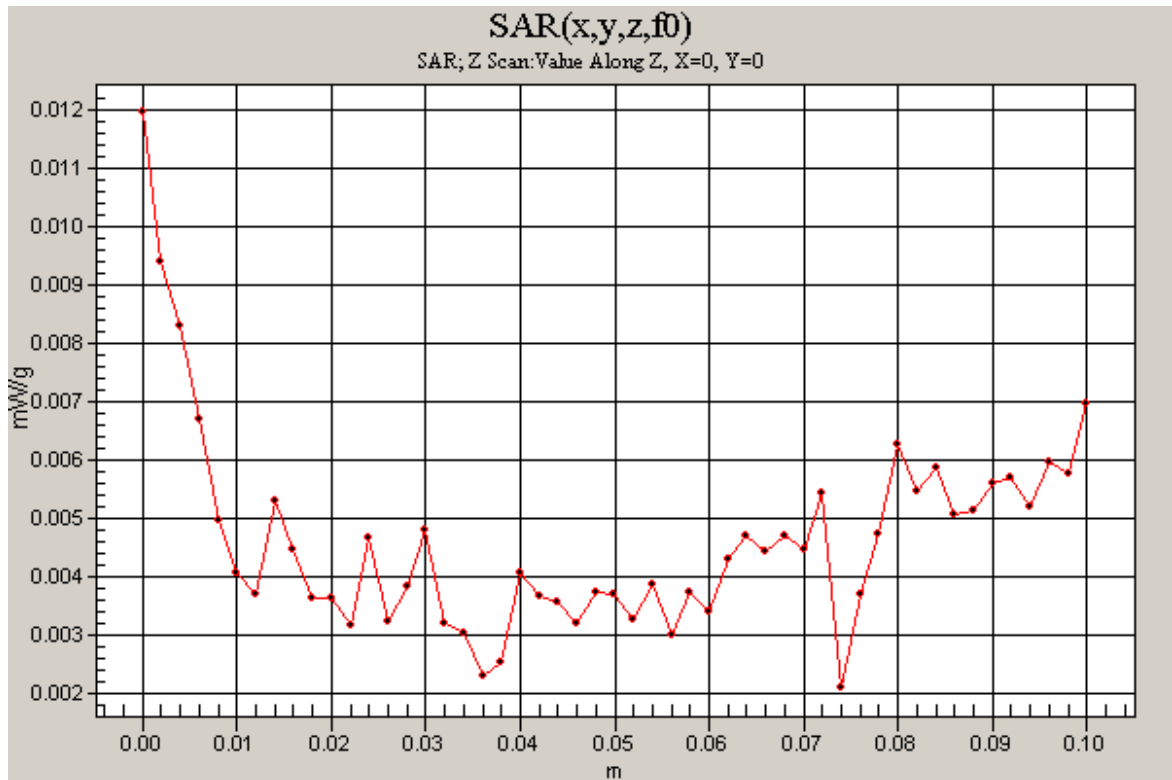
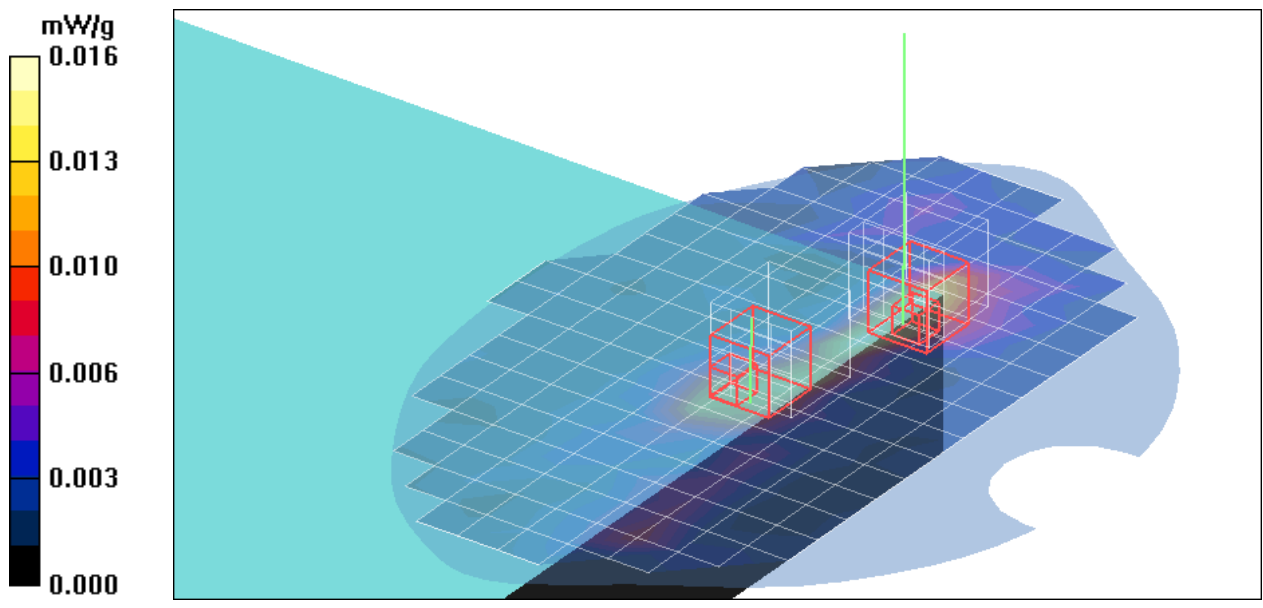
Peak SAR (extrapolated) = 0.020 W/kg

SAR(1 g) = 0.00963 mW/g; SAR(10 g) = 0.00627 mW/g

Maximum value of SAR (measured) = 0.014 mW/g

Middle CH Rate=1M bit/Z Scan (1x1x51): Measurement grid: dx=20mm, dy=20mm, dz=2mm

Maximum value of SAR (measured) = 0.012 mW/g



Test Laboratory: Compliance Certification Services Inc.

802.11g Bottom Touch mode Aux ant.

DUT: TA6; Type: 2-Spindle Tablet PC; Serial: N/A

Communication System: IEEE 802.11g WLAN; Frequency: 2437 MHz; Duty Cycle: 1:1.11

Medium parameters used (interpolated): $f = 2437$ MHz; $\sigma = 1.96$ mho/m; $\epsilon_r = 51.5$; $\rho = 1000$ kg/m³

Phantom section: Flat Section

Air Temperature: 25.2 deg C; Liquid Temperature: 24.2 deg C

Area Scan Find Secondary Maximum Within 2dB and with a peak SAR value greater than 0.0012W/kg

DASY4 Configuration:

- Probe: EX3DV4 - SN3554; ConvF(6.12, 6.12, 6.12);
- Sensor-Surface: 2.5mm (Mechanical Surface Detection) Sensor-Surface: 0mm (Fix Surface)
- Electronics: DAE3 Sn427; Calibrated: 9/22/2005
- Phantom: SAM 12; Type: SAM V4.0; Serial: TP-1150
- Measurement SW: DASY4, V4.6 Build 23; Postprocessing SW: SEMCAD, V1.8 Build 161

Middle CH Rate=6M bit/Area Scan (9x15x1): Measurement grid: dx=15mm, dy=15mm

Maximum value of SAR (measured) = 0.036 mW/g

Middle CH Rate=6M bit/Zoom Scan (5x5x7)/Cube 0: Measurement grid: dx=7.5mm, dy=7.5mm, dz=5mm

Reference Value = 3.70 V/m; Power Drift = -0.110 dB

Peak SAR (extrapolated) = 0.053 W/kg

SAR(1 g) = 0.022 mW/g; SAR(10 g) = 0.011 mW/g

Maximum value of SAR (measured) = 0.030 mW/g

Middle CH Rate=6M bit/Zoom Scan (5x5x7)/Cube 1: Measurement grid: dx=7.5mm, dy=7.5mm, dz=5mm

Reference Value = 3.70 V/m; Power Drift = -0.110 dB

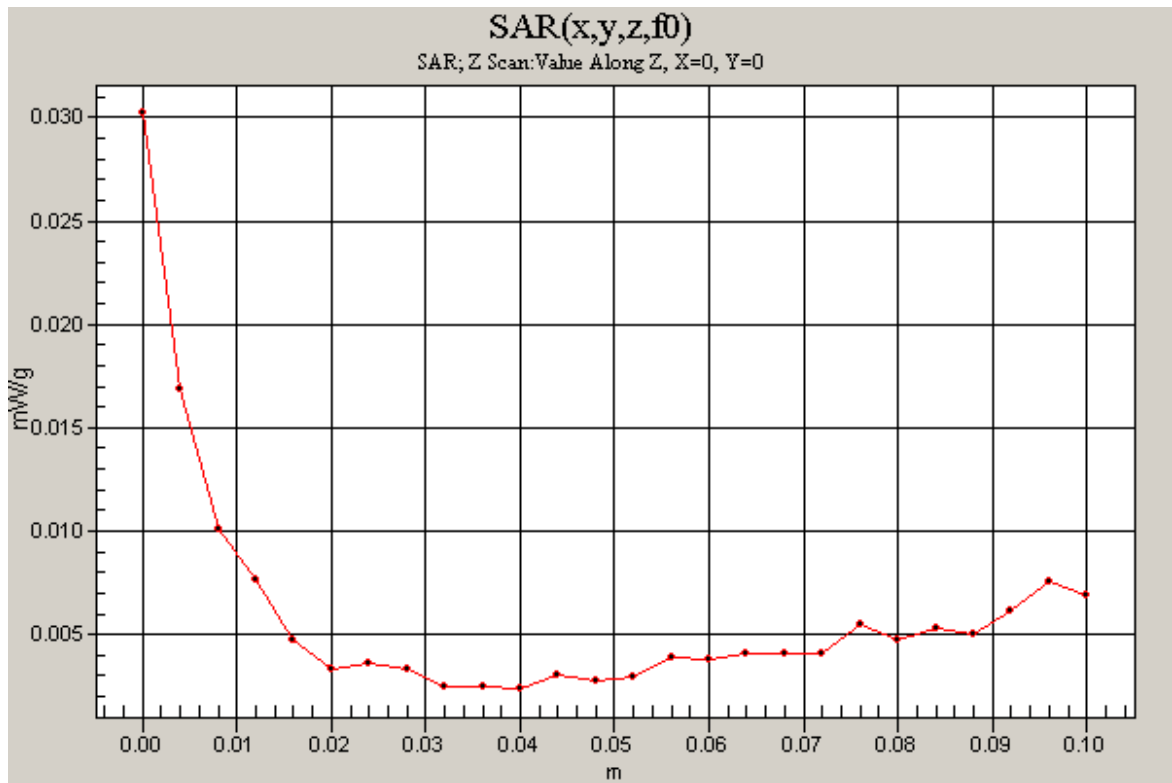
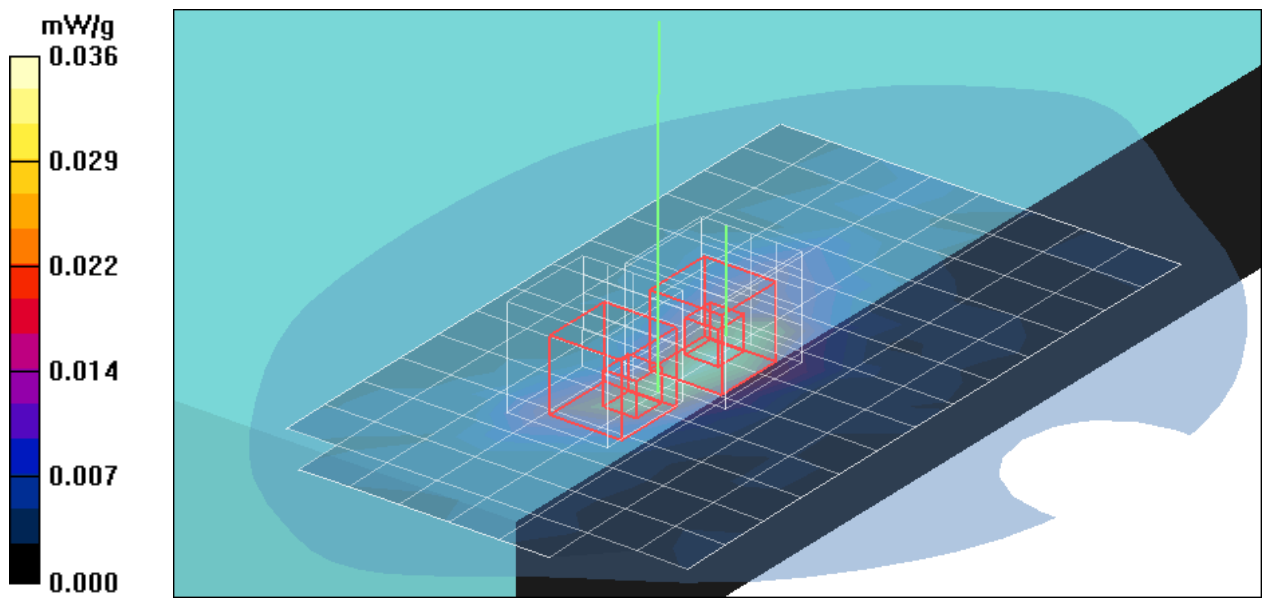
Peak SAR (extrapolated) = 0.056 W/kg

SAR(1 g) = 0.029 mW/g; SAR(10 g) = 0.015 mW/g

Maximum value of SAR (measured) = 0.039 mW/g

Middle CH Rate=6M bit/Z Scan (1x1x26): Measurement grid: dx=20mm, dy=20mm, dz=4mm

Maximum value of SAR (measured) = 0.041 mW/g



Test Laboratory: Compliance Certification Services Inc.

802.11a UNII Bottom Touch mode Aux ant.

DUT: TA6; Type: 2-Spindle Tablet PC; Serial: N/A

Communication System: IEEE 802.11 A; Frequency: 5260 MHz; Duty Cycle: 1:1.11

Medium parameters used: $f = 5260$ MHz; $\sigma = 5.47$ mho/m; $\epsilon_r = 48.1$; $\rho = 1000$ kg/m³

Phantom section: Flat Section

Air Temperature: 25.0 deg C; Liquid Temperature: 24.0 deg C

Area Scan Find Secondary Maximum Within 2dB and with a peak SAR value greater than 0.0012W/kg

DASY4 Configuration:

- Probe: EX3DV4 - SN3554; ConvF(3.99, 3.99, 3.99);
- Sensor-Surface: 2.5mm (Mechanical Surface Detection) Sensor-Surface: 0mm (Fix Surface)
- Electronics: DAE3 Sn427; Calibrated: 9/22/2005
- Phantom: SAM 12; Type: SAM V4.0; Serial: TP-1150
- Measurement SW: DASY4, V4.6 Build 23; Postprocessing SW: SEMCAD, V1.8 Build 161

UNII Middle CH Rate=6M bit/Area Scan (15x17x1): Measurement grid: dx=10mm, dy=10mm

Maximum value of SAR (measured) = 0.020 mW/g

UNII Middle CH Rate=6M bit/Zoom Scan (8x8x8)/Cube 0: Measurement grid:

dx=4.3mm, dy=4.3mm, dz=3mm

Reference Value = 1.41 V/m; Power Drift = -0.148 dB

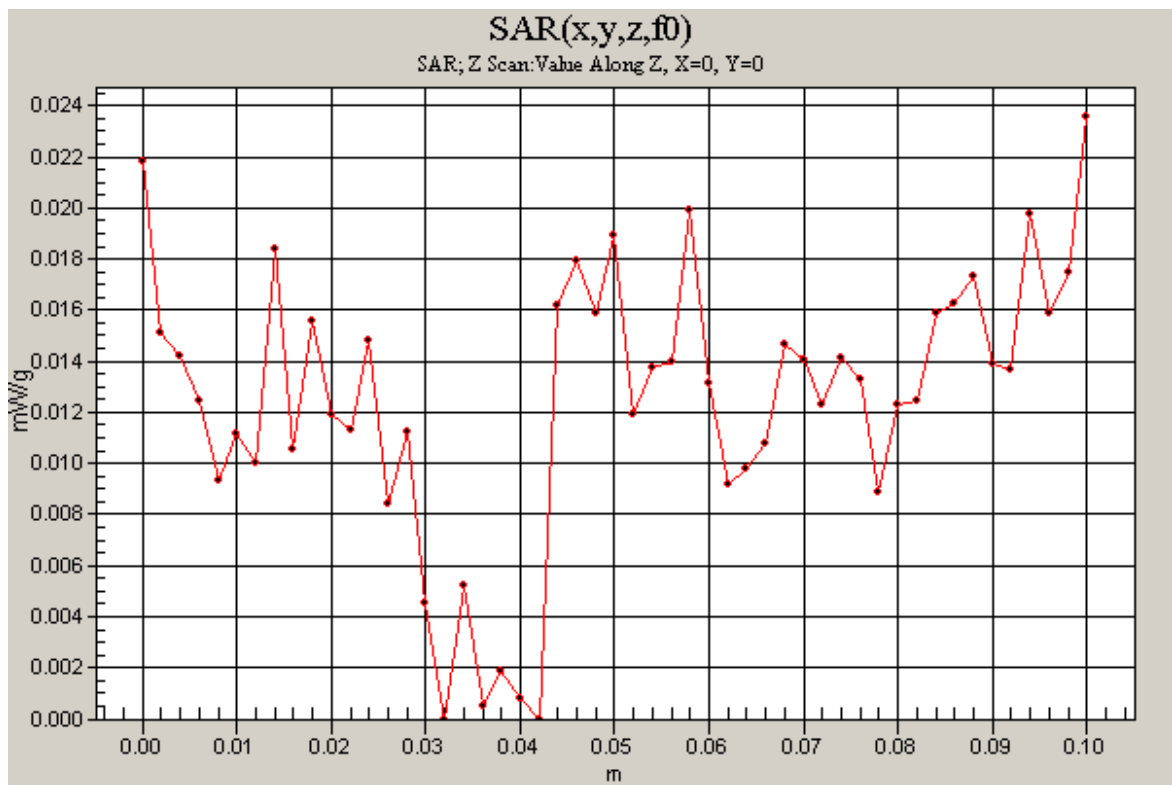
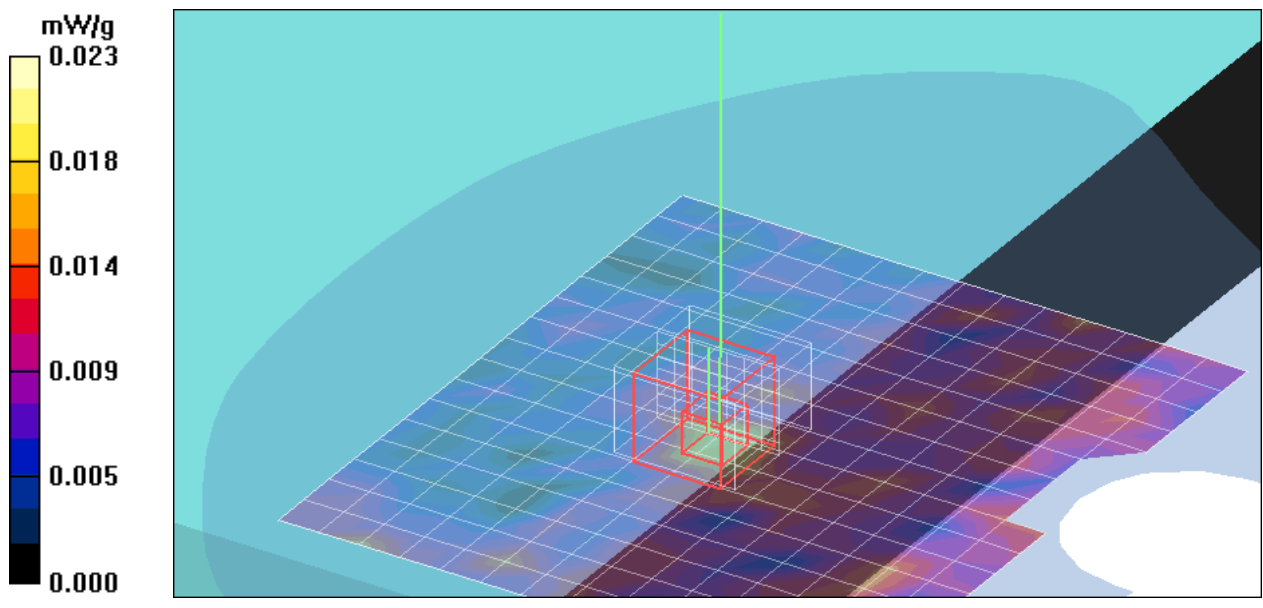
Peak SAR (extrapolated) = 0.144 W/kg

SAR(1 g) = 0.015 mW/g; SAR(10 g) = 0.00284 mW/g

Maximum value of SAR (measured) = 0.023 mW/g

UNII Middle CH Rate=6M bit 2/Z Scan (1x1x51): Measurement grid: dx=20mm, dy=20mm, dz=2mm

Maximum value of SAR (measured) = 0.024 mW/g



Test Laboratory: Compliance Certification Services Inc.

802.11a DTS Bottom Touch mode Aux ant.

DUT: TA6; Type: 2-Spindle Tablet PC; Serial: N/A

Communication System: IEEE 802.11 A; Frequency: 5785 MHz; Duty Cycle: 1:1.11

Medium parameters used (interpolated): $f = 5785$ MHz; $\sigma = 6.23$ mho/m; $\epsilon_r = 47$; $\rho = 1000$ kg/m³

Phantom section: Flat Section

Air Temperature: 25.0 deg C; Liquid Temperature: 24.0 deg C

Area Scan Find Secondary Maximum Within 2dB and with a peak SAR value greater than 0.0012W/kg

DASY4 Configuration:

- Probe: EX3DV4 - SN3554; ConvF(3.82, 3.82, 3.82);
- Sensor-Surface: 2.5mm (Mechanical Surface Detection) Sensor-Surface: 0mm (Fix Surface)
- Electronics: DAE3 Sn427; Calibrated: 9/22/2005
- Phantom: SAM 12; Type: SAM V4.0; Serial: TP-1150
- Measurement SW: DASY4, V4.6 Build 23; Postprocessing SW: SEMCAD, V1.8 Build 161

DTS Middle CH Rate=6M bit/Area Scan (15x21x1): Measurement grid: dx=10mm, dy=10mm

Maximum value of SAR (measured) = 0.036 mW/g

DTS Middle CH Rate=6M bit/Zoom Scan (8x8x8)/Cube 0: Measurement grid:

dx=4.3mm, dy=4.3mm, dz=3mm

Reference Value = 1.86 V/m; Power Drift = -0.060 dB

Peak SAR (extrapolated) = 0.145 W/kg

SAR(1 g) = 0.012 mW/g; SAR(10 g) = 0.00303 mW/g

Maximum value of SAR (measured) = 0.050 mW/g

DTS Middle CH Rate=6M bit/Zoom Scan (8x8x8)/Cube 1: Measurement grid:

dx=4.3mm, dy=4.3mm, dz=3mm

Reference Value = 1.86 V/m; Power Drift = -0.060 dB

Peak SAR (extrapolated) = 0.125 W/kg

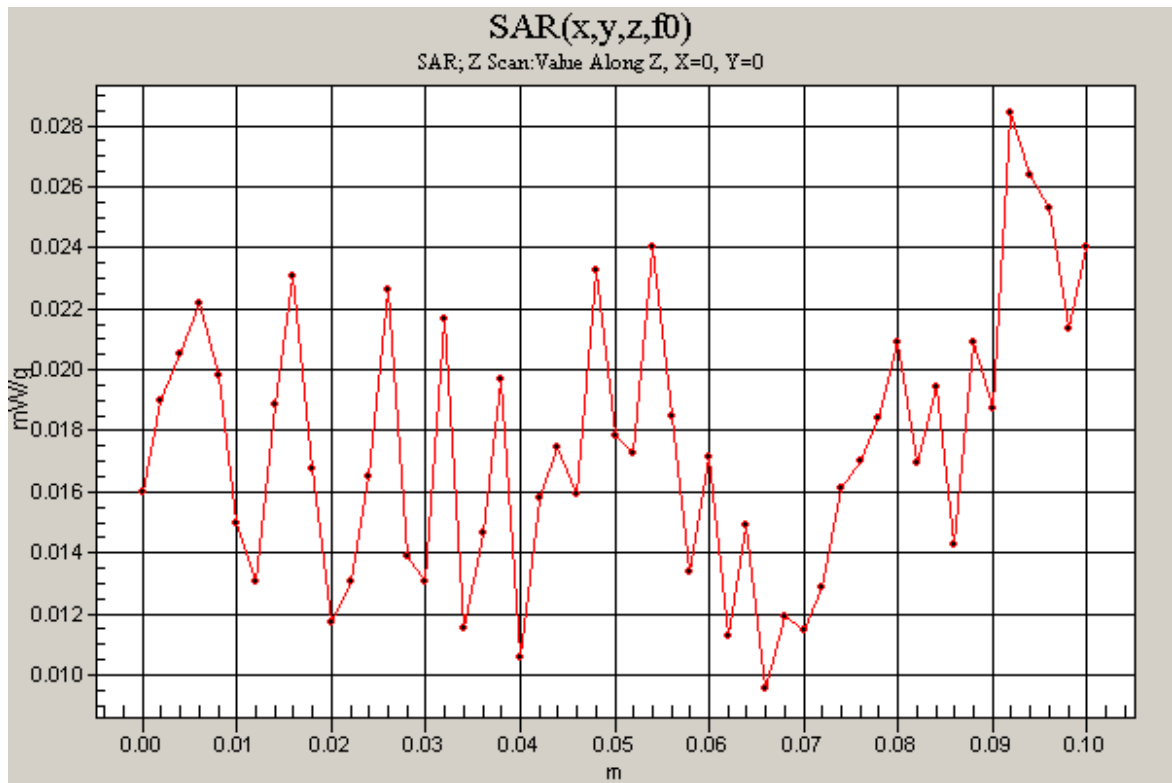
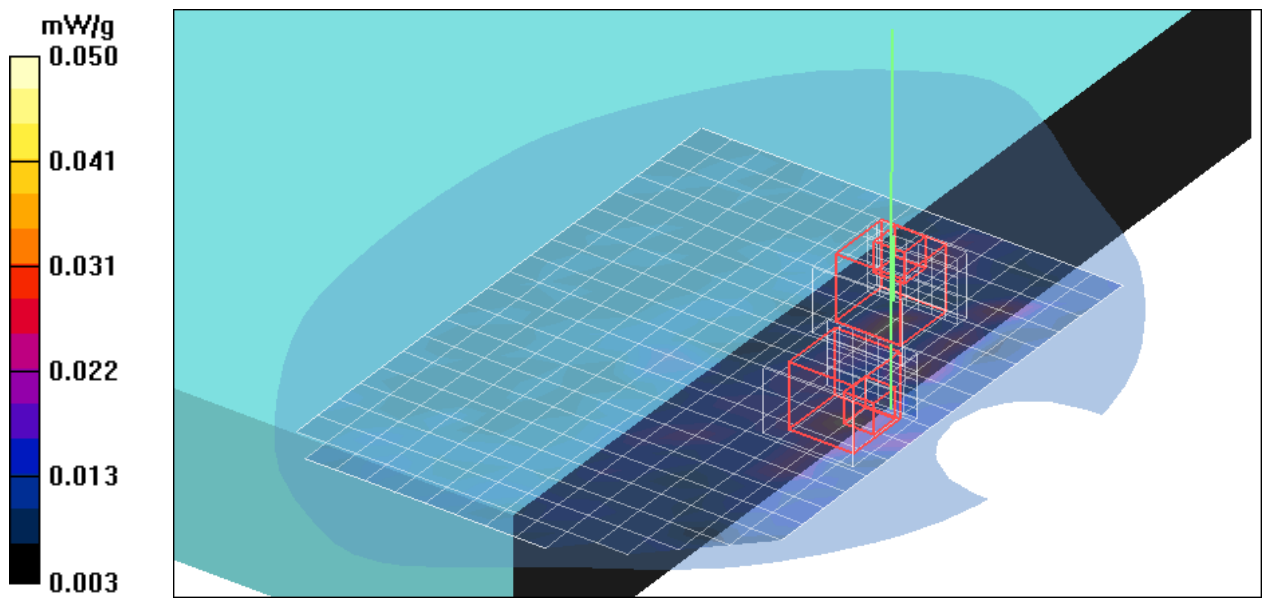
SAR(1 g) = 0.011 mW/g; SAR(10 g) = 0.00226 mW/g

Maximum value of SAR (measured) = 0.041 mW/g

DTS Middle CH Rate=6M bit/Z Scan (1x1x51): Measurement grid: dx=20mm, dy=20mm,

dz=2mm

Maximum value of SAR (measured) = 0.028 mW/g



Test Laboratory: Compliance Certification Services Inc.

802.11b Top Touch mode Main ant.

DUT: TA6; Type: Wireless USB 2.0 Adapter; Serial: N/A

Communication System: IEEE 802.11b WLAN; Frequency: 2462 MHz; Duty Cycle: 1:1.02

Medium parameters used: $f = 2462$ MHz; $\sigma = 1.99$ mho/m; $\epsilon_r = 51.4$; $\rho = 1000$ kg/m³

Phantom section: Flat Section

Air Temperature: 25.2 deg C; Liquid Temperature: 24.2 deg C

Area Scan Find Secondary Maximum Within 2dB and with a peak SAR value greater than 0.0012W/kg

DASY4 Configuration:

- Probe: EX3DV4 - SN3554; ConvF(6.12, 6.12, 6.12);
- Sensor-Surface: 2.5mm (Mechanical Surface Detection) Sensor-Surface: 0mm (Fix Surface)
- Electronics: DAE3 Sn427; Calibrated: 9/22/2005
- Phantom: SAM 12; Type: SAM V4.0; Serial: TP-1150
- Measurement SW: DASY4, V4.6 Build 23; Postprocessing SW: SEMCAD, V1.8 Build 161

co-Location High CH Rate=1M bit/Area Scan (7x15x1): Measurement grid:

dx=15mm, dy=15mm

Maximum value of SAR (measured) = 0.239 mW/g

co-Location High CH Rate=1M bit/Zoom Scan (5x5x7)/Cube 0: Measurement

grid: dx=7.5mm, dy=7.5mm, dz=5mm

Reference Value = 6.72 V/m; Power Drift = -0.122 dB

Peak SAR (extrapolated) = 0.488 W/kg

SAR(1 g) = 0.232 mW/g; SAR(10 g) = 0.106 mW/g

Maximum value of SAR (measured) = 0.334 mW/g

co-Location High CH Rate=1M bit/Zoom Scan (5x5x7)/Cube 1: Measurement

grid: dx=7.5mm, dy=7.5mm, dz=5mm

Reference Value = 6.72 V/m; Power Drift = -0.122 dB

Peak SAR (extrapolated) = 0.373 W/kg

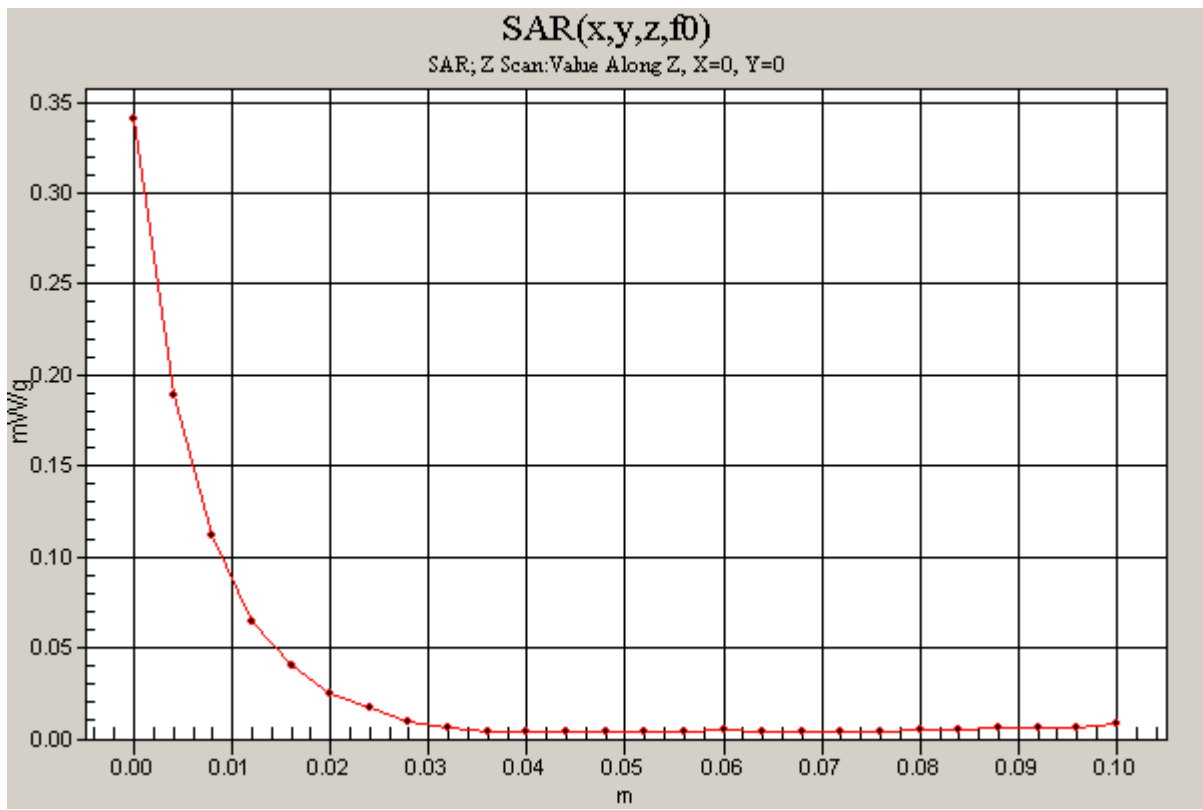
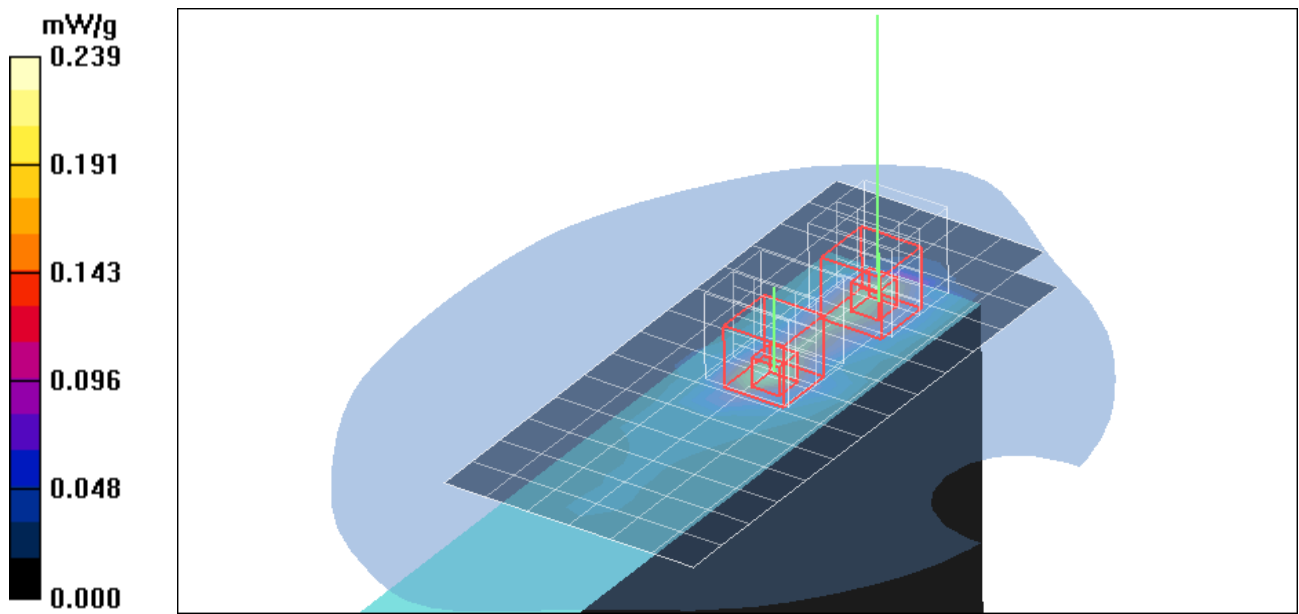
SAR(1 g) = 0.174 mW/g; SAR(10 g) = 0.079 mW/g

Maximum value of SAR (measured) = 0.240 mW/g

co-Location High CH Rate=1M bit/Z Scan (1x1x26): Measurement grid: dx=20mm,

dy=20mm, dz=4mm

Maximum value of SAR (measured) = 0.341 mW/g



Test Laboratory: Compliance Certification Services Inc.

802.11g Top Touch mode Main ant. 14.4v

DUT: TA6; Type: 2-Spindle Tablet PC; Serial: N/A

Communication System: IEEE 802.11b WLAN; Frequency: 2462 MHz; Duty Cycle: 1:1.11

Medium parameters used: $f = 2462$ MHz; $\sigma = 1.99$ mho/m; $\epsilon_r = 51.4$; $\rho = 1000$ kg/m³

Phantom section: Flat Section

Air Temperature: 25.2 deg C; Liquid Temperature: 24.2 deg C

Area Scan Find Secondary Maximum Within 2dB and with a peak SAR value greater than 0.0012W/kg

DASY4 Configuration:

- Probe: EX3DV4 - SN3554; ConvF(6.12, 6.12, 6.12);
- Sensor-Surface: 2.5mm (Mechanical Surface Detection) Sensor-Surface: 0mm (Fix Surface)
- Electronics: DAE3 Sn427; Calibrated: 9/22/2005
- Phantom: SAM 12; Type: SAM V4.0; Serial: TP-1150
- Measurement SW: DASY4, V4.6 Build 23; Postprocessing SW: SEMCAD, V1.8 Build 161

co-Location Low CH Rate=6M bit/Area Scan (7x13x1): Measurement grid: dx=15mm, dy=15mm

Maximum value of SAR (measured) = 0.220 mW/g

co-Location Low CH Rate=6M bit/Zoom Scan (5x5x7)/Cube 0: Measurement grid: dx=7.5mm, dy=7.5mm, dz=5mm

Reference Value = 7.00 V/m; Power Drift = -0.029 dB

Peak SAR (extrapolated) = 0.528 W/kg

SAR(1 g) = 0.229 mW/g; SAR(10 g) = 0.096 mW/g

Maximum value of SAR (measured) = 0.346 mW/g

co-Location Low CH Rate=6M bit/Zoom Scan (5x5x7)/Cube 1: Measurement grid: dx=7.5mm, dy=7.5mm, dz=5mm

Reference Value = 7.00 V/m; Power Drift = -0.029 dB

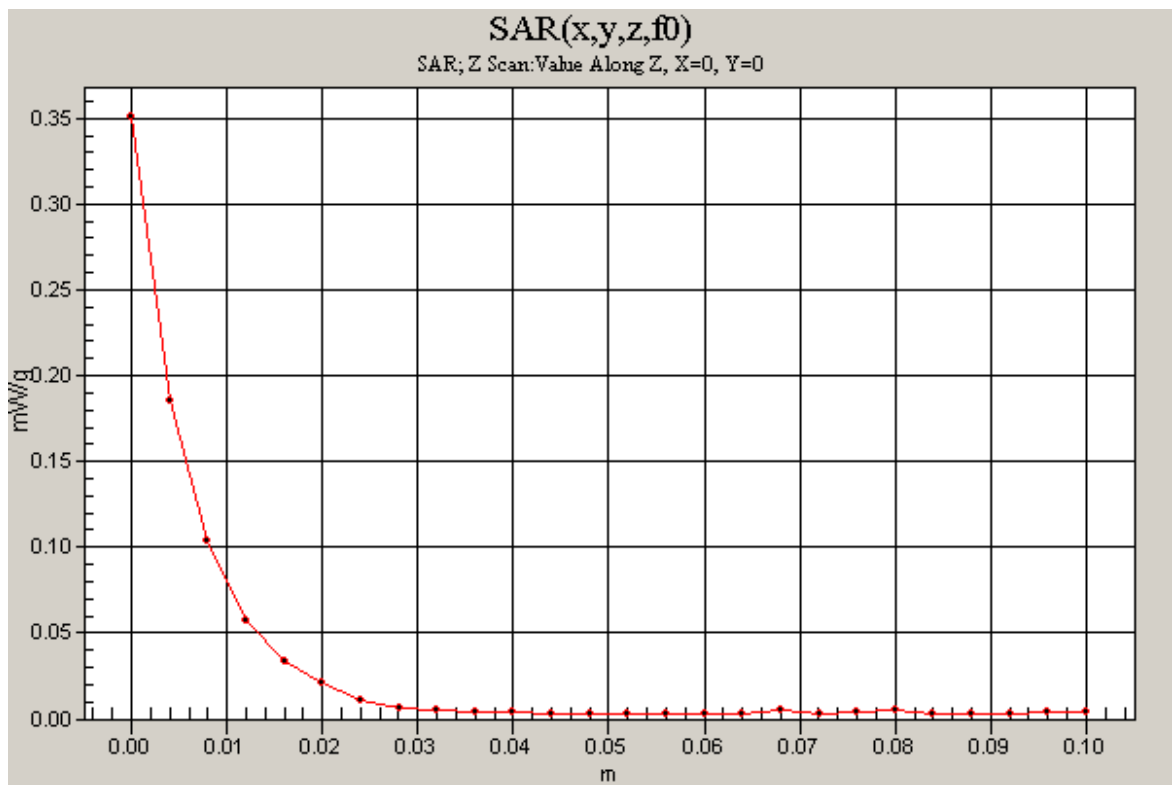
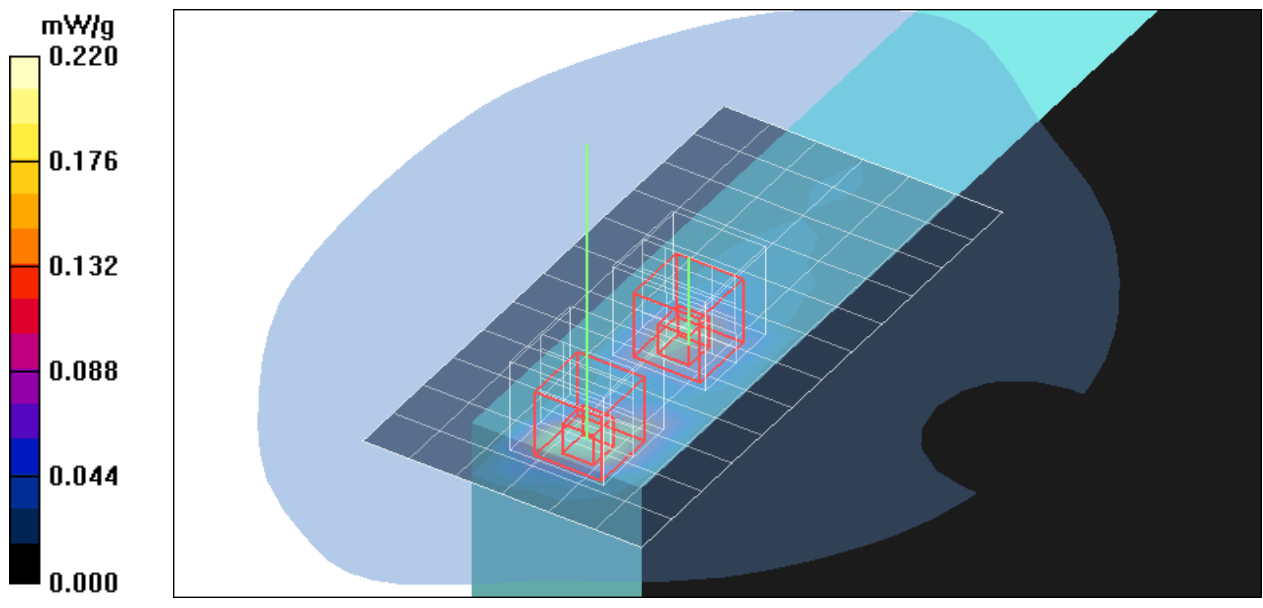
Peak SAR (extrapolated) = 0.376 W/kg

SAR(1 g) = 0.169 mW/g; SAR(10 g) = 0.075 mW/g

Maximum value of SAR (measured) = 0.240 mW/g

co-Location Low CH Rate=6M bit/Z Scan (1x1x26): Measurement grid: dx=20mm, dy=20mm, dz=4mm

Maximum value of SAR (measured) = 0.351 mW/g



Test Laboratory: Compliance Certification Services Inc.

802.11a UNII Top Touch mode Aux ant. 14.4v

DUT: TA6; Type: 2-Spindle Tablet PC; Serial: N/A

Communication System: IEEE 802.11 A; Frequency: 5180 MHz; Duty Cycle: 1:1.11

Medium parameters used: $f = 5180$ MHz; $\sigma = 5.35$ mho/m; $\epsilon_r = 48.2$; $\rho = 1000$ kg/m³

Phantom section: Flat Section

Air Temperature: 25.0 deg C; Liquid Temperature: 24.0 deg C

Area Scan Find Secondary Maximum Within 2dB and with a peak SAR value greater than 0.0012W/kg

DASY4 Configuration:

- Probe: EX3DV4 - SN3554; ConvF(3.99, 3.99, 3.99);
- Sensor-Surface: 2.5mm (Mechanical Surface Detection) Sensor-Surface: 0mm (Fix Surface)
- Electronics: DAE3 Sn427; Calibrated: 9/22/2005
- Phantom: SAM 12; Type: SAM V4.0; Serial: TP-1150
- Measurement SW: DASY4, V4.6 Build 23; Postprocessing SW: SEMCAD, V1.8 Build 161

co-Location UNII Low CH Rate=6M bit/Area Scan (8x14x1): Measurement grid:

dx=10mm, dy=10mm

Maximum value of SAR (measured) = 0.327 mW/g

co-Location UNII Low CH Rate=6M bit/Zoom Scan (8x8x8)/Cube 0:

Measurement grid: dx=4.3mm, dy=4.3mm, dz=3mm

Reference Value = 2.42 V/m; Power Drift = -0.097 dB

Peak SAR (extrapolated) = 0.785 W/kg

SAR(1 g) = 0.215 mW/g; SAR(10 g) = 0.072 mW/g

Maximum value of SAR (measured) = 0.419 mW/g

co-Location UNII Low CH Rate=6M bit/Zoom Scan (8x8x8)/Cube 1:

Measurement grid: dx=4.3mm, dy=4.3mm, dz=3mm

Reference Value = 2.42 V/m; Power Drift = -0.097 dB

Peak SAR (extrapolated) = 0.665 W/kg

SAR(1 g) = 0.170 mW/g; SAR(10 g) = 0.048 mW/g

Maximum value of SAR (measured) = 0.375 mW/g

co-Location UNII Low CH Rate=6M bit/Z Scan (1x1x51): Measurement grid:

dx=20mm, dy=20mm, dz=2mm

Maximum value of SAR (measured) = 0.261 mW/g

