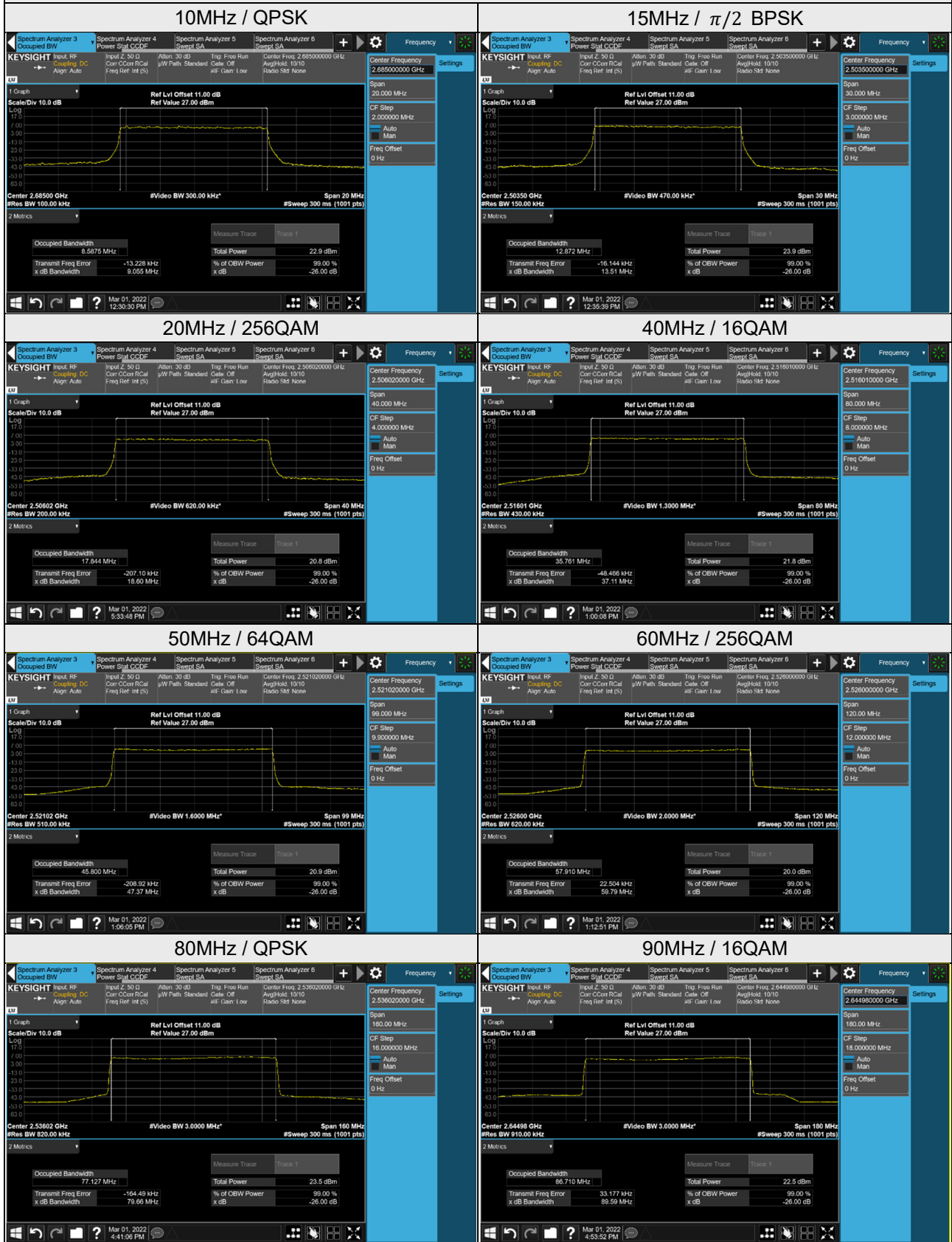
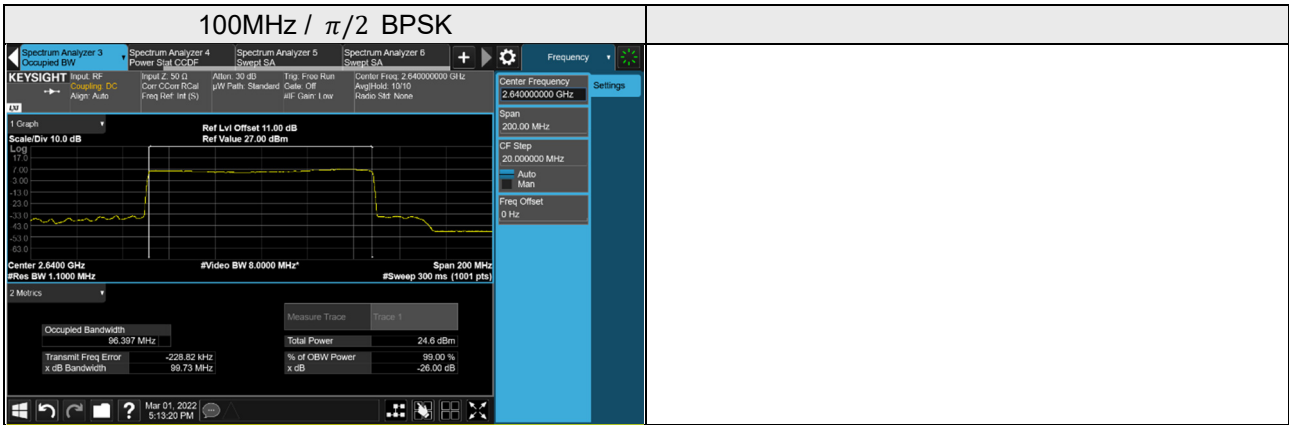


Spectrum Plot of Worst Value



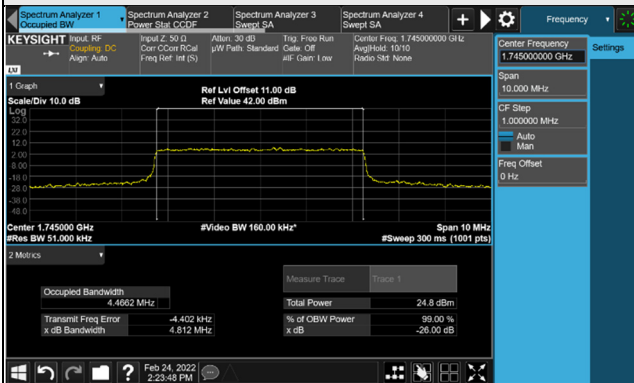


n66, Channel Bandwidth 5MHz						
Channel	Frequency (MHz)	99% Occupied Bandwidth (MHz)				
		$\pi/2$ BPSK	QPSK	16QAM	64QAM	256QAM
342500	1712.5	4.47	4.46	4.47	4.47	4.46
349000	1745.0	4.47	4.47	4.46	4.46	4.46
355500	1777.5	4.47	4.47	4.46	4.47	4.46
n66, Channel Bandwidth 10MHz						
Channel	Frequency (MHz)	99% Occupied Bandwidth (MHz)				
		$\pi/2$ BPSK	QPSK	16QAM	64QAM	256QAM
343000	1715.0	8.92	8.92	8.92	8.92	8.92
349000	1745.0	8.92	8.92	8.92	8.92	8.92
355000	1775.0	8.92	8.92	8.91	8.92	8.92
n66, Channel Bandwidth 15MHz						
Channel	Frequency (MHz)	99% Occupied Bandwidth (MHz)				
		$\pi/2$ BPSK	QPSK	16QAM	64QAM	256QAM
343500	1717.5	13.36	13.36	13.36	13.37	13.36
349000	1745.0	13.38	13.37	13.37	13.38	13.37
354500	1772.5	13.37	13.36	13.36	13.37	13.37
n66, Channel Bandwidth 20MHz						
Channel	Frequency (MHz)	99% Occupied Bandwidth (MHz)				
		$\pi/2$ BPSK	QPSK	16QAM	64QAM	256QAM
344000	1720.0	17.78	17.80	17.82	17.81	17.81
349000	1745.0	17.79	17.82	17.83	17.82	17.82
354000	1770.0	17.79	17.81	17.83	17.82	17.82
n66, Channel Bandwidth 40MHz						
Channel	Frequency (MHz)	99% Occupied Bandwidth (MHz)				
		$\pi/2$ BPSK	QPSK	16QAM	64QAM	256QAM
346000	1730.0	38.53	38.57	38.53	38.53	38.47
349000	1745.0	38.51	38.56	38.53	38.53	38.48
352000	1760.0	38.48	38.52	38.50	38.50	38.44

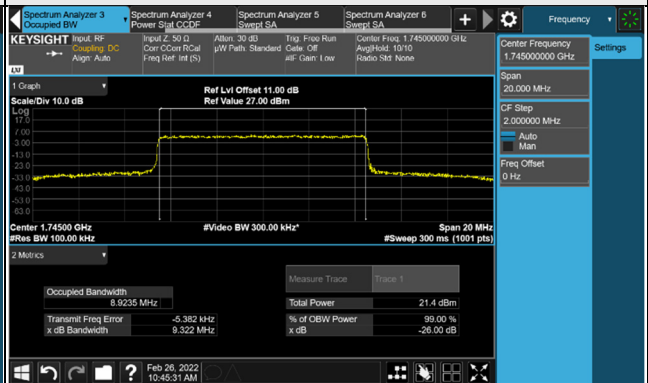


Spectrum Plot of Worst Value

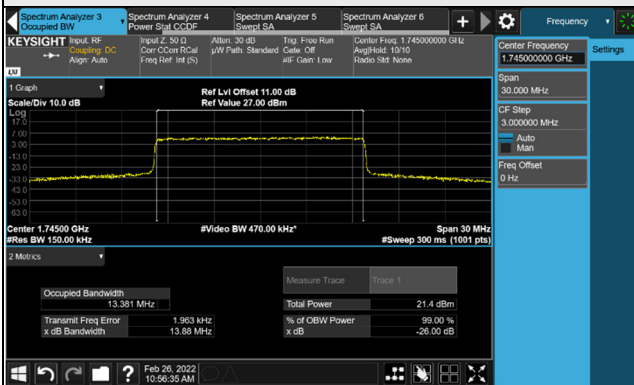
5MHz / QPSK



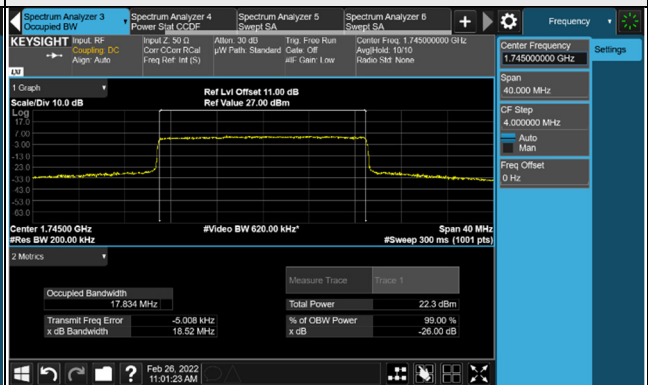
10MHz / 64QAM



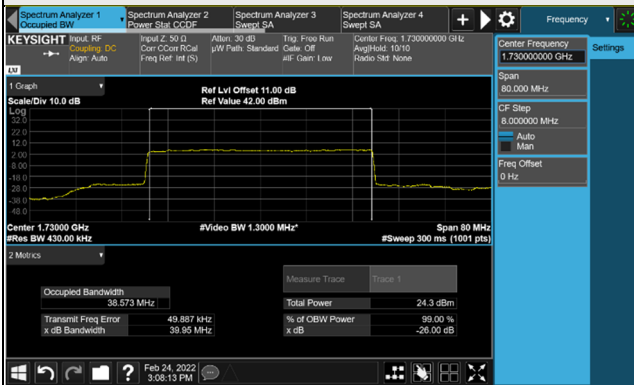
15MHz / 64QAM



20 MHz / 16QAM

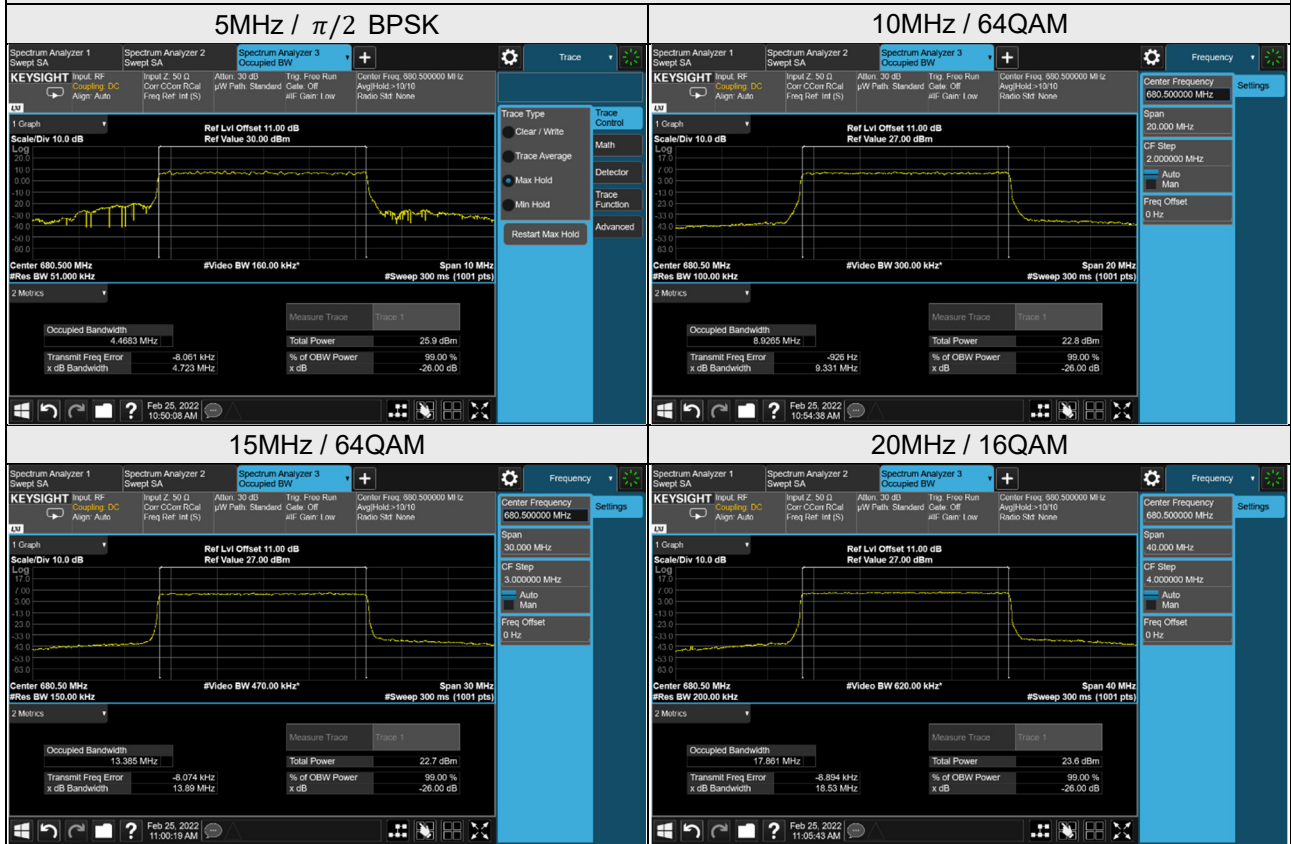


40MHz / QPSK



n71, Channel Bandwidth 5MHz						
Channel	Frequency (MHz)	99% Occupied Bandwidth (MHz)				
		$\pi/2$ BPSK	QPSK	16QAM	64QAM	256QAM
133100	665.5	4.46	4.46	4.46	4.46	4.46
136100	680.5	4.47	4.46	4.46	4.46	4.46
139100	695.5	4.47	4.46	4.46	4.46	4.46
n71, Channel Bandwidth 10MHz						
Channel	Frequency (MHz)	99% Occupied Bandwidth (MHz)				
		$\pi/2$ BPSK	QPSK	16QAM	64QAM	256QAM
133600	668.0	8.91	8.91	8.90	8.91	8.92
136100	680.5	8.92	8.93	8.91	8.93	8.93
138600	693.0	8.91	8.93	8.91	8.92	8.92
n71 Channel Bandwidth 15MHz						
Channel	Frequency (MHz)	99% Occupied Bandwidth (MHz)				
		$\pi/2$ BPSK	QPSK	16QAM	64QAM	256QAM
134100	670.5	13.37	13.35	13.36	13.37	13.36
136100	680.5	13.38	13.37	13.37	13.39	13.38
138100	690.5	13.38	13.37	13.37	13.38	13.38
n71, Channel Bandwidth 20MHz						
Channel	Frequency (MHz)	99% Occupied Bandwidth (MHz)				
		$\pi/2$ BPSK	QPSK	16QAM	64QAM	256QAM
134600	673.0	17.80	17.80	17.83	17.81	17.82
136100	680.5	17.82	17.83	17.86	17.84	17.85
137600	688.0	17.81	17.82	17.85	17.83	17.84

Spectrum Plot of Worst Value

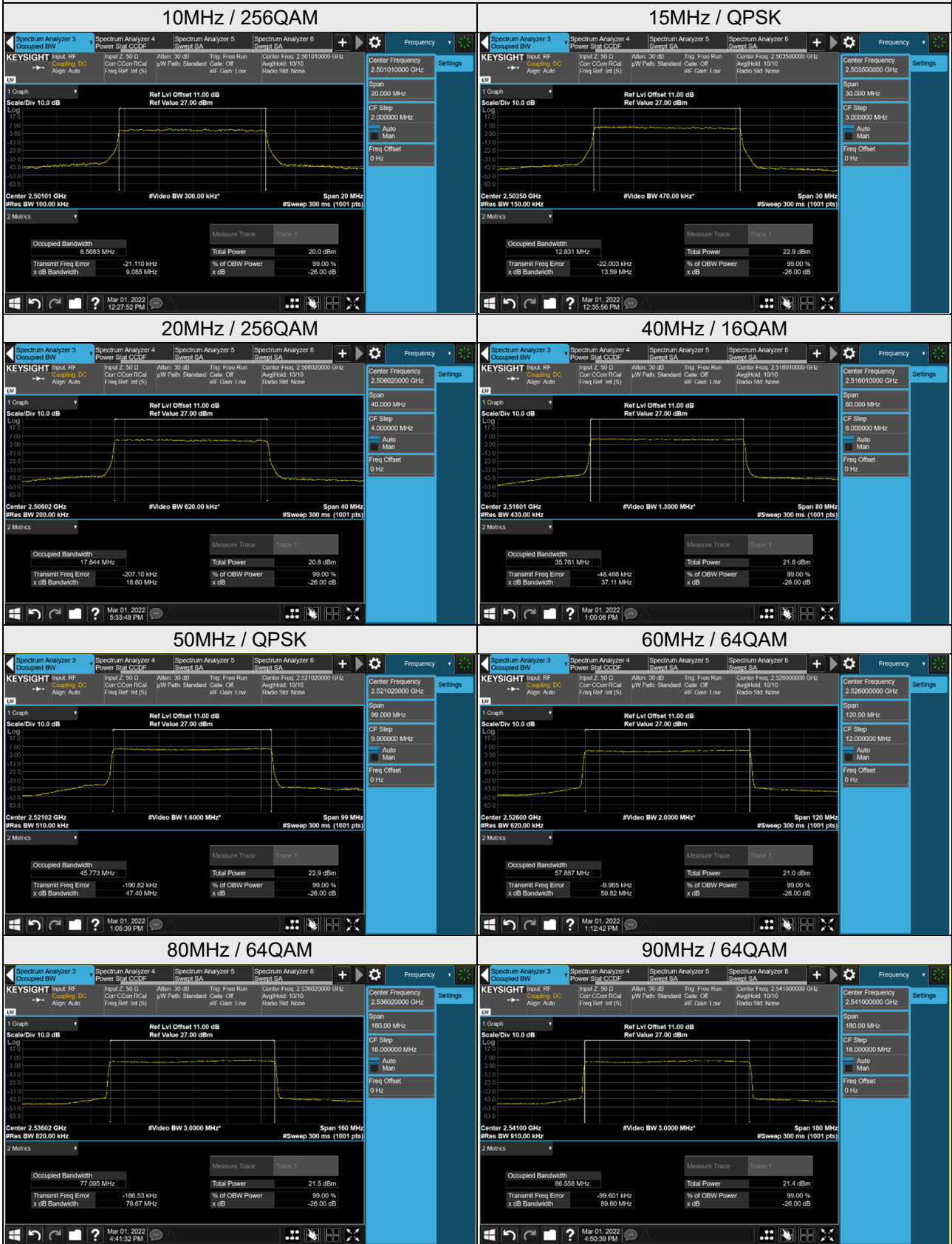


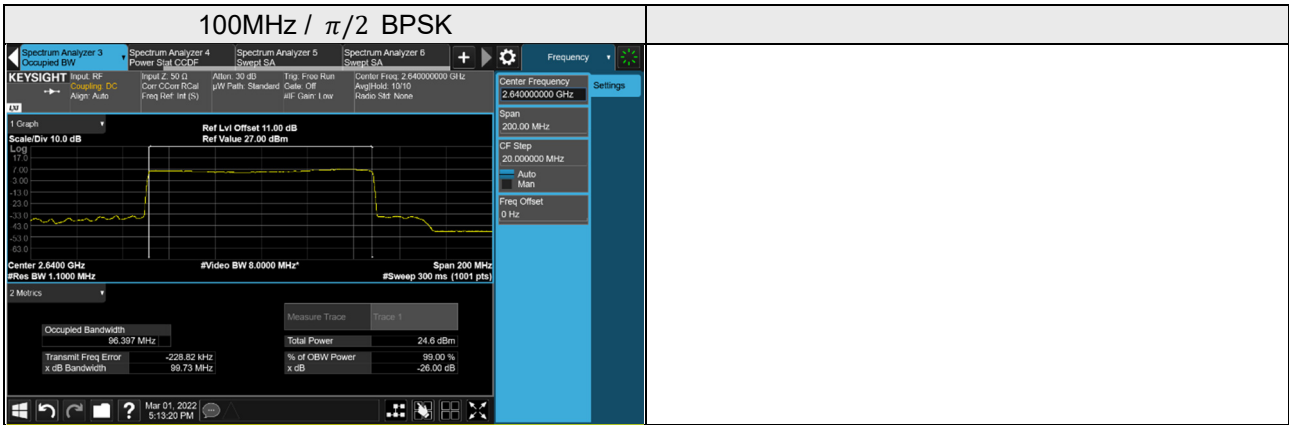
26dB Bandwidth

n41, Channel Bandwidth: 10MHz						
Channel	Frequency (MHz)	26dB Bandwidth (MHz)				
		$\pi/2$ BPSK	QPSK	16QAM	64QAM	256QAM
500202	2501.01	9.01	9.04	9.07	9.08	9.09
518598	2592.99	9.02	9.06	9.09	9.10	9.11
537000	2685.00	9.01	9.06	9.11	9.10	9.09
n41, Channel Bandwidth: 15MHz						
Channel	Frequency (MHz)	26dB Bandwidth (MHz)				
		$\pi/2$ BPSK	QPSK	16QAM	64QAM	256QAM
500700	2503.50	13.51	13.59	13.49	13.41	13.55
518598	2592.99	13.50	13.58	13.48	13.40	13.54
536496	2682.48	13.50	13.57	13.50	13.41	13.55
n41, Channel Bandwidth 20MHz						
Channel	Frequency (MHz)	26dB Bandwidth (MHz)				
		$\pi/2$ BPSK	QPSK	16QAM	64QAM	256QAM
501204	2506.02	18.51	18.54	18.55	18.56	18.60
518598	2592.99	18.51	18.54	18.56	18.55	18.59
535998	2679.99	18.51	18.54	18.55	18.56	18.58
n41, Channel Bandwidth 40MHz						
Channel	Frequency (MHz)	26dB Bandwidth (MHz)				
		$\pi/2$ BPSK	QPSK	16QAM	64QAM	256QAM
503202	2516.01	37.07	37.07	37.11	37.07	37.09
518598	2592.99	37.02	37.03	37.04	37.03	37.04
534000	2670.00	37.03	37.03	37.03	37.04	37.06
n41, Channel Bandwidth 50MHz						
Channel	Frequency (MHz)	26dB Bandwidth (MHz)				
		$\pi/2$ BPSK	QPSK	16QAM	64QAM	256QAM
504204	2521.02	47.35	47.40	47.36	47.37	47.32
518598	2592.99	47.27	47.33	47.26	47.33	47.28
532998	2664.99	47.29	47.30	47.28	47.30	47.28

n41, Channel Bandwidth 60MHz						
Channel	Frequency (MHz)	26dB Bandwidth (MHz)				
		$\pi/2$ BPSK	QPSK	16QAM	64QAM	256QAM
505200	2526.00	59.81	59.76	59.78	59.82	59.79
518598	2592.99	59.77	59.72	59.74	59.77	59.76
531996	2659.98	59.74	59.73	59.73	59.76	59.75
n41, Channel Bandwidth 80MHz						
Channel	Frequency (MHz)	26dB Bandwidth (MHz)				
		$\pi/2$ BPSK	QPSK	16QAM	64QAM	256QAM
507204	2536.02	79.66	79.66	79.65	79.67	79.64
518598	2592.99	79.61	79.58	79.59	79.61	79.63
529998	2649.99	79.57	76.64	79.63	79.63	79.62
n41, Channel Bandwidth 90MHz						
Channel	Frequency (MHz)	26dB Bandwidth (MHz)				
		$\pi/2$ BPSK	QPSK	16QAM	64QAM	256QAM
508200	2541.00	89.57	89.58	89.57	89.60	89.58
518598	2592.99	89.44	89.46	89.50	89.50	89.49
528996	2644.98	89.56	89.57	89.59	89.59	89.58
n41, Channel Bandwidth 100MHz						
Channel	Frequency (MHz)	26dB Bandwidth (MHz)				
		$\pi/2$ BPSK	QPSK	16QAM	64QAM	256QAM
509202	2546.01	99.66	99.64	99.63	99.61	99.63
518598	2592.99	99.59	99.57	99.60	99.56	99.59
528000	2640.00	99.73	99.72	99.72	99.70	99.71

Spectrum Plot of Worst Value



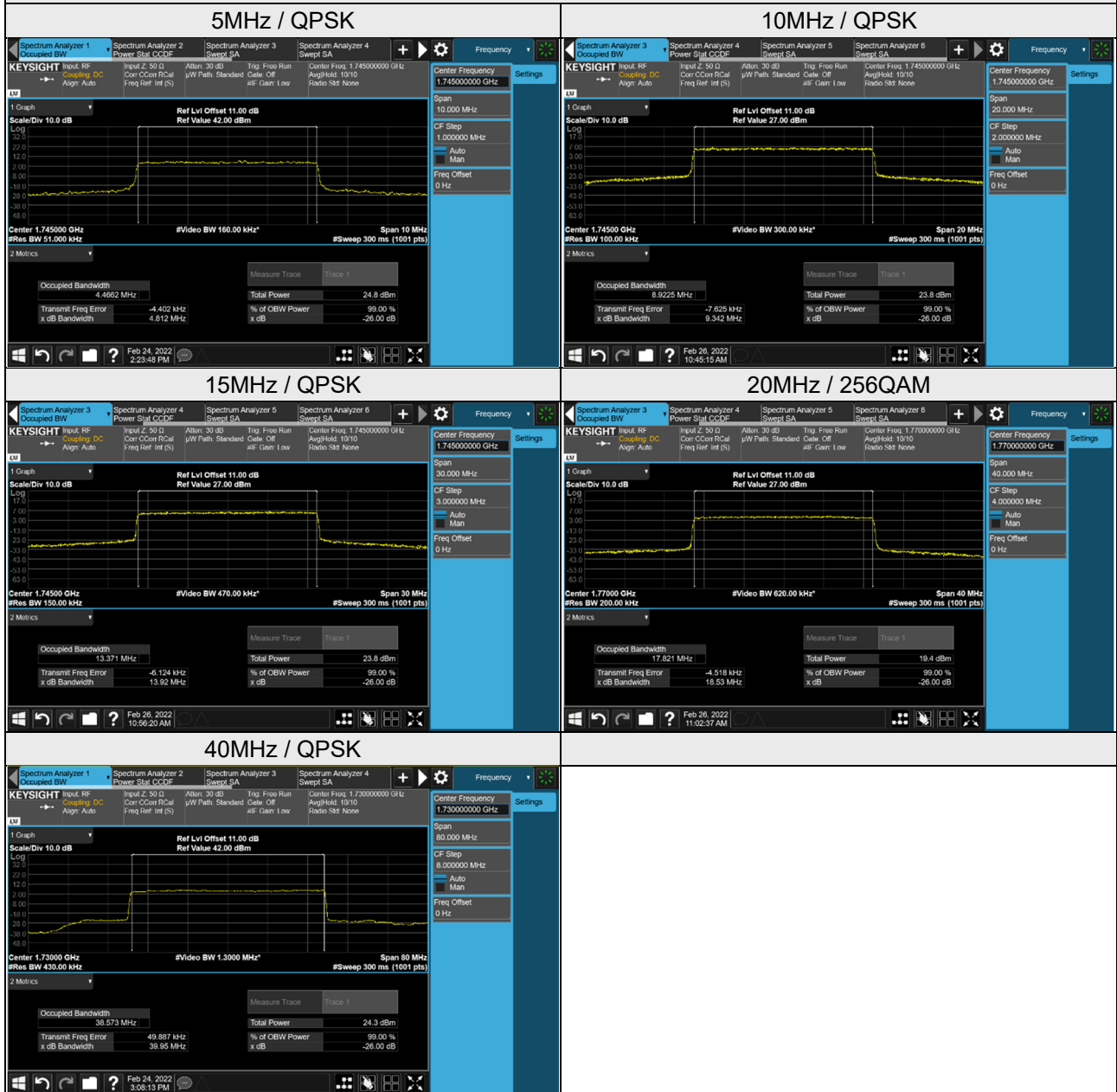


n66, Channel Bandwidth 5MHz						
Channel	Frequency (MHz)	26dB Bandwidth (MHz)				
		$\pi/2$ BPSK	QPSK	16QAM	64QAM	256QAM
342500	1712.5	4.70	4.78	4.78	4.71	4.71
349000	1745.0	4.72	4.81	4.78	4.71	4.71
355500	1777.5	4.71	4.76	4.77	4.70	4.72
n66, Channel Bandwidth 10MHz						
Channel	Frequency (MHz)	26dB Bandwidth (MHz)				
		$\pi/2$ BPSK	QPSK	16QAM	64QAM	256QAM
343000	1715.0	9.26	9.28	9.28	9.30	9.27
349000	1745.0	9.32	9.34	9.33	9.32	9.28
355000	1775.0	9.26	9.30	9.27	9.31	9.31
n66, Channel Bandwidth 15MHz						
Channel	Frequency (MHz)	26dB Bandwidth (MHz)				
		$\pi/2$ BPSK	QPSK	16QAM	64QAM	256QAM
343500	1717.5	13.88	13.86	13.88	13.87	13.91
349000	1745.0	13.88	13.92	13.88	13.88	13.91
354500	1772.5	13.90	13.90	13.88	13.87	13.89
n66, Channel Bandwidth 20MHz						
Channel	Frequency (MHz)	26dB Bandwidth (MHz)				
		$\pi/2$ BPSK	QPSK	16QAM	64QAM	256QAM
344000	1720.0	18.48	18.49	18.52	18.53	18.51
349000	1745.0	18.49	18.51	18.52	18.51	18.53
354000	1770.0	18.51	18.50	18.51	18.50	18.53
n66, Channel Bandwidth 40MHz						
Channel	Frequency (MHz)	26dB Bandwidth (MHz)				
		$\pi/2$ BPSK	QPSK	16QAM	64QAM	256QAM
346000	1730.0	39.94	39.95	39.93	39.93	39.89
349000	1745.0	39.88	39.92	39.92	39.90	39.86
352000	1760.0	39.91	39.94	39.91	39.91	39.88



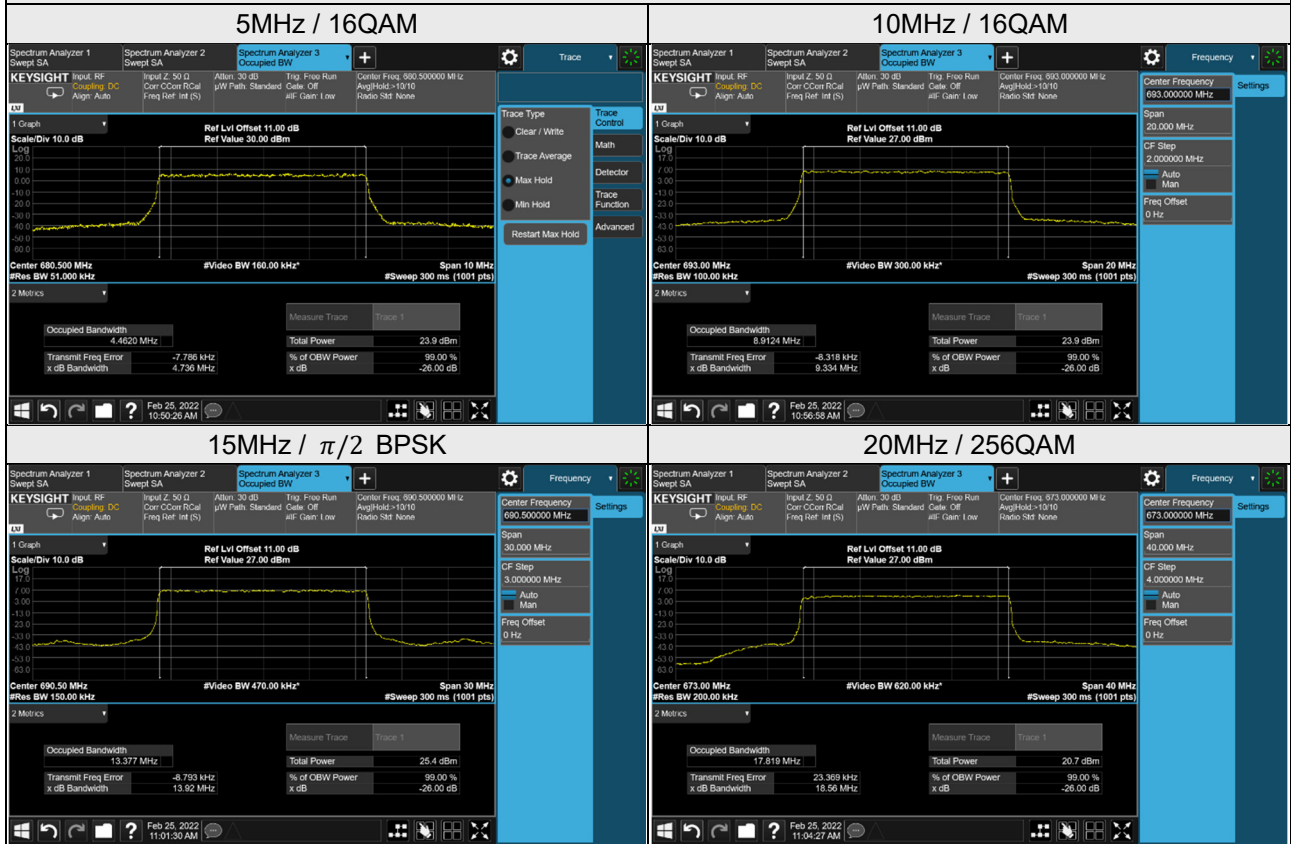
BUREAU
VERITAS

Spectrum Plot of Worst Value



n71, Channel Bandwidth 5MHz						
Channel	Frequency (MHz)	26dB Bandwidth (MHz)				
		$\pi/2$ BPSK	QPSK	16QAM	64QAM	256QAM
133100	665.5	4.71	4.72	4.72	4.68	4.70
136100	680.5	4.72	4.73	4.74	4.70	4.71
139100	695.5	4.71	4.73	4.73	4.70	4.71
n71, Channel Bandwidth 10MHz						
Channel	Frequency (MHz)	26dB Bandwidth (MHz)				
		$\pi/2$ BPSK	QPSK	16QAM	64QAM	256QAM
133600	668.0	9.27	9.29	9.29	9.32	9.30
136100	680.5	9.28	9.30	9.32	9.33	9.33
138600	693.0	9.28	9.31	9.33	9.33	9.33
n71 Channel Bandwidth 15MHz						
Channel	Frequency (MHz)	26dB Bandwidth (MHz)				
		$\pi/2$ BPSK	QPSK	16QAM	64QAM	256QAM
134100	670.5	13.91	13.89	13.88	13.89	13.89
136100	680.5	13.91	13.90	13.89	13.89	13.91
138100	690.5	13.92	13.91	13.89	13.89	13.90
n71, Channel Bandwidth 20MHz						
Channel	Frequency (MHz)	26dB Bandwidth (MHz)				
		$\pi/2$ BPSK	QPSK	16QAM	64QAM	256QAM
134600	673.0	18.53	18.51	18.52	18.52	18.56
136100	680.5	18.54	18.51	18.53	18.54	18.55
137600	688.0	18.54	18.50	18.54	18.53	18.55

Spectrum Plot of Worst Value



4.5 Band Edge / Out-of-Band Emissions Measurement

4.5.1 Limits of Band Edge / Out-of-Band Emissions Measurement

For n41:

According to FCC 27.53(m)(4) specified that power of any emission outside of the channel edge must be attenuated below the transmitting power (P) by a factor shall be not less than $40 + 10 \log (P)$ dB on all frequencies between the channel edge and 5 megahertz from the channel edge, $43 + 10 \log (P)$ dB on all frequencies between 5 megahertz and X megahertz from the channel edge, and $55 + 10 \log (P)$ dB on all frequencies more than X megahertz from the channel edge, where X is the greater of 6 megahertz or the actual emission bandwidth. In addition, the attenuation factor shall not be less that $43 + 10 \log (P)$ dB on all frequencies between 2490.5MHz and 2496 MHz and $55 + 10 \log (P)$ dB at or below 2490.5MHz. In the 1 MHz bands immediately outside and adjacent to the frequency block a resolution bandwidth of at least two percent may be employed, except when the 1 megahertz band is 2495-2496 MHz, in which case a resolution bandwidth of at least one percent may be employed.

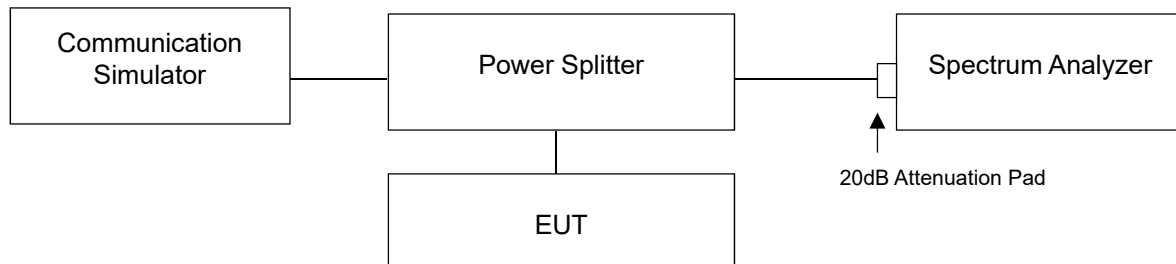
For n66:

According to FCC 27.53(h) for operations in the 1695-1710MHz, 1710-1755MHz, 1755-1780 MHz, 1915-1920MHz, 1995-2000 MHz, 2000-2020MHz, 2110-2155MHz, 2155-2180 MHz, and 2180-2200 bands, the power of any emission outside a licensee's frequency block shall be attenuated below the transmitter power (P) in watts by at least $43 + 10 \log (P)$ dB.

For n71:

According to FCC 27.53(g) for operations in the 600 MHz band and the 698-746 MHz band, the power of any emission outside a licensee's frequency band(s) of operation shall be attenuated below the transmitter power (P) within the licensed band(s) of operation, measured in watts, by at least $43 + 10 \log (P)$ dB. Compliance with this provision is based on the use of measurement instrumentation employing a resolution bandwidth of 100 kilohertz or greater.

4.5.2 Test Setup



4.5.3 Test Procedures

- The testing follows ANSI C63.26 section 5.7
- The EUT was connected to spectrum analyzer and system simulator via a power divider.
- The band edges of low and high channels for the highest RF powers were measured.
- Set RBW \geq 1% EBW in the 1MHz band immediately outside and adjacent to the band edge.
- Beyond the 1 MHz band from the band edge, RBW=100kHz or 1MHz was used.
- Set spectrum analyzer with RMS detector.
- Checked that all the results comply with the emission limit line.