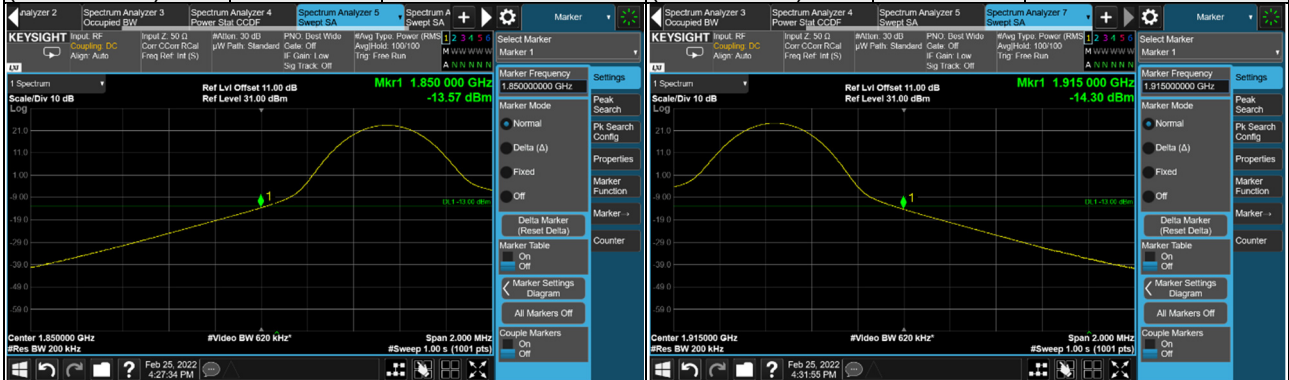
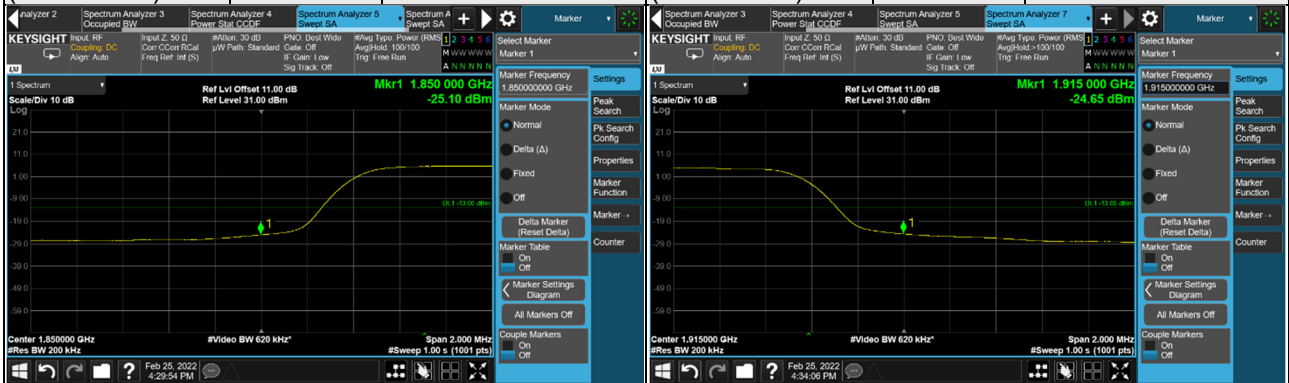


n25, Channel Bandwidth 20MHz

Channel 372000 (1860.0MHz)	QPSK	1 RB / 0 RB Offset	Channel 381000 (1905.0MHz)	QPSK	1 RB / 105 RB Offset
-------------------------------	------	--------------------	-------------------------------	------	----------------------



Channel 372000 (1860.0MHz)	QPSK	106 RB / 0 RB Offset	Channel 381000 (1905.0MHz)	QPSK	106 RB / 0 RB Offset
-------------------------------	------	----------------------	-------------------------------	------	----------------------

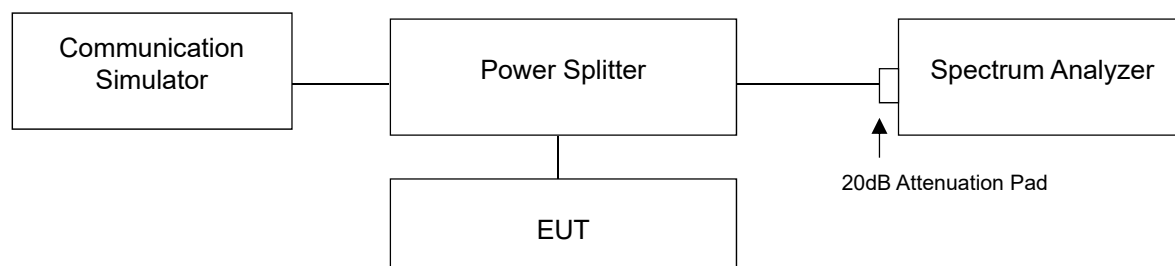


4.6 Peak to Average Ratio

4.6.1 Limits of Peak to Average Ratio Measurement

In measuring transmissions in this band using an average power technique, the peak to-average ratio (PAR) of the transmission may not exceed 13 dB

4.6.2 Test Setup



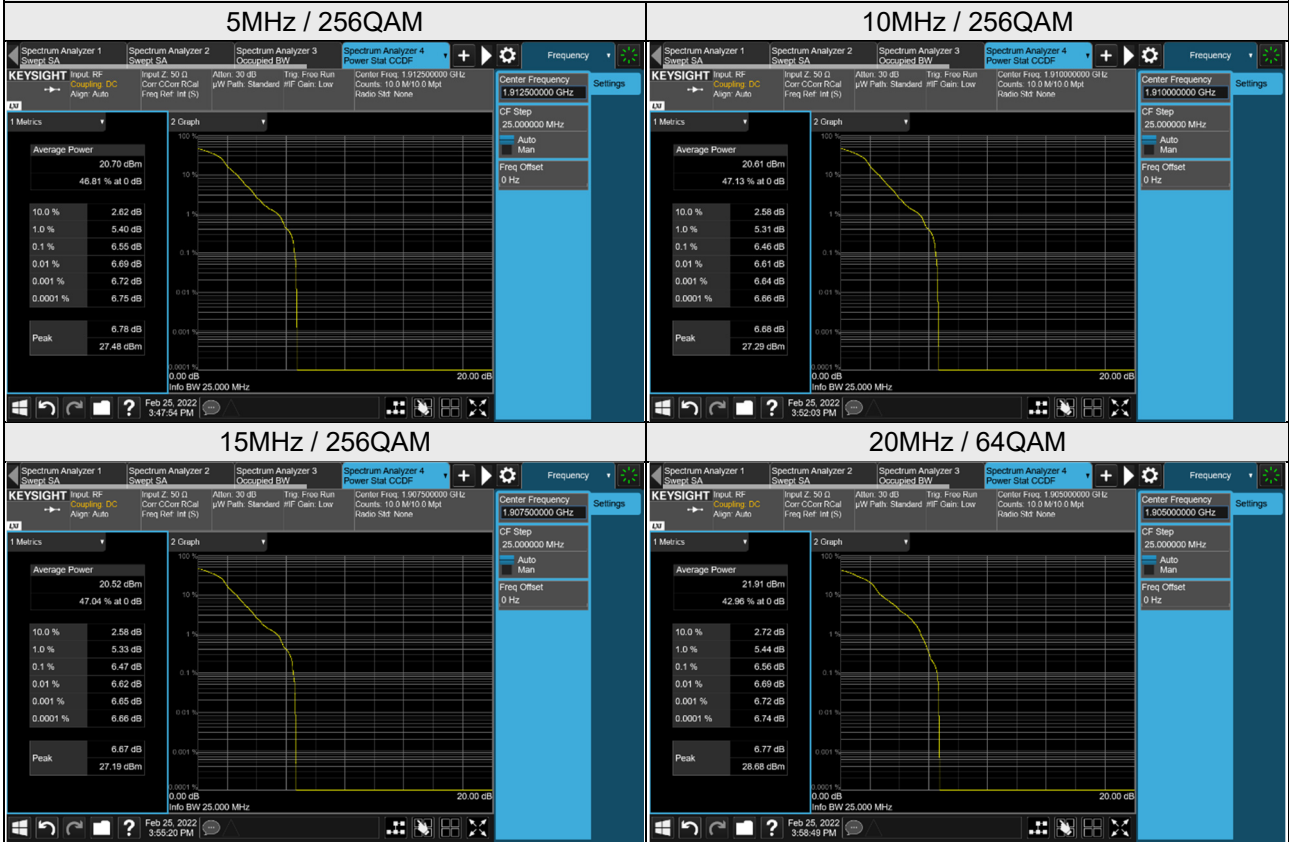
4.6.3 Test Procedures

- Set resolution/measurement bandwidth \geq signal's occupied bandwidth;
- Set the number of counts to a value that stabilizes the measured CCDF curve;
- Record the maximum PAPR level associated with a probability of 0.1%.

4.6.4 Test Results

n25, Channel Bandwidth: 5MHz						
Channel	Frequency (MHz)	Peak To Average Ratio (dB)				
		$\pi/2$ BPSK	QPSK	16QAM	64QAM	256QAM
370500	1852.5	3.46	3.83	4.88	5.81	6.20
376500	1882.5	3.41	3.77	4.87	5.78	6.20
382500	1912.5	3.98	4.37	5.38	6.42	6.55
n25, Channel Bandwidth: 10MHz						
Channel	Frequency (MHz)	Peak To Average Ratio (dB)				
		$\pi/2$ BPSK	QPSK	16QAM	64QAM	256QAM
371000	1855.0	3.47	3.83	4.90	5.81	6.22
376500	1882.5	3.36	3.70	4.83	5.72	6.20
382000	1910.0	4.06	4.57	5.35	6.37	6.46
n25, Channel Bandwidth: 15MHz						
Channel	Frequency (MHz)	Peak To Average Ratio (dB)				
		$\pi/2$ BPSK	QPSK	16QAM	64QAM	256QAM
371500	1857.5	3.49	3.85	4.93	5.82	6.20
376500	1882.5	3.49	3.84	4.98	5.87	6.28
381500	1907.5	3.89	4.38	5.31	6.27	6.47
n25, Channel Bandwidth: 20MHz						
Channel	Frequency (MHz)	Peak To Average Ratio (dB)				
		$\pi/2$ BPSK	QPSK	16QAM	64QAM	256QAM
372000	1860.0	3.43	3.80	4.88	5.79	6.17
376500	1882.5	3.70	4.10	5.12	6.04	6.35
381000	1905.0	4.21	4.83	5.52	6.56	6.50

Spectrum Plot of Worst Value

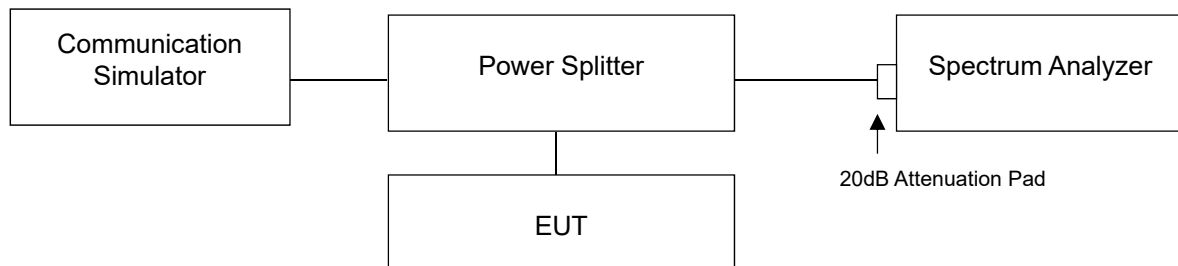


4.7 Conducted Spurious Emissions

4.7.1 Limits of Conducted Spurious Emissions Measurement

The power of any emission outside of the authorized operating frequency ranges must be attenuated below the transmitting power (P) by a factor of at least $43 + 10 \log(P)$ dB. The emission limit equal to -13dBm .

4.7.2 Test Setup



4.7.3 Test Procedure

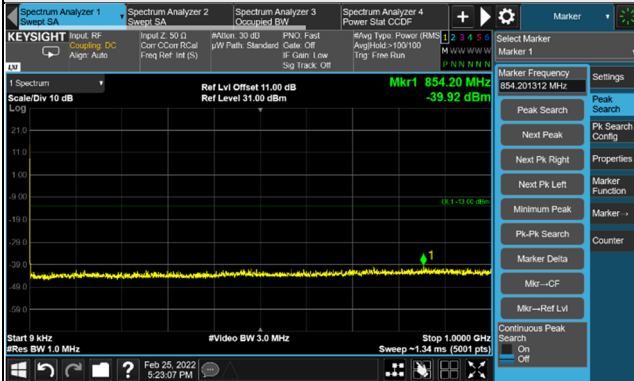
- The EUT makes a phone call to the communication simulator. All measurements were done at low, middle and high operational frequency range.
- Measuring frequency range is from 9kHz to 20GHz. 20dB attenuation pad is connected with spectrum. RBW=1MHz and VBW=3MHz are used for conducted emission measurement.

4.7.4 Test Results

n25, Channel Bandwidth 5MHz

Channel 370500 (1852.5MHz)

Frequency Range : 9kHz ~ 1GHz

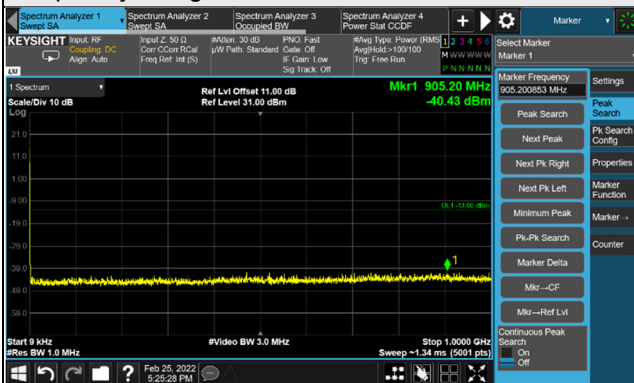


Frequency Range : 1GHz ~ 20GHz

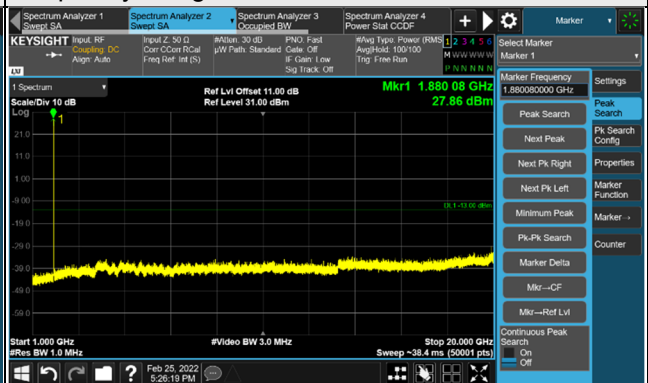


Channel 376500 (1882.5MHz)

Frequency Range : 9kHz ~ 1GHz

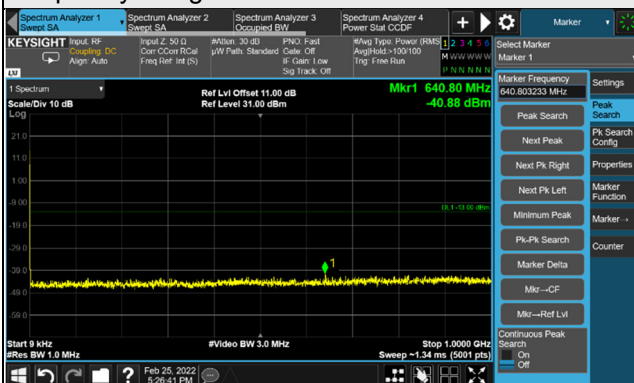


Frequency Range : 1GHz ~ 20GHz

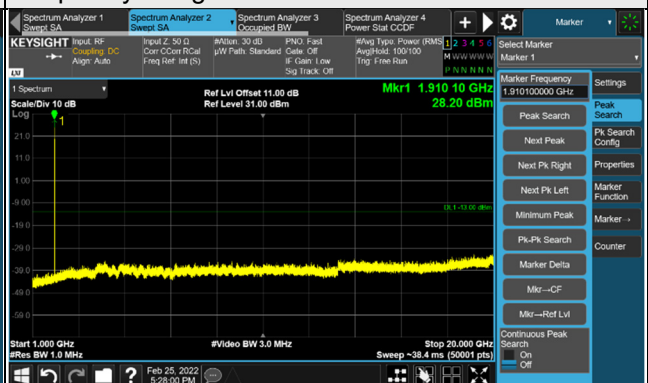


Channel 382500 (1912.5MHz)

Frequency Range : 9kHz ~ 1GHz



Frequency Range : 1GHz ~ 20GHz

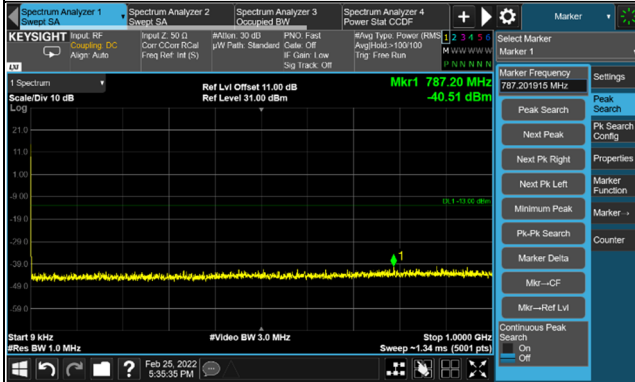


*The 9KHz signal over the limit is from Spectrum.

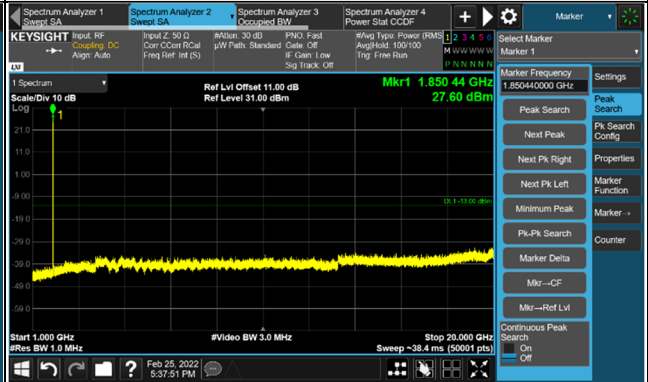
n25, Channel Bandwidth 10MHz

Channel 371000 (1855.0MHz)

Frequency Range : 9kHz ~ 1GHz

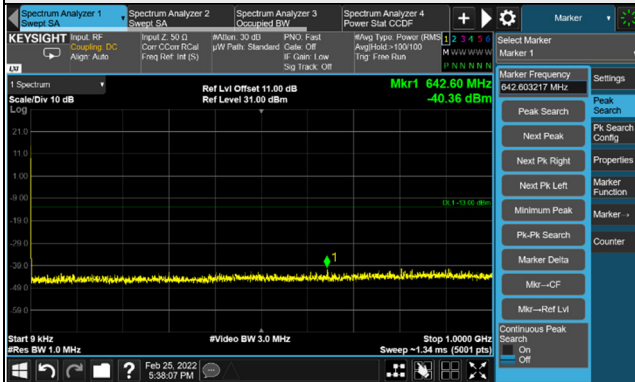


Frequency Range : 1GHz ~ 20GHz

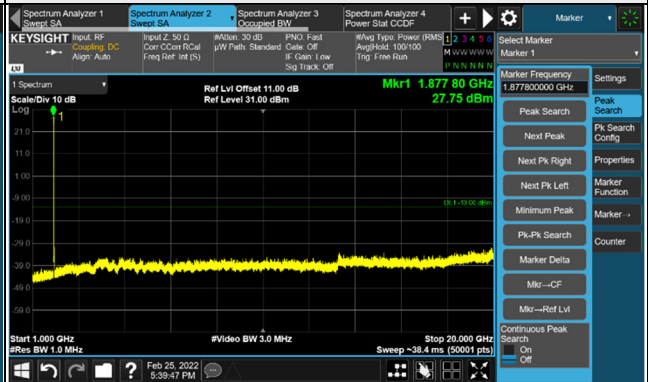


Channel 376500 (1882.5MHz)

Frequency Range : 9kHz ~ 1GHz

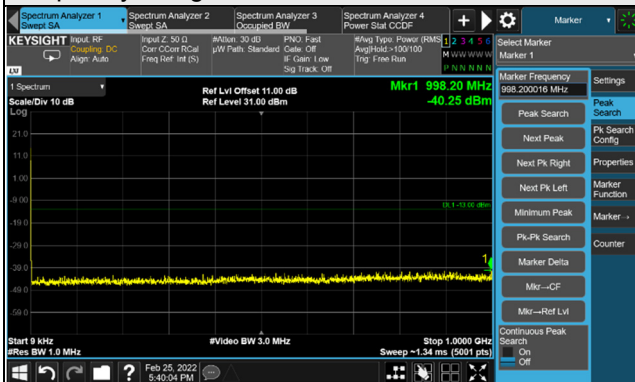


Frequency Range : 1GHz ~ 20GHz

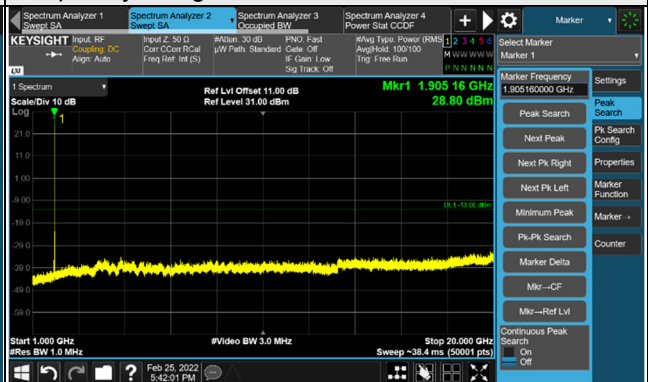


Channel 382000 (1910.0MHz)

Frequency Range : 9kHz ~ 1GHz



Frequency Range : 1GHz ~ 20GHz

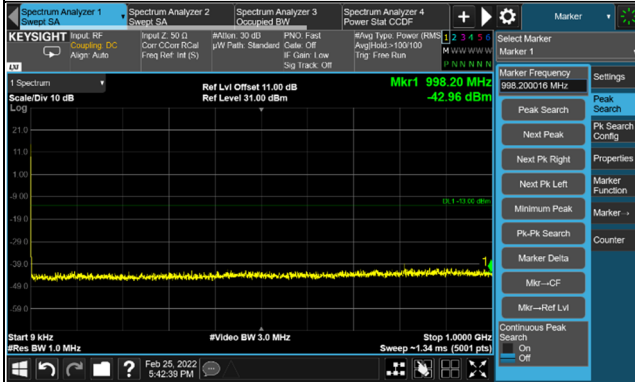


*The 9kHz signal over the limit is from Spectrum.

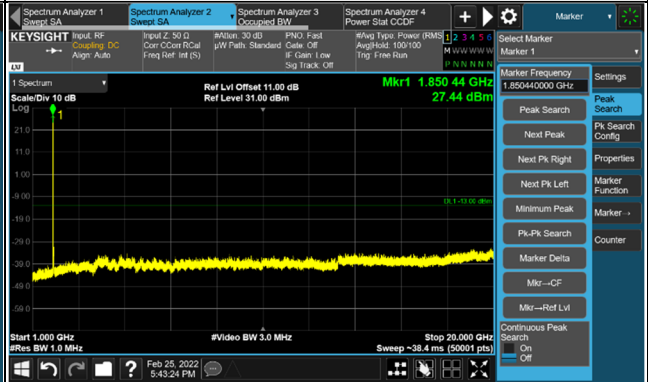
n25, Channel Bandwidth 15MHz

Channel 371500 (1857.5MHz)

Frequency Range : 9kHz ~ 1GHz

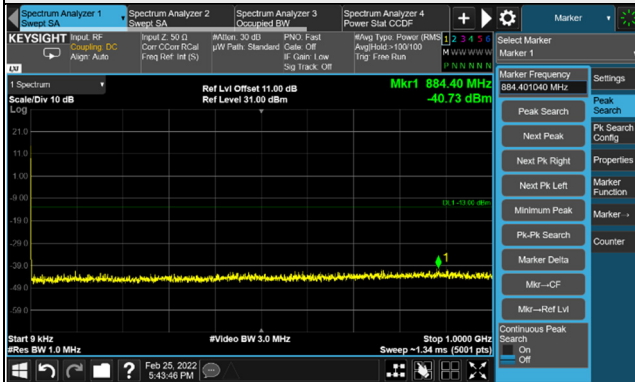


Frequency Range : 1GHz ~ 20GHz

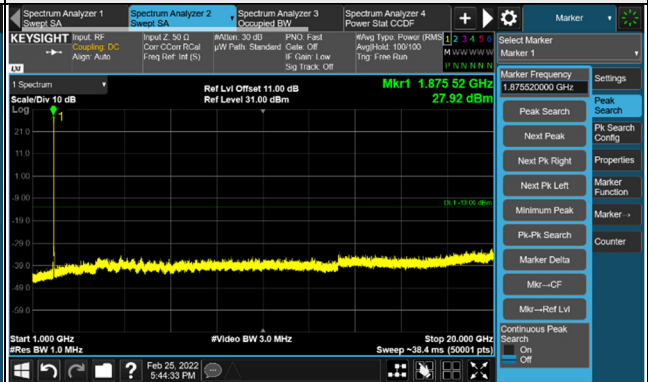


Channel 376500 (1882.5MHz)

Frequency Range : 9kHz ~ 1GHz

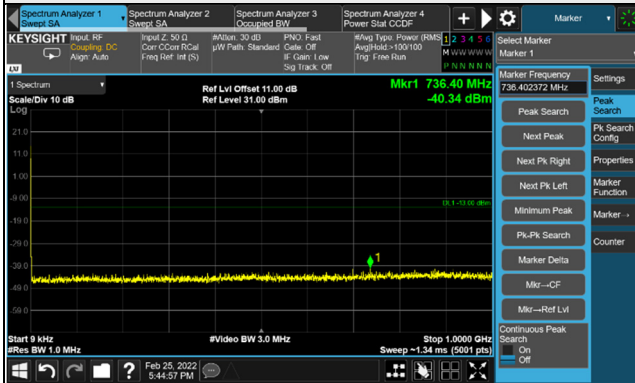


Frequency Range : 1GHz ~ 20GHz

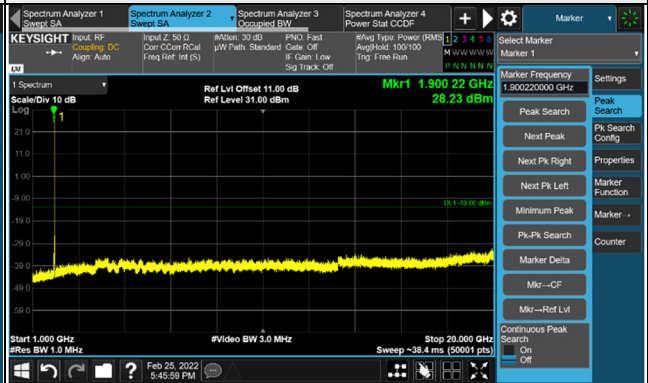


Channel 381500 (1907.5MHz)

Frequency Range : 9kHz ~ 1GHz



Frequency Range : 1GHz ~ 20GHz



*The 9kHz signal over the limit is from Spectrum.