

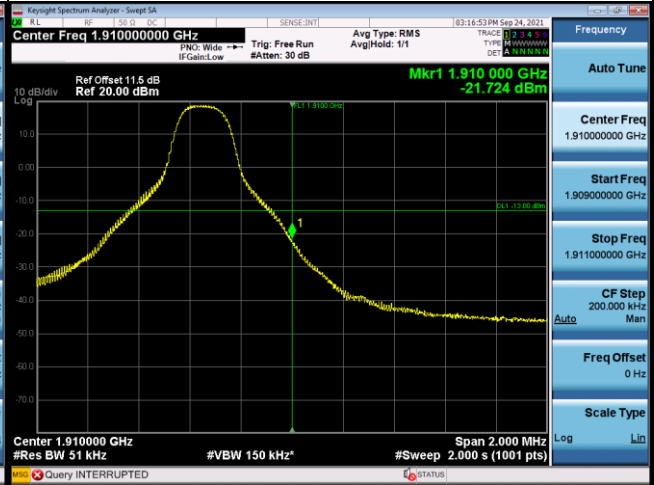
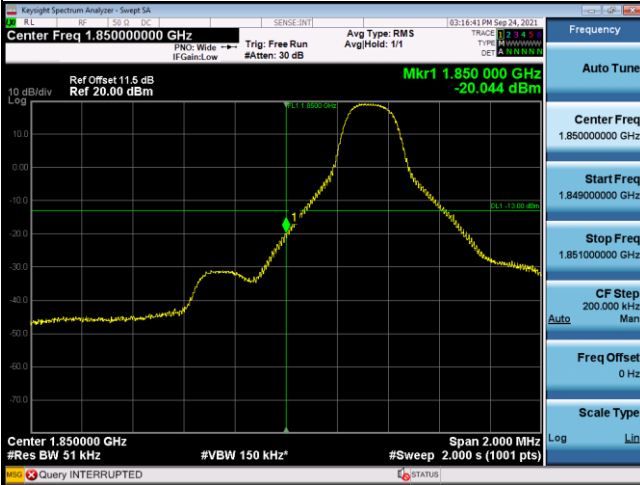
LTE Band 2_5M Spectrum Plot

1RB#0

1RB#24

Channel 18625

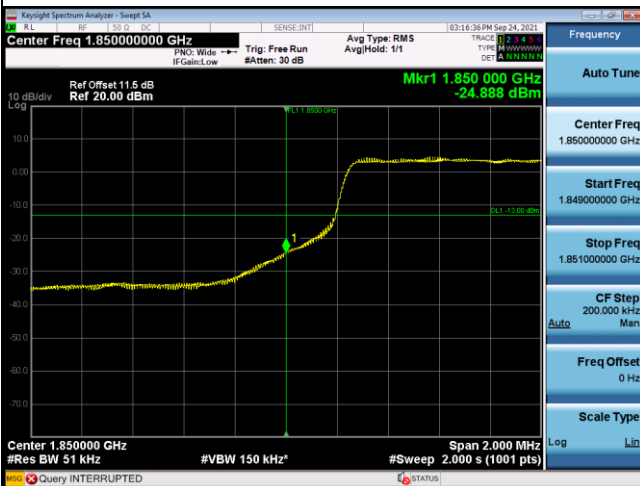
Channel 19175



25RB#0

Channel 18625

Channel 19175



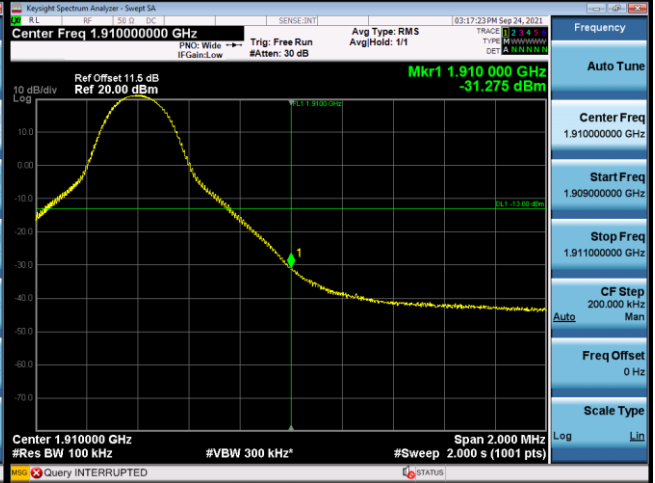
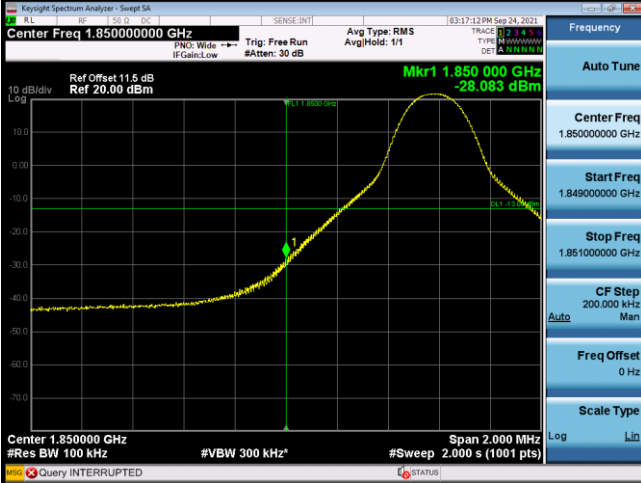
LTE Band 2_10M Spectrum Plot

1RB#0

1RB#49

Channel 18650

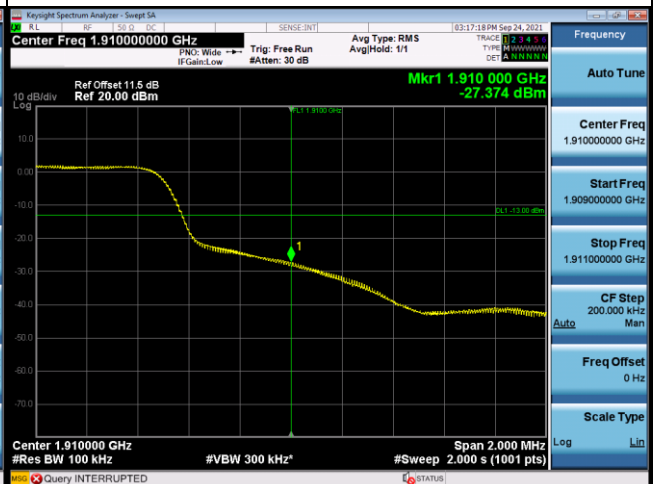
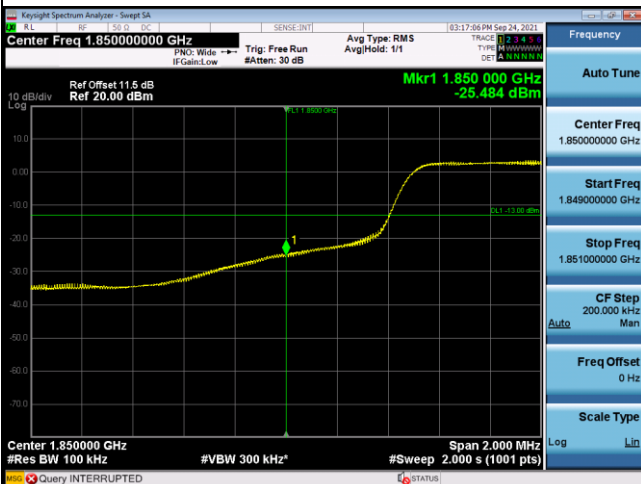
Channel 19150



50RB#0

Channel 18650

Channel 19150



LTE Band 2_15M Spectrum Plot

1RB#0

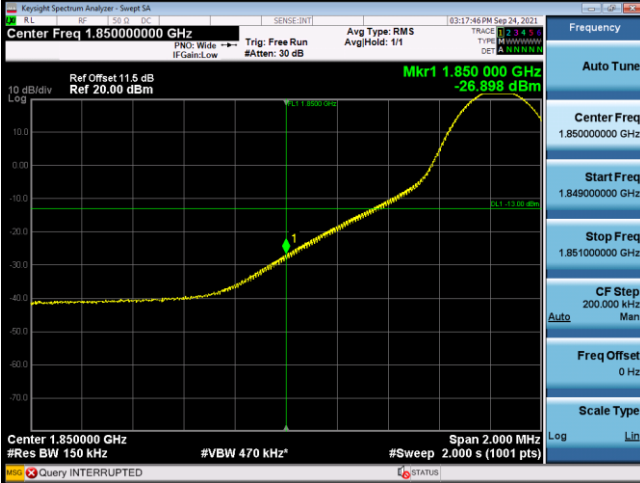
1RB#74

Channel

18675

Channel

19125



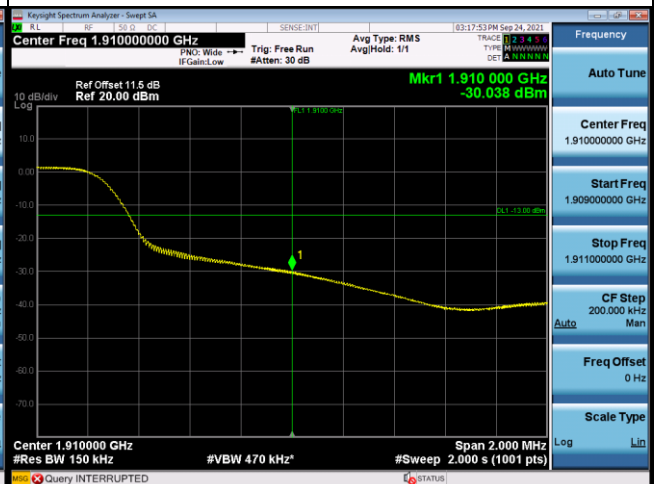
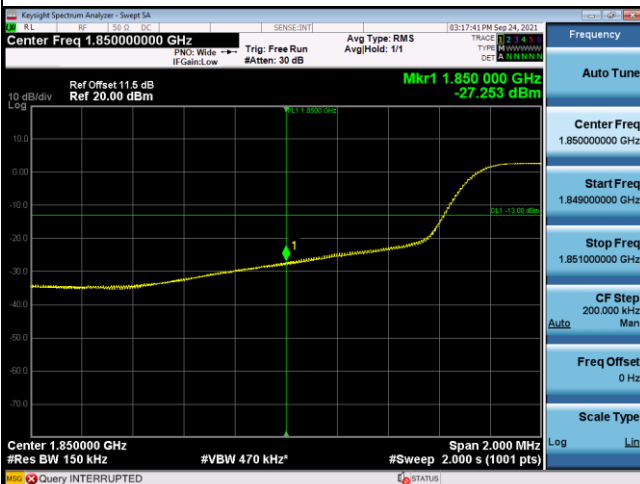
75RB#0

Channel

18675

Channel

19125



LTE Band 2_20M Spectrum Plot

1RB#0

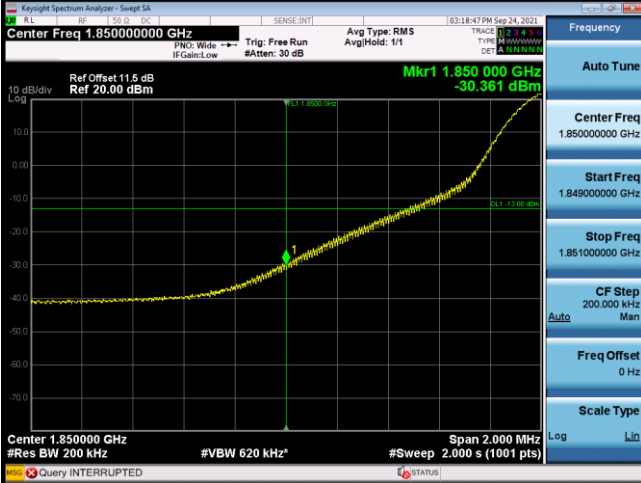
1RB#99

Channel

18700

Channel

19100



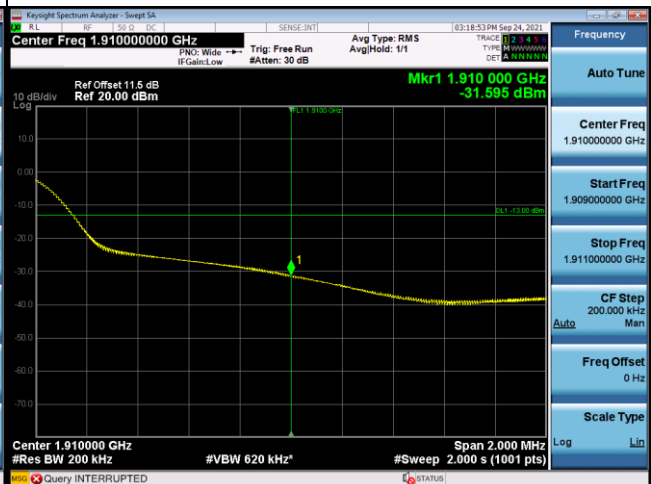
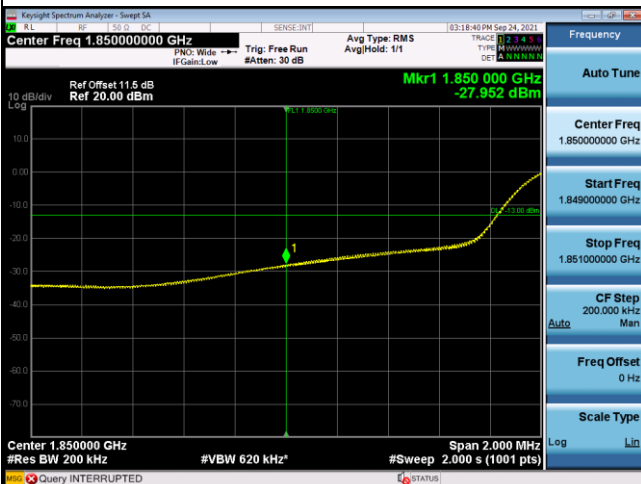
100RB#0

Channel

18700

Channel

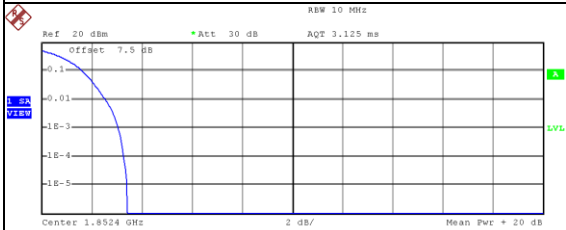
19100



APPENDIX G PEAK TO AVERAGE RATIO

WCDMA Band II_WCDMA Spectrum Plot

9262



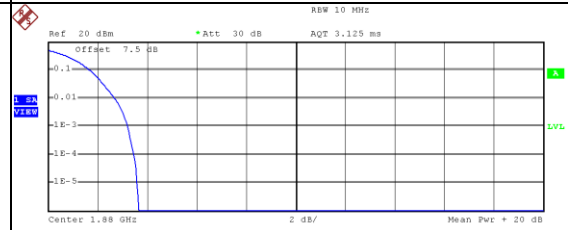
Complementary Cumulative Distribution Function (100000 samples)

Trace 1
 Mean 18.41 dBm
 Peak 21.83 dBm
 Crest 3.43 dB

10 %	1.64 dB
1 %	2.56 dB
.1 %	3.08 dB
.01 %	3.28 dB

Date: 27.SEP.2021 16:53:32

9400



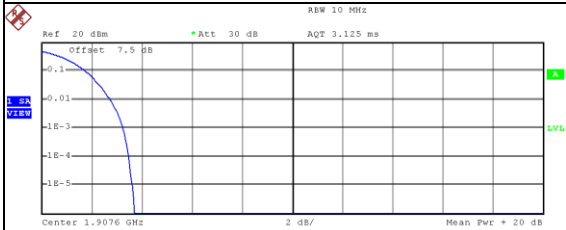
Complementary Cumulative Distribution Function (100000 samples)

Trace 1
 Mean 18.31 dBm
 Peak 21.97 dBm
 Crest 3.66 dB

10 %	1.72 dB
1 %	2.72 dB
.1 %	3.24 dB
.01 %	3.48 dB

Date: 27.SEP.2021 16:50:55

9538



Complementary Cumulative Distribution Function (100000 samples)

Trace 1
 Mean 18.41 dBm
 Peak 22.11 dBm
 Crest 3.70 dB

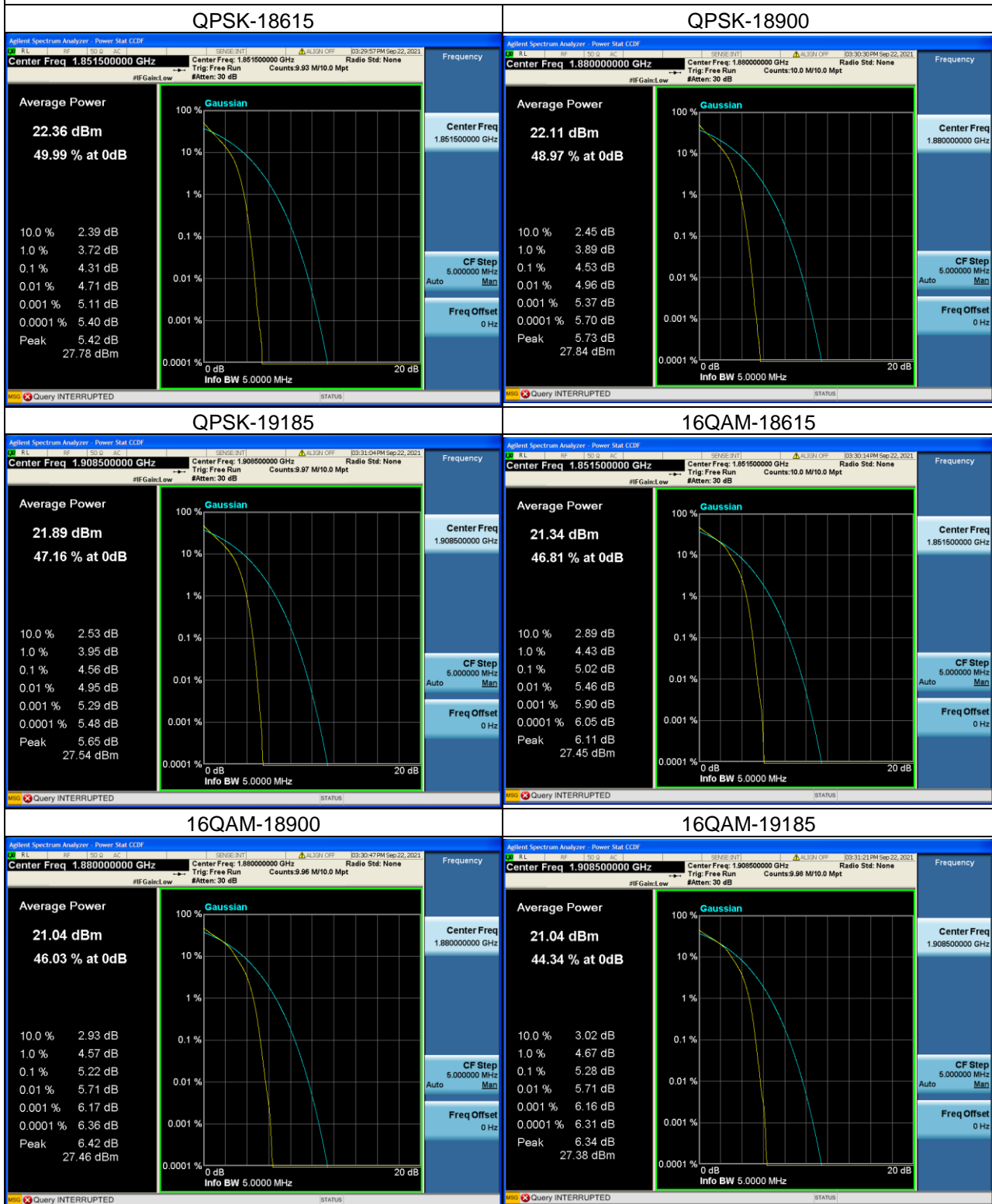
10 %	1.76 dB
1 %	2.76 dB
.1 %	3.28 dB
.01 %	3.48 dB

Date: 27.SEP.2021 16:52:19

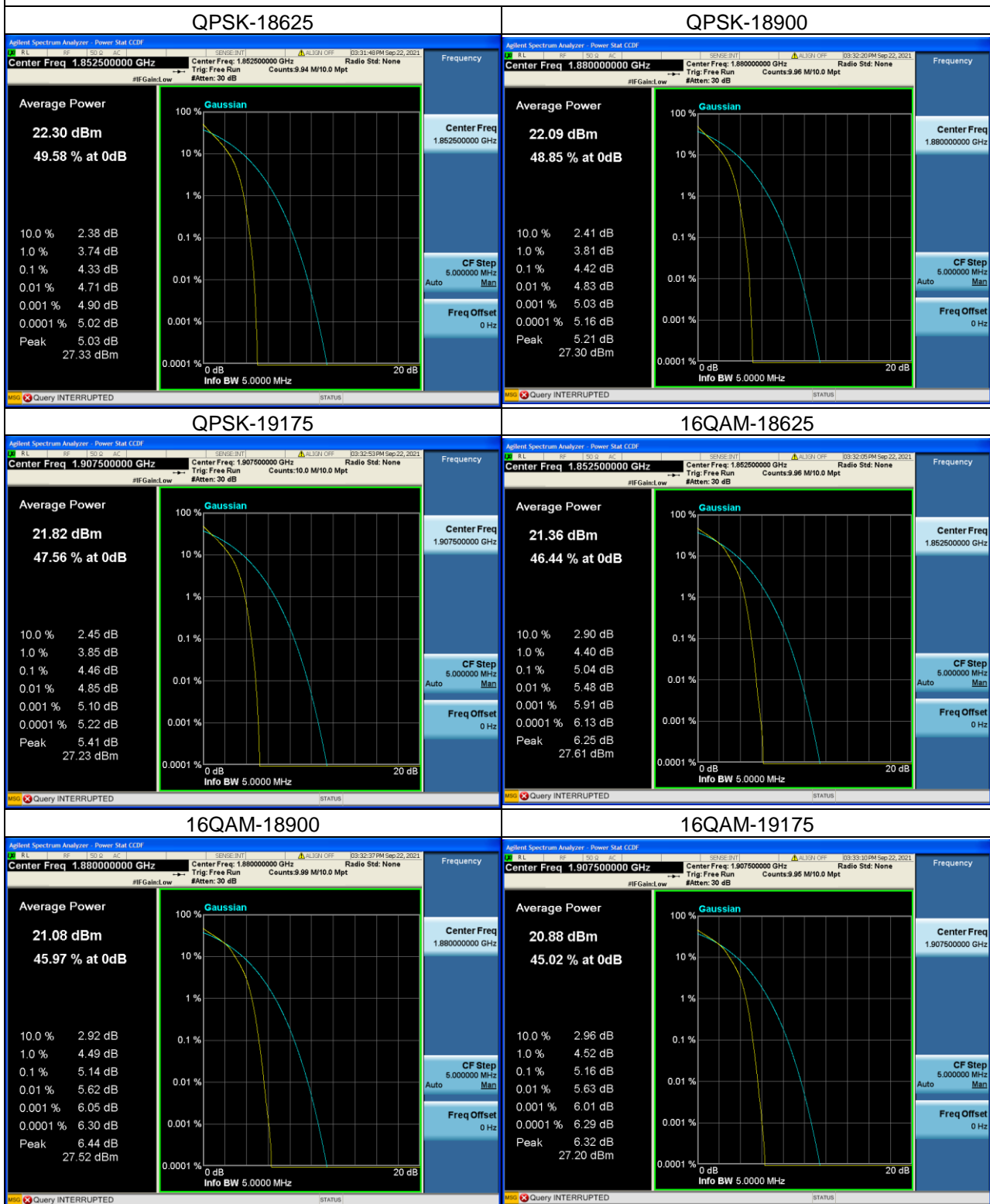
LTE Band 2_1.4M Spectrum Plot



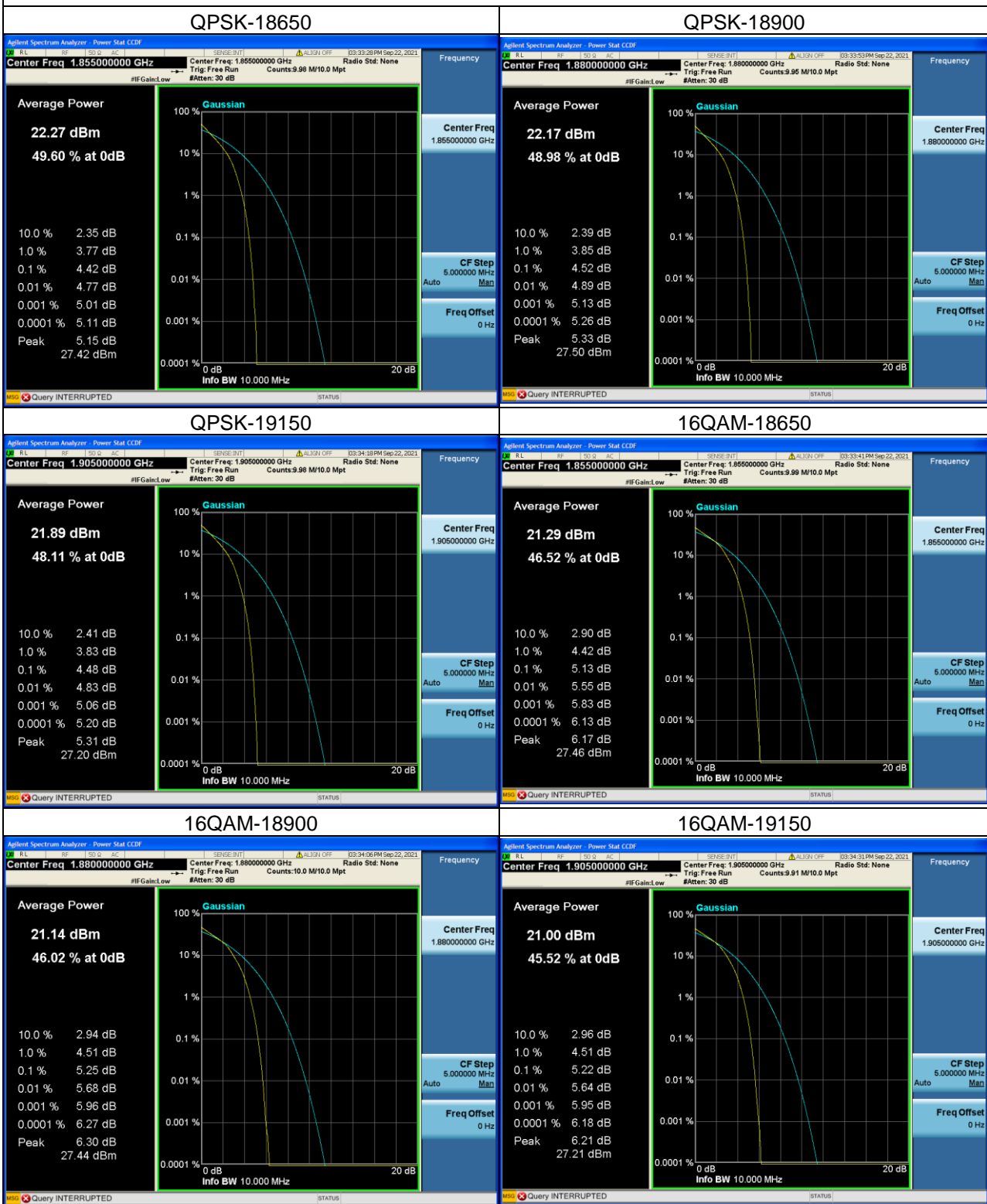
LTE Band 2_3M Spectrum Plot



LTE Band 2_5M Spectrum Plot



LTE Band 2_10M Spectrum Plot



LTE Band 2_15M Spectrum Plot



LTE Band 2_20M Spectrum Plot



APPENDIX H FREQUENCY STABILITY

Test Mode	WCDMA Band II & LTE Band 2
-----------	----------------------------

Voltage	Frequency Error(ppm)							Limit(ppm)
	WCDMA	LTE Band2						
		1.4MHz	3MHz	5MHz	10MHz	15MHz	10MHz	
High Voltage	0.0028	0.0028	0.0003	-0.0022	0.0004	-0.0029	-0.0039	2.5
Normal Voltage	0.0023	0.0012	-0.0034	0.0026	0.002	-0.0039	-0.0017	2.5
Low Voltage	0.0018	0.0044	0.0028	-0.0039	0.0021	0.0012	-0.0014	2.5

Temp	Frequency Error(ppm)							Limit(ppm)
	WCDMA	LTE Band2						
		1.4MHz	3MHz	5MHz	10MHz	15MHz	20MHz	
0	-0.0008	-0.0015	0.0005	-0.0042	-0.0039	-0.0018	-0.0022	2.5
10	-0.0033	-0.0028	-0.0023	0.0042	0.0004	-0.0004	0.0039	2.5
20	-0.0014	-0.0001	-0.0001	-0.0039	0.0025	0.0004	-0.0024	2.5
30	-0.0003	0.0037	-0.0009	-0.0002	-0.0006	0.0022	-0.0016	2.5
40	0.0037	0.0037	-0.0023	-0.0011	0.0048	0.0028	0.0002	2.5

End of Test Report