





## Appendix D. Photographs of EUT and Setup

<Photographs of EUT>

Tablet PC Mode



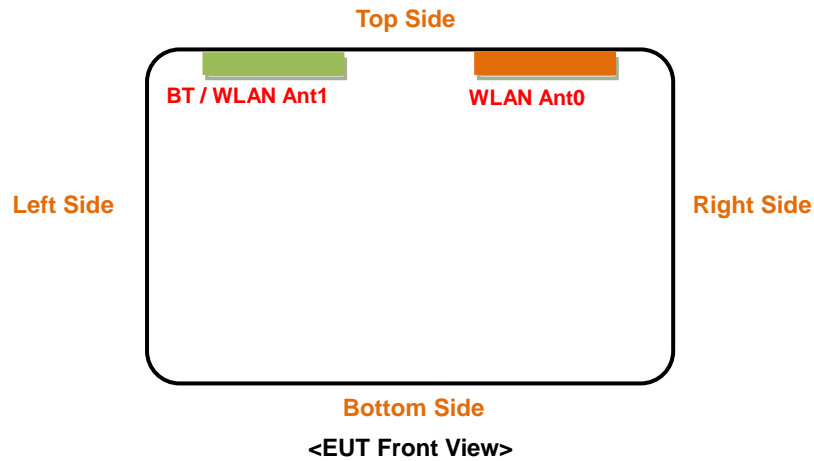
Laptop PC Mode



# FCC SAR Test Report

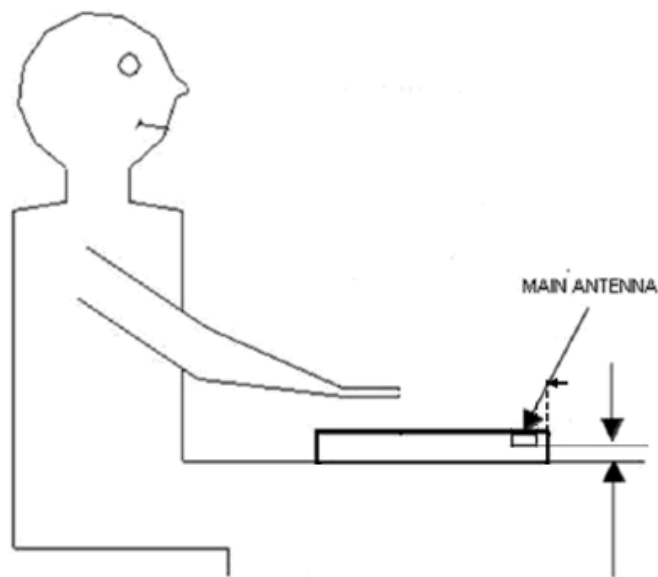
## <Antenna Location>

Tablet PC Mode



The separation distance for antenna to edge:

| Antenna      | To Top Side (mm) | To Bottom Side (mm) | To Left Side (mm) | To Right Side (mm) |
|--------------|------------------|---------------------|-------------------|--------------------|
| WLAN Ant0    | 1                | 212                 | 270.4             | 17.4               |
| BT/WLAN Ant1 | 1                | 212                 | 17.4              | 270.4              |

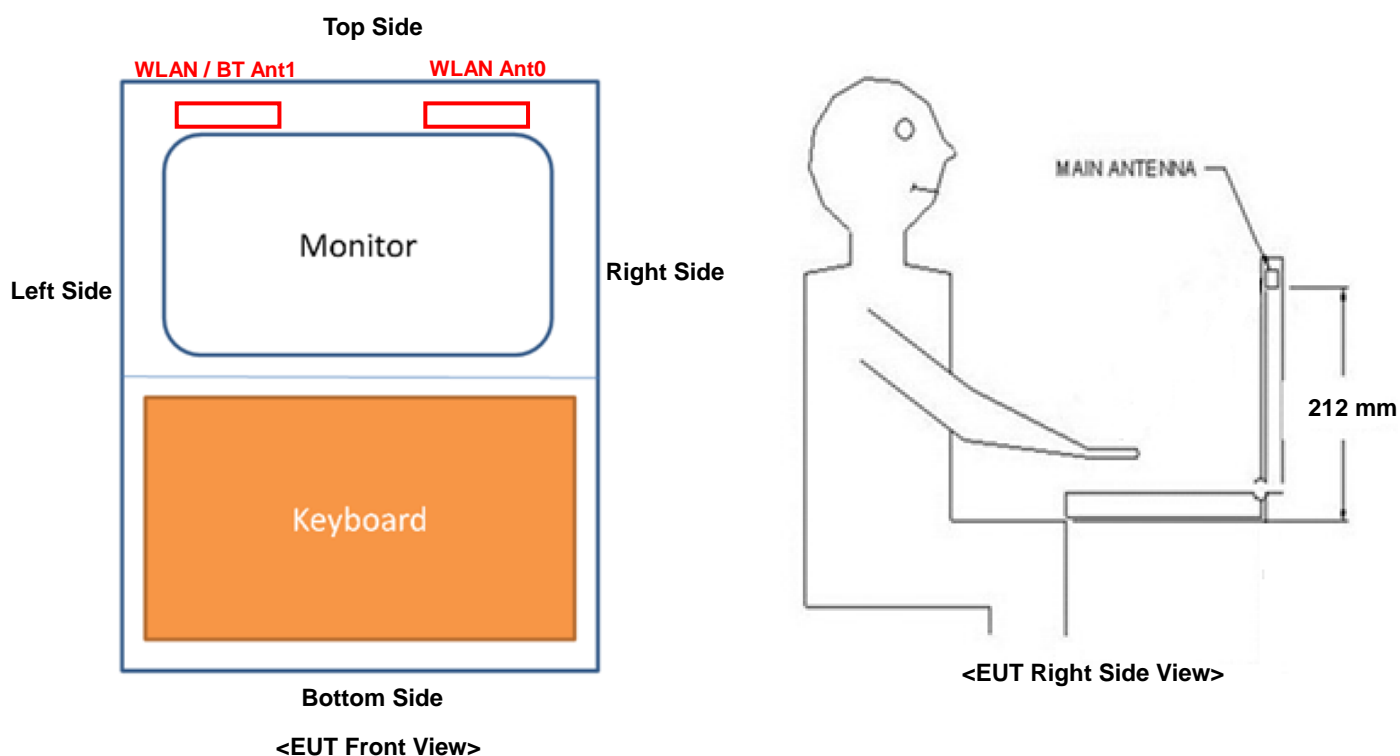


<EUT Edge side View>

| Antenna      | To Rear Face (mm) |
|--------------|-------------------|
| WLAN Ant0    | 11                |
| BT/WLAN Ant1 | 11                |

# FCC SAR Test Report

## Laptop PC Mode




The separation distance for antenna to edge:

| Antenna        | To Top Side (mm) | To Bottom Side (mm) | To Left Side (mm) | To Right Side (mm) |
|----------------|------------------|---------------------|-------------------|--------------------|
| WLAN Ant0.     | 1                | 212                 | 270.4             | 17.4               |
| WLAN / BT Ant1 | 1                | 212                 | 17.4              | 270.4              |


<Photographs of SAR Setup>




Body – Rear Face of EUT at 0 mm



Body - Top Side of EUT at 0 mm



Body – Left Side of EUT at 0 mm



Body - Right Side of EUT at 0 mm