



Appendix D. Photographs of EUT and Setup

FCC SAR Test Report

<Photographs of EUT>



Tablet_Front Face



Tablet_Rear Face




Tablet + Docking_Front Face



Tablet + Docking_Rear Face



NB_Front Face

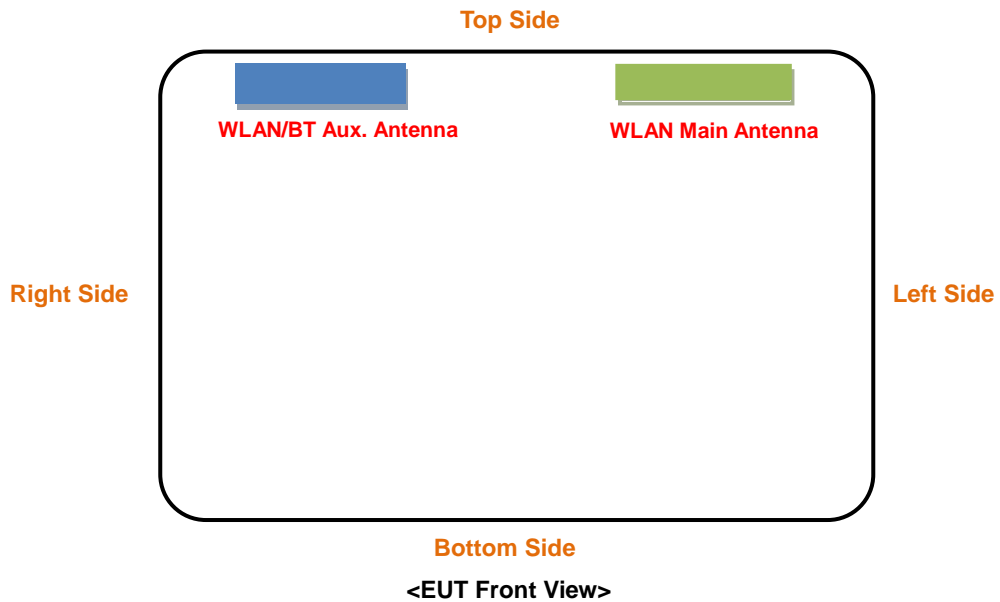


NB_Rear Face

FCC SAR Test Report

<Antenna Location>

<Tablet Mode>

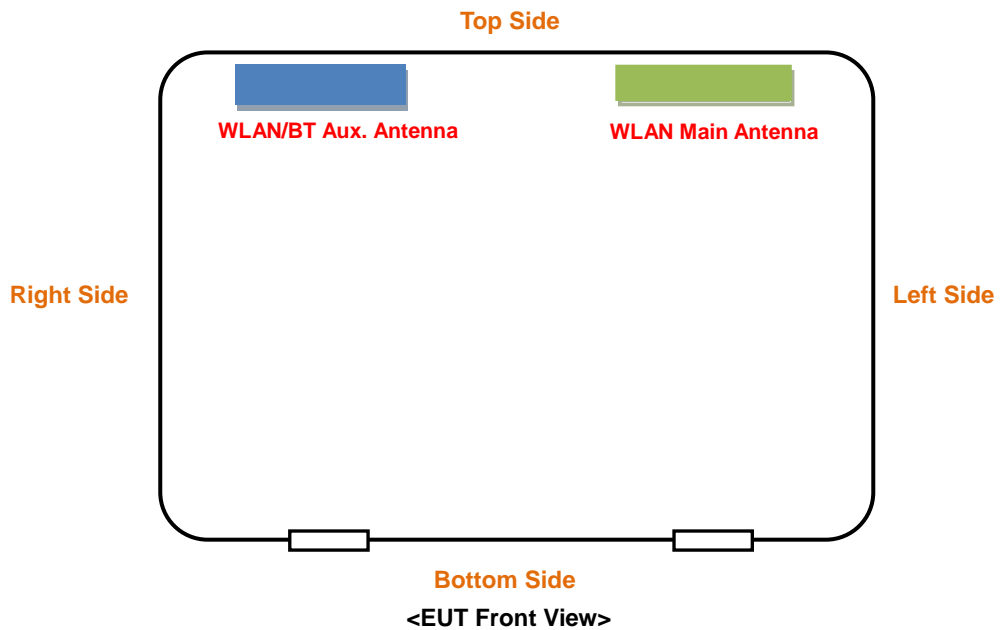


The separation distance for antenna to edge:

Antenna	To Top Side (mm)	To Bottom Side (mm)	To Left Side (mm)	To Right Side (mm)
WLAN Main Ant.	5	193	211	57
WLAN/BT Aux. Ant.	5	193	53	215

FCC SAR Test Report

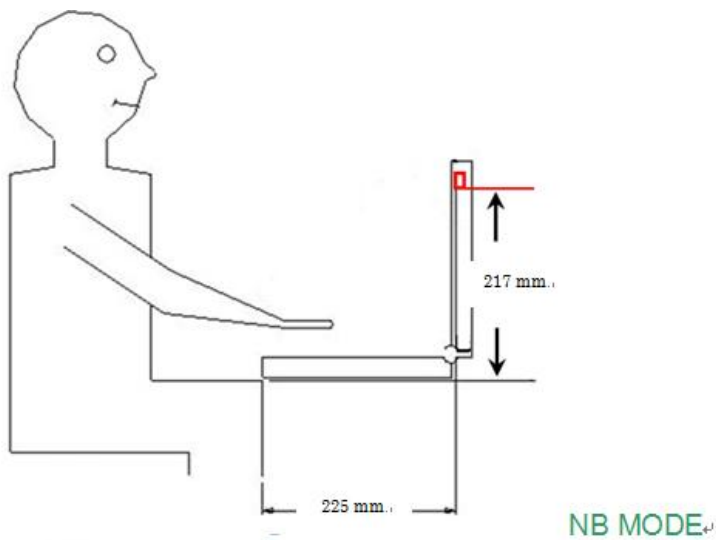
<Tablet + Docking Mode>



The separation distance for antenna to edge:

Antenna	To Top Side (mm)	To Bottom Side (mm)	To Left Side (mm)	To Right Side (mm)
WLAN Main Ant.	5	211	211	57
WLAN/BT Aux. Ant.	5	211	53	215

<NB Mode>



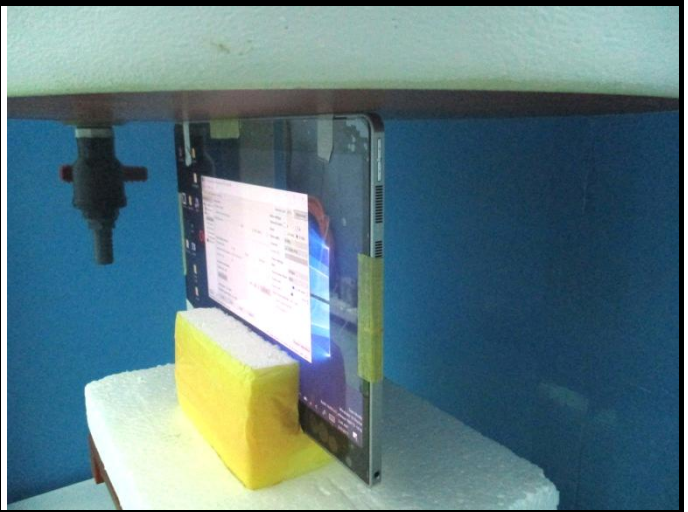
FCC SAR Test Report

<Photographs of SAR Setup>

<Tablet Mode>



Rear Face of EUT with 0 cm Gap




Top Side of EUT with 0 cm Gap

<Tablet + Docking Mode>



Rear Face of EUT with 0 cm Gap



Top Side of EUT with 0 cm Gap