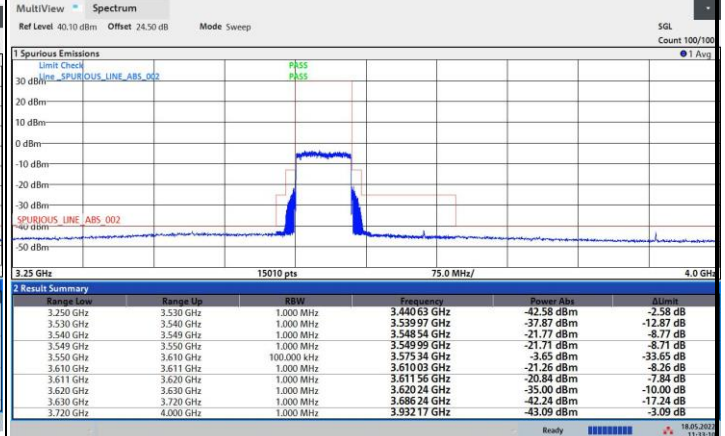
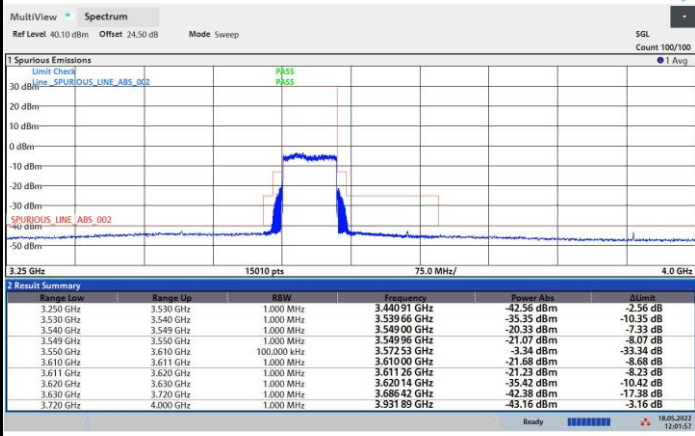




FR1 n48 / 60MHz / Lowest Channel / MASK

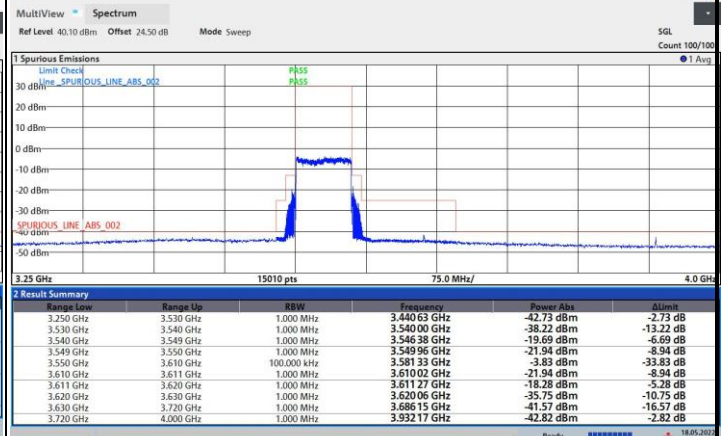
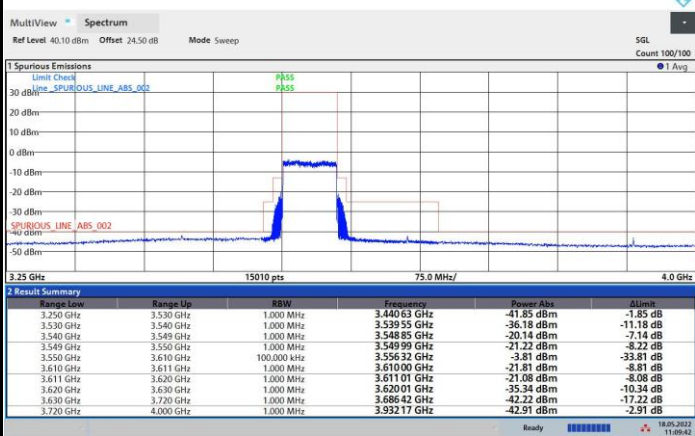
QPSK

16QAM



64QAM

256QAM

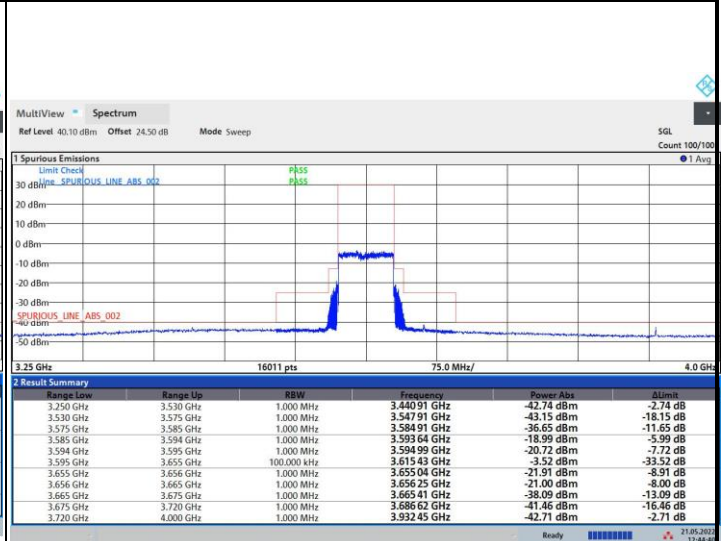
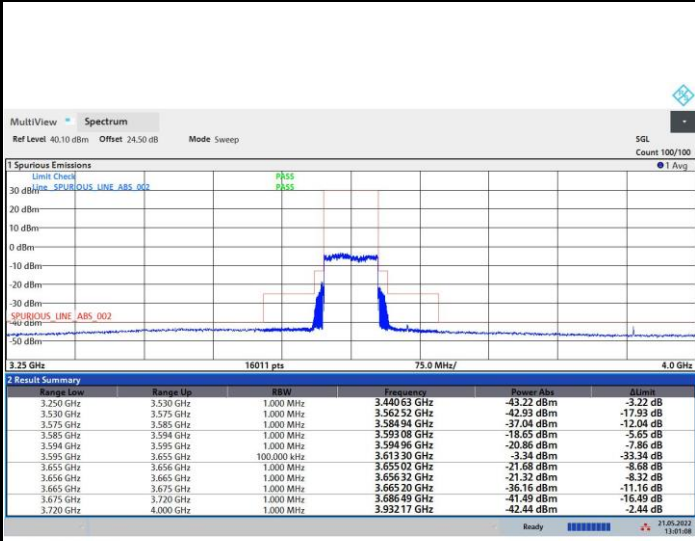




FR1 n48 / 60MHz / Middle Channel / MASK

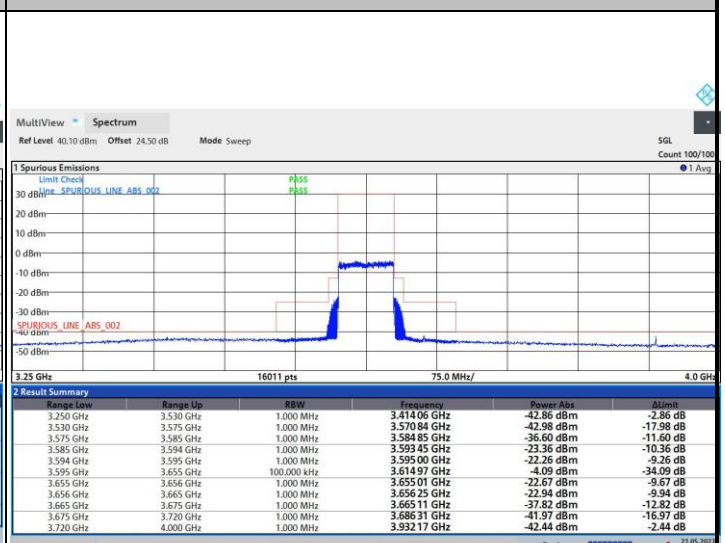
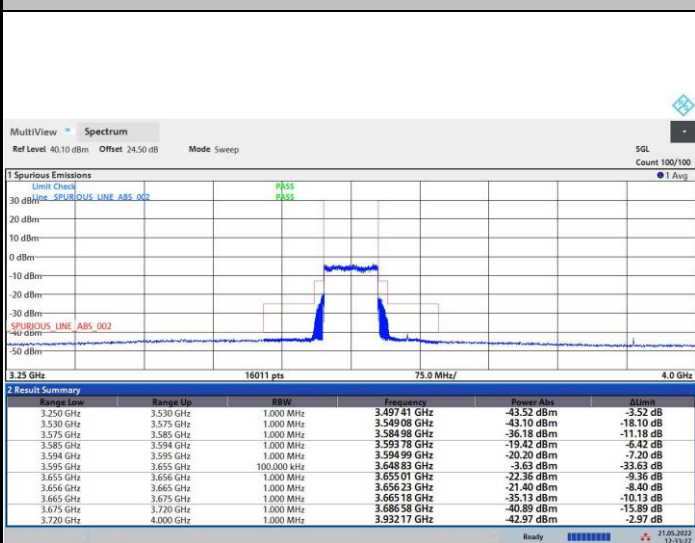
QPSK

16QAM



64QAM

256QAM

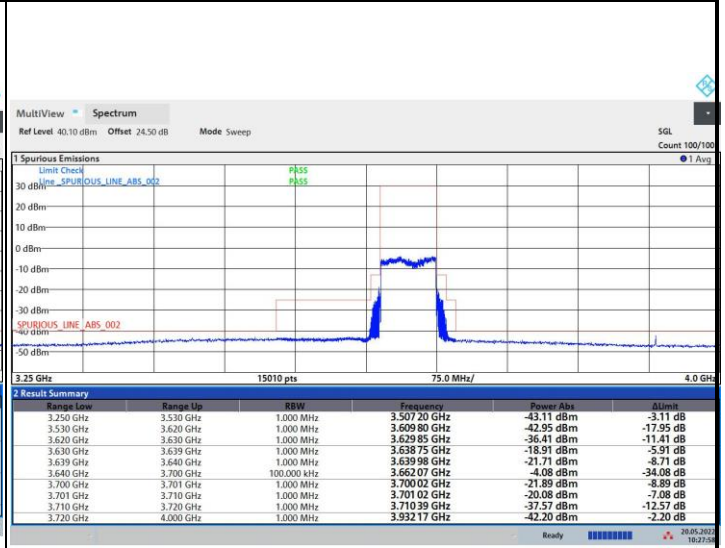
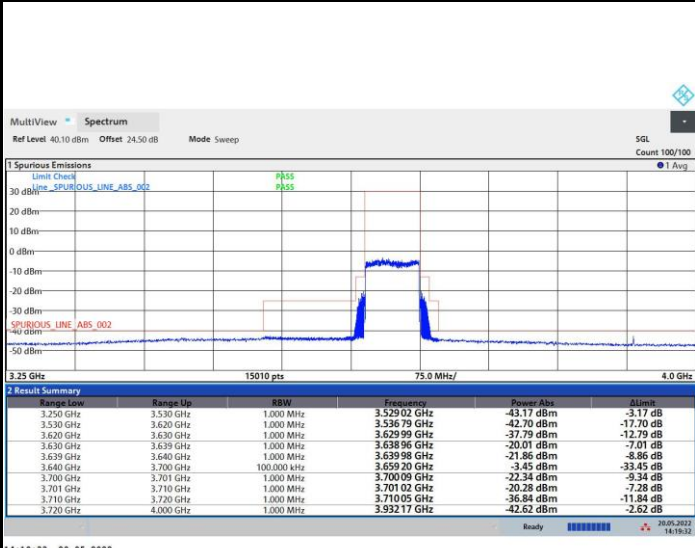




FR1 n48 / 60MHz / Highest Channel / MASK

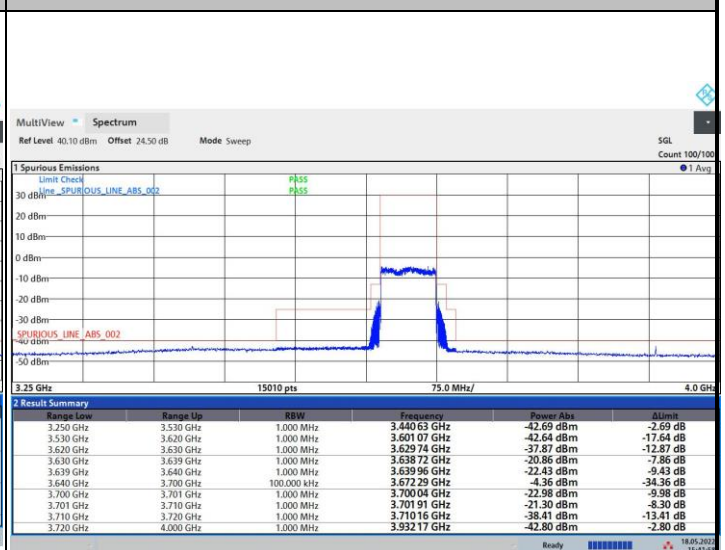
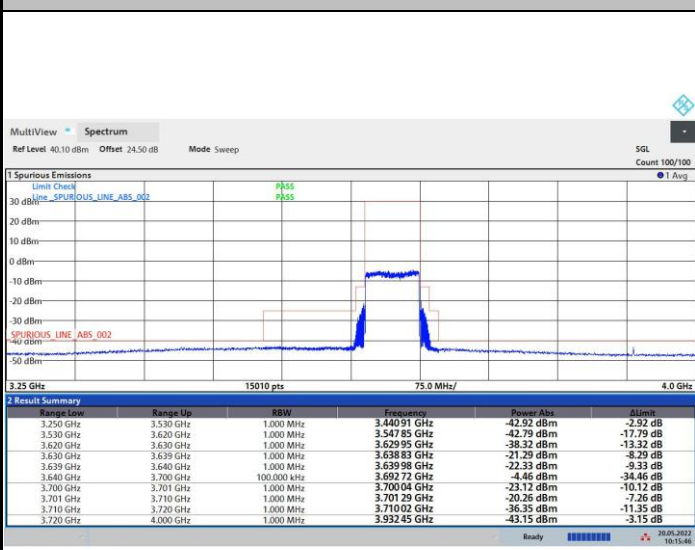
QPSK

16QAM



64QAM

256QAM

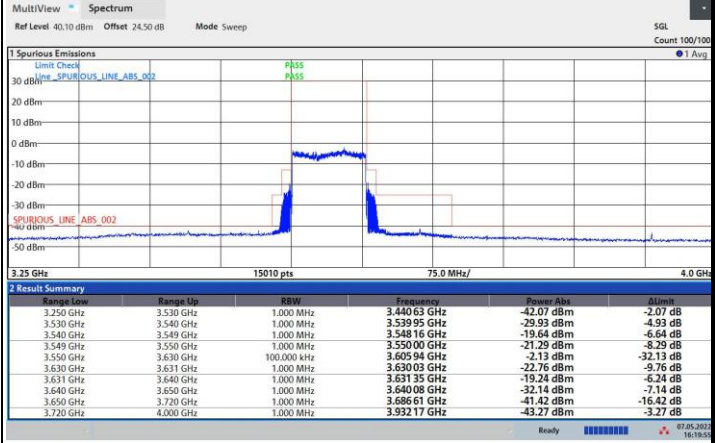
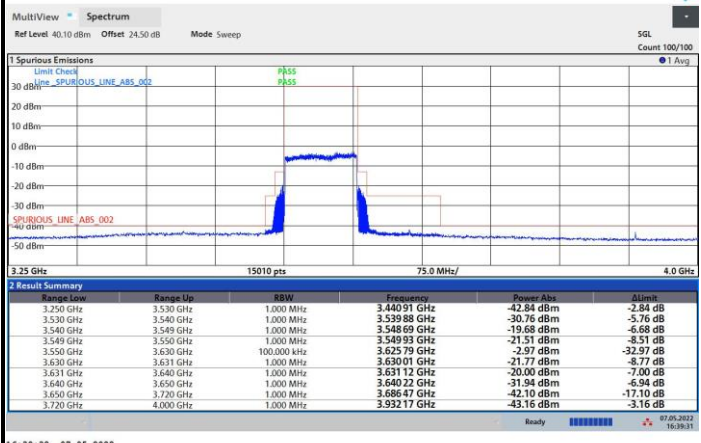




FR1 n48 / 80MHz / Lowest Channel / MASK

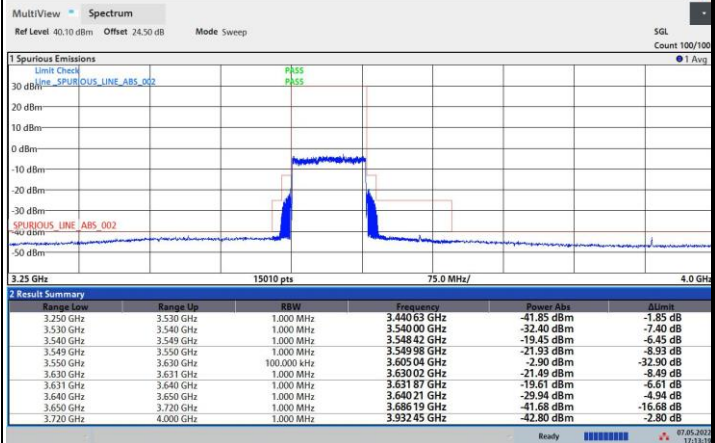
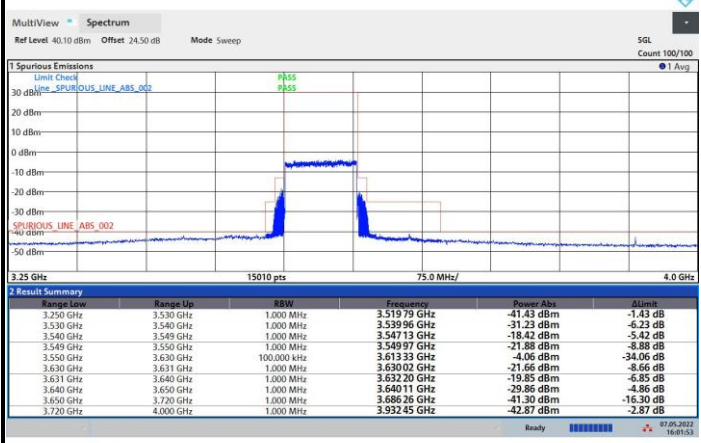
QPSK

16QAM



64QAM

256QAM

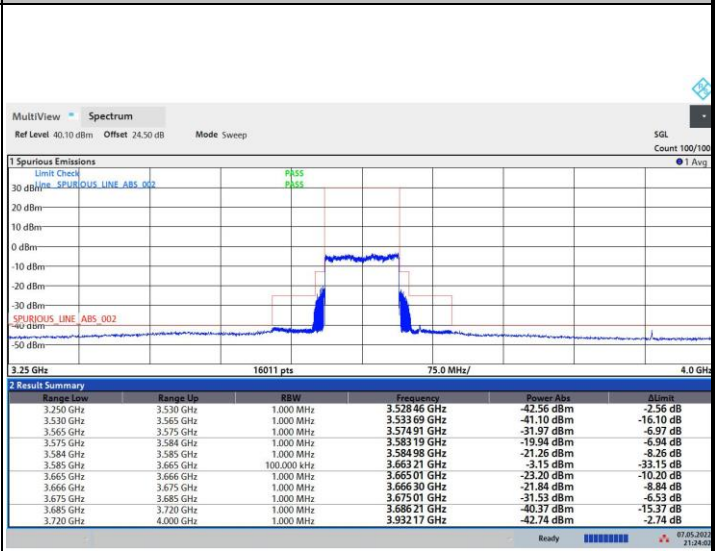
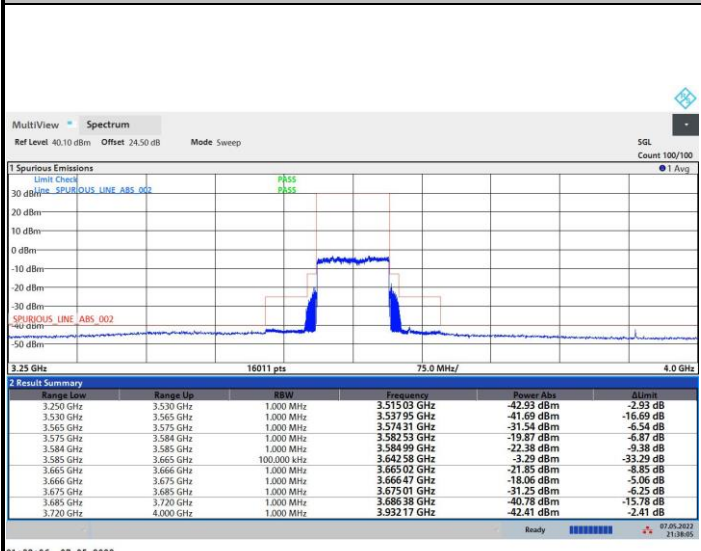




FR1 n48 / 80MHz / Middle Channel / MASK

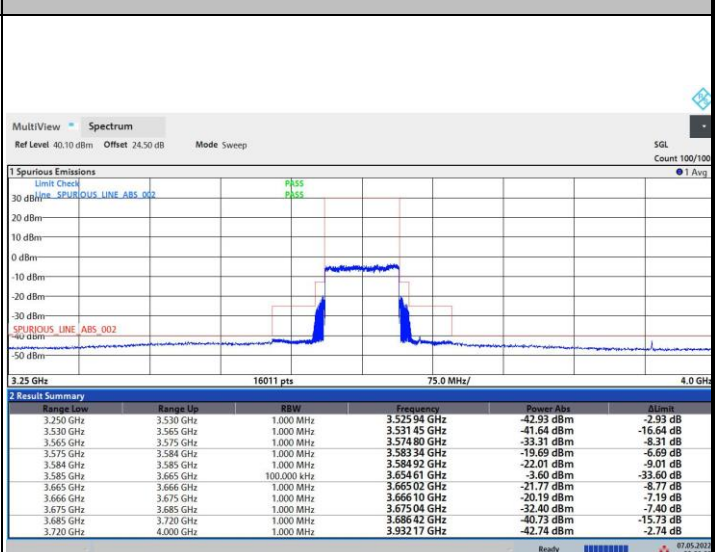
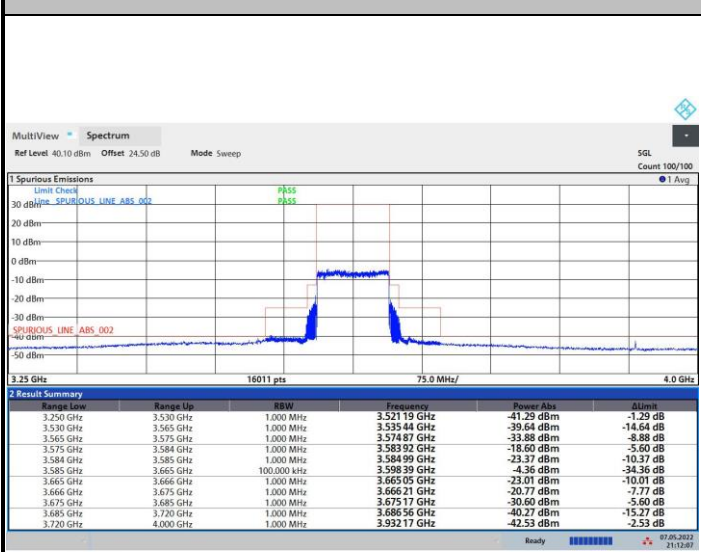
QPSK

16QAM



64QAM

256QAM

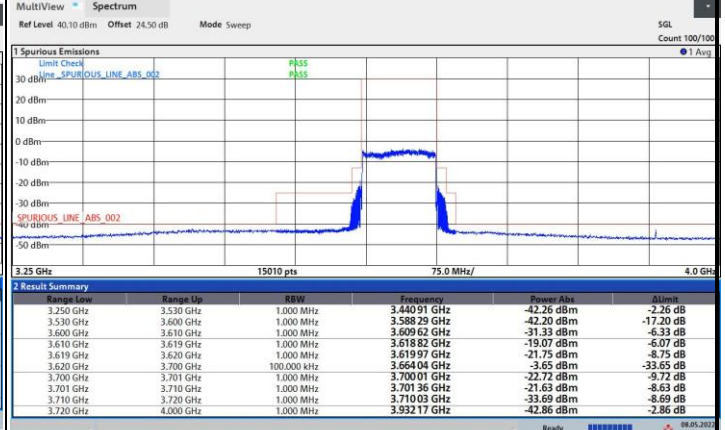
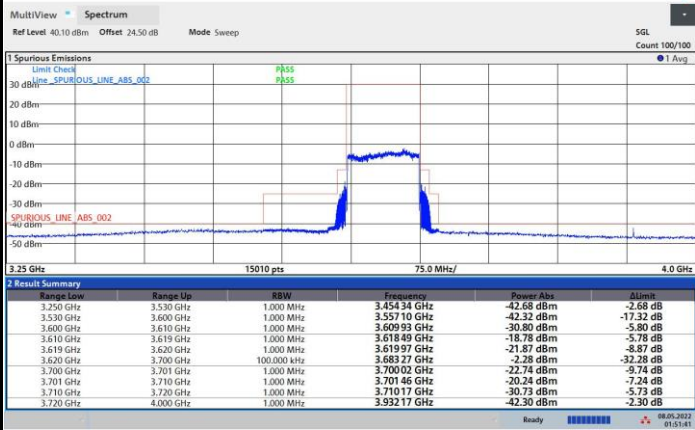




FR1 n48 / 80MHz / Highest Channel / MASK

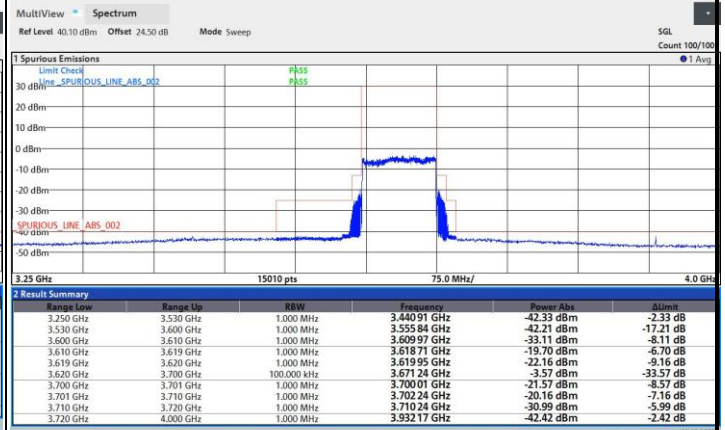
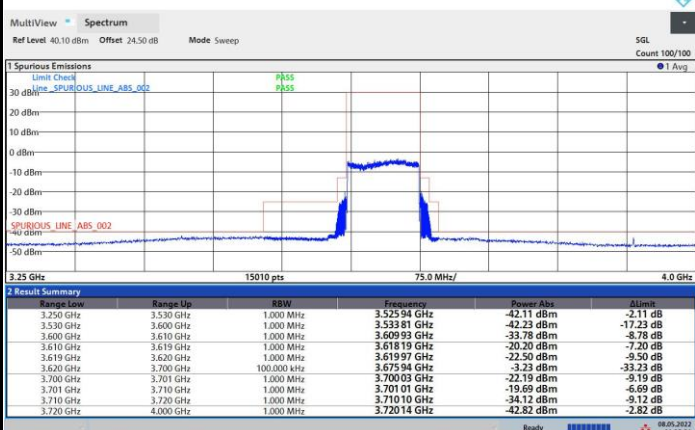
QPSK

16QAM



64QAM

256QAM

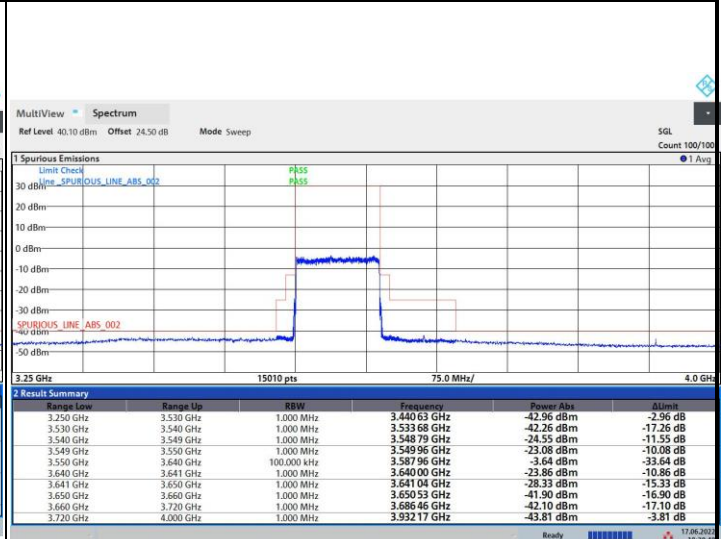
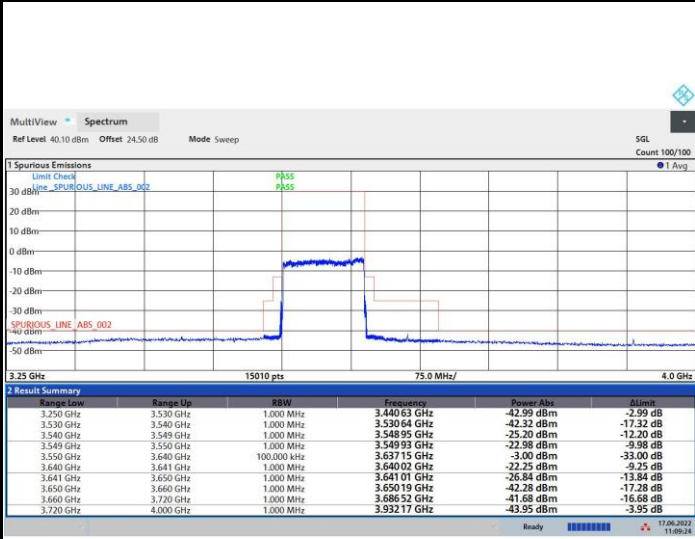




FR1 n48 / 90MHz / Lowest Channel / MASK

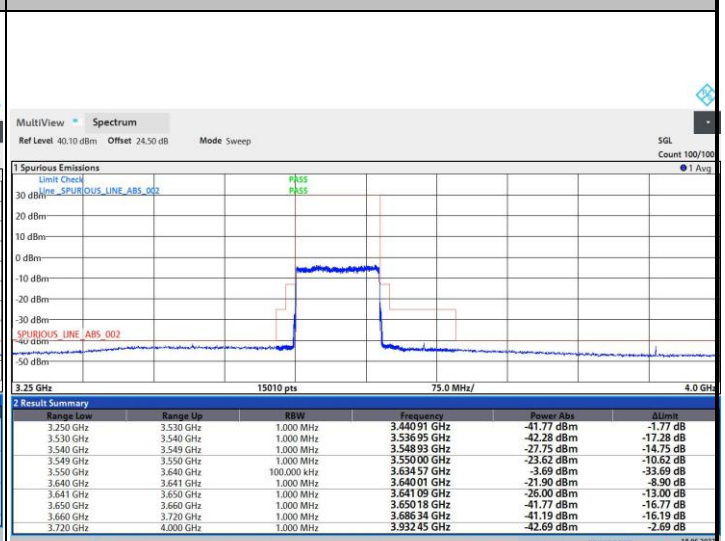
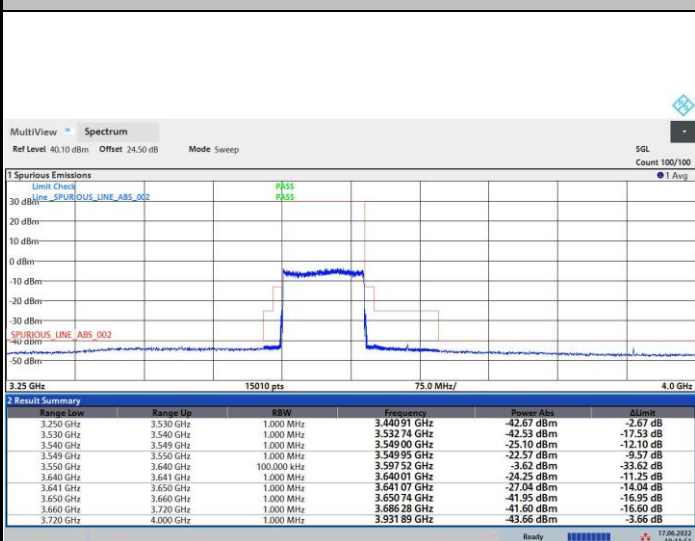
QPSK

16QAM



64QAM

256QAM

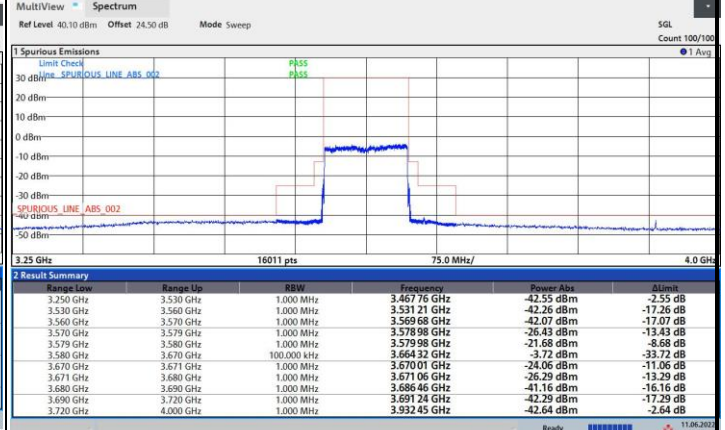
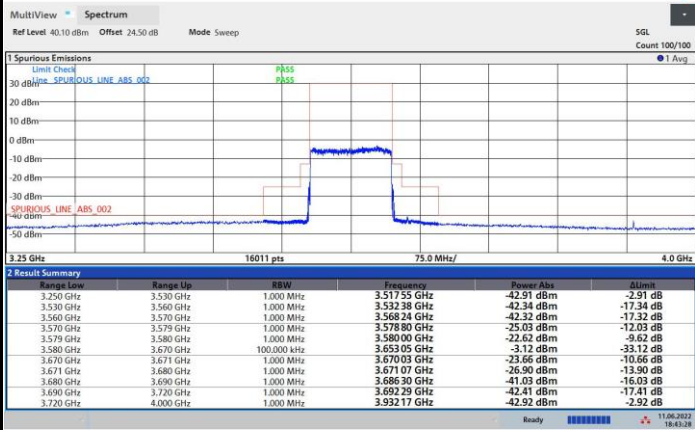




FR1 n48 / 90MHz / Middle Channel / MASK

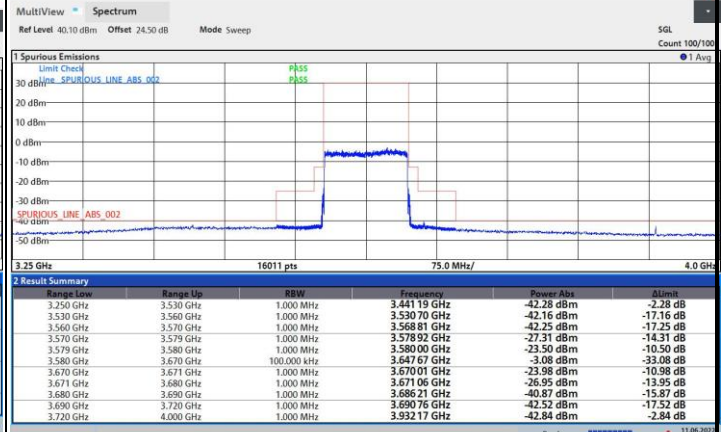
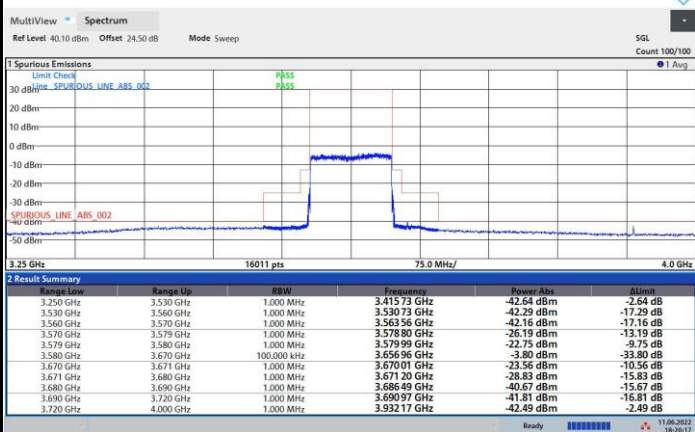
QPSK

16QAM



64QAM

256QAM

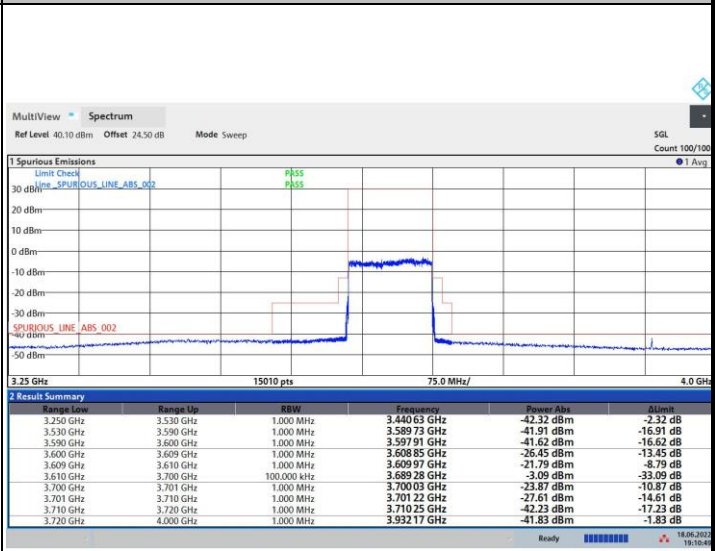
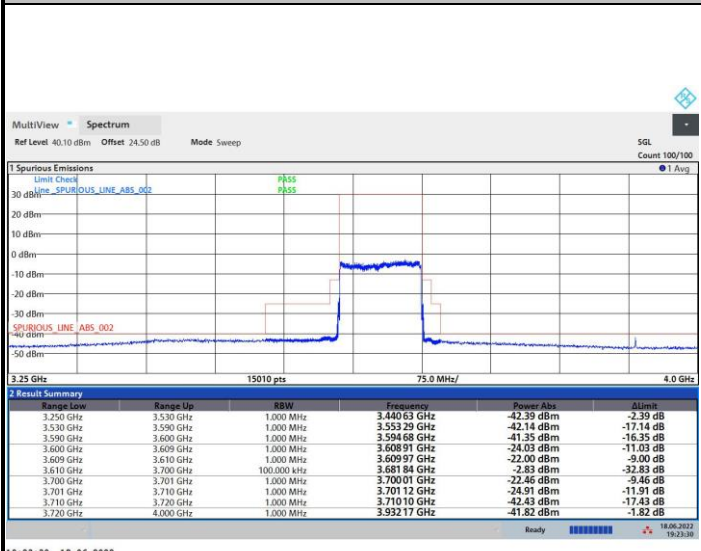




FR1 n48 / 90MHz / Highest Channel / MASK

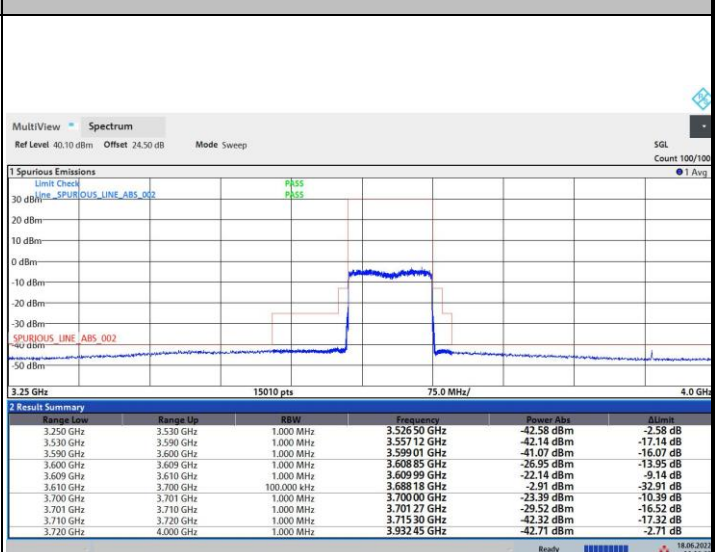
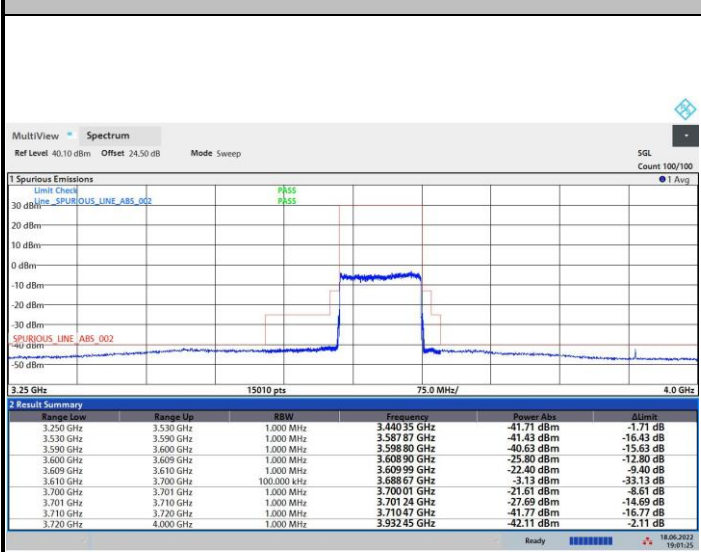
QPSK

16QAM



64QAM

256QAM

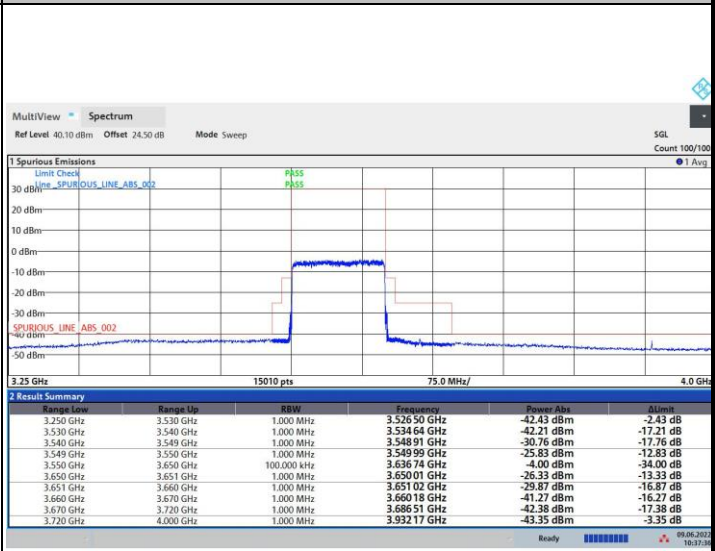
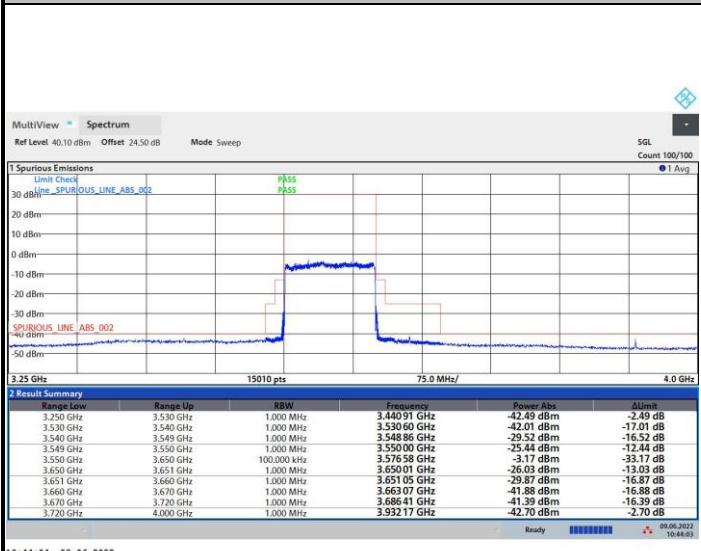




FR1 n48 / 100MHz / Lowest Channel / MASK

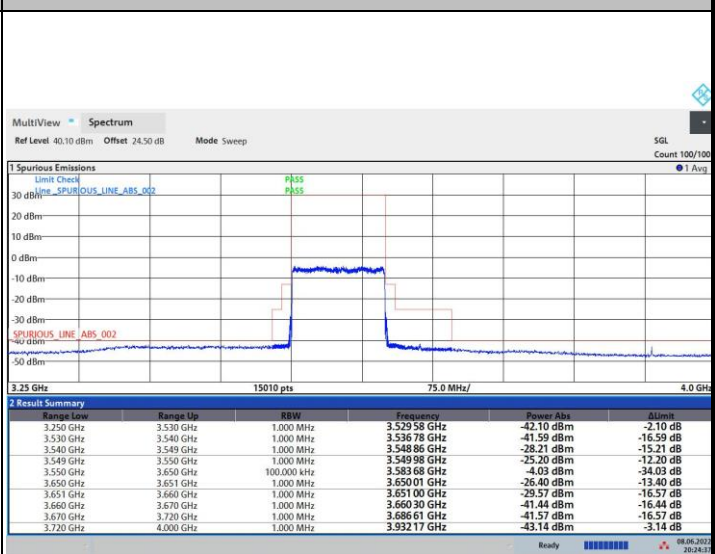
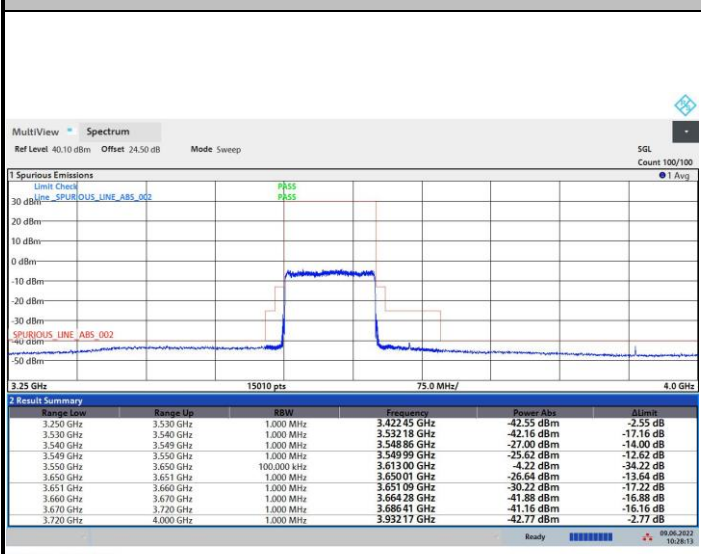
QPSK

16QAM



64QAM

256QAM

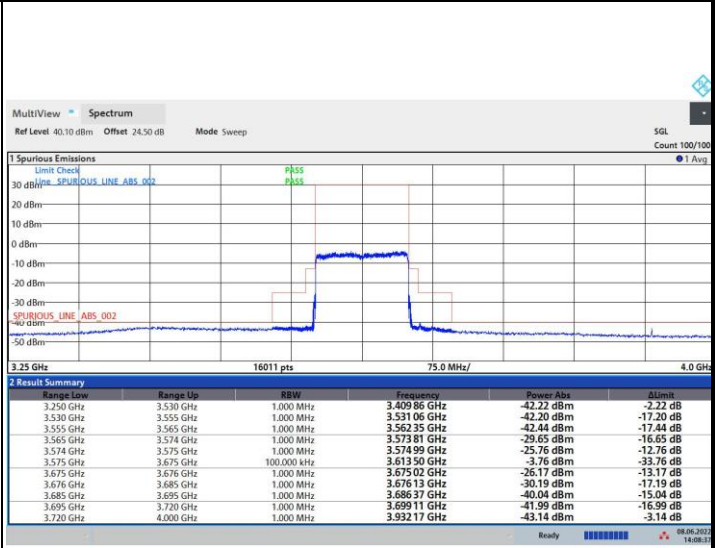
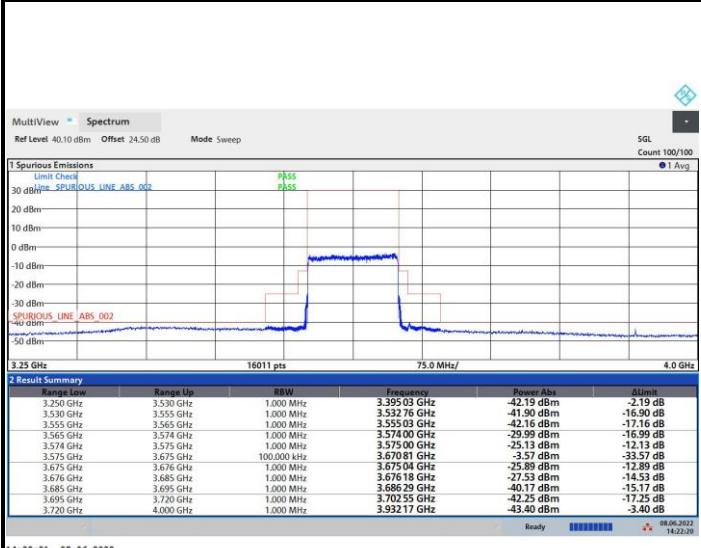




FR1 n48 / 100MHz / Middle Channel / MASK

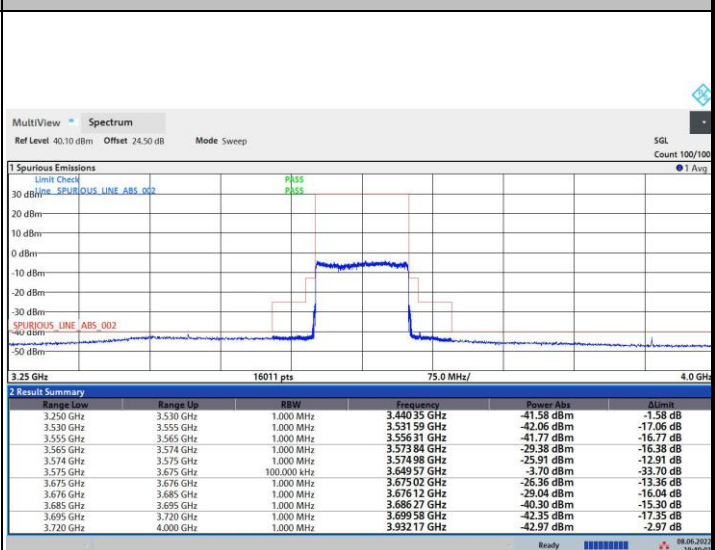
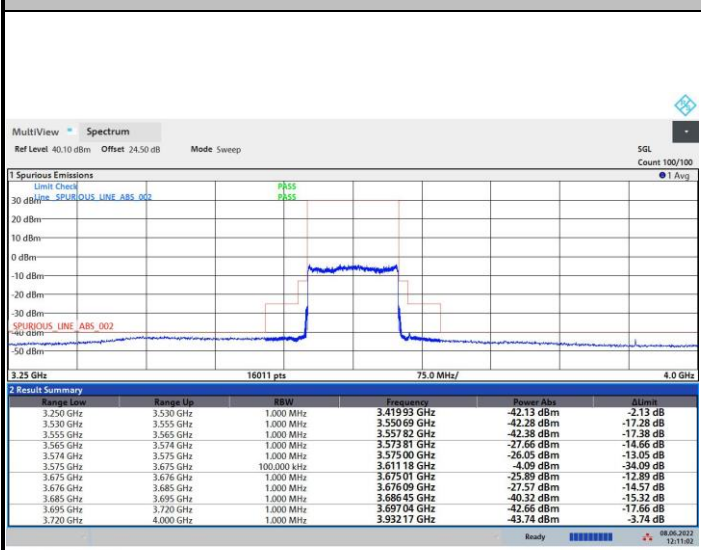
QPSK

16QAM



64QAM

256QAM

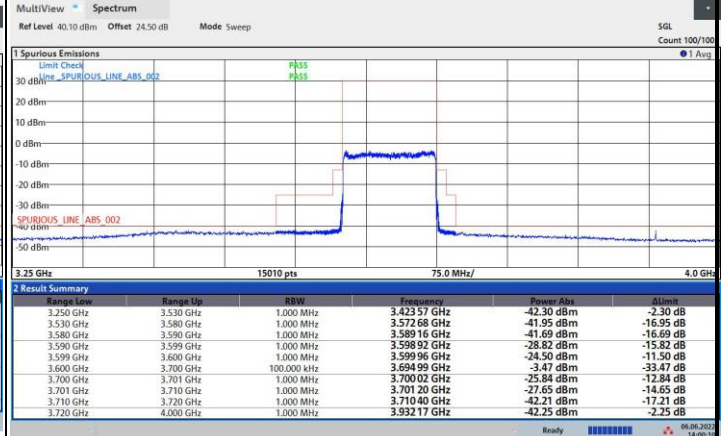
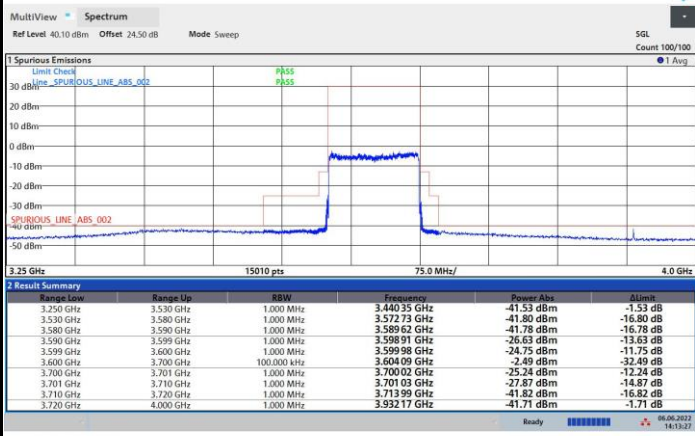




FR1 n48 / 100MHz / Highest Channel / MASK

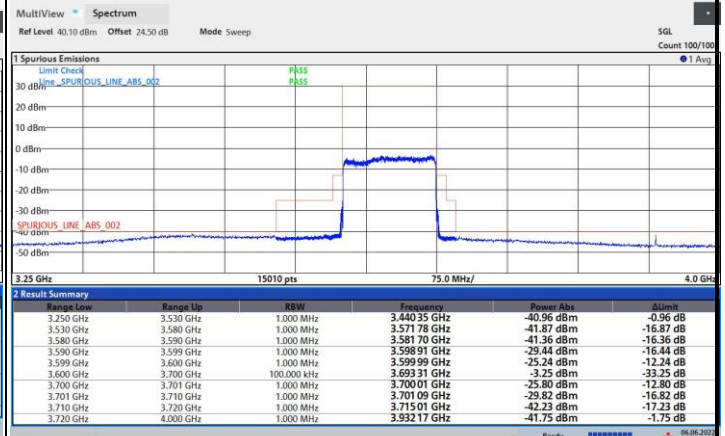
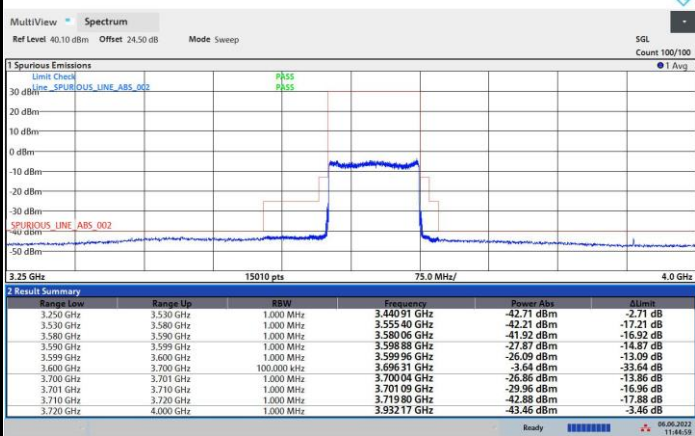
QPSK

16QAM



64QAM

256QAM



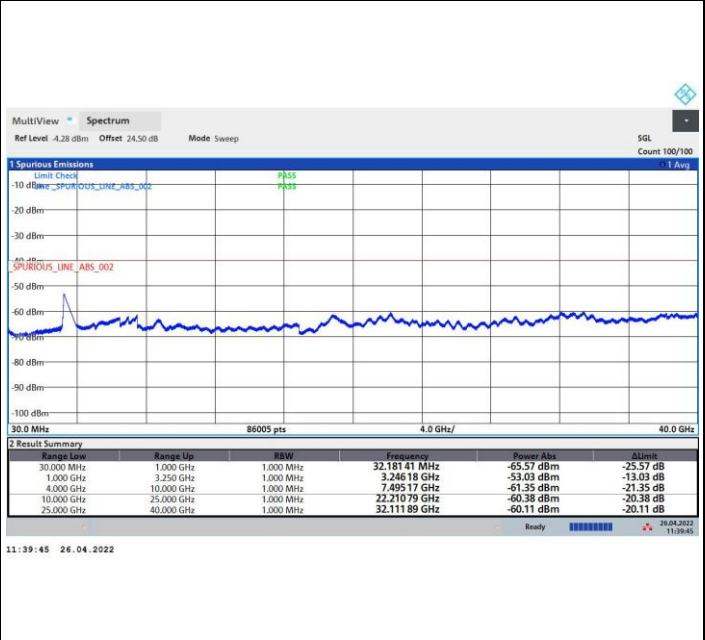
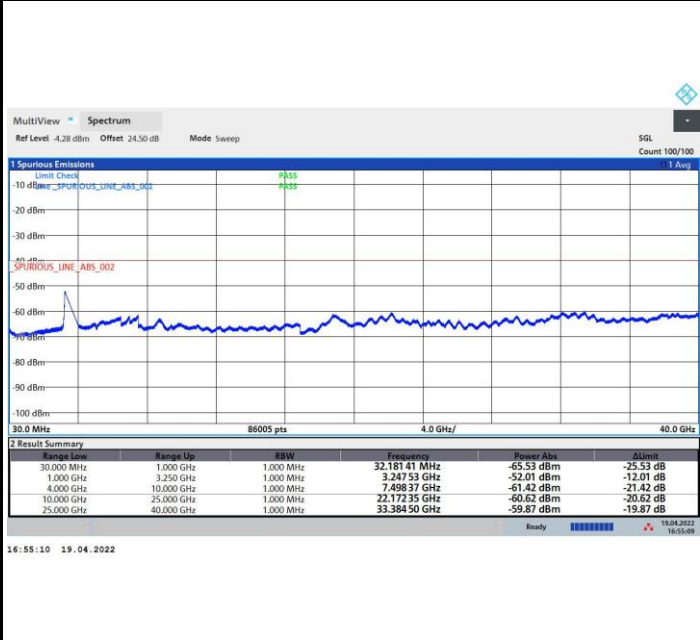


Conducted Spurious Emission

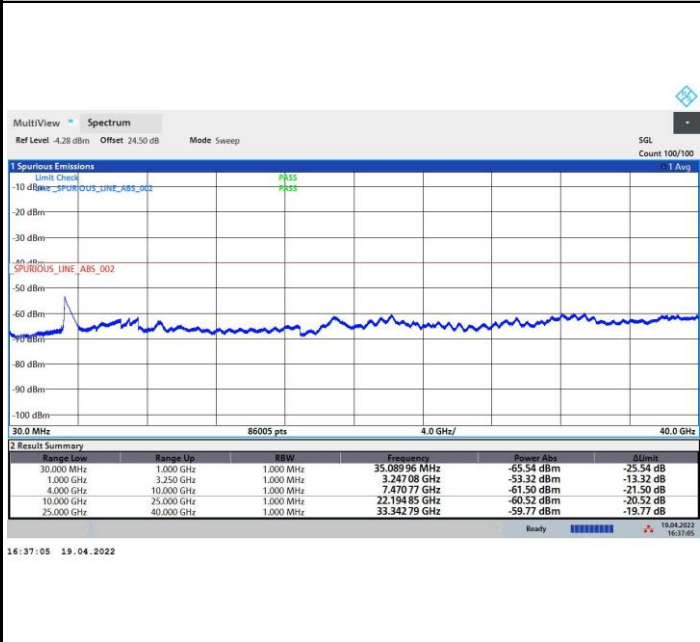
FR1 n48 / 10MHz / QPSK / CSE

Lowest Channel

Middle Channel



Highest Channel





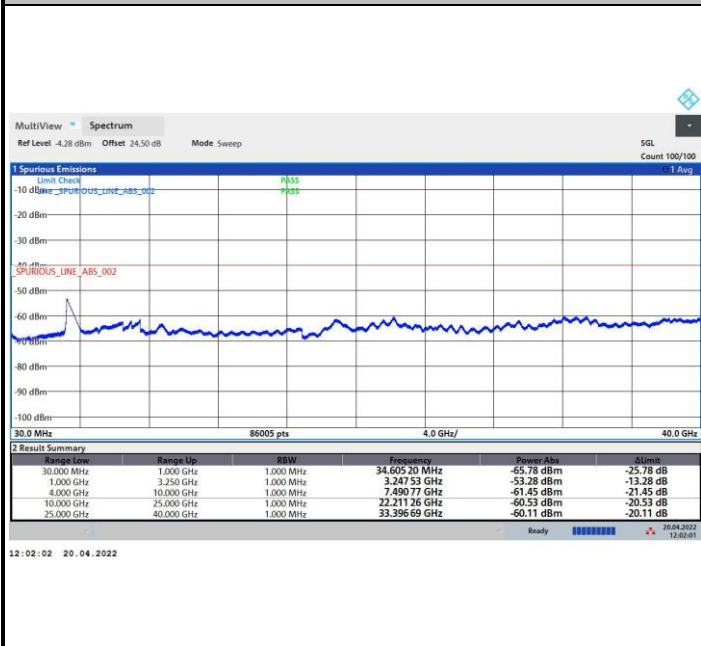
FR1 n48 / 20MHz / QPSK / CSE

Lowest Channel

Middle Channel



Highest Channel

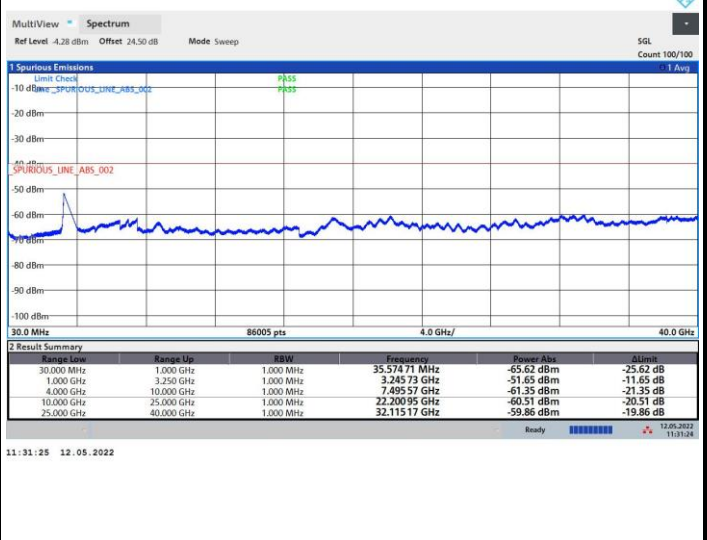
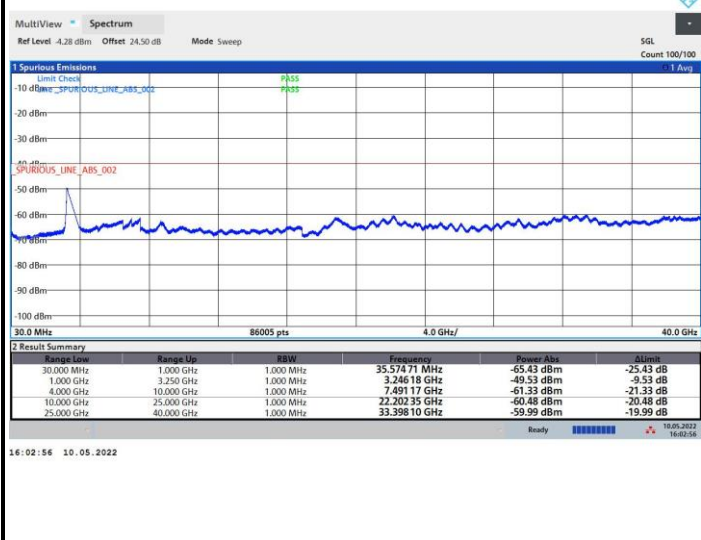




FR1 n48 / 40MHz / QPSK / CSE

Lowest Channel

Middle Channel



Highest Channel

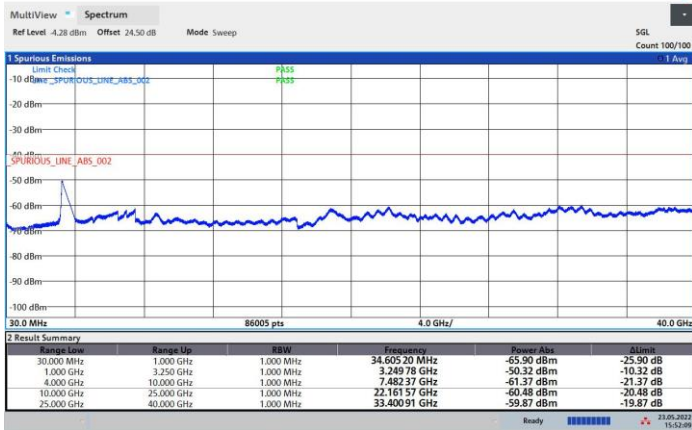




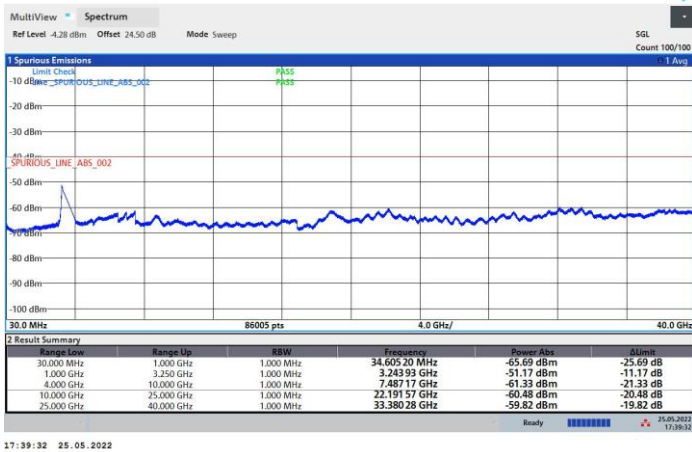
FR1 n48 / 50MHz / QPSK / CSE

Lowest Channel

Middle Channel



Highest Channel





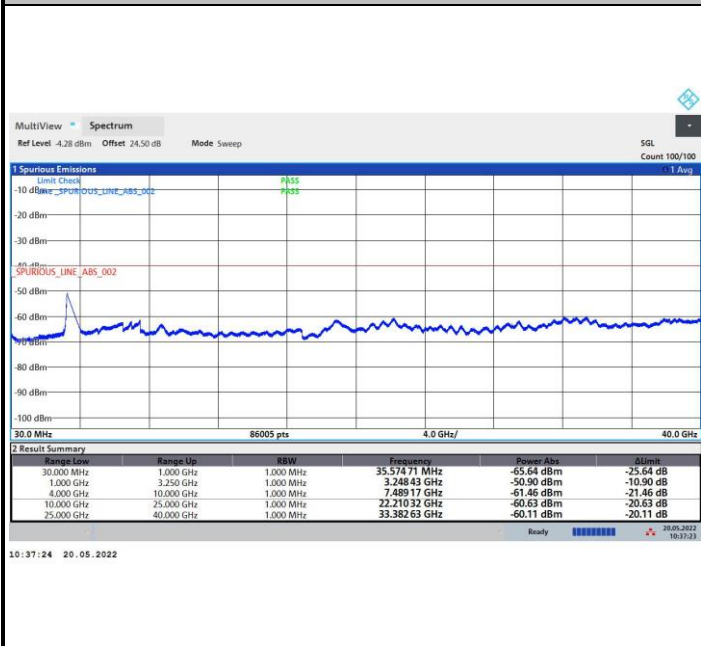
FR1 n48 / 60MHz / QPSK / CSE

Lowest Channel

Middle Channel



Highest Channel

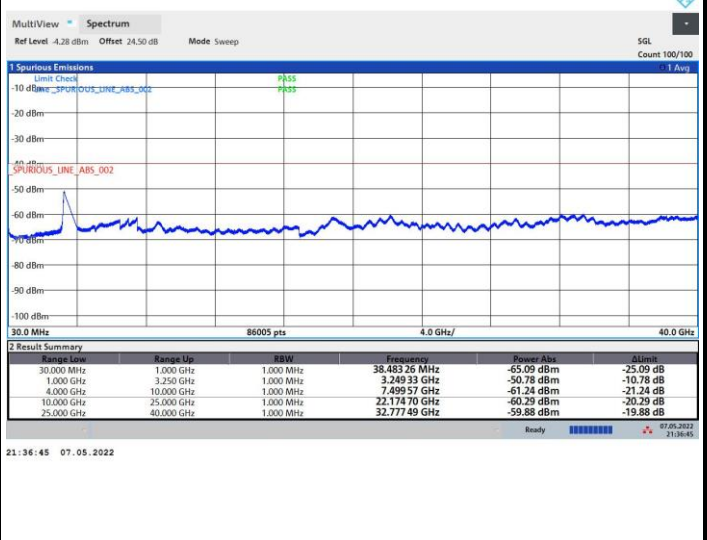
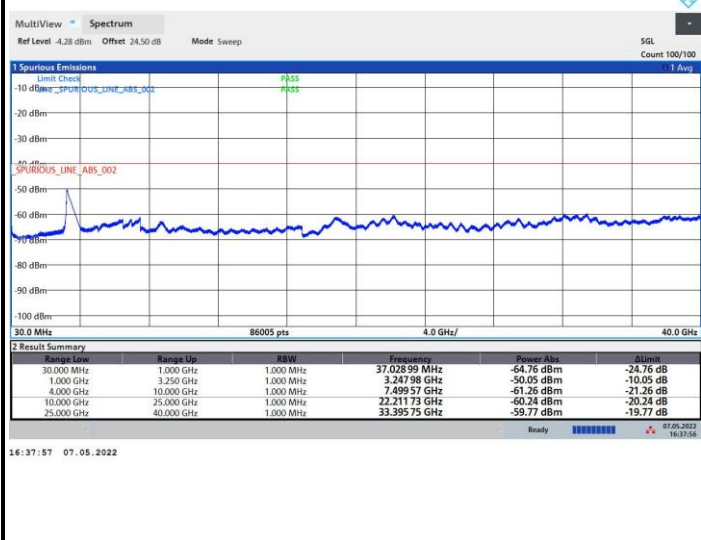




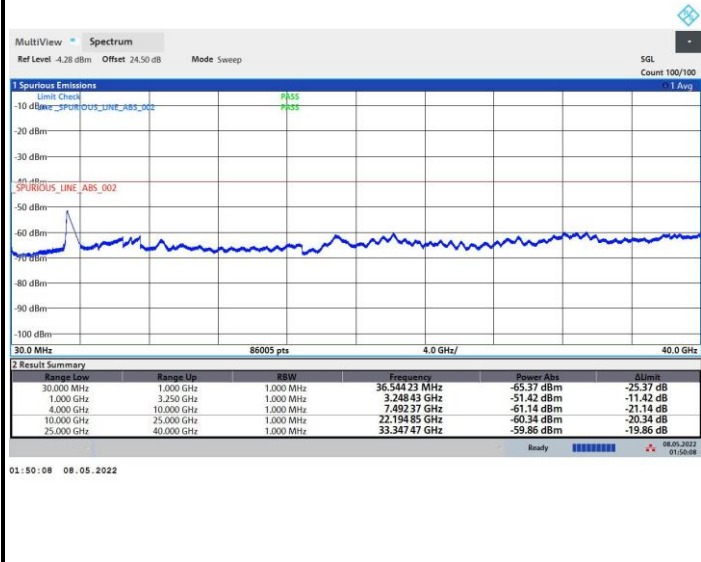
FR1 n48 / 80MHz / QPSK / CSE

Lowest Channel

Middle Channel



Highest Channel

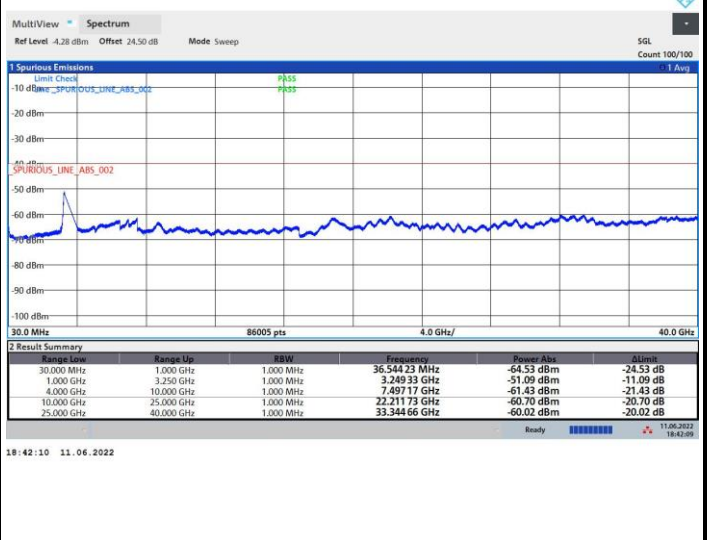
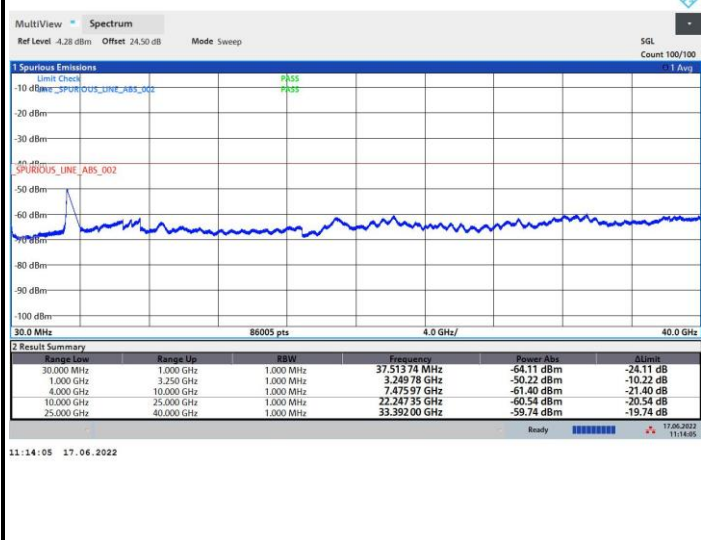




FR1 n48 / 90MHz / QPSK / CSE

Lowest Channel

Middle Channel



Highest Channel

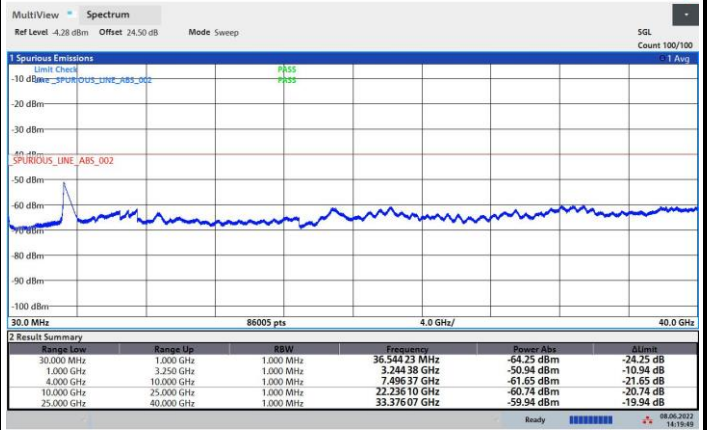
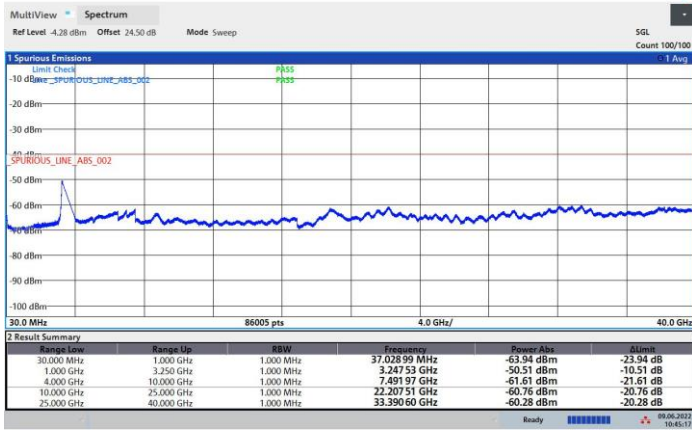




FR1 n48 / 100MHz / QPSK / CSE

Lowest Channel

Middle Channel



Highest Channel





Frequency Stability

Test Conditions		FR1 n48 (QPSK) / Middle Channel	Limit
Temperature (°C)	Voltage (Volt)	BW 10MHz	Note 2.
		Frequency offset (ppm)	Result
50	Normal Voltage	1.9310	PASS
40	Normal Voltage	1.1035	
30	Normal Voltage	0.8276	
20(Ref.)	Normal Voltage	0.0000	
10	Normal Voltage	0.2759	
0	Normal Voltage	0.2759	
-10	Normal Voltage	1.6552	
-20	Normal Voltage	1.9310	
-30	Normal Voltage	2.4828	
20	Maximum Voltage	2.4828	
20	Normal Voltage	0.2759	
20	Minimum Voltage	1.6552	

Note:

1. Normal Voltage = 110 V. ; Minimum Voltage = 100 V. ; Maximum Voltage = 240 V.
2. The frequency fundamental emissions stay within the authorized frequency block.



<MIMO ANT 2>

Maximum EIRP (dBm/10MHz)

Mode	FR1 n48 : Conducted (dBm/10MHz) <SISO> Lowest Channel							
	10MHz		20MHz		40MHz		50MHz	
BW								
Mod.	QPSK	16QAM	QPSK	16QAM	QPSK	16QAM	QPSK	16QAM
Lowest CH	6.08	6.29	6.75	6.96	7.15	6.96	7.32	7.06
Mod.	64QAM	256QAM	64QAM	256QAM	64QAM	256QAM	64QAM	256QAM
Lowest CH	6.17	6.12	6.94	6.23	7.17	6.76	7.19	7.21
BW	60MHz		80MHz		90MHz		100MHz	
Mod.	QPSK	16QAM	QPSK	16QAM	QPSK	16QAM	QPSK	16QAM
Lowest CH	7.21	7.53	7.58	7.61	7.58	7.59	7.69	7.77
Mod.	64QAM	256QAM	64QAM	256QAM	64QAM	256QAM	64QAM	256QAM
Lowest CH	7.18	7.55	7.74	7.52	7.55	7.74	7.55	7.58

Mode	FR1 n48 : Maximum EIRP (dBm/10MHz) <MIMO 4TX> Lowest Channel							
	10MHz		20MHz		40MHz		50MHz	
BW								
Mod.	QPSK	16QAM	QPSK	16QAM	QPSK	16QAM	QPSK	16QAM
Lowest CH	19.10	19.31	19.77	19.98	20.17	19.98	20.34	20.08
Mod.	64QAM	256QAM	64QAM	256QAM	64QAM	256QAM	64QAM	256QAM
Lowest CH	19.19	19.14	19.96	19.25	20.19	19.78	20.21	20.23
BW	60MHz		80MHz		90MHz		100MHz	
Mod.	QPSK	16QAM	QPSK	16QAM	QPSK	16QAM	QPSK	16QAM
Lowest CH	20.23	20.55	20.60	20.63	20.60	20.61	20.71	20.79
Mod.	64QAM	256QAM	64QAM	256QAM	64QAM	256QAM	64QAM	256QAM
Lowest CH	20.20	20.57	20.76	20.54	20.57	20.76	20.57	20.60
Limit	30dBm/10MHz							
Result	PASS							

Note

1. The measured conducted result has included duty cycle offset factor.
2. The Maximum EIRP = conducted result + 6.02dB (4TX) + 7dBi MIMO antenna gain.



Mode	FR1 n48 : Conducted (dBm/10MHz) <SISO> Middle Channel							
	10MHz		20MHz		40MHz		50MHz	
BW								
Mod.	QPSK	16QAM	QPSK	16QAM	QPSK	16QAM	QPSK	16QAM
Middle CH	4.82	4.96	6.65	6.75	6.76	6.67	7.42	7.10
Mod.	64QAM	256QAM	64QAM	256QAM	64QAM	256QAM	64QAM	256QAM
Middle CH	4.94	4.74	6.79	6.54	6.51	7.03	6.91	7.09
BW	60MHz		80MHz		90MHz		100MHz	
Mod.	QPSK	16QAM	QPSK	16QAM	QPSK	16QAM	QPSK	16QAM
Middle CH	6.99	7.17	7.51	7.23	7.57	7.63	7.84	7.96
Mod.	64QAM	256QAM	64QAM	256QAM	64QAM	256QAM	64QAM	256QAM
Middle CH	7.23	7.25	7.44	7.46	7.34	7.68	7.71	7.74

Mode	FR1 n48 : Maximum EIRP (dBm/10MHz) <MIMO 4TX> Middle Channel							
	10MHz		20MHz		40MHz		50MHz	
BW								
Mod.	QPSK	16QAM	QPSK	16QAM	QPSK	16QAM	QPSK	16QAM
Middle CH	17.84	17.98	19.67	19.77	19.78	19.69	20.44	20.12
Mod.	64QAM	256QAM	64QAM	256QAM	64QAM	256QAM	64QAM	256QAM
Middle CH	17.96	17.76	19.81	19.56	19.53	20.05	19.93	20.11
BW	60MHz		80MHz		90MHz		100MHz	
Mod.	QPSK	16QAM	QPSK	16QAM	QPSK	16QAM	QPSK	16QAM
Middle CH	20.01	20.19	20.53	20.25	20.59	20.65	20.86	20.98
Mod.	64QAM	256QAM	64QAM	256QAM	64QAM	256QAM	64QAM	256QAM
Middle CH	20.25	20.27	20.46	20.48	20.36	20.70	20.73	20.76
Limit	30dBm/10MHz							
Result	PASS							

Note

1. The measured conducted result has included duty cycle offset factor.
2. The Maximum EIRP = conducted result + 6.02dB (4TX) + 7dBi MIMO antenna gain.



Mode	FR1 n48 : Conducted (dBm/10MHz) <SISO> Highest Channel							
	10MHz		20MHz		40MHz		50MHz	
BW								
Mod.	QPSK	16QAM	QPSK	16QAM	QPSK	16QAM	QPSK	16QAM
Highest CH	6.13	6.08	6.61	6.66	6.79	6.84	7.13	7.23
Mod.	64QAM	256QAM	64QAM	256QAM	64QAM	256QAM	64QAM	256QAM
Highest CH	6.04	5.79	6.39	6.21	7.00	6.76	6.84	6.79
BW	60MHz		80MHz		90MHz		100MHz	
Mod.	QPSK	16QAM	QPSK	16QAM	QPSK	16QAM	QPSK	16QAM
Highest CH	6.57	6.70	7.19	7.31	7.87	7.57	8.37	8.13
Mod.	64QAM	256QAM	64QAM	256QAM	64QAM	256QAM	64QAM	256QAM
Highest CH	6.90	6.68	7.56	7.19	7.72	7.50	7.80	7.81

Mode	FR1 n48 : Maximum EIRP (dBm/10MHz) <MIMO 4TX> Highest Channel							
	10MHz		20MHz		40MHz		50MHz	
BW								
Mod.	QPSK	16QAM	QPSK	16QAM	QPSK	16QAM	QPSK	16QAM
Highest CH	19.15	19.10	19.63	19.68	19.81	19.86	20.15	20.25
Mod.	64QAM	256QAM	64QAM	256QAM	64QAM	256QAM	64QAM	256QAM
Highest CH	19.06	18.81	19.41	19.23	20.02	19.78	19.86	19.81
BW	60MHz		80MHz		90MHz		100MHz	
Mod.	QPSK	16QAM	QPSK	16QAM	QPSK	16QAM	QPSK	16QAM
Highest CH	19.59	19.72	20.21	20.33	20.89	20.59	21.39	21.15
Mod.	64QAM	256QAM	64QAM	256QAM	64QAM	256QAM	64QAM	256QAM
Highest CH	19.92	19.70	20.58	20.21	20.74	20.52	20.82	20.83
Limit	30dBm/10MHz							
Result	PASS							

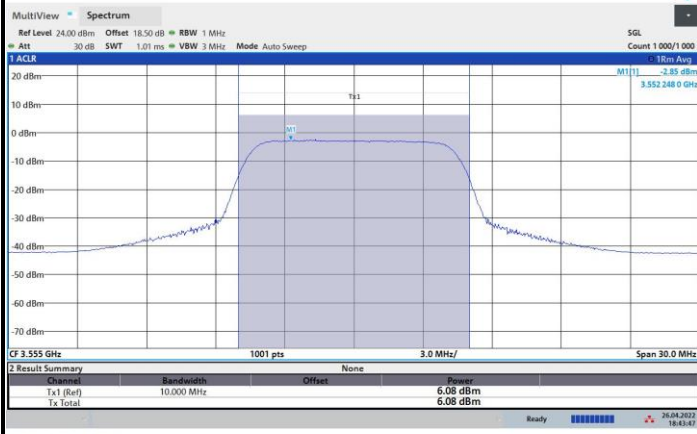
Note

1. The measured conducted result has included duty cycle offset factor.
2. The Maximum EIRP = conducted result + 6.02dB (4TX) + 7dBi MIMO antenna gain.



FR1 n48 / 10MHz / Lowest Channel / Conducted (dBm/10MHz)

QPSK



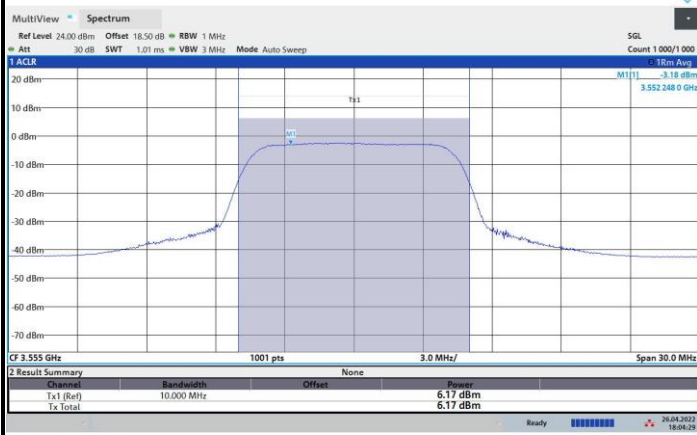
18:43:48 26.04.2022

16QAM



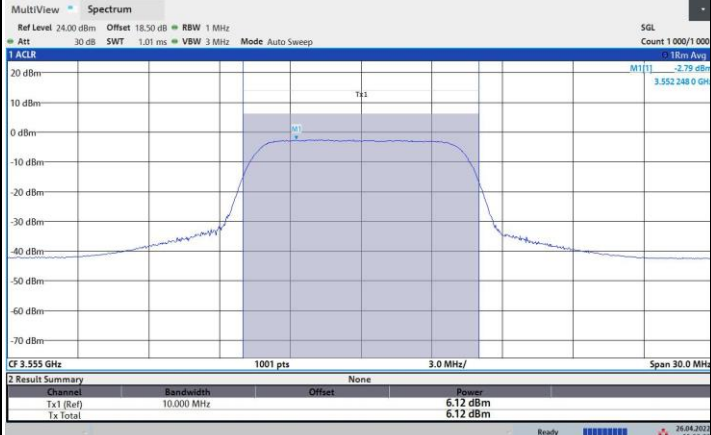
18:26:56 26.04.2022

64QAM



18:04:29 26.04.2022

256QAM



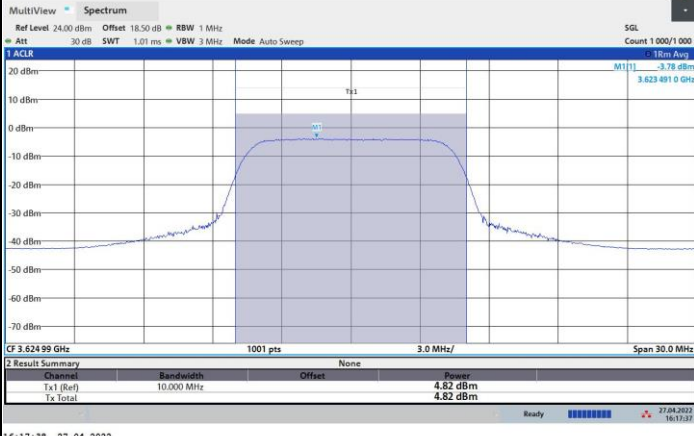
15:52:23 26.04.2022



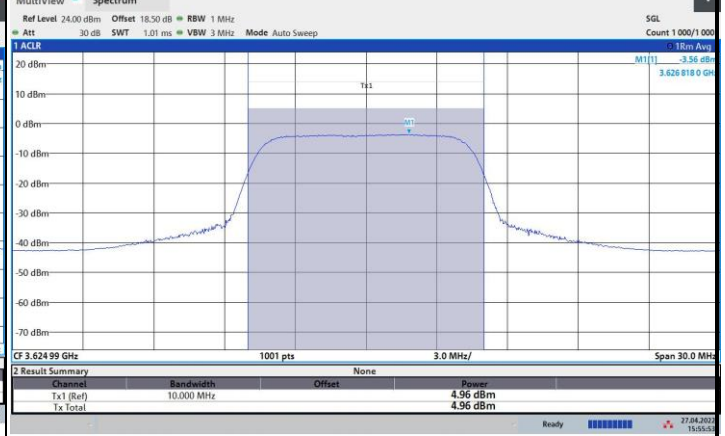
FR1 n48 / 10MHz / Middle Channel / Conducted (dBm/10MHz)

QPSK

16QAM



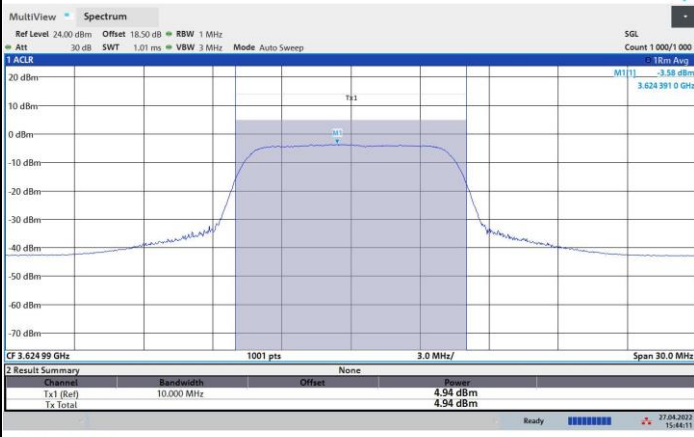
16:17:38 27.04.2022



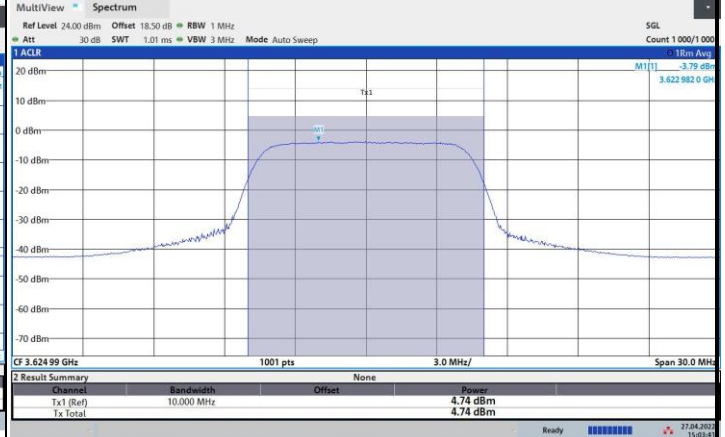
15:55:54 27.04.2022

64QAM

256QAM



15:44:12 27.04.2022



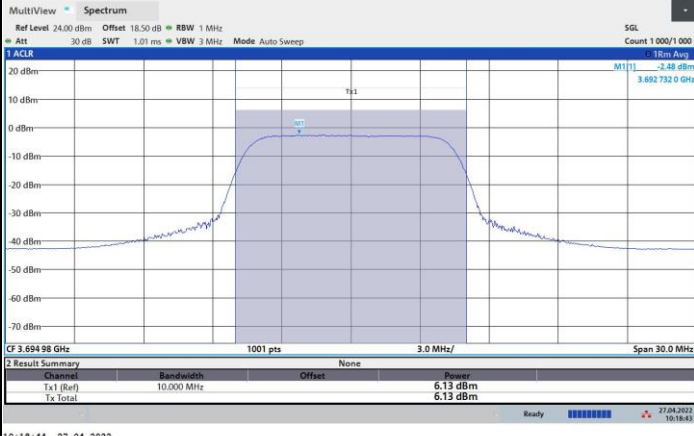
15:03:42 27.04.2022



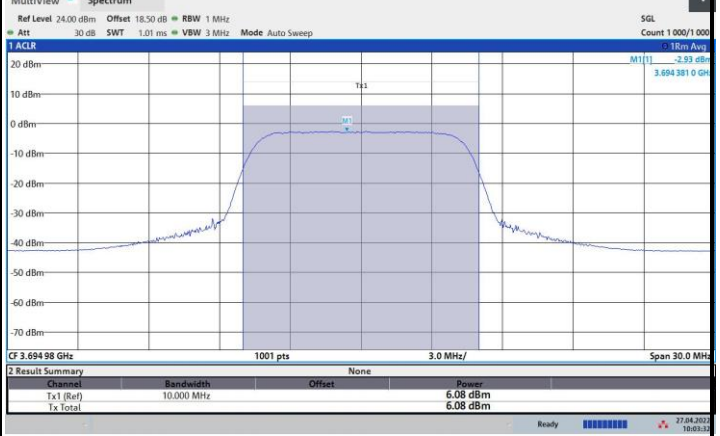
FR1 n48 / 10MHz / Highest Channel / Conducted (dBm/10MHz)

QPSK

16QAM



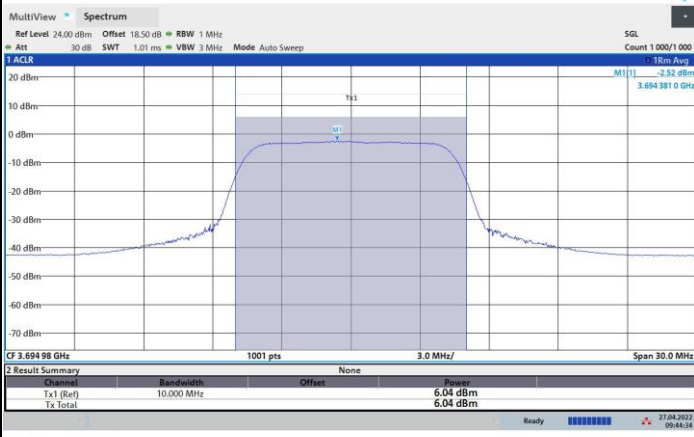
10:18:44 27.04.2022



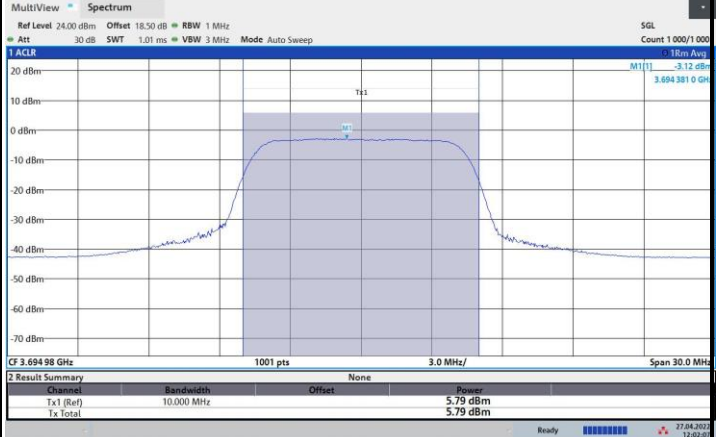
10:03:33 27.04.2022

64QAM

256QAM



09:44:35 27.04.2022



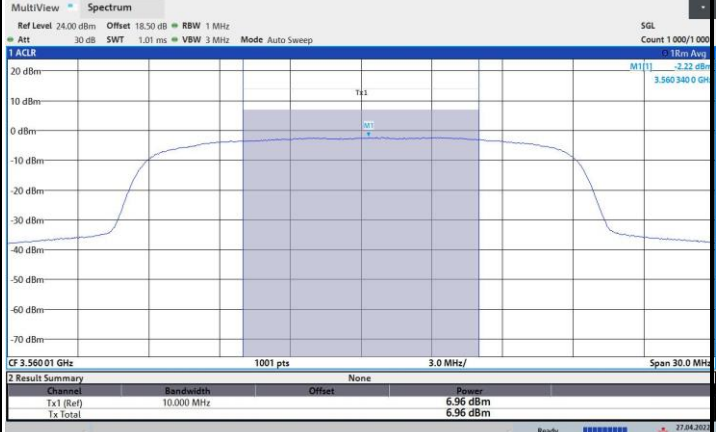
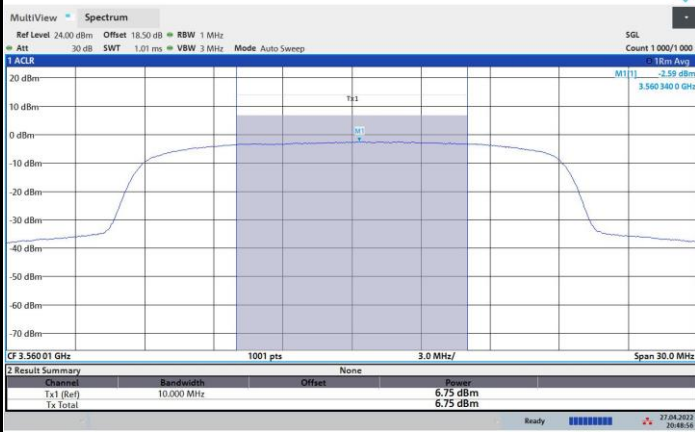
12:02:08 27.04.2022



FR1 n48 / 20MHz / Lowest Channel / Conducted (dBm/10MHz)

QPSK

16QAM



64QAM

256QAM

