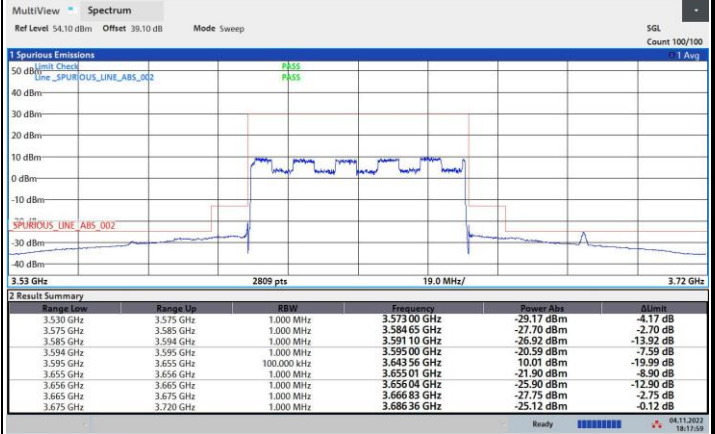




FR1 n48 / 60MHz / Middle Channel / MASK

QPSK

16QAM

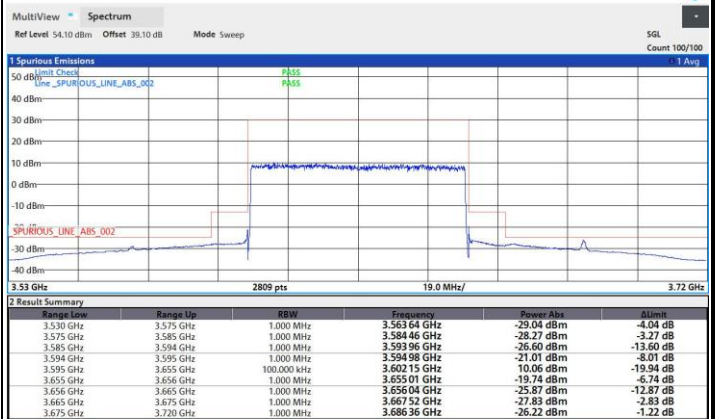
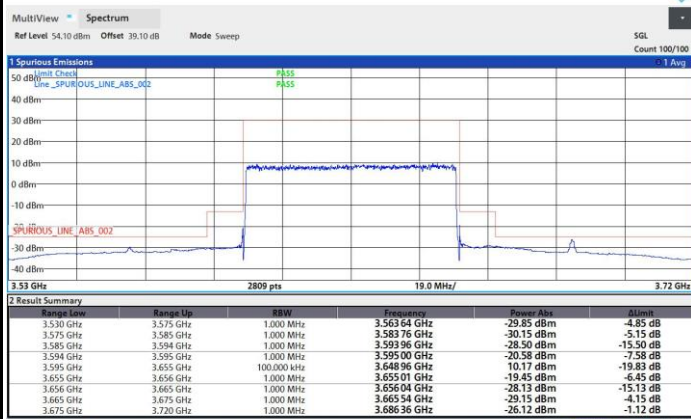


06:45:23 19.10.2022

18:17:59 04.11.2022

64QAM

256QAM



16:17:04 19.10.2022

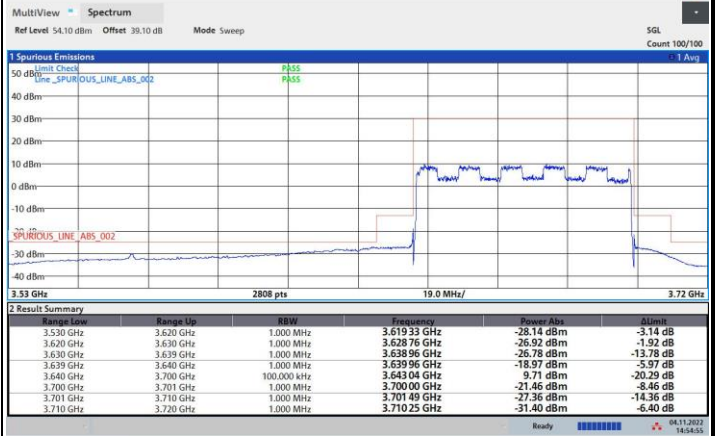
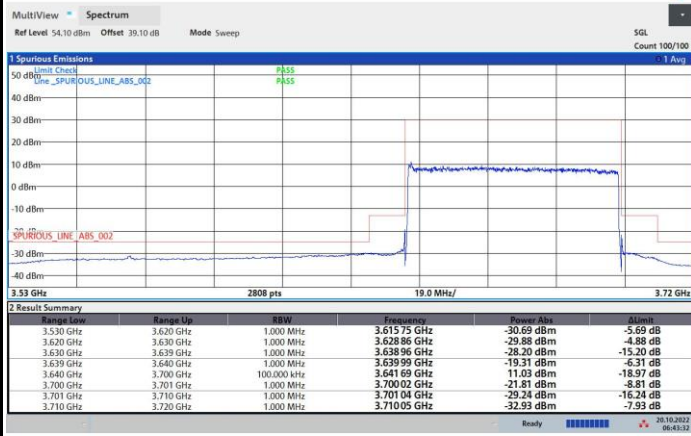
10:55:24 22.10.2022



FR1 n48 / 60MHz / Highest Channel / MASK

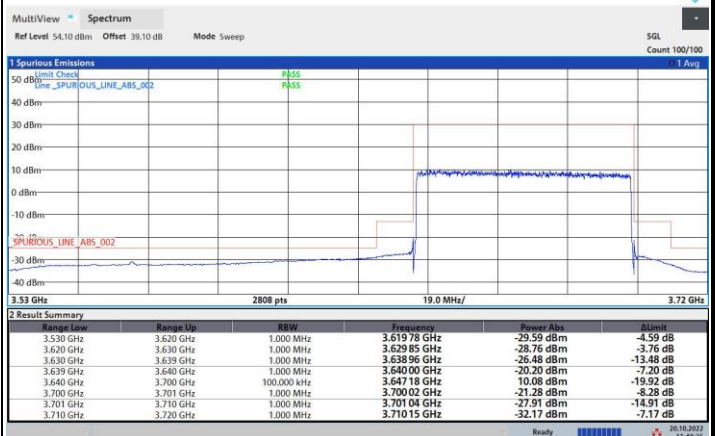
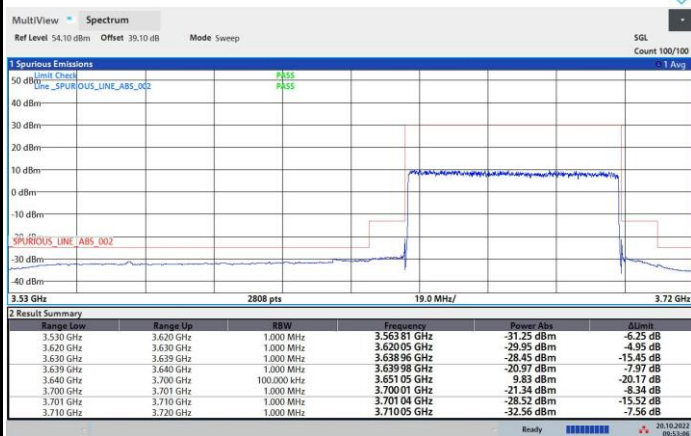
QPSK

16QAM



64QAM

256QAM

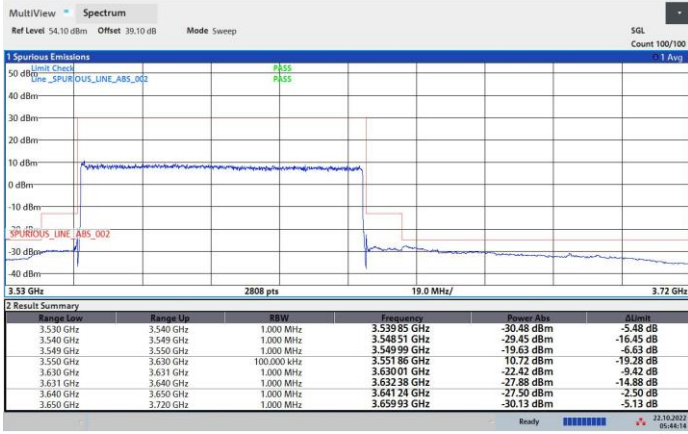




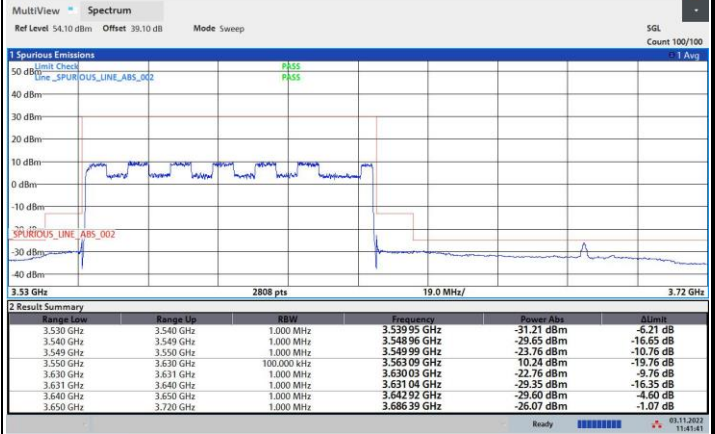
FR1 n48 / 80MHz / Lowest Channel / MASK

QPSK

16QAM



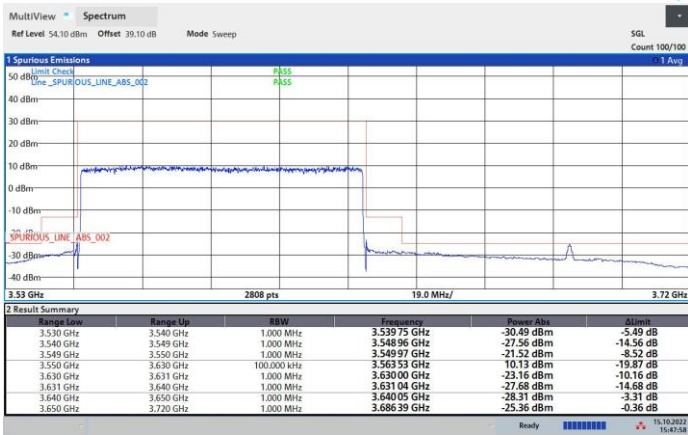
05:44:15 22.10.2022



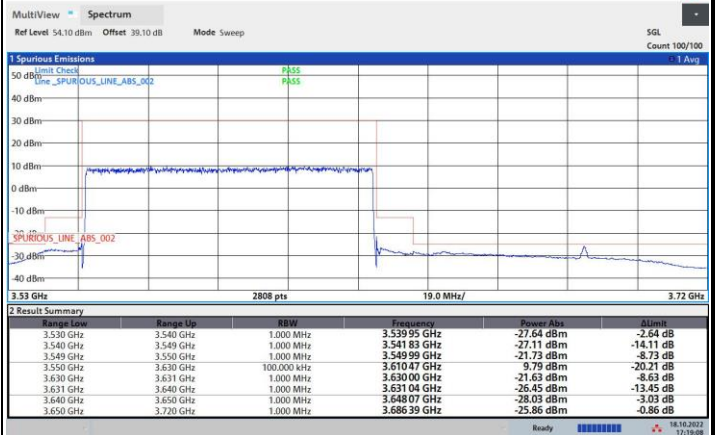
11:41:42 03.11.2022

64QAM

256QAM



15:47:59 15.10.2022



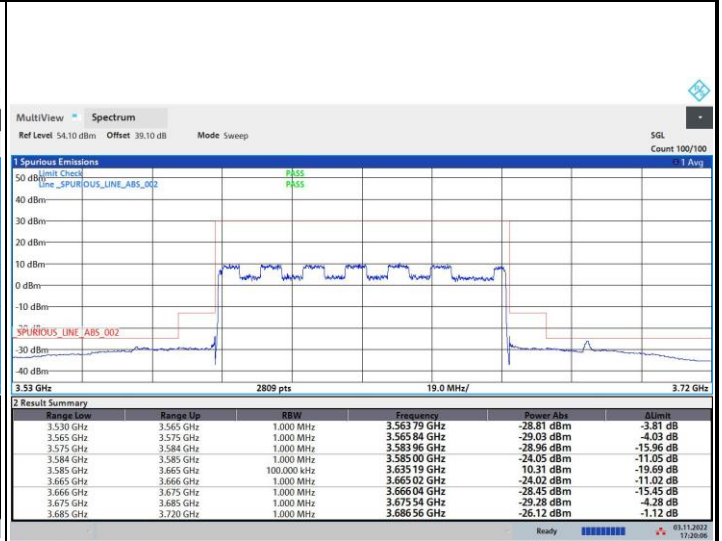
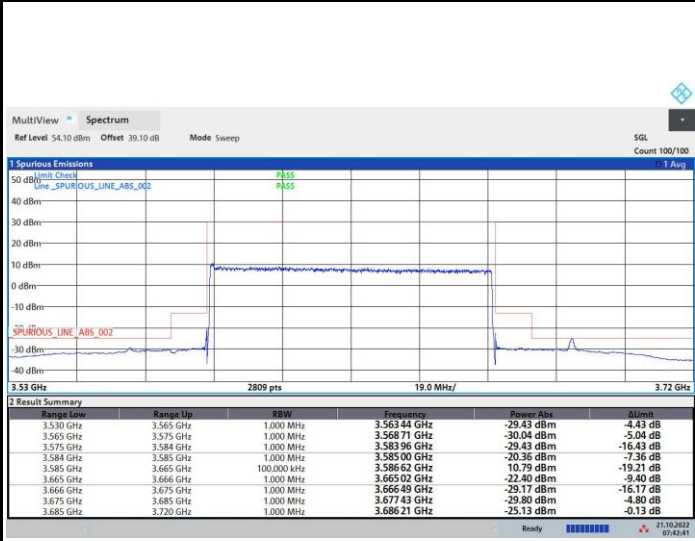
17:19:08 18.10.2022



FR1 n48 / 80MHz / Middle Channel / MASK

QPSK

16QAM

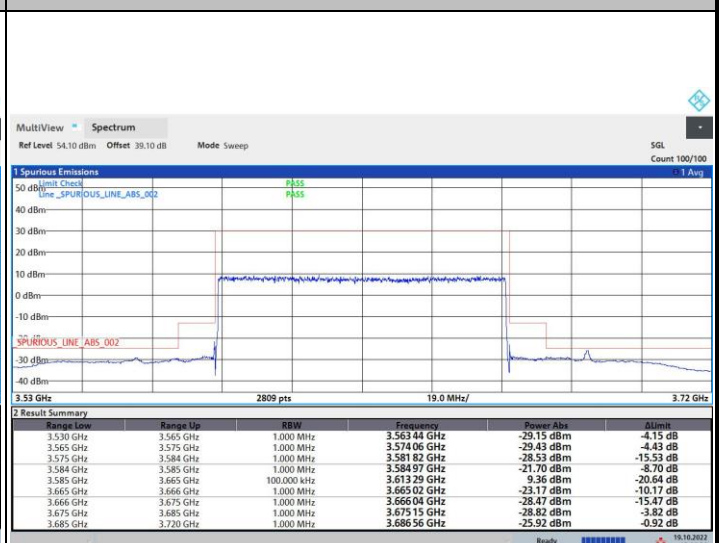
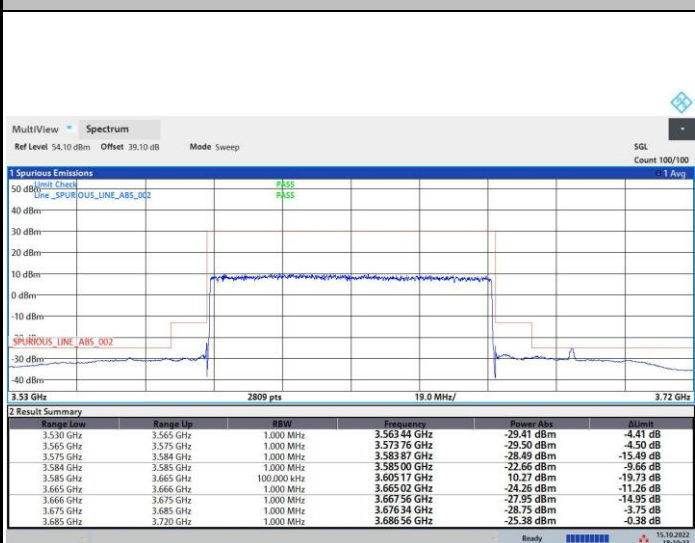


07:42:41 21.10.2022

17:20:07 03.11.2022

64QAM

256QAM



18:10:33 15.10.2022

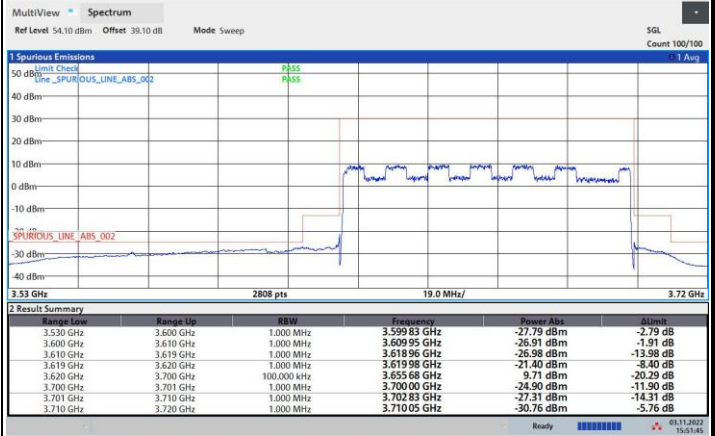
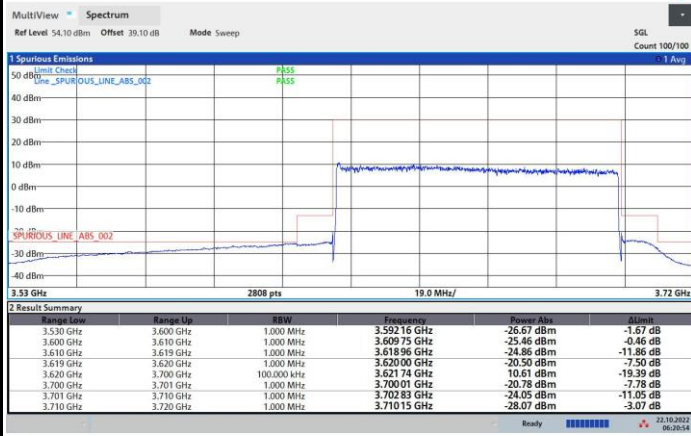
15:14:37 19.10.2022



FR1 n48 / 80MHz / Highest Channel / MASK

QPSK

16QAM

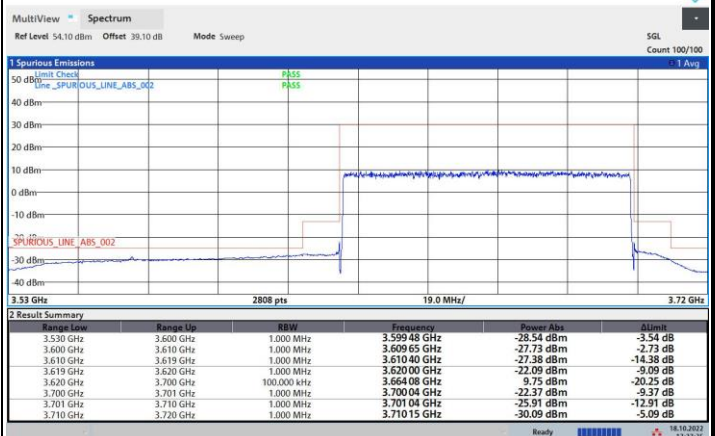
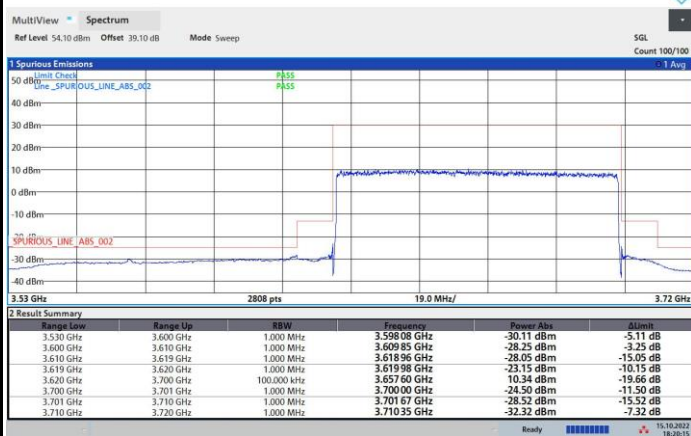


06:20:55 22.10.2022

15:51:45 03.11.2022

64QAM

256QAM



18:20:15 15.10.2022

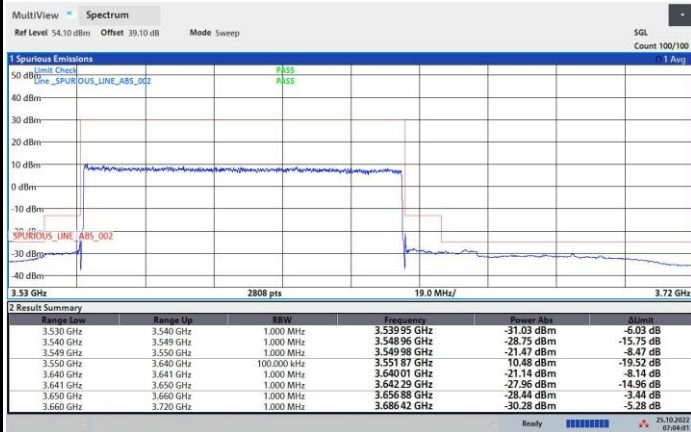
17:27:36 18.10.2022



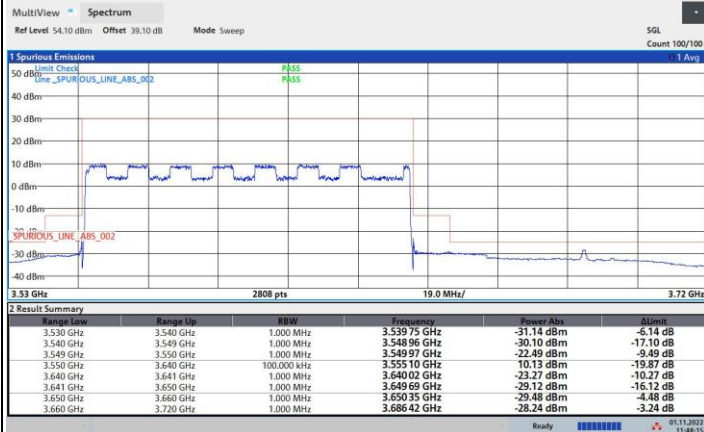
FR1 n48 / 90MHz / Lowest Channel / MASK

QPSK

16QAM



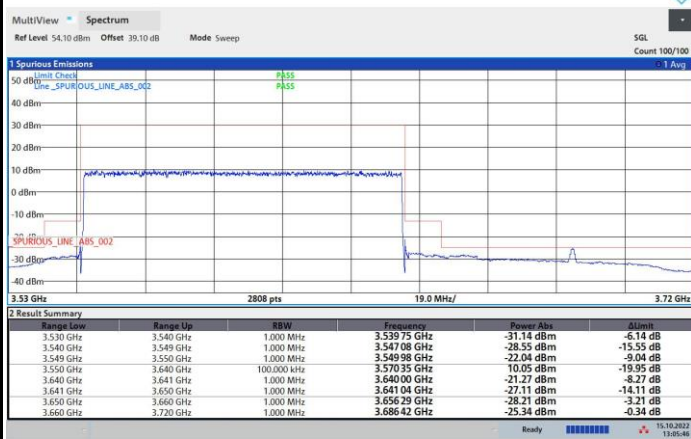
07:04:01 25.10.2022



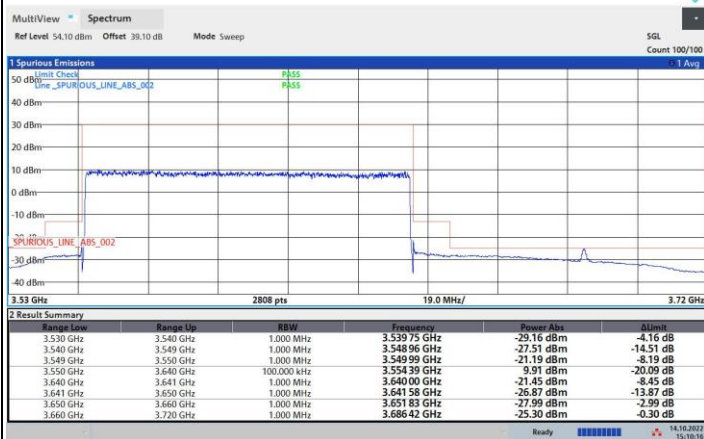
11:40:16 01.11.2022

64QAM

256QAM



13:05:47 15.10.2022



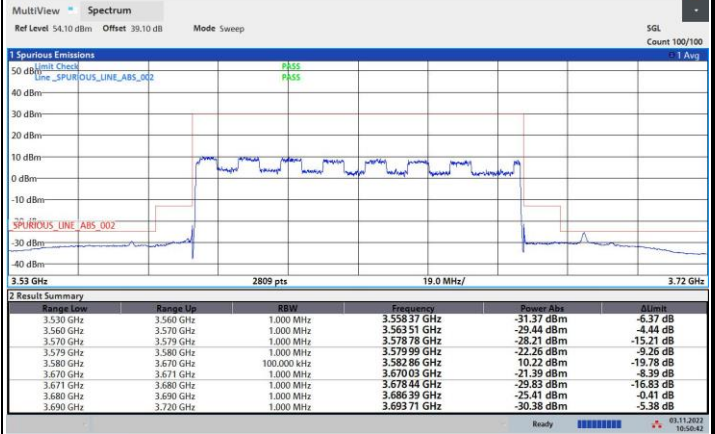
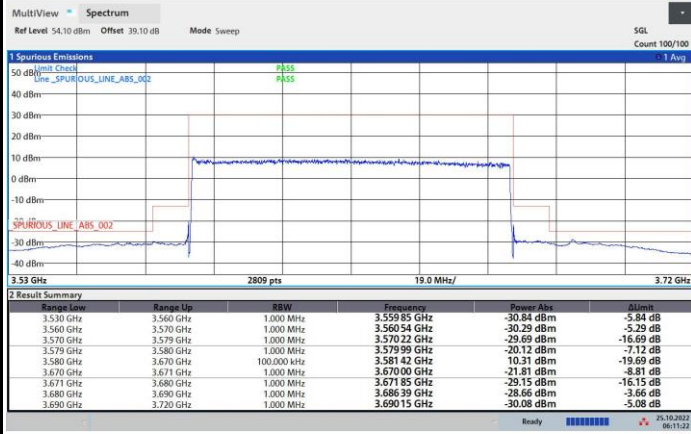
15:10:16 14.10.2022



FR1 n48 / 90MHz / Middle Channel / MASK

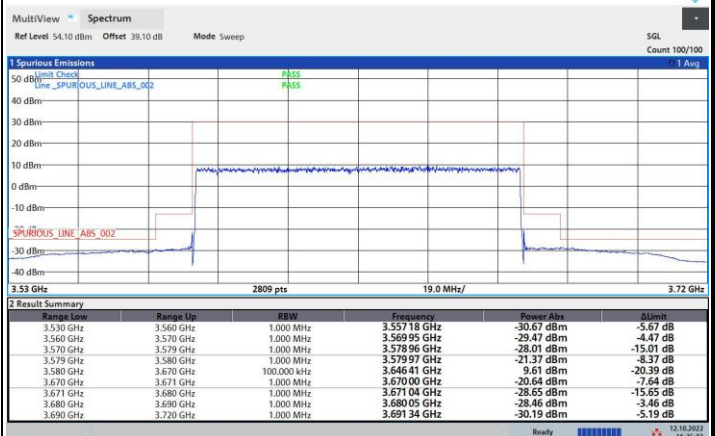
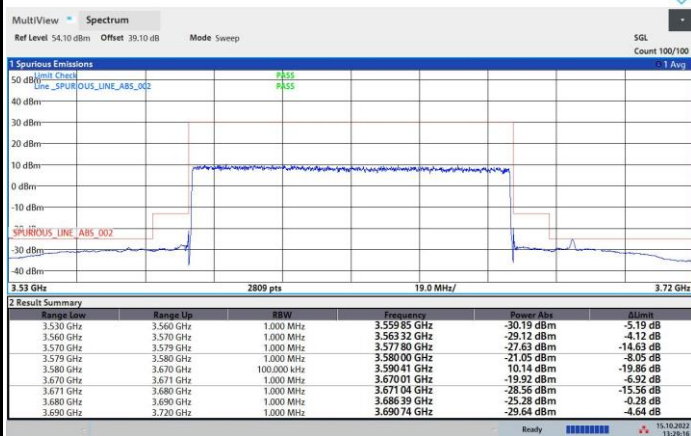
QPSK

16QAM



64QAM

256QAM

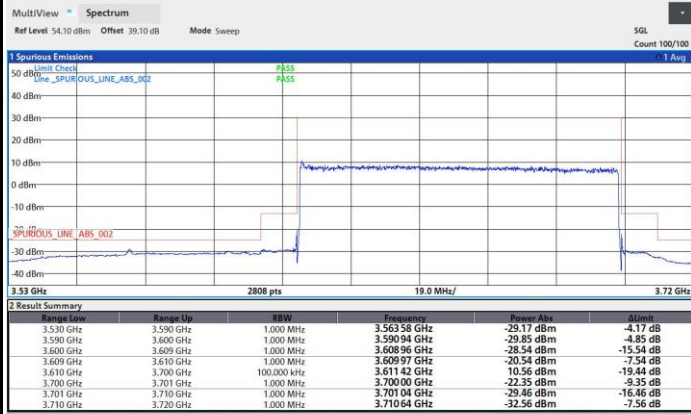




FR1 n48 / 90MHz / Highest Channel / MASK

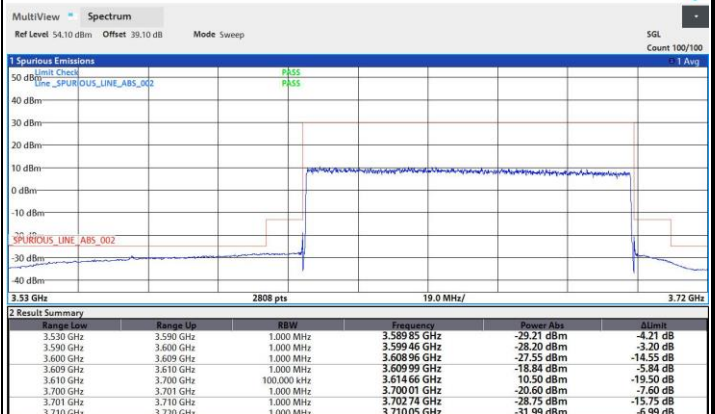
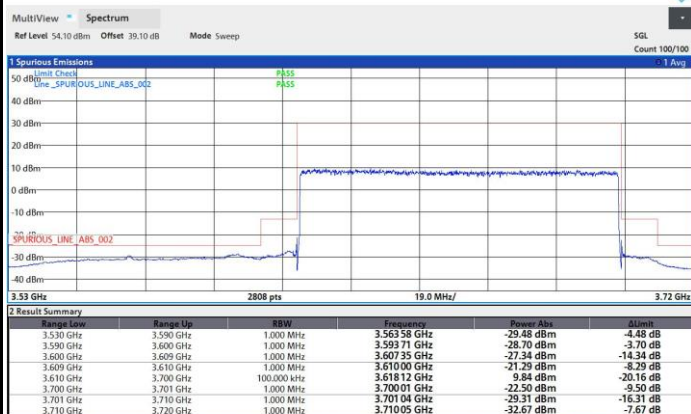
QPSK

16QAM



64QAM

256QAM

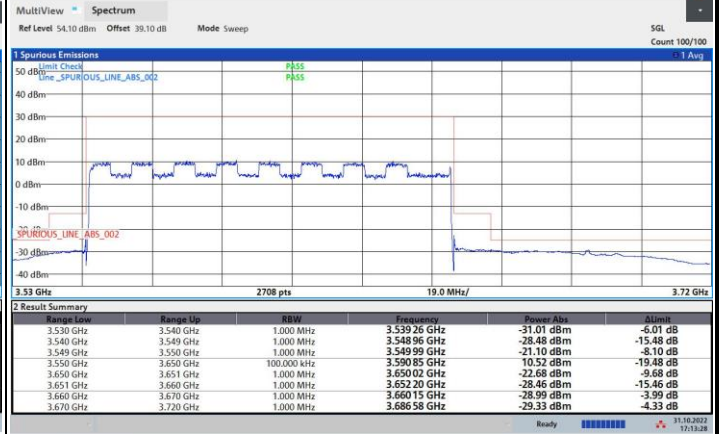
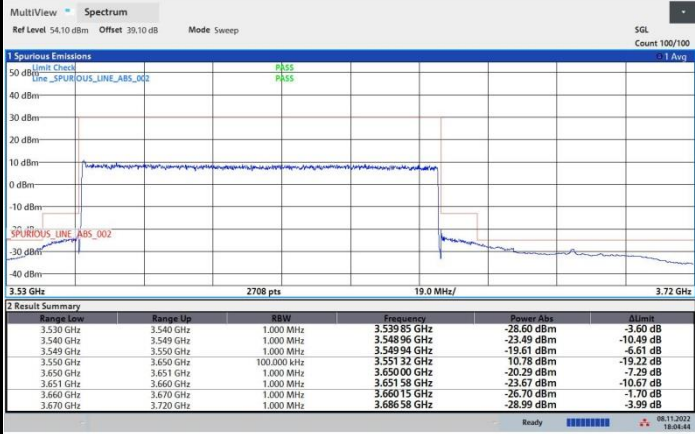




FR1 n48 / 100MHz / Lowest Channel / MASK

QPSK

16QAM

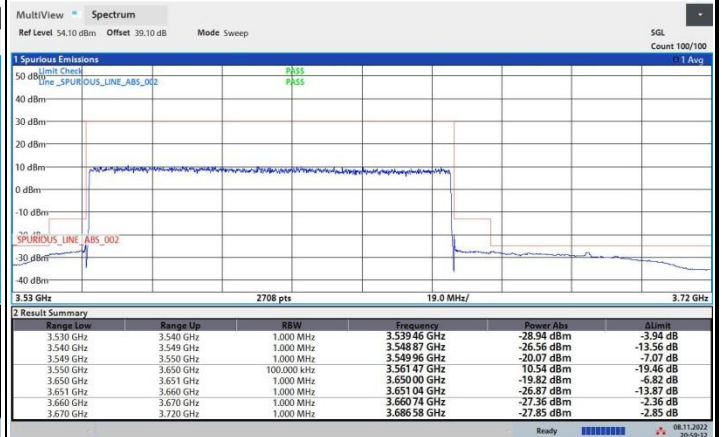
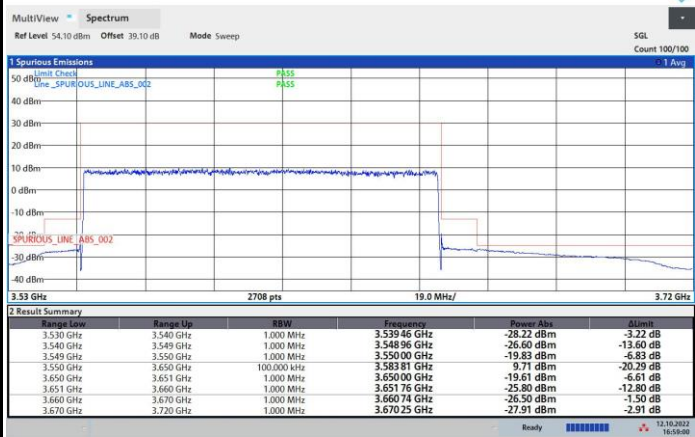


18:04:45 08.11.2022

17:13:29 31.10.2022

64QAM

256QAM



16:59:00 12.10.2022

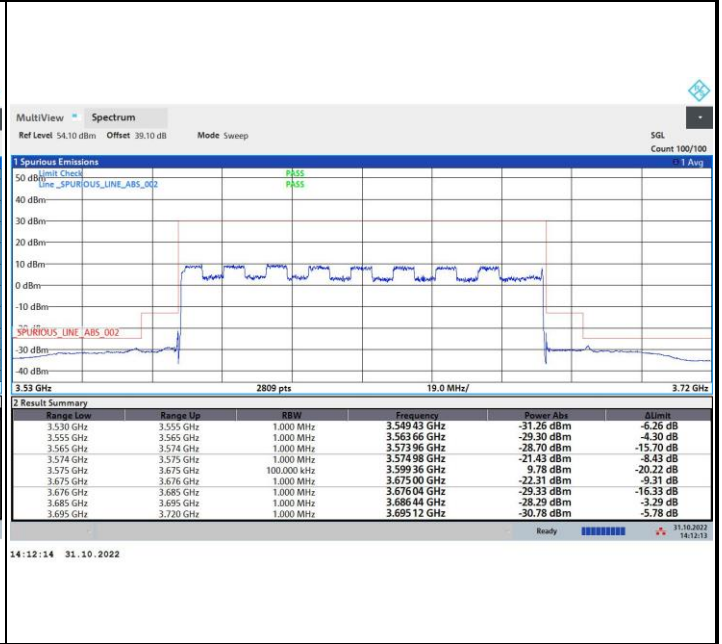
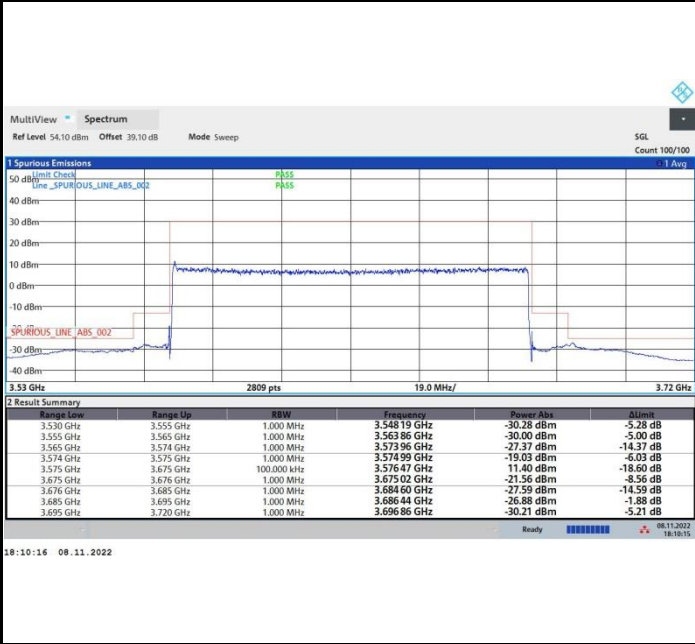
20:59:33 08.11.2022



FR1 n48 / 100MHz / Middle Channel / MASK

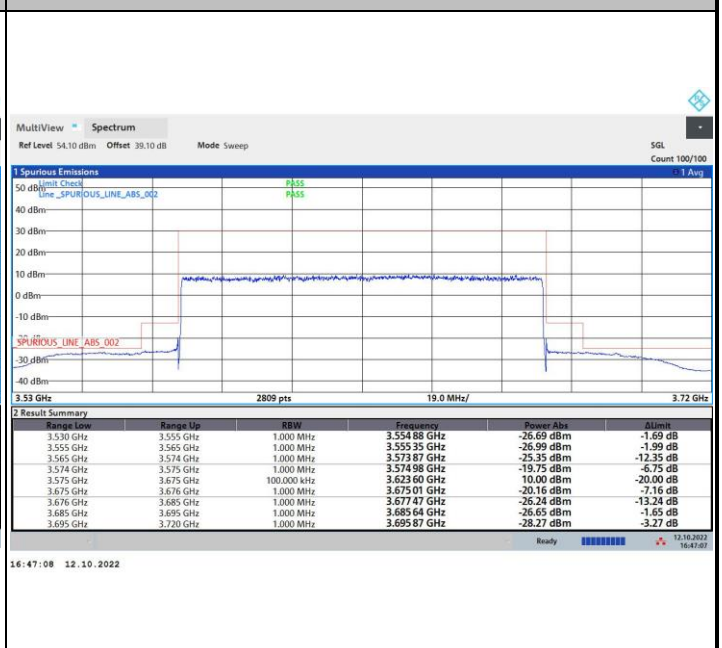
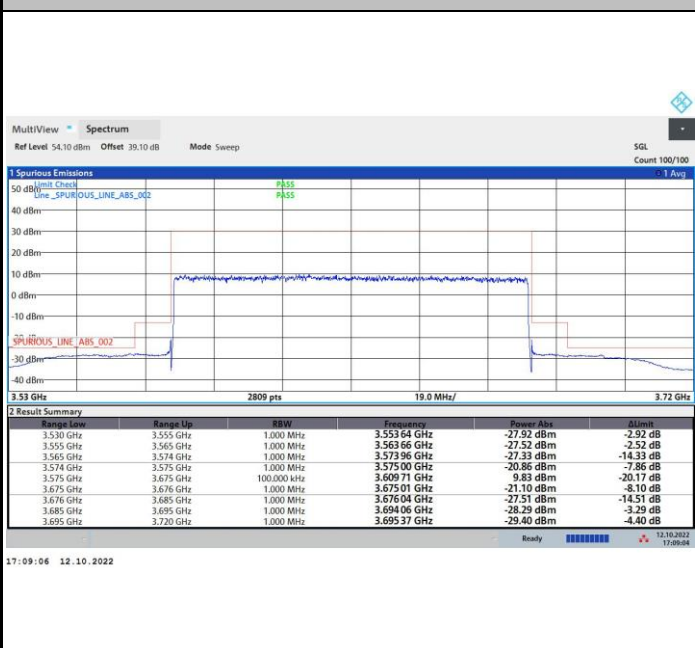
QPSK

16QAM



64QAM

256QAM

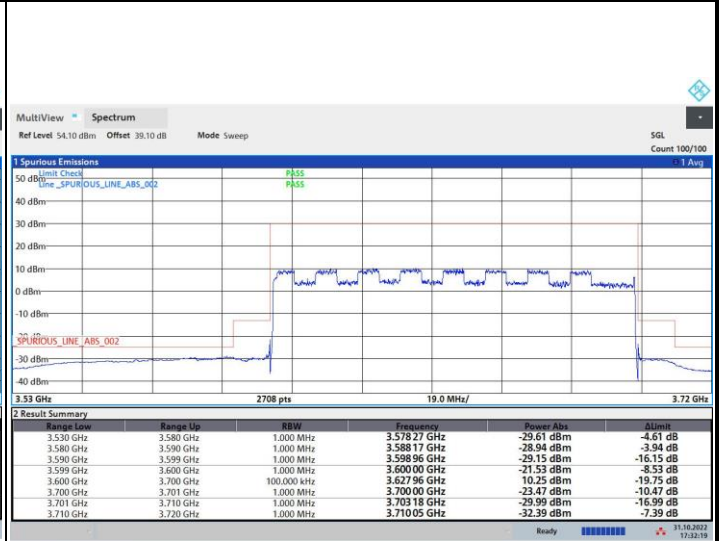
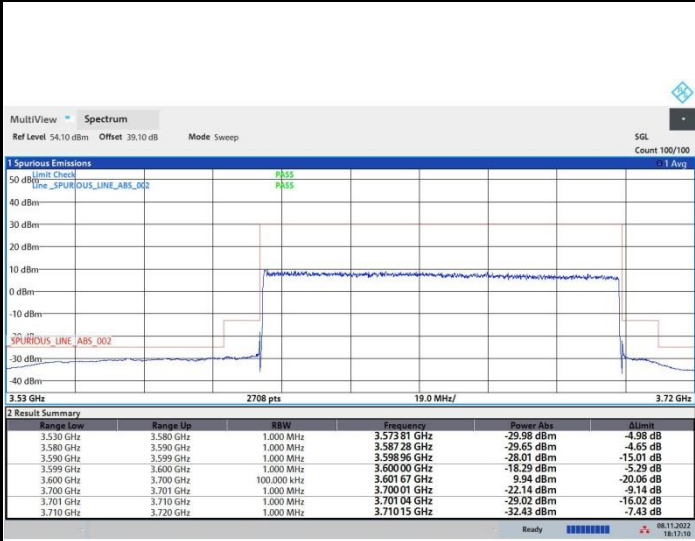




FR1 n48 / 100MHz / Highest Channel / MASK

QPSK

16QAM

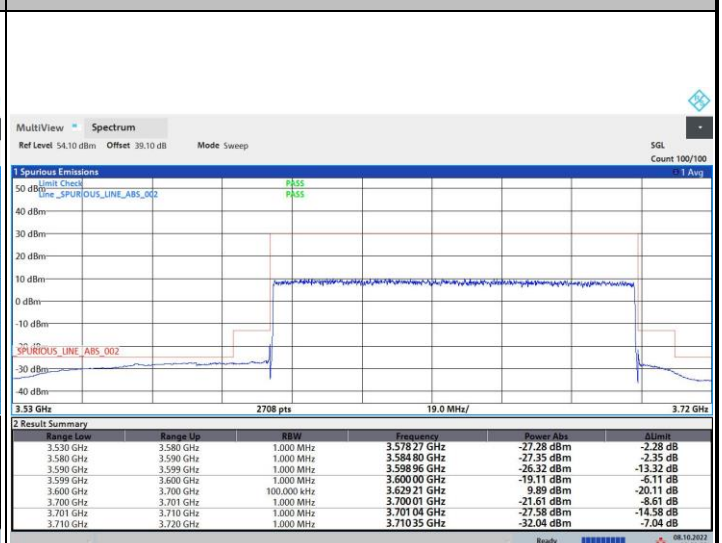
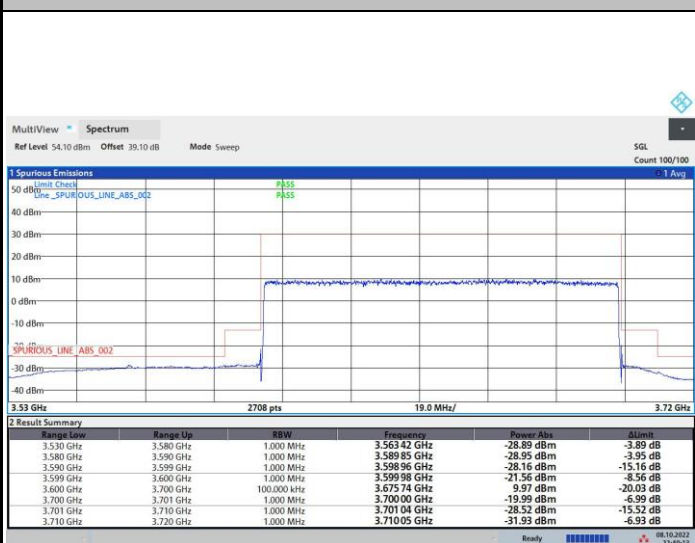


18:17:10 08.11.2022

17:32:19 31.10.2022

64QAM

256QAM



22:40:14 08.10.2022

14:01:09 08.10.2022



Conducted Spurious Emission

FR1 n48 / 10MHz / QPSK / CSE

Lowest Channel

Middle Channel



Highest Channel

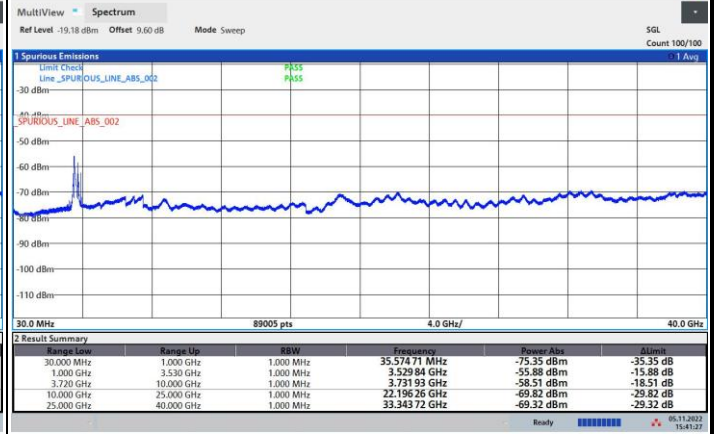
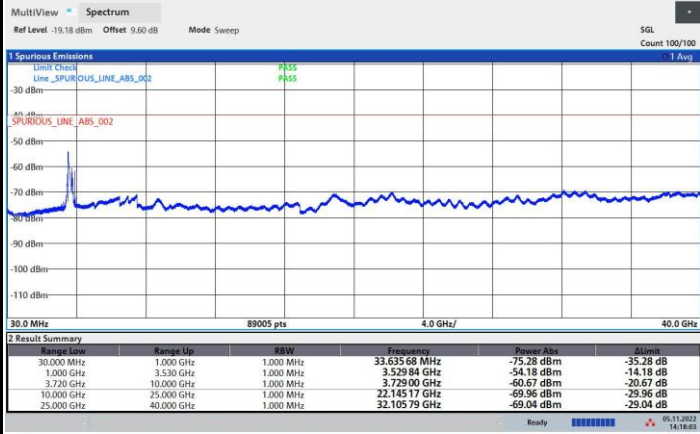




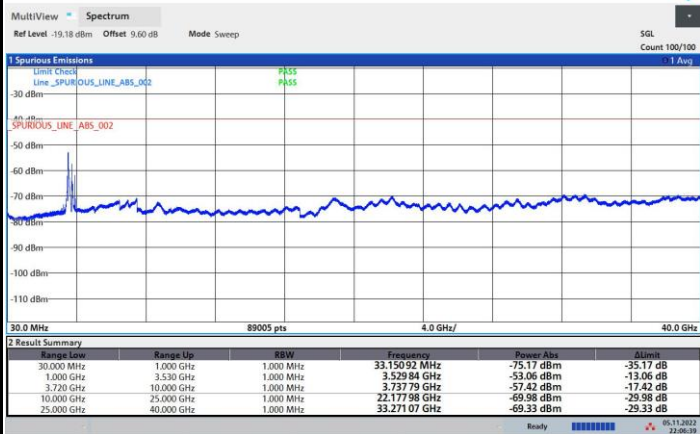
FR1 n48 / 20MHz / QPSK / CSE

Lowest Channel

Middle Channel



Highest Channel

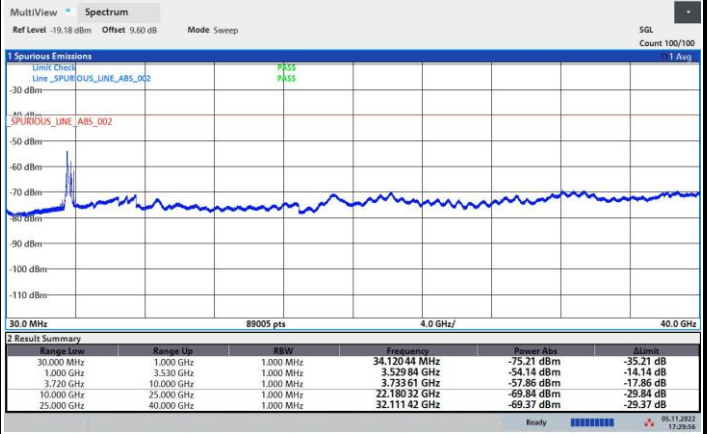
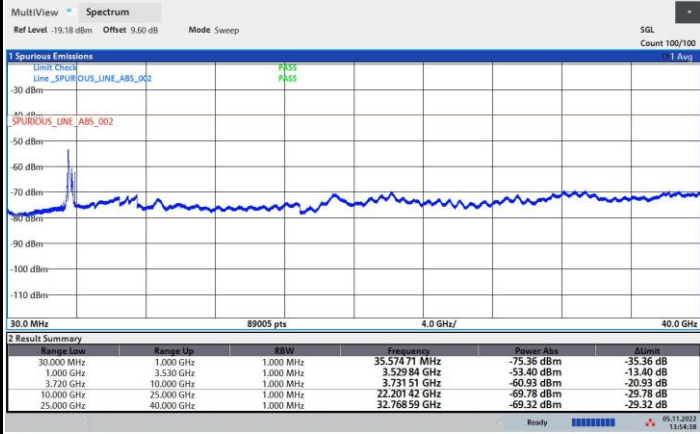




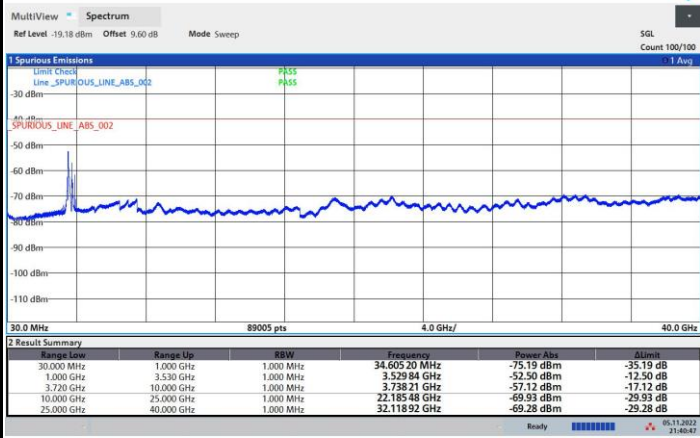
FR1 n48 / 40MHz / QPSK / CSE

Lowest Channel

Middle Channel



Highest Channel

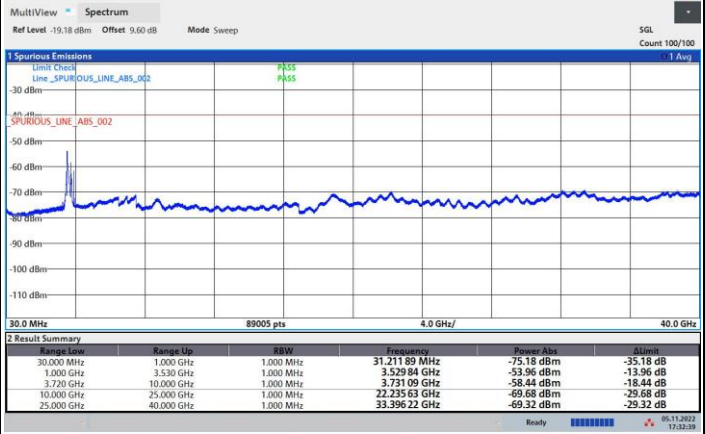
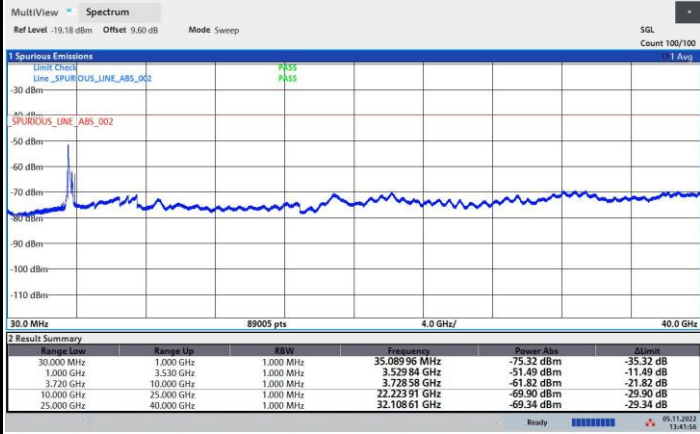




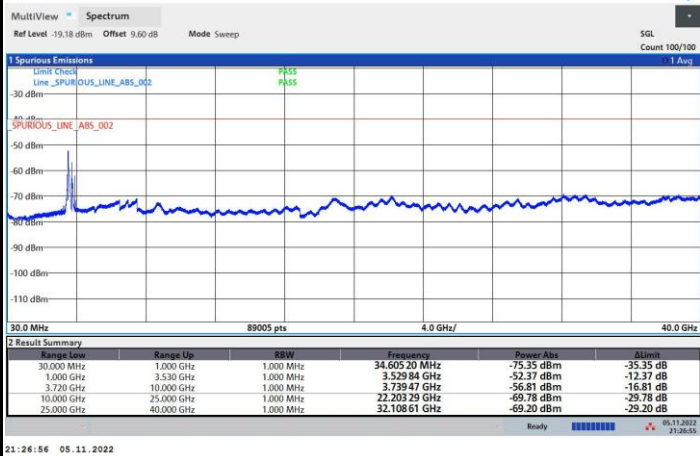
FR1 n48 / 50MHz / QPSK / CSE

Lowest Channel

Middle Channel



Highest Channel

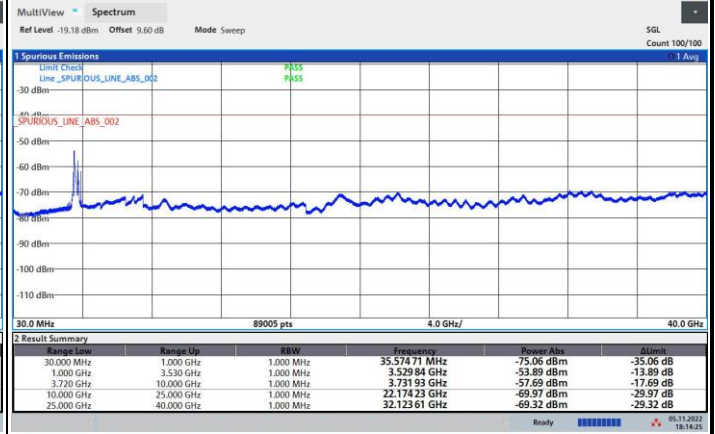
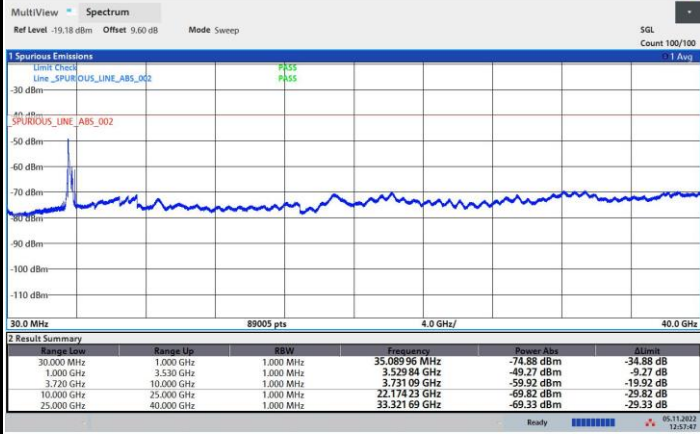




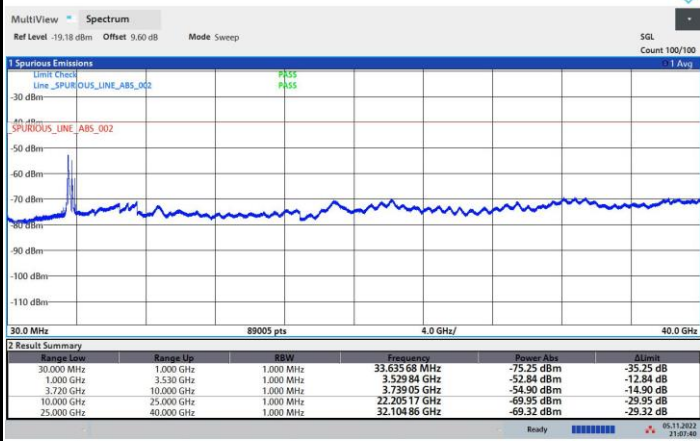
FR1 n48 / 60MHz / QPSK / CSE

Lowest Channel

Middle Channel



Highest Channel

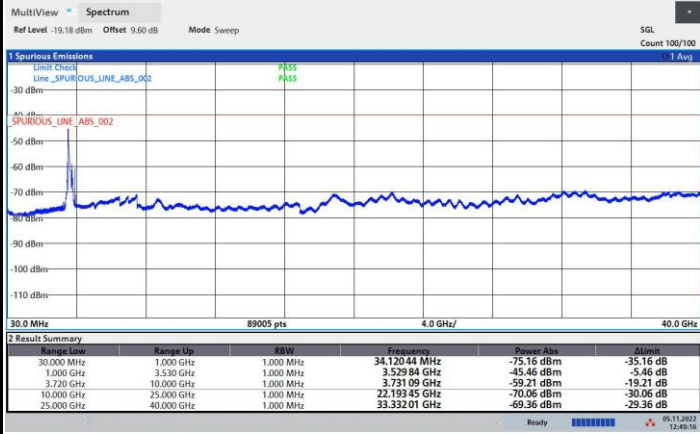




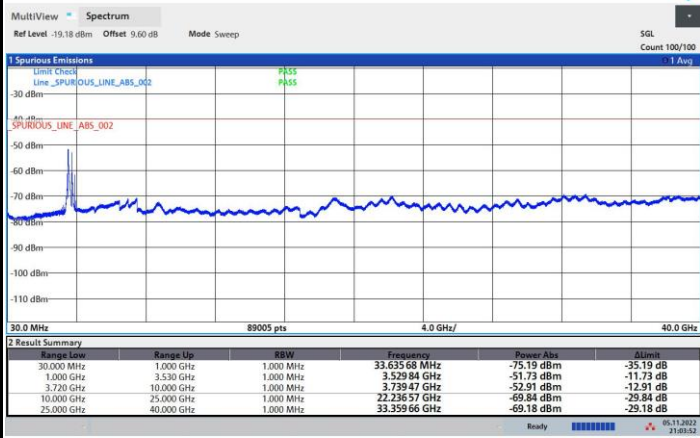
FR1 n48 / 80MHz / QPSK / CSE

Lowest Channel

Middle Channel



Highest Channel

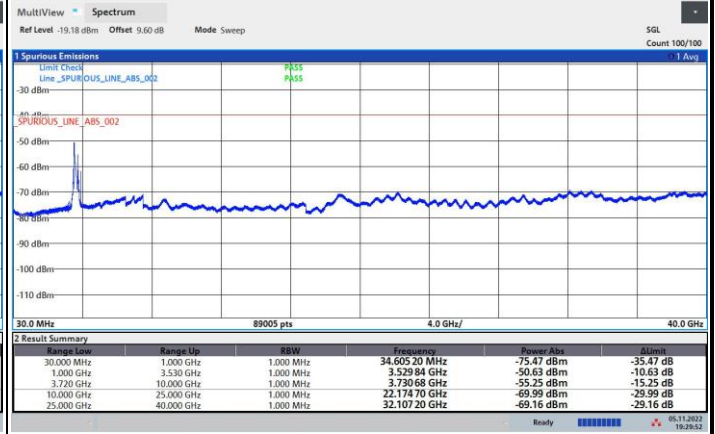
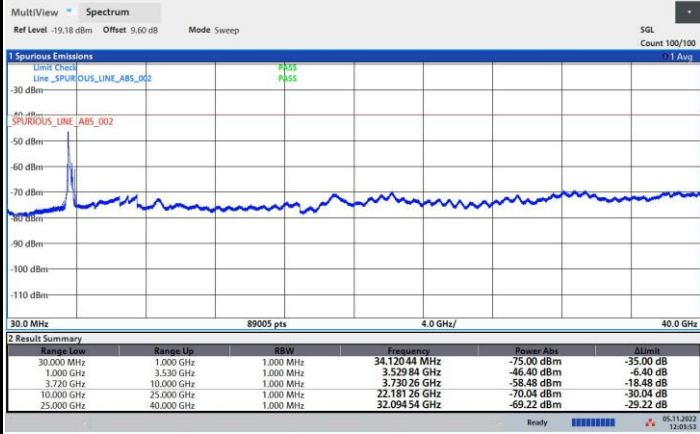




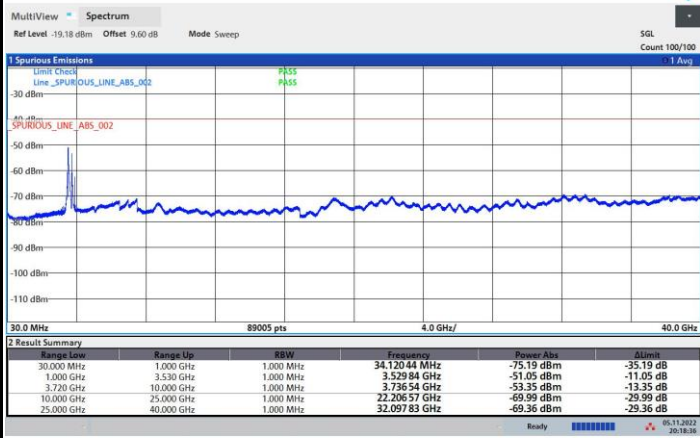
FR1 n48 / 90MHz / QPSK / CSE

Lowest Channel

Middle Channel



Highest Channel

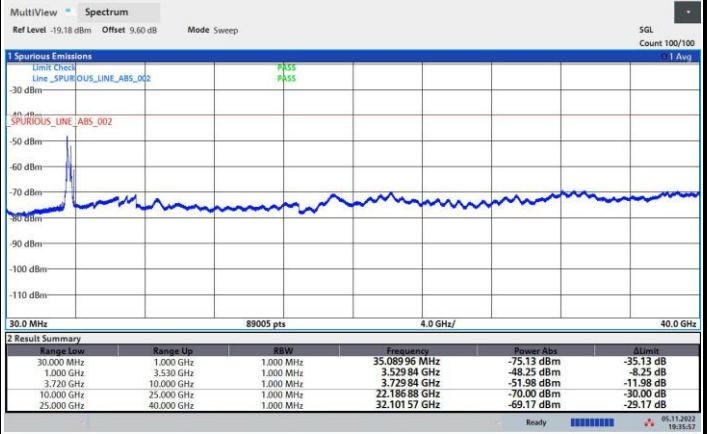
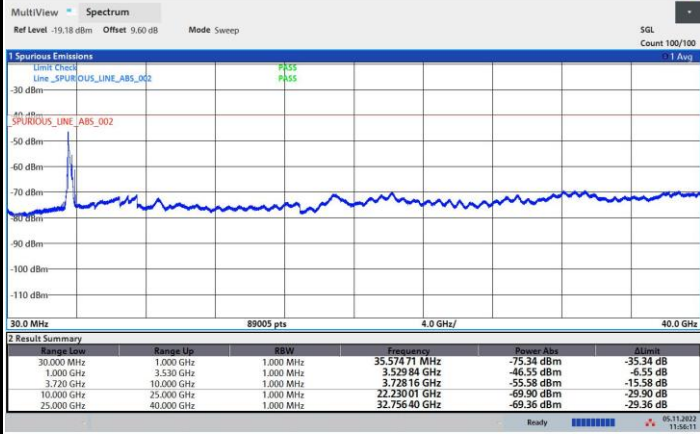




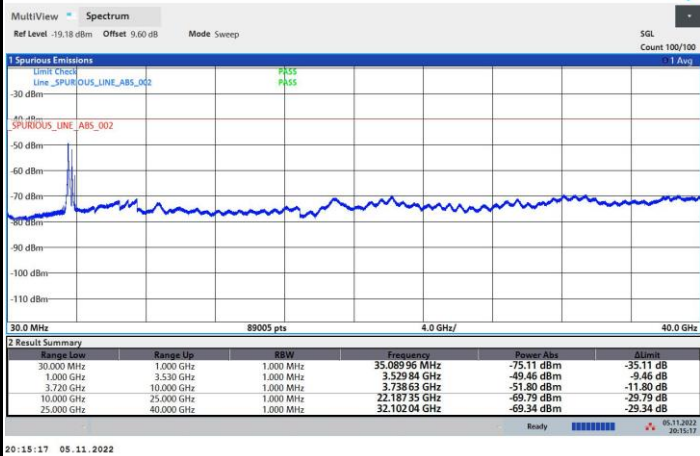
FR1 n48 / 100MHz / QPSK / CSE

Lowest Channel

Middle Channel



Highest Channel





Frequency Stability

Test Conditions		FR1 n48 (QPSK) / Middle Channel	Limit
Temperature (°C)	Voltage (Volt)	BW 10MHz	Note 2.
		Frequency Offset (ppm)	Result
50	Normal Voltage	0.0028	PASS
40	Normal Voltage	0.0102	
30	Normal Voltage	0.0028	
20(Ref.)	Normal Voltage	0.0000	
10	Normal Voltage	0.0050	
0	Normal Voltage	0.0033	
-10	Normal Voltage	0.0055	
-20	Normal Voltage	0.0006	
-30	Normal Voltage	0.0041	
20	Maximum Voltage	0.0055	
20	Normal Voltage	0.0074	
20	Minimum Voltage	0.0086	

Note:

- 1. Normal Voltage = 110 V. ; Minimum Voltage = 100 V. ; Maximum Voltage = 240 V.
- 2. The frequency fundamental emissions stay within the authorized frequency block.



Appendix B. Test Results of Radiated Test

<MIMO 4TX>

5G NR n48

5G NR n48 / 100MHz / PI/2 BPSK									
Channel	Frequency (MHz)	EIRP (dBm)	Limit (dBm)	Margin (dB)	SPA Reading (dBm)	S.G. Power (dBm)	TX Cable loss (dB)	TX Antenna Gain (dBi)	Polarization (H/V)
Lowest	7200	-55.11	-40	-15.11	-52.51	-64.57	1.84	11.30	H
	10820	-52.50	-40	-12.50	-54.44	-60.89	2.22	10.61	H
	14401	-48.25	-40	-8.25	-56.17	-57.78	2.63	12.16	H
	18000	-61.65	-40	-21.65	-72.05	-45.39	23.16	6.90	H
	21600	-62.25	-40	-22.25	-76.31	-77.35	3.40	18.50	H
	25200	-60.24	-40	-20.24	-77.54	-75.13	3.75	18.64	H
									H
	7200	-43.44	-40	-3.44	-41.24	-52.90	1.84	11.30	V
	10820	-54.02	-40	-14.02	-55.64	-62.41	2.22	10.61	V
	14401	-46.85	-40	-6.85	-55.07	-56.38	2.63	12.16	V
	18000	-61.86	-40	-21.86	-71.95	-45.60	23.16	6.90	V
	21600	-62.50	-40	-22.50	-76.24	-77.60	3.40	18.50	V
	25200	-60.37	-40	-20.37	-77.38	-75.26	3.75	18.64	V
	Middle	7250	-57.66	-40	-17.66	-55.18	-67.12	1.87	11.33
10875		-53.13	-40	-13.13	-55.18	-61.49	2.21	10.58	H
14500		-47.73	-40	-7.73	-55.74	-57.21	2.62	12.10	H
18125		-61.34	-40	-21.34	-71.86	-75.71	3.23	17.60	H
21750		-62.77	-40	-22.77	-76.98	-77.98	3.44	18.65	H
25375		-59.89	-40	-19.89	-77.21	-74.95	3.79	18.85	H
									H
7250		-56.47	-40	-16.47	-54.31	-65.93	1.87	11.33	V
10875		-53.78	-40	-13.78	-55.62	-62.14	2.21	10.58	V
14500		-47.41	-40	-7.41	-55.93	-56.89	2.62	12.10	V
18125		-61.88	-40	-21.88	-72.11	-76.25	3.23	17.60	V
21750		-62.32	-40	-22.32	-76.19	-77.53	3.44	18.65	V
25375		-59.66	-40	-19.66	-76.7	-74.72	3.79	18.85	V



Highest	7300	-55.98	-40	-15.98	-53.61	-65.44	1.89	11.35	H
	10950	-51.63	-40	-11.63	-53.82	-59.95	2.21	10.53	H
	14600	-48.57	-40	-8.57	-56.62	-58.28	2.61	12.32	H
	18250	-63.07	-40	-23.07	-73.7	-77.43	3.24	17.60	H
	21900	-62.71	-40	-22.71	-77.07	-78.03	3.48	18.80	H
	25550	-60.70	-40	-20.70	-78.1	-75.88	3.83	19.01	H
									H
	7300	-44.44	-40	-4.44	-42.31	-53.90	1.89	11.35	V
	10950	-53.70	-40	-13.70	-55.76	-62.02	2.21	10.53	V
	14600	-44.71	-40	-4.71	-53.47	-54.42	2.61	12.32	V
	18250	-63.91	-40	-23.91	-74.28	-78.27	3.24	17.60	V
	21900	-63.13	-40	-23.13	-77.13	-78.45	3.48	18.80	V
	25550	-60.79	-40	-20.79	-77.92	-75.97	3.83	19.01	V
									V

Remark: Spurious emissions within 30-1000MHz were found more than 20dB below limit line.