

## Appendix C. Setup Photographs


### <Conducted Emission>




<Radiated Emission>

X Plane for Ant. 1 and MIMO<Ant 1 + 2>

LF




HF



Z Plane for Ant. 2

LF



HF

