

Appendix C. Setup Photographs


<Conducted Emission>




<Radiated Emission>

Z Plane for Ant. 2

LF




HF



Y Plane for Ant. 1 and Ant. 1+2

LF



HF

