

# SAR TEST REPORT

<b>Equipment Under Test</b>	EZ Connect™N 802.11n Wireless USB 2.0 Adapter
<b>Model Number</b>	SMCWUSB-N2
<b>Company Name</b>	Accton Technology Corp.
<b>Company Address</b>	NO.1,Creation 3rd Rd, Science-based Industrial Park, Hsinchu300,Taiwan,R.O.C
<b>Date of Receipt</b>	2009.06.30
<b>Date of Test(s)</b>	2009.08.24 - 2009.09.07
<b>Date of Issue</b>	2009.09.08

Standards:

**FCC OET Bulletin 65 supplement C,  
ANSI/IEEE C95.1 , C95.3, IEEE 1528**

In the configuration tested, the EUT complied with the standards specified above.

## Remarks:

This report details the results of the testing carried out on one sample, the results contained in this test report do not relate to other samples of the same product. The manufacturer should ensure that all products in series production are in conformity with the product sample detailed in this report.

This report may only be reproduced and distributed in full. If the product in this report is used in any configuration other than that detailed in the report, the manufacturer must ensure the new system complies with all relevant standards. Any mention of SGS Taiwan Electronic & Communication Laboratory or testing done by SGS Taiwan Electronic & Communication Laboratory in connection with distribution or use of the product described in this report must be approved by SGS Taiwan Electronic & Communication Laboratory in writing.

Tested by : Antony Wu Date : 2009.09.08  
Engineer

Approved by : Robert Chang Date : 2009.09.08  
Tech. Manager

Unless otherwise stated the results shown in this test report refer only to the sample(s) tested and such sample(s) are retained for 90 days only. This test report cannot be reproduced, except in full, without prior written permission of the Company. 除非另有說明，此報告結果僅對測試之樣品負責，同時此樣品僅保留90天。本報告未經本公司書面許可，不可部份複製。

This document is issued by the Company subject to its General Conditions of Service ([www.sgs.com/terms\\_and\\_conditions.htm](http://www.sgs.com/terms_and_conditions.htm)) and Terms and Conditions for Electronic Documents ([www.sgs.com/terms\\_e-document.htm](http://www.sgs.com/terms_e-document.htm)). Attention is drawn to the limitations of liability, indemnification and jurisdictional issues established therein. Even if printed this electronic document is to be treated as an original within the meaning of UCP 600 article 20b. The authenticity of this document may be verified at [www.sgs.com/authentication](http://www.sgs.com/authentication). Any holder of this document is advised that information contained hereon reflects the Company's findings at the time of its intervention only and within the limits of client's instructions, if any. The Company's sole responsibility is to its Client and this document does not exonerate parties to a transaction from exercising all their rights and obligations under the transaction documents.

# Contents

<b>1. General Information.....</b>	<b>3</b>
<b>1.1 Testing Laboratory.....</b>	<b>3</b>
<b>1.2 Details of Applicant.....</b>	<b>3</b>
<b>1.3 Description of EUT .....</b>	<b>3</b>
<b>1.4 Test Environment.....</b>	<b>4</b>
<b>1.5 Operation description .....</b>	<b>4</b>
<b>1.6 The SAR Measurement System .....</b>	<b>5</b>
<b>1.7 System Components .....</b>	<b>7</b>
<b>1.8 SAR System Verification .....</b>	<b>8</b>
<b>1.9 Tissue Simulant Fluid for the Frequency Band.....</b>	<b>9</b>
<b>1.10 EVALUATION PROCEDURES .....</b>	<b>10</b>
<b>1.11 Test Standards and Limits .....</b>	<b>12</b>
<b>2. Summary of Results .....</b>	<b>14</b>
<b>3. Instruments List.....</b>	<b>19</b>
<b>4. Measurements.....</b>	<b>20</b>
<b>5. SAR System Performance Verification.....</b>	<b>80</b>
<b>6. DAE &amp; Probe Calibration certificate.....</b>	<b>82</b>
<b>7. Uncertainty Analysis.....</b>	<b>92</b>
<b>8. Phantom Description.....</b>	<b>93</b>
<b>9. System Validation from Original equipment supplier.....</b>	<b>94</b>

Unless otherwise stated the results shown in this test report refer only to the sample(s) tested and such sample(s) are retained for 90 days only. This test report cannot be reproduced, except in full, without prior written permission of the Company. 除非另有說明，此報告結果僅對測試之樣品負責，同時此樣品僅保留90天。本報告未經本公司書面許可，不可部份複製。

This document is issued by the Company subject to its General Conditions of Service ([www.sgs.com/terms\\_and\\_conditions.htm](http://www.sgs.com/terms_and_conditions.htm)) and Terms and Conditions for Electronic Documents ([www.sgs.com/terms\\_e-document.htm](http://www.sgs.com/terms_e-document.htm)). Attention is drawn to the limitations of liability, indemnification and jurisdictional issues established therein. Even if printed this electronic document is to be treated as an original within the meaning of UCP 600 article 20b. The authenticity of this document may be verified at [www.sgsonsite.com/authentication](http://www.sgsonsite.com/authentication). Any holder of this document is advised that information contained hereon reflects the Company's findings at the time of its intervention only and within the limits of client's instructions, if any. The Company's sole responsibility is to its Client and this document does not exonerate parties to a transaction from exercising all their rights and obligations under the transaction documents.

# 1. General Information

## 1.1 Testing Laboratory

SGS Taiwan Ltd. Electronics & Communication Laboratory	
134, Wu Kung Road, Wuku industrial zone	
Taipei county, Taiwan, R.O.C.	
Telephone	+886-2-2299-3279
Fax	+886-2-2298-0488
Internet	<a href="http://www.tw.sgs.com">http://www.tw.sgs.com</a>

## 1.2 Details of Applicant

Name	Accton Technology Corp.
Address	NO.1,Creation 3rd Rd, Science-based Industrial Park, Hsinchu300,Taiwan,R.O.C
Telephone	+1 949-679-8056
Fax	+1 949-679-3405
Contact Person	Peggie.lee
E-mail	Peggie.lee@smc.com

## 1.3 Description of EUT

EUT Name	EZ Connect™N 802.11n Wirless USB 2.0 Adapter
Brand Name	SMC
Model Number	SMCWUSB-N2
Mode of Operation	WLAN802.11 b/g/n
FCC ID	HEDSMCWUSBN2
Duty Cycle	WLAN 802.11b/g/n
	1
Modulation mode	WLAN 802.11b/g/n

Unless otherwise stated the results shown in this test report refer only to the sample(s) tested and such sample(s) are retained for 90 days only. This test report cannot be reproduced, except in full, without prior written permission of the Company. 除非另有說明，此報告結果僅對測試之樣品負責，同時此樣品僅保留90天。本報告未經本公司書面許可，不可部份複製。

This document is issued by the Company subject to its General Conditions of Service ([www.sgs.com/terms\\_and\\_conditions.htm](http://www.sgs.com/terms_and_conditions.htm)) and Terms and Conditions for Electronic Documents ([www.sgs.com/terms\\_e-document.htm](http://www.sgs.com/terms_e-document.htm)). Attention is drawn to the limitations of liability, indemnification and jurisdictional issues established therein. Even if printed this electronic document is to be treated as an original within the meaning of UCP 600 article 20b. The authenticity of this document may be verified at [www.sgsonsite.com/authentication](http://www.sgsonsite.com/authentication). Any holder of this document is advised that information contained hereon reflects the Company's findings at the time of its intervention only and within the limits of client's instructions, if any. The Company's sole responsibility is to its Client and this document does not exonerate parties to a transaction from exercising all their rights and obligations under the transaction documents.

	CCK / OFDM			
Maximum RF Conducted Power (Average)	WLAN 802.11b	WLAN 802.11g	WLAN 802.11n(20m)	WLAN 802.11n(40m)
	13.47dbm	13.48dbm	13.73dbm	14.59dbm
TX Frequency range (MHz)	WLAN 802.11b/g/n(20m)		WLAN 802.11n(40m)	
	2412 - 2462		2422-2452	
Channel Number (ARFCN)	WLAN 802.11b/g/n(20m)		WLAN 802.11n(40m)	
	1 - 11		1-7	
Antenna Type	Internal Antenna			
VOIP Function	No			
Definition	Production unit			
Max. SAR Measured (1 g)	<p style="text-align: center;"><b>1.1mW/g</b></p> <p style="text-align: center;"><b>At Configuration 1_ WLAN 802.11 b _CH1</b></p>			

## 1.4 Test Environment

Ambient Temperature: 22 ± 2°C

Tissue Simulating Liquid: 22 ± 2°C

## 1.5 Operation description

The EUT is a USB Data Modem. When we use it, it will be defined as a portable device since the Notebook will place on the thigh, so SAR measurement is mandatory. The EUT is controlled by chip-specific software installed in notebook, and the communication between the EUT and the tester is established by air link. Measurements are performed respectively on the lowest, middle and highest channels of the operating band(s). The EUT is set to maximum power level during all tests.

By using the program subordinated in the computer, and change into the written channel, and then test of set in highest power. We will test it with 5 configurations , according to KDB447498

Configuration 1: Back side of the EUT is paralleled with flat phantom, and spacing between EUT and Phantom is 4 mm. (Appendix-Fig.3)

Unless otherwise stated the results shown in this test report refer only to the sample(s) tested and such sample(s) are retained for 90 days only. This test report cannot be reproduced, except in full, without prior written permission of the Company. 除非另有說明，此報告結果僅對測試之樣品負責，同時此樣品僅保留90天。本報告未經本公司書面許可，不可部份複製。

This document is issued by the Company subject to its General Conditions of Service ([www.sgs.com/terms\\_and\\_conditions.htm](http://www.sgs.com/terms_and_conditions.htm)) and Terms and Conditions for Electronic Documents ([www.sgs.com/terms\\_e-document.htm](http://www.sgs.com/terms_e-document.htm)). Attention is drawn to the limitations of liability, indemnification and jurisdictional issues established therein. Even if printed this electronic document is to be treated as an original within the meaning of UCP 600 article 20b. The authenticity of this document may be verified at [www.sgsonsite.com/authentication](http://www.sgsonsite.com/authentication). Any holder of this document is advised that information contained hereon reflects the Company's findings at the time of its intervention only and within the limits of client's instructions, if any. The Company's sole responsibility is to its Client and this document does not exonerate parties to a transaction from exercising all their rights and obligations under the transaction documents.

Configuration 2: Front side of the EUT is paralleled with flat phantom, and spacing between EUT and Phantom is 4 mm. (Appendix-Fig.4)

Configuration 3: Bottom side of the Notebook is paralleled and contacted with flat phantom, and left side of the EUT is paralleled with flat phantom. (Appendix-Fig.5)

Configuration 4: Bottom side of the Notebook is paralleled and contacted with flat phantom, and right side of the EUT is paralleled with flat phantom. (Appendix-Fig.6)

Configuration 5: Tip of EUT is paralleled with flat phantom, and contact it. (Appendix-Fig.7)

## 1.6 The SAR Measurement System

A photograph of the SAR measurement System is given in Fig. a. This SAR Measurement System uses a Computer-controlled 3-D stepper motor system ( SPEAG DASY 5 professional system ). A Model ES3DV3 field probe is used to determine the internal electric fields. The SAR can be obtained from the equation  $SAR = \sigma (|E|^2) / \rho$  where  $\sigma$  and  $\rho$  are the conductivity and mass density of the tissue-simulant.

The DASY5 system for performing compliance tests consists of the following items:

- A standard high precision 6-axis robot (Staubli RX family) with controller, teach pendant and software. An arm extension is for accommodating the data acquisition electronics (DAE).
- A dosimetric probe, i.e., an isotropic E-field probe optimized and calibrated for usage in tissue simulating liquid. The probe is equipped with an optical surface detector system.
- A data acquisition electronics (DAE) which performs the signal amplification, signal multiplexing, AD-conversion, offset measurements, mechanical surface detection, collision detection, etc. The unit is battery powered with standard or rechargeable batteries. The signal is optically transmitted to the EOC.

Unless otherwise stated the results shown in this test report refer only to the sample(s) tested and such sample(s) are retained for 90 days only. This test report cannot be reproduced, except in full, without prior written permission of the Company. 除非另有說明，此報告結果僅對測試之樣品負責，同時此樣品僅保留90天。本報告未經本公司書面許可，不可部份複製。

This document is issued by the Company subject to its General Conditions of Service ([www.sgs.com/terms\\_and\\_conditions.htm](http://www.sgs.com/terms_and_conditions.htm)) and Terms and Conditions for Electronic Documents ([www.sgs.com/terms\\_e-document.htm](http://www.sgs.com/terms_e-document.htm)). Attention is drawn to the limitations of liability, indemnification and jurisdictional issues established therein. Even if printed this electronic document is to be treated as an original within the meaning of UCP 600 article 20b. The authenticity of this document may be verified at [www.sgsonsite.com/authentication](http://www.sgsonsite.com/authentication). Any holder of this document is advised that information contained hereon reflects the Company's findings at the time of its intervention only and within the limits of client's instructions, if any. The Company's sole responsibility is to its Client and this document does not exonerate parties to a transaction from exercising all their rights and obligations under the transaction documents.

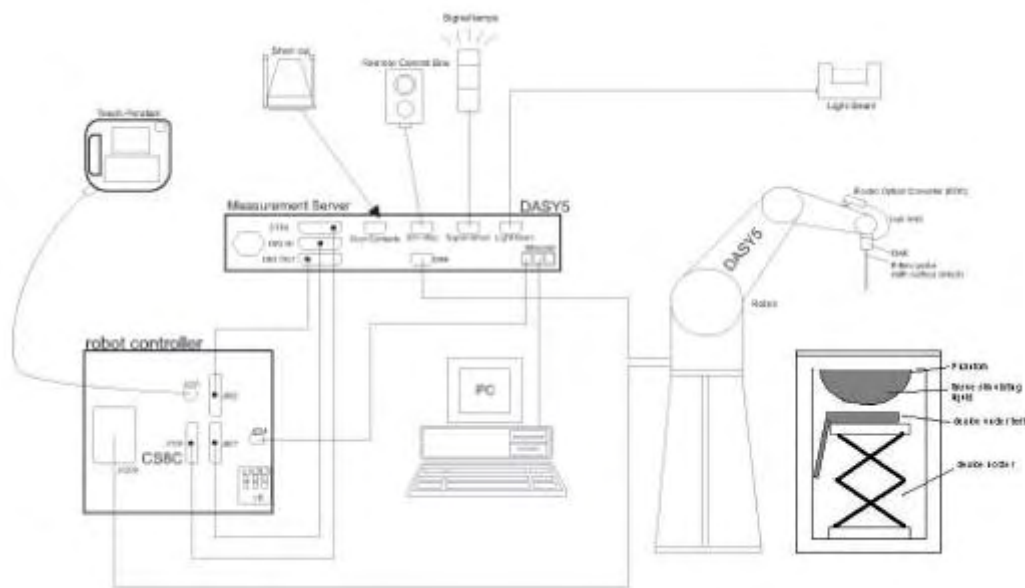


Fig.a The block diagram of SAR system.


- The Electro-optical converter (EOC) performs the conversion between optical and electrical of the signals for the digital communication to the DAE and for the analog signal from the optical surface detection. The EOC is connected to the measurement server.
- The function of the measurement server is to perform the time critical tasks such as signal filtering, control of the robot operation and fast movement interrupts.
- A probe alignment unit which improves the (absolute) accuracy of the probe positioning.
  - A computer operating Windows 2000 or Windows XP.
  - DASY5 software.
- Remote control with teach pendant and additional circuitry for robot safety such as warning lamps, etc.
- The device holder(Supporter) for Notebook is made by POM(polyoxymethylene resin), which is non-metal and non-conductive.The height can be adjusted to fit varies kind of notebooks.
- Tissue simulating liquid mixed according to the given recipes.
- Validation dipole kits allowing to validate the proper functioning of the system.

Unless otherwise stated the results shown in this test report refer only to the sample(s) tested and such sample(s) are retained for 90 days only. This test report cannot be reproduced, except in full, without prior written permission of the Company. 除非另有說明，此報告結果僅對測試之樣品負責，同時此樣品僅保留90天。本報告未經本公司書面許可，不可部份複製。

This document is issued by the Company subject to its General Conditions of Service ([www.sgs.com/terms\\_and\\_conditions.htm](http://www.sgs.com/terms_and_conditions.htm)) and Terms and Conditions for Electronic Documents ([www.sgs.com/terms\\_e-document.htm](http://www.sgs.com/terms_e-document.htm)). Attention is drawn to the limitations of liability, indemnification and jurisdictional issues established therein. Even if printed this electronic document is to be treated as an original within the meaning of UCP 600 article 20b. The authenticity of this document may be verified at [www.sgsonsite.com/authentication](http://www.sgsonsite.com/authentication). Any holder of this document is advised that information contained hereon reflects the Company's findings at the time of its intervention only and within the limits of client's instructions, if any. The Company's sole responsibility is to its Client and this document does not exonerate parties to a transaction from exercising all their rights and obligations under the transaction documents.

## 1.7 System Components

### ES3DV3 E-Field Probe


Construction	Symmetrical design with triangular core Built-in shielding against static charges PEEK enclosure material (resistant to organic solvents, e.g., DGBE)	
Calibration	Basic Broad Band Calibration in air Conversion Factors (CF) for HSL2450 MHZ Additional CF for other liquids and frequencies upon request	
Frequency	10 MHz to > 3 GHz; Linearity: $\pm 0.6$ dB (30 MHz to 6 GHz)	
Directivity	$\pm 0.3$ dB in HSL (rotation around probe axis) $\pm 0.5$ dB in tissue material (rotation normal to probe axis)	
Dynamic Range:	10 $\mu$ W/g to > 100 mW/g; Linearity: $\pm 0.6$ dB (noise: typically < 1 $\mu$ W/g)	
Dimensions	Overall length: 337 mm (Tip: 10 mm) Tip diameter: 4 mm (Body: 10 mm) Typical distance from probe tip to dipole centers: 2 mm	
Application	High precision dosimetric measurements in any exposure scenario (e.g., very strong gradient fields). Only probe which enables compliance testing for frequencies up to 6 GHz with precision of better 30%.	

### SAM PHANTOM V4.0C


Construction	<p>The shell corresponds to the specifications of the Specific Anthropomorphic Mannequin (SAM) phantom defined in IEEE 1528-200X, CENELEC 50361 and IEC 62209.</p> <p>It enables the dosimetric evaluation of left and right hand phone usage as well as body mounted usage at the flat phantom region. A cover prevents evaporation of the liquid. Reference markings on the phantom allow the complete setup of all predefined phantom positions and measurement grids by manually teaching three points with the robot.</p>
--------------	--

Unless otherwise stated the results shown in this test report refer only to the sample(s) tested and such sample(s) are retained for 90 days only. This test report cannot be reproduced, except in full, without prior written permission of the Company. 除非另有說明，此報告結果僅對測試之樣品負責，同時此樣品僅保留90天。本報告未經本公司書面許可，不可部份複製。

This document is issued by the Company subject to its General Conditions of Service ([www.sgs.com/terms\\_and\\_conditions.htm](http://www.sgs.com/terms_and_conditions.htm)) and Terms and Conditions for Electronic Documents ([www.sgs.com/terms\\_e-document.htm](http://www.sgs.com/terms_e-document.htm)). Attention is drawn to the limitations of liability, indemnification and jurisdictional issues established therein. Even if printed this electronic document is to be treated as an original within the meaning of UCP 600 article 20b. The authenticity of this document may be verified at [www.sgsonsite.com/authentication](http://www.sgsonsite.com/authentication). Any holder of this document is advised that information contained hereon reflects the Company's findings at the time of its intervention only and within the limits of client's instructions, if any. The Company's sole responsibility is to its Client and this document does not exonerate parties to a transaction from exercising all their rights and obligations under the transaction documents.

Shell Thickness	2 ± 0.2 mm	
Filling Volume	Approx. 25 liters	
Dimensions	Height: 850 mm; Length: 1000 mm; Width: 500 mm	

### DEVICE HOLDER

Construction	In combination with the Twin SAM Phantom V4.0/V4.0C or Twin SAM, the Mounting Device (made from POM) enables the rotation of the mounted transmitter in spherical coordinates, whereby the rotation point is the ear opening. The devices can be easily and accurately positioned according to IEC, IEEE, CENELEC, FCC or other specifications. The device holder can be locked at different phantom locations (left head, right head, flat phantom).	 Device Holder
--------------	---	---

### 1.8 SAR System Verification

The microwave circuit arrangement for system verification is sketched in Fig. b. The daily system accuracy verification occurs within the flat section of the SAM phantom. A SAR measurement was performed to see if the measured SAR was within +/- 5% from the target SAR values. These tests were done at 2450 MHz. The tests were conducted on the same days as the measurement of the DUT. The obtained results from the system accuracy verification are displayed in the table 1 (SAR values are normalized to 1W forward power delivered to the dipole). During the tests, the ambient temperature of the laboratory was in the range 22.2°C, the relative humidity was in the range 62% and the

Unless otherwise stated the results shown in this test report refer only to the sample(s) tested and such sample(s) are retained for 90 days only. This test report cannot be reproduced, except in full, without prior written permission of the Company. 除非另有說明，此報告結果僅對測試之樣品負責，同時此樣品僅保留90天。本報告未經本公司書面許可，不可部份複製。

This document is issued by the Company subject to its General Conditions of Service ([www.sgs.com/terms\\_and\\_conditions.htm](http://www.sgs.com/terms_and_conditions.htm)) and Terms and Conditions for Electronic Documents ([www.sgs.com/terms\\_e-document.htm](http://www.sgs.com/terms_e-document.htm)). Attention is drawn to the limitations of liability, indemnification and jurisdictional issues established therein. Even if printed this electronic document is to be treated as an original within the meaning of UCP 600 article 20b. The authenticity of this document may be verified at [www.sgsonsite.com/authentication](http://www.sgsonsite.com/authentication). Any holder of this document is advised that information contained hereon reflects the Company's findings at the time of its intervention only and within the limits of client's instructions, if any. The Company's sole responsibility is to its Client and this document does not exonerate parties to a transaction from exercising all their rights and obligations under the transaction documents.



liquid depth above the ear reference points was above 15 cm in all the cases. It is seen that the system is operating within its specification, as the results are within acceptable tolerance of the reference values.

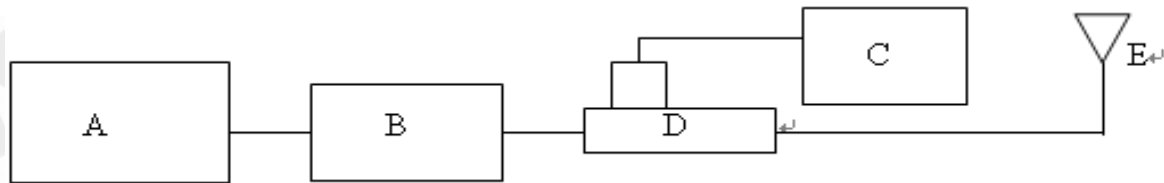



Fig.b The block diagram for SAR system verification

- A. Agilent Model 8648D Signal Generator.
- B. Mini circuits Model ZHL-42 Amplifier.
- C. Agilent Model U2001B Power Sensor
- D. Agilent Model 777D Dual Dual directional Coupling
- D. Reference dipole antenna.



Photograph of the dipole Antenna

Validation Kit	Frequency (MHz)	Target SAR (1g) (Pin=250mW)	Measured SAR (1g)	Variation	Measured Date
D2450V2 S/N: 727	2450 MHz (Body)	13.2 m W/g	13.7 m W/g	3.8%	2009-08-24
D2450V2 S/N: 727	2450 MHz (Body)	13.2 m W/g	13.9 m W/g	5.3%	2009-09-07

Table 1. Results of system validation

## 1.9 Tissue Simulant Fluid for the Frequency Band

The dielectric properties for this body-simulant fluid were measured by using the HP Model 85070D Dielectric Probe (rates frequency band 200 MHz to 20 GHz) in conjunction with HP 8753D Network Analyzer (30 KHz-6000 MHz ) by using a procedure detailed in Section V.

All dielectric parameters of tissue simulates were measured within 24 hours of SAR measurements. The depth of the tissue simulant in the ear reference point of the

Unless otherwise stated the results shown in this test report refer only to the sample(s) tested and such sample(s) are retained for 90 days only. This test report cannot be reproduced, except in full, without prior written permission of the Company. 除非另有說明，此報告結果僅對測試之樣品負責，同時此樣品僅保留90天。本報告未經本公司書面許可，不可部份複製。

This document is issued by the Company subject to its General Conditions of Service ([www.sgs.com/terms\\_and\\_conditions.htm](http://www.sgs.com/terms_and_conditions.htm)) and Terms and Conditions for Electronic Documents ([www.sgs.com/terms\\_e-document.htm](http://www.sgs.com/terms_e-document.htm)). Attention is drawn to the limitations of liability, indemnification and jurisdictional issues established therein. Even if printed this electronic document is to be treated as an original within the meaning of UCP 600 article 20b. The authenticity of this document may be verified at [www.sgs.com/authentication](http://www.sgs.com/authentication). Any holder of this document is advised that information contained hereon reflects the Company's findings at the time of its intervention only and within the limits of client's instructions, if any. The Company's sole responsibility is to its Client and this document does not exonerate parties to a transaction from exercising all their rights and obligations under the transaction documents.

phantom was 15cm±5mm during all tests. (Fig .2)

Frequency (MHz)	Tissue type	Measurement date/ Limits	Dielectric Parameters		
			$\rho$	$\sigma$ (S/m)	Simulated Tissue Temperature(° C)
2450	Body	Measured, 2009.08.24	54.2	1.99	21.7
		Recommended Limits	51.68~57.12	1.88~2.08	20-24
		Measured, 2009.09.07	54.4	1.98	21.7
		Recommended Limits	51.68~57.12	1.88~2.08	20-24

Table 2. Dielectric Parameters of Tissue Simulant Fluid

The composition of the brain tissue simulating liquid is:

Ingredient	2450MHz (Body)
DGMBE	301.7ml
Water	698.3ml
Salt	X
Preventol D-7	X
Cellulose	X
Sugar	X
Total amount	1 L (1.0kg)

Table 3. Recipes for tissue simulating liquid

## 1.10 EVALUATION PROCEDURES

The entire evaluation of the spatial peak values is performed within the Post-processing engine (SEMCAD). The system always gives the maximum values for the 1 g and 10 g cubes. The algorithm to find the cube with highest averaged SAR is divided into the following stages:

1. The extraction of the measured data (grid and values) from the Zoom Scan.
2. The calculation of the SAR value at every measurement point based on all stored data (A/D values and measurement parameters)
3. The generation of a high-resolution mesh within the measured volume
4. The interpolation of all measured values from the measurement grid to the high-resolution grid

Unless otherwise stated the results shown in this test report refer only to the sample(s) tested and such sample(s) are retained for 90 days only. This test report cannot be reproduced, except in full, without prior written permission of the Company. 除非另有說明，此報告結果僅對測試之樣品負責，同時此樣品僅保留90天。本報告未經本公司書面許可，不可部份複製。

This document is issued by the Company subject to its General Conditions of Service ([www.sgs.com/terms\\_and\\_conditions.htm](http://www.sgs.com/terms_and_conditions.htm)) and Terms and Conditions for Electronic Documents ([www.sgs.com/terms\\_e-document.htm](http://www.sgs.com/terms_e-document.htm)). Attention is drawn to the limitations of liability, indemnification and jurisdictional issues established therein. Even if printed this electronic document is to be treated as an original within the meaning of UCP 600 article 20b. The authenticity of this document may be verified at [www.sgsonsite.com/authentication](http://www.sgsonsite.com/authentication). Any holder of this document is advised that information contained hereon reflects the Company's findings at the time of its intervention only and within the limits of client's instructions, if any. The Company's sole responsibility is to its Client and this document does not exonerate parties to a transaction from exercising all their rights and obligations under the transaction documents.

5. The extrapolation of the entire 3-D field distribution to the phantom surface over the distance from sensor to surface
6. The calculation of the averaged SAR within masses of 1g and 10g.

The probe is calibrated at the center of the dipole sensors that is located 1 to 2.7mm away from the probe tip. During measurements, the probe stops shortly above the phantom surface, depending on the probe and the surface detecting system. Both distances are included as parameters in the probe configuration file. The software always knows exactly how far away the measured point is from the surface. As the probe cannot directly measure at the surface, the values between the deepest measured point and the surface must be extrapolated. The angle between the probe axis and the surface normal line is less than 30 degree.

In the Area Scan, the gradient of the interpolation function is evaluated to find all the extreme of the SAR distribution. The uncertainty on the locations of the extreme is less than 1/20 of the grid size. Only local maximum within -2 dB of the global maximum are searched and passed for the Cube Scan measurement. In the Cube Scan, the interpolation function is used to extrapolate the Peak SAR from the lowest measurement points to the inner phantom surface (the extrapolation distance). The uncertainty increases with the extrapolation distance. To keep the uncertainty within 1% for the 1 g and 10 g cubes, the extrapolation distance should not be larger than 5mm.

The maximum search is automatically performed after each area scan measurement. It is based on splines in two or three dimensions. The procedure can find the maximum for most SAR distributions even with relatively large grid spacing. After the area scanning measurement, the probe is automatically moved to a position at the interpolated maximum. The following scan can directly use this position for reference, e.g., for a finer resolution grid or the cube evaluations. The 1g and 10g peak evaluations are only available for the predefined cube 7x7x7 scans. The routines are verified and optimized for the grid dimensions used in these cube measurements. The measured volume of 30x30x30mm contains about 30g of tissue.

The first procedure is an extrapolation (incl. Boundary correction) to get the points between the lowest measured plane and the surface. The next step uses 3D interpolation to get all points within the measured volume. In the last step, a 1g cube is placed numerically into the volume and its averaged SAR is calculated. This cube is moved around until the highest averaged SAR is found. If the highest SAR is found at the edge of the measured volume, the system will issue a warning: higher SAR values might be found outside of the measured volume. In that case the cube measurement can be repeated, using the new interpolated maximum as the center.

Unless otherwise stated the results shown in this test report refer only to the sample(s) tested and such sample(s) are retained for 90 days only. This test report cannot be reproduced, except in full, without prior written permission of the Company. 除非另有說明，此報告結果僅對測試之樣品負責，同時此樣品僅保留90天。本報告未經本公司書面許可，不可部份複製。

This document is issued by the Company subject to its General Conditions of Service ([www.sgs.com/terms\\_and\\_conditions.htm](http://www.sgs.com/terms_and_conditions.htm)) and Terms and Conditions for Electronic Documents ([www.sgs.com/terms\\_e-document.htm](http://www.sgs.com/terms_e-document.htm)). Attention is drawn to the limitations of liability, indemnification and jurisdictional issues established therein. Even if printed this electronic document is to be treated as an original within the meaning of UCP 600 article 20b. The authenticity of this document may be verified at [www.sgs.com/authentication](http://www.sgs.com/authentication). Any holder of this document is advised that information contained hereon reflects the Company's findings at the time of its intervention only and within the limits of client's instructions, if any. The Company's sole responsibility is to its Client and this document does not exonerate parties to a transaction from exercising all their rights and obligations under the transaction documents.

### 1.11 Test Standards and Limits

According to FCC 47CFR §2.1093(d) The limits to be used for evaluation are based generally on criteria published by the American National Standards Institute (ANSI) for localized specific absorption rate ("SAR") in Section 4.2 of "IEEE Standard for Safety Levels with Respect to Human Exposure to Radio Frequency Electromagnetic Fields, 3 kHz to 300 GHz," ANSI/IEEE C95.1-1992, Copyright 1992 by the Institute of Electrical and Electronics Engineers, Inc., New York, New York 10017. These criteria for SAR evaluation are similar to those recommended by the National Council on Radiation Protection and Measurements (NCRP) in "Biological Effects and Exposure Criteria for Radio frequency Electromagnetic Fields," NCRP Report No. 86, Section 17.4.5. Copyright NCRP, 1986, Bethesda, Maryland 20814.

SAR is a measure of the rate of energy absorption due to exposure to an RF transmitting source. SAR values have been related to threshold levels for potential biological hazards. The criteria to be used are specified in paragraphs (d)(1) and (d)(2) of this section and shall apply for portable devices transmitting in the frequency range from 100 kHz to 6 GHz. Portable devices that transmit at frequencies above 6 GHz are to be evaluated in terms of the MPE limits specified in § 1.1310 of this chapter. Measurements and calculations to demonstrate compliance with MPE field strength or power density limits for devices operating above 6 GHz should be made at a minimum distance of 5 cm from the radiating source.

(1) Limits for Occupational/Controlled exposure: 0.4 W/kg as averaged over the whole-body and spatial peak SAR not exceeding 8 W/kg as averaged over any 1 gram of tissue (defined as a tissue volume in the shape of a cube). Exceptions are the hands, wrists, feet and ankles where the spatial peak SAR shall not exceed 20 W/kg, as averaged over an 10 grams of tissue (defined as a tissue volume in the shape of a cube). Occupational/Controlled limits apply when persons are exposed as a consequence of their employment provided these persons are fully aware of and exercise control over their exposure. Awareness of exposure can be accomplished by use of warning labels or by specific training or education through appropriate means, such as an RF safety program in a work environment.

(2) Limits for General Population/Uncontrolled exposure: 0.08 W/kg as averaged over the whole-body and spatial peak SAR not exceeding 1.6 W/kg as averaged over any 1 gram of tissue (defined as a tissue volume in the shape of a cube). Exceptions are the

Unless otherwise stated the results shown in this test report refer only to the sample(s) tested and such sample(s) are retained for 90 days only. This test report cannot be reproduced, except in full, without prior written permission of the Company. 除非另有說明，此報告結果僅對測試之樣品負責，同時此樣品僅保留90天。本報告未經本公司書面許可，不可部份複製。

This document is issued by the Company subject to its General Conditions of Service ([www.sgs.com/terms\\_and\\_conditions.htm](http://www.sgs.com/terms_and_conditions.htm)) and Terms and Conditions for Electronic Documents ([www.sgs.com/terms\\_e-document.htm](http://www.sgs.com/terms_e-document.htm)). Attention is drawn to the limitations of liability, indemnification and jurisdictional issues established therein. Even if printed this electronic document is to be treated as an original within the meaning of UCP 600 article 20b. The authenticity of this document may be verified at [www.sgsonsite.com/authentication](http://www.sgsonsite.com/authentication). Any holder of this document is advised that information contained hereon reflects the Company's findings at the time of its intervention only and within the limits of client's instructions, if any. The Company's sole responsibility is to its Client and this document does not exonerate parties to a transaction from exercising all their rights and obligations under the transaction documents.

hands, wrists, feet and ankles where the spatial peak SAR shall not exceed 4 W/kg, as averaged over any 10 grams of tissue (defined as a tissue volume in the shape of a cube). General Population/Uncontrolled limits apply when the general public may be exposed, or when persons that are exposed as a consequence of their employment may not be fully aware of the potential for exposure or do not exercise control over their exposure. Warning labels placed on consumer devices such as cellular telephones will not be sufficient reason to allow these devices to be evaluated subject to limits for

occupational/controlled exposure in paragraph (d)(1) of this section.(Table .4)

Human Exposure	Uncontrolled Environment General Population	Controlled Environment Occupational
<b>Spatial Peak SAR</b> (Brain)	1.60 m W/g	8.00 m W/g
<b>Spatial Average SAR</b> (Whole Body)	0.08 m W/g	0.40 m W/g
<b>Spatial Peak SAR</b> (Hands/Feet/Ankle/Wrist)	4.00 m W/g	20.00 m W/g

Table .4 RF exposure limits

Notes:

1. Uncontrolled environments are defined as locations where there is potential exposure of individuals who have no knowledge or control of their potential exposure.
2. Controlled environments are defined as locations where there is potential exposure of individuals who have knowledge of their potential exposure and can exercise control over their exposure.

Unless otherwise stated the results shown in this test report refer only to the sample(s) tested and such sample(s) are retained for 90 days only. This test report cannot be reproduced, except in full, without prior written permission of the Company. 除非另有說明，此報告結果僅對測試之樣品負責，同時此樣品僅保留90天。本報告未經本公司書面許可，不可部份複製。

This document is issued by the Company subject to its General Conditions of Service ([www.sgs.com/terms\\_and\\_conditions.htm](http://www.sgs.com/terms_and_conditions.htm)) and Terms and Conditions for Electronic Documents ([www.sgs.com/terms\\_e-document.htm](http://www.sgs.com/terms_e-document.htm)). Attention is drawn to the limitations of liability, indemnification and jurisdictional issues established therein. Even if printed this electronic document is to be treated as an original within the meaning of UCP 600 article 20b. The authenticity of this document may be verified at [www.sgsonsite.com/authentication](http://www.sgsonsite.com/authentication). Any holder of this document is advised that information contained hereon reflects the Company's findings at the time of its intervention only and within the limits of client's instructions, if any. The Company's sole responsibility is to its Client and this document does not exonerate parties to a transaction from exercising all their rights and obligations under the transaction documents.

## 2. Summary of Results

### WLAN 802.11b

**Configuration 1:** Back side of the EUT is paralleled with flat phantom, and spacing between EUT and Phantom is 4 mm.

Frequency	Channel	MHz	Conducted Output Power (Average)	Measured(W/kg) 1g	Amb. Temp[ ° C]	Liquid Temp[ ° C]
2450 MHz	1	2412	13.47dbm	1.1	22.1	21.7
	6	2437	13.33dbm	1.06	22.1	21.7
	11	2462	12.57dbm	0.956	22.1	21.7

**Configuration 2:** Front side of the EUT is paralleled with flat phantom, and spacing between EUT and Phantom is 4 mm.

Frequency	Channel	MHz	Conducted Output Power (Average)	Measured(W/kg) 1g	Amb. Temp[ ° C]	Liquid Temp[ ° C]
2450MHz	1	2412	13.47dbm	0.997	22.1	21.7
	6	2437	13.33dbm	0.913	22.1	21.7
	11	2462	12.57dbm	0.751	22.1	21.7

**Configuration 3:** Bottom side of the Notebook is paralleled and contacted with flat phantom, and left side of the EUT is paralleled with flat phantom.

Frequency	Channel	MHz	Conducted Output Power (Average)	Measured(W/kg) 1g	Amb. Temp[ ° C]	Liquid Temp[ ° C]
2450 MHz	1	2412	13.47dbm	0.9	22.1	21.7
	6	2437	13.33dbm	0.75	22.1	21.7
	11	2462	12.57dbm	0.555	22.1	21.7

**Configuration 4:** Bottom side of the Notebook is paralleled and contacted with flat phantom, and right side of the EUT is paralleled with flat phantom

Frequency	Channel	MHz	Conducted Output Power (Average)	Measured(W/kg) 1g	Amb. Temp[ ° C]	Liquid Temp[ ° C]
2450MHz	1	2412	13.47dbm	1.02	22.1	21.7
	6	2437	13.33dbm	0.945	22.1	21.7
	11	2462	12.57dbm	0.974	22.1	21.7

Unless otherwise stated the results shown in this test report refer only to the sample(s) tested and such sample(s) are retained for 90 days only. This test report cannot be reproduced, except in full, without prior written permission of the Company. 除非另有說明，此報告結果僅對測試之樣品負責，同時此樣品僅保留90天。本報告未經本公司書面許可，不可部份複製。

This document is issued by the Company subject to its General Conditions of Service ([www.sgs.com/terms\\_and\\_conditions.htm](http://www.sgs.com/terms_and_conditions.htm)) and Terms and Conditions for Electronic Documents ([www.sgs.com/terms\\_e-document.htm](http://www.sgs.com/terms_e-document.htm)). Attention is drawn to the limitations of liability, indemnification and jurisdictional issues established therein. Even if printed this electronic document is to be treated as an original within the meaning of UCP 600 article 20b. The authenticity of this document may be verified at [www.sgsonsite.com/authentication](http://www.sgsonsite.com/authentication). Any holder of this document is advised that information contained hereon reflects the Company's findings at the time of its intervention only and within the limits of client's instructions, if any. The Company's sole responsibility is to its Client and this document does not exonerate parties to a transaction from exercising all their rights and obligations under the transaction documents.

<b>Configuration 5:</b> Tip of EUT is paralleled with flat phantom, and contact it.						
Frequency	Channel	MHz	Conducted Output Power (Average)	Measured(W/kg) 1g	Amb. Temp[ ° C]	Liquid Temp[ ° C]
2450MHz	1	2412	13.47dbm	0.636	22.1	21.7
	6	2437	13.33dbm	0.589	22.1	21.7
	11	2462	12.57dbm	0.552	22.1	21.7

## WLAN 802.11g

<b>Configuration 1:</b> Back side of the EUT is paralleled with flat phantom, and spacing between EUT and Phantom is 4 mm.						
Frequency	Channel	MHz	Conducted Output Power (Average)	Measured(W/kg) 1g	Amb. Temp[ ° C]	Liquid Temp[ ° C]
2450 MHz	1	2412	12.73dbm	0.982	22.1	21.7
	6	2437	13.48dbm	1.07	22.1	21.7
	11	2462	11.94dbm	1.09	22.1	21.7

<b>Configuration 2:</b> Front side of the EUT is paralleled with flat phantom, and spacing between EUT and Phantom is 4 mm.						
Frequency	Channel	MHz	Conducted Output Power (Average)	Measured(W/kg) 1g	Amb. Temp[ ° C]	Liquid Temp[ ° C]
2450MHz	1	2412	12.73dbm	0.833	22.1	21.7
	6	2437	13.48dbm	0.98	22.1	21.7
	11	2462	11.94dbm	0.649	22.1	21.7

<b>Configuration 3:</b> Bottom side of the Notebook is paralleled and contacted with flat phantom, and left side of the EUT is paralleled with flat phantom.						
Frequency	Channel	MHz	Conducted Output Power (Average)	Measured(W/kg) 1g	Amb. Temp[ ° C]	Liquid Temp[ ° C]
2450 MHz	1	2412	12.73dbm	0.765	22.1	21.7
	6	2437	13.48dbm	0.795	22.1	21.7
	11	2462	11.94dbm	0.785	22.1	21.7

Unless otherwise stated the results shown in this test report refer only to the sample(s) tested and such sample(s) are retained for 90 days only. This test report cannot be reproduced, except in full, without prior written permission of the Company. 除非另有說明，此報告結果僅對測試之樣品負責，同時此樣品僅保留90天。本報告未經本公司書面許可，不可部份複製。

This document is issued by the Company subject to its General Conditions of Service ([www.sgs.com/terms\\_and\\_conditions.htm](http://www.sgs.com/terms_and_conditions.htm)) and Terms and Conditions for Electronic Documents ([www.sgs.com/terms\\_e-document.htm](http://www.sgs.com/terms_e-document.htm)). Attention is drawn to the limitations of liability, indemnification and jurisdictional issues established therein. Even if printed this electronic document is to be treated as an original within the meaning of UCP 600 article 20b. The authenticity of this document may be verified at [www.sgs.com/authentication](http://www.sgs.com/authentication). Any holder of this document is advised that information contained hereon reflects the Company's findings at the time of its intervention only and within the limits of client's instructions, if any. The Company's sole responsibility is to its Client and this document does not exonerate parties to a transaction from exercising all their rights and obligations under the transaction documents.

<b>Configuration 4:</b> Bottom side of the Notebook is paralleled and contacted with flat phantom, and right side of the EUT is paralleled with flat phantom						
Frequency	Channel	MHz	Conducted Output Power (Average)	Measured(W/kg) 1g	Amb. Temp[ ° C]	Liquid Temp[ ° C]
2450MHz	1	2412	12.73dbm	0.6	22.1	21.7
	6	2437	13.48dbm	1.09	22.1	21.7
	11	2462	11.94dbm	0.861	22.1	21.7
<b>Configuration 5:</b> Tip of EUT is paralleled with flat phantom, and contact it.						
Frequency	Channel	MHz	Conducted Output Power (Average)	Measured(W/kg) 1g	Amb. Temp[ ° C]	Liquid Temp[ ° C]
2450MHz	1	2412	12.73dbm	0.489	22.1	21.7
	6	2437	13.48dbm	0.639	22.1	21.7
	11	2462	11.94dbm	0.415	22.1	21.7

## WLAN 802.11n(20m)

<b>Configuration 1:</b> Back side of the EUT is paralleled with flat phantom, and spacing between EUT and Phantom is 4 mm.						
Frequency	Channel	MHz	Conducted Output Power (Average)	Measured(W/kg) 1g	Amb. Temp[ ° C]	Liquid Temp[ ° C]
2450 MHz	1	2412	11.88dbm	1.07	22.1	21.7
	6	2437	13.73dbm	1.03	22.1	21.7
	11	2462	10.66dbm	1.06	22.1	21.7
<b>Configuration 2:</b> Front side of the EUT is paralleled with flat phantom, and spacing between EUT and Phantom is 4 mm.						
Frequency	Channel	MHz	Conducted Output Power (Average)	Measured(W/kg) 1g	Amb. Temp[ ° C]	Liquid Temp[ ° C]
2450MHz	1	2412	11.88dbm	0.717	22.1	21.7
	6	2437	13.73dbm	0.95	22.1	21.7
	11	2462	10.66dbm	0.483	22.1	21.7

Unless otherwise stated the results shown in this test report refer only to the sample(s) tested and such sample(s) are retained for 90 days only. This test report cannot be reproduced, except in full, without prior written permission of the Company. 除非另有說明，此報告結果僅對測試之樣品負責，同時此樣品僅保留90天。本報告未經本公司書面許可，不可部份複製。

This document is issued by the Company subject to its General Conditions of Service ([www.sgs.com/terms\\_and\\_conditions.htm](http://www.sgs.com/terms_and_conditions.htm)) and Terms and Conditions for Electronic Documents ([www.sgs.com/terms\\_e-document.htm](http://www.sgs.com/terms_e-document.htm)). Attention is drawn to the limitations of liability, indemnification and jurisdictional issues established therein. Even if printed this electronic document is to be treated as an original within the meaning of UCP 600 article 20b. The authenticity of this document may be verified at [www.sgs.com/authentication](http://www.sgs.com/authentication). Any holder of this document is advised that information contained hereon reflects the Company's findings at the time of its intervention only and within the limits of client's instructions, if any. The Company's sole responsibility is to its Client and this document does not exonerate parties to a transaction from exercising all their rights and obligations under the transaction documents.



<b>Configuration 3:</b> Bottom side of the Notebook is paralleled and contacted with flat phantom, and left side of the EUT is paralleled with flat phantom.						
Frequency	Channel	MHz	Conducted Output Power (Average)	Measured(W/kg) 1g	Amb. Temp[ ° C]	Liquid Temp[ ° C]
2450 MHz	1	2412	11.88dbm	0.702	22.1	21.7
	6	2437	13.73dbm	0.733	22.1	21.7
	11	2462	10.66dbm	0.351	22.1	21.7
<b>Configuration 4:</b> Bottom side of the Notebook is paralleled and contacted with flat phantom, and right side of the EUT is paralleled with flat phantom						
Frequency	Channel	MHz	Conducted Output Power (Average)	Measured(W/kg) 1g	Amb. Temp[ ° C]	Liquid Temp[ ° C]
2450MHz	1	2412	11.88dbm	0.522	22.1	21.7
	6	2437	13.73dbm	1.04	22.1	21.7
	11	2462	10.66dbm	0.622	22.1	21.7
<b>Configuration 5:</b> Tip of EUT is paralleled with flat phantom, and contact it.						
Frequency	Channel	MHz	Conducted Output Power (Average)	Measured(W/kg) 1g	Amb. Temp[ ° C]	Liquid Temp[ ° C]
2450MHz	1	2412	11.88dbm	0.431	22.1	21.7
	6	2437	13.73dbm	0.637	22.1	21.7
	11	2462	10.66dbm	0.313	22.1	21.7

## WLAN 802.11n(40m)

<b>Configuration 1:</b> Back side of the EUT is paralleled with flat phantom, and spacing between EUT and Phantom is 4 mm.						
Frequency	Channel	MHz	Conducted Output Power (Average)	Measured(W/kg) 1g	Amb. Temp[ ° C]	Liquid Temp[ ° C]
2450 MHz	1	2422	11.79dbm	1.04	22.1	21.7
	4	2437	14.59dbm	1.09	22.1	21.7
	7	2452	11.27dbm	1.02	22.1	21.7

Unless otherwise stated the results shown in this test report refer only to the sample(s) tested and such sample(s) are retained for 90 days only. This test report cannot be reproduced, except in full, without prior written permission of the Company. 除非另有說明，此報告結果僅對測試之樣品負責，同時此樣品僅保留90天。本報告未經本公司書面許可，不可部份複製。

This document is issued by the Company subject to its General Conditions of Service ([www.sgs.com/terms\\_and\\_conditions.htm](http://www.sgs.com/terms_and_conditions.htm)) and Terms and Conditions for Electronic Documents ([www.sgs.com/terms\\_e-document.htm](http://www.sgs.com/terms_e-document.htm)). Attention is drawn to the limitations of liability, indemnification and jurisdictional issues established therein. Even if printed this electronic document is to be treated as an original within the meaning of UCP 600 article 20b. The authenticity of this document may be verified at [www.sgs.com/authentication](http://www.sgs.com/authentication). Any holder of this document is advised that information contained hereon reflects the Company's findings at the time of its intervention only and within the limits of client's instructions, if any. The Company's sole responsibility is to its Client and this document does not exonerate parties to a transaction from exercising all their rights and obligations under the transaction documents.

<b>Configuration 2:</b> Front side of the EUT is paralleled with flat phantom, and spacing between EUT and Phantom is 4 mm.						
Frequency	Channel	MHz	Conducted Output Power (Average)	Measured(W/kg) 1g	Amb. Temp[ ° C]	Liquid Temp[ ° C]
2450MHz	1	2422	11.79dbm	0.608	22.1	21.7
	4	2437	14.59dbm	1.1	22.1	21.7
	7	2452	11.27dbm	0.482	22.1	21.7
<b>Configuration 3:</b> Bottom side of the Notebook is paralleled and contacted with flat phantom, and left side of the EUT is paralleled with flat phantom.						
Frequency	Channel	MHz	Conducted Output Power (Average)	Measured(W/kg) 1g	Amb. Temp[ ° C]	Liquid Temp[ ° C]
2450 MHz	1	2422	11.79dbm	0.508	22.1	21.7
	4	2437	14.59dbm	0.866	22.1	21.7
	7	2452	11.27dbm	0.383	22.1	21.7
<b>Configuration 4:</b> Bottom side of the Notebook is paralleled and contacted with flat phantom, and right side of the EUT is paralleled with flat phantom						
Frequency	Channel	MHz	Conducted Output Power (Average)	Measured(W/kg) 1g	Amb. Temp[ ° C]	Liquid Temp[ ° C]
2450MHz	1	2422	11.79dbm	0.457	22.1	21.7
	4	2437	14.59dbm	1.12	22.1	21.7
	7	2452	11.27dbm	0.602	22.1	21.7
<b>Configuration 5:</b> Tip of EUT is paralleled with flat phantom, and contact it.						
Frequency	Channel	MHz	Conducted Output Power (Average)	Measured(W/kg) 1g	Amb. Temp[ ° C]	Liquid Temp[ ° C]
2450MHz	1	2422	11.79dbm	0.384	22.1	21.7
	4	2437	14.59dbm	0.717	22.1	21.7
	7	2452	11.27dbm	0.144	22.1	21.7

Note: SAR measurement results for the data card at maximum output power.

### 3. Instruments List

Manufacturer	Device	Type	Serial number	Date of last calibration
Schmid & Partner Engineering AG	Dosimetric E-FieldProbe	ES3DV3	3172	May.27.2009
Schmid & Partner Engineering AG	2450MHz System Validation Dipole	D2450V2	727	Apr.27.2009
Schmid & Partner Engineering AG	Data acquisition Electronics	DAE4	856	May.26.2009
Schmid & Partner Engineering AG	Software	DASY 5 V5.0 Build125	N/A	Calibration isn't necessary
Schmid & Partner Engineering AG	Phantom	SAM	N/A	Calibration isn't necessary
Agilent	Network Analyzer	8753D	3410A05547	Mar.31.2009
Agilent	Dielectric Probe Kit	85070D	US01440168	Calibration isn't necessary
Agilent	Dual-directional coupler	777D	50114	Aug.26.2008
Agilent	RF Signal Generator	8648D	3847M00432	May.25.2009
Agilent	Power Sensor	U2001B	MY48100169	Apr.23.2009

Unless otherwise stated the results shown in this test report refer only to the sample(s) tested and such sample(s) are retained for 90 days only. This test report cannot be reproduced, except in full, without prior written permission of the Company. 除非另有說明，此報告結果僅對測試之樣品負責，同時此樣品僅保留90天。本報告未經本公司書面許可，不可部份複製。

This document is issued by the Company subject to its General Conditions of Service ([www.sgs.com/terms\\_and\\_conditions.htm](http://www.sgs.com/terms_and_conditions.htm)) and Terms and Conditions for Electronic Documents ([www.sgs.com/terms\\_e-document.htm](http://www.sgs.com/terms_e-document.htm)). Attention is drawn to the limitations of liability, indemnification and jurisdictional issues established therein. Even if printed this electronic document is to be treated as an original within the meaning of UCP 600 article 20b. The authenticity of this document may be verified at [www.sgs.com/authentication](http://www.sgs.com/authentication). Any holder of this document is advised that information contained hereon reflects the Company's findings at the time of its intervention only and within the limits of client's instructions, if any. The Company's sole responsibility is to its Client and this document does not exonerate parties to a transaction from exercising all their rights and obligations under the transaction documents.

## 4. Measurements

Date/Time: 08/24/2009 01:36:28

### Configuration 1\_ WLAN802.11b\_CH1

#### DUT: SMCWUSB-N2

Communication System: Wireless LAN; Frequency: 2412 MHz; Duty Cycle: 1:1

 Medium: BODY 2450 Medium parameters used:  $f = 2412$  MHz;  $\sigma = 1.92$  mho/m;  $\epsilon_r = 54.8$ ;  $\rho = 1000$  kg/m<sup>3</sup>

Phantom section: Flat Section

DASY5 Configuration:

- Probe: ES3DV3 - SN3172; ConvF(4.02, 4.02, 4.02); Calibrated: 5/27/2009
- Sensor-Surface: 4mm (Mechanical Surface Detection)
- Electronics: DAE4 Sn856; Calibrated: 5/26/2009
- Phantom: SAM1; Type: SAM;
- Measurement SW: DASY5, V5.0 Build 125; SEMCAD X Version 13.4 Build 125

**Body/Area Scan (41x71x1):** Measurement grid:  $dx=15$ mm,  $dy=15$ mm

Maximum value of SAR (interpolated) = 1.44 mW/g

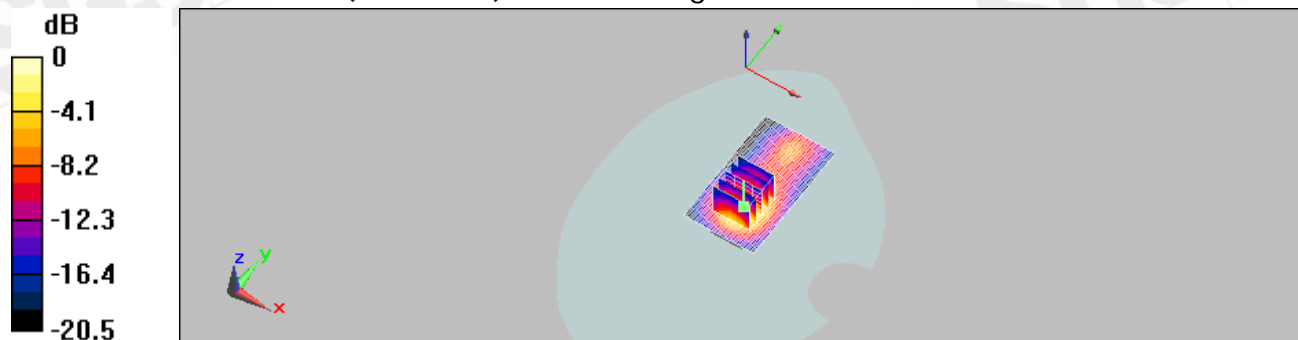
**Body/Zoom Scan (7x7x7) (5x5x7)/Cube 0:** Measurement grid:  $dx=8$ mm,  $dy=8$ mm,  $dz=5$ mm

Reference Value = 10.9 V/m; Power Drift = 0.164 dB

Peak SAR (extrapolated) = 1.9 W/kg

**SAR(1 g) = 1.1 mW/g; SAR(10 g) = 0.551 mW/g**

Maximum value of SAR (measured) = 1.23 mW/g



0 dB = 1.23mW/g

Unless otherwise stated the results shown in this test report refer only to the sample(s) tested and such sample(s) are retained for 90 days only. This test report cannot be reproduced, except in full, without prior written permission of the Company. 除非另有說明，此報告結果僅對測試之樣品負責，同時此樣品僅保留90天。本報告未經本公司書面許可，不可部份複製。

This document is issued by the Company subject to its General Conditions of Service ([www.sgs.com/terms\\_and\\_conditions.htm](http://www.sgs.com/terms_and_conditions.htm)) and Terms and Conditions for Electronic Documents ([www.sgs.com/terms\\_e-document.htm](http://www.sgs.com/terms_e-document.htm)). Attention is drawn to the limitations of liability, indemnification and jurisdictional issues established therein. Even if printed this electronic document is to be treated as an original within the meaning of UCP 600 article 20b. The authenticity of this document may be verified at [www.sgsonsite.com/authentication](http://www.sgsonsite.com/authentication). Any holder of this document is advised that information contained hereon reflects the Company's findings at the time of its intervention only and within the limits of client's instructions, if any. The Company's sole responsibility is to its Client and this document does not exonerate parties to a transaction from exercising all their rights and obligations under the transaction documents.

Date/Time: 08/24/2009 01:59:36

## Configuration 1\_ WLAN802.11b\_CH6

### DUT: SMCWUSB-N2

Communication System: Wireless LAN; Frequency: 2437 MHz; Duty Cycle: 1:1  
Medium: BODY 2450 Medium parameters used:  $f = 2437 \text{ MHz}$ ;  $\sigma = 1.96 \text{ mho/m}$ ;  $\epsilon_r = 54.3$ ;  $\rho = 1000 \text{ kg/m}^3$   
Phantom section: Flat Section

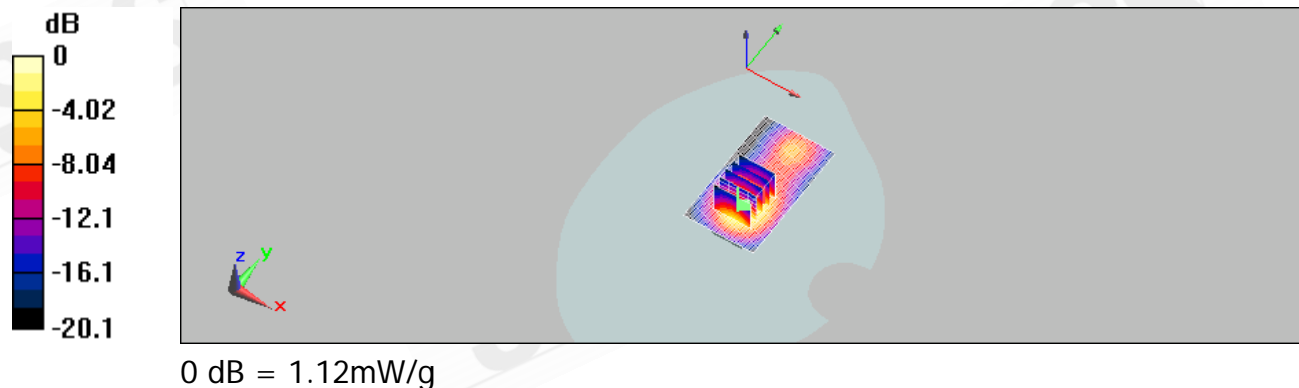
### DASY5 Configuration:

- Probe: ES3DV3 - SN3172; ConvF(4.02, 4.02, 4.02); Calibrated: 5/27/2009
- Sensor-Surface: 4mm (Mechanical Surface Detection)
- Electronics: DAE4 Sn856; Calibrated: 5/26/2009
- Phantom: SAM1; Type: SAM;
- Measurement SW: DASY5, V5.0 Build 125; SEMCAD X Version 13.4 Build 125

**Body/Area Scan (41x71x1):** Measurement grid:  $dx=15\text{mm}$ ,  $dy=15\text{mm}$   
Maximum value of SAR (interpolated) = 1.24 mW/g

**Body/Zoom Scan (7x7x7) (5x5x7)/Cube 0:** Measurement grid:  $dx=8\text{mm}$ ,  $dy=8\text{mm}$ ,  $dz=5\text{mm}$   
Reference Value = 10.4 V/m; Power Drift = 0.147 dB  
Peak SAR (extrapolated) = 2.19 W/kg

**SAR(1 g) = 1.06 mW/g; SAR(10 g) = 0.513 mW/g**  
Maximum value of SAR (measured) = 1.12 mW/g



Unless otherwise stated the results shown in this test report refer only to the sample(s) tested and such sample(s) are retained for 90 days only. This test report cannot be reproduced, except in full, without prior written permission of the Company. 除非另有說明，此報告結果僅對測試之樣品負責，同時此樣品僅保留90天。本報告未經本公司書面許可，不可部份複製。

This document is issued by the Company subject to its General Conditions of Service ([www.sgs.com/terms\\_and\\_conditions.htm](http://www.sgs.com/terms_and_conditions.htm)) and Terms and Conditions for Electronic Documents ([www.sgs.com/terms\\_e-document.htm](http://www.sgs.com/terms_e-document.htm)). Attention is drawn to the limitations of liability, indemnification and jurisdictional issues established therein. Even if printed this electronic document is to be treated as an original within the meaning of UCP 600 article 20b. The authenticity of this document may be verified at [www.sgsonsite.com/authentication](http://www.sgsonsite.com/authentication). Any holder of this document is advised that information contained hereon reflects the Company's findings at the time of its intervention only and within the limits of client's instructions, if any. The Company's sole responsibility is to its Client and this document does not exonerate parties to a transaction from exercising all their rights and obligations under the transaction documents.

Date/Time: 08/24/2009 02:24:51

## Configuration 1\_ WLAN802.11b\_CH11

### DUT: SMCWUSB-N2

Communication System: Wireless LAN; Frequency: 2462 MHz; Duty Cycle: 1:1  
Medium: BODY 2450 Medium parameters used:  $f = 2462 \text{ MHz}$ ;  $\sigma = 2.01 \text{ mho/m}$ ;  $\epsilon_r = 54.2$ ;  $\rho = 1000 \text{ kg/m}^3$   
Phantom section: Flat Section

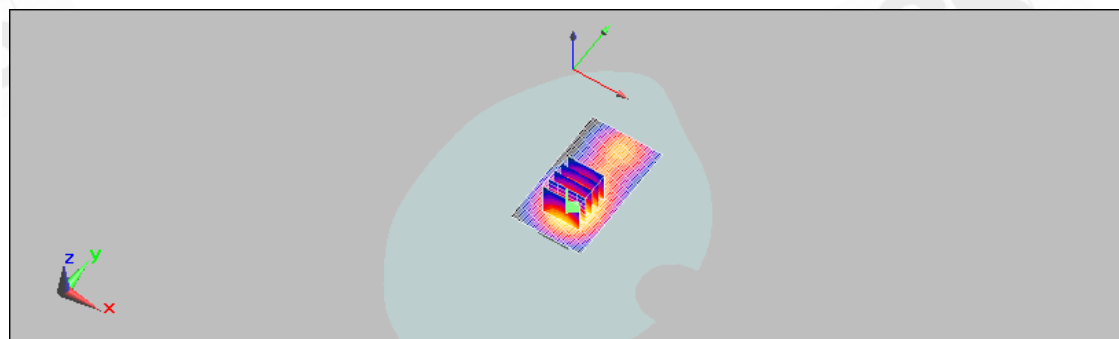
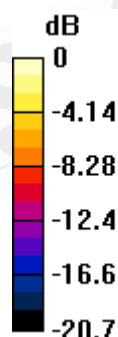
### DASY5 Configuration:

- Probe: ES3DV3 - SN3172; ConvF(4.02, 4.02, 4.02); Calibrated: 5/27/2009
- Sensor-Surface: 4mm (Mechanical Surface Detection)
- Electronics: DAE4 Sn856; Calibrated: 5/26/2009
- Phantom: SAM1; Type: SAM;
- Measurement SW: DASY5, V5.0 Build 125; SEMCAD X Version 13.4 Build 125

**Body/Area Scan (41x71x1):** Measurement grid:  $dx=15\text{mm}$ ,  $dy=15\text{mm}$   
Maximum value of SAR (interpolated) = 1.22 mW/g

**Body/Zoom Scan (7x7x7) (5x5x7)/Cube 0:** Measurement grid:  $dx=8\text{mm}$ ,  $dy=8\text{mm}$ ,  $dz=5\text{mm}$   
Reference Value = 9.14 V/m; Power Drift = 0.025 dB  
Peak SAR (extrapolated) = 2.18 W/kg

**SAR(1 g) = 0.956 mW/g; SAR(10 g) = 0.461 mW/g**  
Maximum value of SAR (measured) = 0.997 mW/g



0 dB = 0.997mW/g

Unless otherwise stated the results shown in this test report refer only to the sample(s) tested and such sample(s) are retained for 90 days only. This test report cannot be reproduced, except in full, without prior written permission of the Company. 除非另有說明，此報告結果僅對測試之樣品負責，同時此樣品僅保留90天。本報告未經本公司書面許可，不可部份複製。

This document is issued by the Company subject to its General Conditions of Service ([www.sgs.com/terms\\_and\\_conditions.htm](http://www.sgs.com/terms_and_conditions.htm)) and Terms and Conditions for Electronic Documents ([www.sgs.com/terms\\_e-document.htm](http://www.sgs.com/terms_e-document.htm)). Attention is drawn to the limitations of liability, indemnification and jurisdictional issues established therein. Even if printed this electronic document is to be treated as an original within the meaning of UCP 600 article 20b. The authenticity of this document may be verified at [www.sgsonsite.com/authentication](http://www.sgsonsite.com/authentication). Any holder of this document is advised that information contained hereon reflects the Company's findings at the time of its intervention only and within the limits of client's instructions, if any. The Company's sole responsibility is to its Client and this document does not exonerate parties to a transaction from exercising all their rights and obligations under the transaction documents.

Date/Time: 08/24/2009 06:28:09

## Configuration 2\_ WLAN802.11b\_CH1

### DUT: SMCWUSB-N2

Communication System: Wireless LAN; Frequency: 2412 MHz; Duty Cycle: 1:1  
Medium: BODY 2450 Medium parameters used:  $f = 2412$  MHz;  $\sigma = 1.92$  mho/m;  $\epsilon_r = 54.8$ ;  $\rho = 1000$  kg/m<sup>3</sup>  
Phantom section: Flat Section

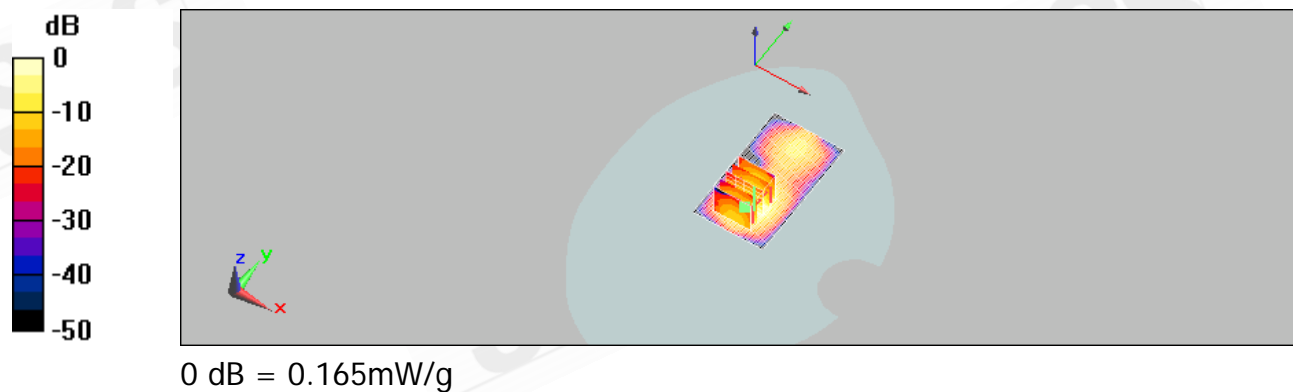
### DASY5 Configuration:

- Probe: ES3DV3 - SN3172; ConvF(4.02, 4.02, 4.02); Calibrated: 5/27/2009
- Sensor-Surface: 4mm (Mechanical Surface Detection)
- Electronics: DAE4 Sn856; Calibrated: 5/26/2009
- Phantom: SAM1; Type: SAM;
- Measurement SW: DASY5, V5.0 Build 125; SEMCAD X Version 13.4 Build 125

**Body/Area Scan (41x71x1):** Measurement grid: dx=15mm, dy=15mm  
Maximum value of SAR (interpolated) = 1.14 mW/g

**Body/Zoom Scan (7x7x7) (5x5x7)/Cube 0:** Measurement grid: dx=8mm, dy=8mm, dz=5mm  
Reference Value = 11.92 V/m; Power Drift = 0.184 dB  
Peak SAR (extrapolated) = 0.344 W/kg

**SAR(1 g) = 0.997 mW/g; SAR(10 g) = 0.484 mW/g**  
Maximum value of SAR (measured) = 0.165 mW/g



Date/Time: 08/24/2009 06:52:52

## Configuration 2\_ WLAN802.11b\_CH6

### DUT: SMCWUSB-N2

Communication System: Wireless LAN; Frequency: 2437 MHz; Duty Cycle: 1:1  
Medium: BODY 2450 Medium parameters used:  $f = 2437 \text{ MHz}$ ;  $\sigma = 1.97 \text{ mho/m}$ ;  $\epsilon_r = 54.3$ ;  $\rho = 1000 \text{ kg/m}^3$   
Phantom section: Flat Section

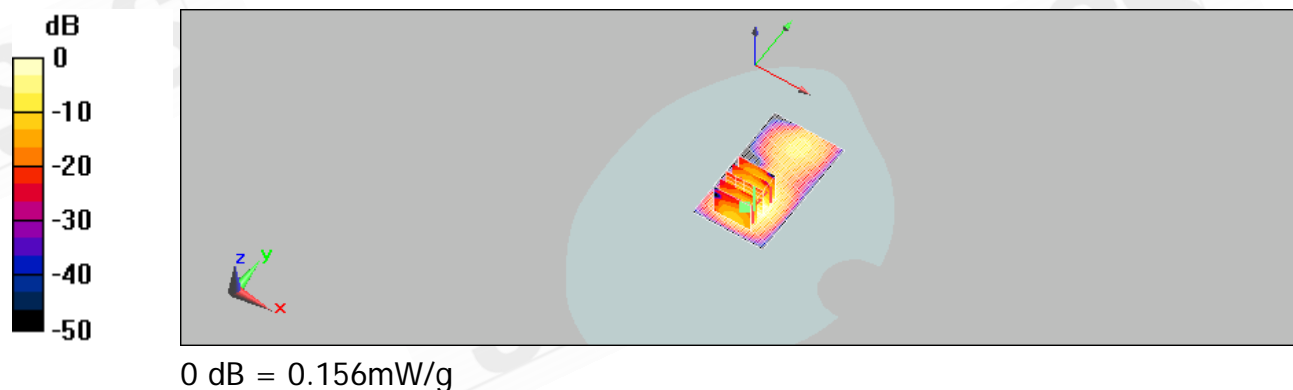
### DASY5 Configuration:

- Probe: ES3DV3 - SN3172; ConvF(4.02, 4.02, 4.02); Calibrated: 5/27/2009
- Sensor-Surface: 4mm (Mechanical Surface Detection)
- Electronics: DAE4 Sn856; Calibrated: 5/26/2009
- Phantom: SAM1; Type: SAM;
- Measurement SW: DASY5, V5.0 Build 125; SEMCAD X Version 13.4 Build 125

**Body/Area Scan (41x71x1):** Measurement grid:  $dx=15\text{mm}$ ,  $dy=15\text{mm}$   
Maximum value of SAR (interpolated) = 1.06 mW/g

**Body/Zoom Scan (7x7x7) (5x5x7)/Cube 0:** Measurement grid:  $dx=8\text{mm}$ ,  $dy=8\text{mm}$ ,  $dz=5\text{mm}$   
Reference Value = 11.2 V/m; Power Drift = 0.127 dB  
Peak SAR (extrapolated) = 0.328 W/kg

**SAR(1 g) = 0.913 mW/g; SAR(10 g) = 0.434 mW/g**  
Maximum value of SAR (measured) = 0.156 mW/g



Unless otherwise stated the results shown in this test report refer only to the sample(s) tested and such sample(s) are retained for 90 days only. This test report cannot be reproduced, except in full, without prior written permission of the Company. 除非另有說明，此報告結果僅對測試之樣品負責，同時此樣品僅保留90天。本報告未經本公司書面許可，不可部份複製。  
This document is issued by the Company subject to its General Conditions of Service ([www.sgs.com/terms\\_and\\_conditions.htm](http://www.sgs.com/terms_and_conditions.htm)) and Terms and Conditions for Electronic Documents ([www.sgs.com/terms\\_e-document.htm](http://www.sgs.com/terms_e-document.htm)). Attention is drawn to the limitations of liability, indemnification and jurisdictional issues established therein. Even if printed this electronic document is to be treated as an original within the meaning of UCP 600 article 20b. The authenticity of this document may be verified at [www.sgsonsite.com/authentication](http://www.sgsonsite.com/authentication). Any holder of this document is advised that information contained hereon reflects the Company's findings at the time of its intervention only and within the limits of client's instructions, if any. The Company's sole responsibility is to its Client and this document does not exonerate parties to a transaction from exercising all their rights and obligations under the transaction documents.



Date/Time: 08/24/2009 07:15:10

## Configuration 2\_ WLAN802.11b\_CH11

### DUT: SMCWUSB-N2

Communication System: Wireless LAN; Frequency: 2462 MHz; Duty Cycle: 1:1  
Medium: BODY 2450 Medium parameters used:  $f = 2462 \text{ MHz}$ ;  $\sigma = 2.01 \text{ mho/m}$ ;  $\epsilon_r = 54.2$ ;  $\rho = 1000 \text{ kg/m}^3$   
Phantom section: Flat Section

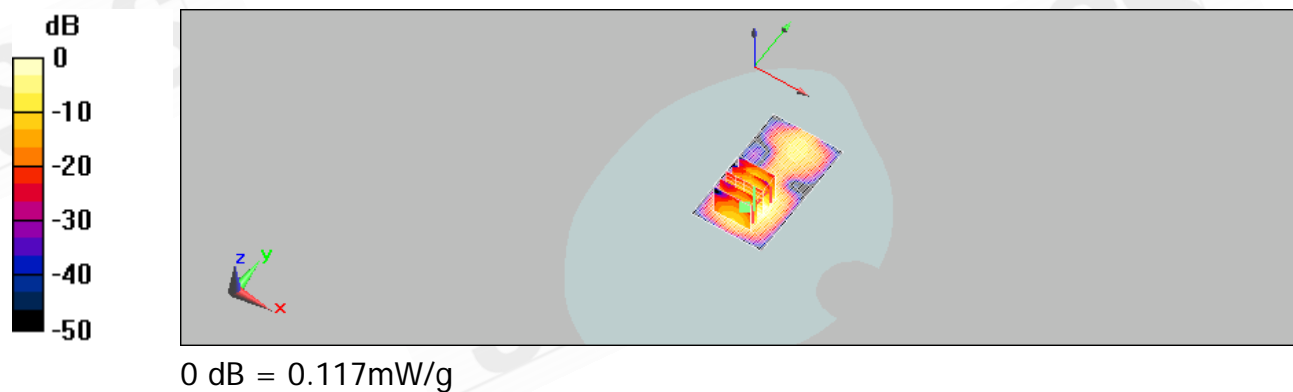
### DASY5 Configuration:

- Probe: ES3DV3 - SN3172; ConvF(4.02, 4.02, 4.02); Calibrated: 5/27/2009
- Sensor-Surface: 4mm (Mechanical Surface Detection)
- Electronics: DAE4 Sn856; Calibrated: 5/26/2009
- Phantom: SAM1; Type: SAM;
- Measurement SW: DASY5, V5.0 Build 125; SEMCAD X Version 13.4 Build 125

**Body/Area Scan (41x71x1):** Measurement grid:  $dx=15\text{mm}$ ,  $dy=15\text{mm}$   
Maximum value of SAR (interpolated) = 0.978 mW/g

**Body/Zoom Scan (7x7x7) (5x5x7)/Cube 0:** Measurement grid:  $dx=8\text{mm}$ ,  $dy=8\text{mm}$ ,  $dz=5\text{mm}$   
Reference Value = 10.15 V/m; Power Drift = 0.181 dB  
Peak SAR (extrapolated) = 0.232 W/kg

**SAR(1 g) = 0.751 mW/g; SAR(10 g) = 0.371 mW/g**  
Maximum value of SAR (measured) = 0.117 mW/g



Date/Time: 08/24/2009 13:22:18

## Configuration 3\_ WLAN802.11b\_CH1

### DUT: SMCWUSB-N2

Communication System: Wireless LAN; Frequency: 2412 MHz; Duty Cycle: 1:1  
Medium: BODY 2450 Medium parameters used:  $f = 2412$  MHz;  $\sigma = 1.92$  mho/m;  $\epsilon_r = 54.8$ ;  $\rho = 1000$  kg/m<sup>3</sup>  
Phantom section: Flat Section

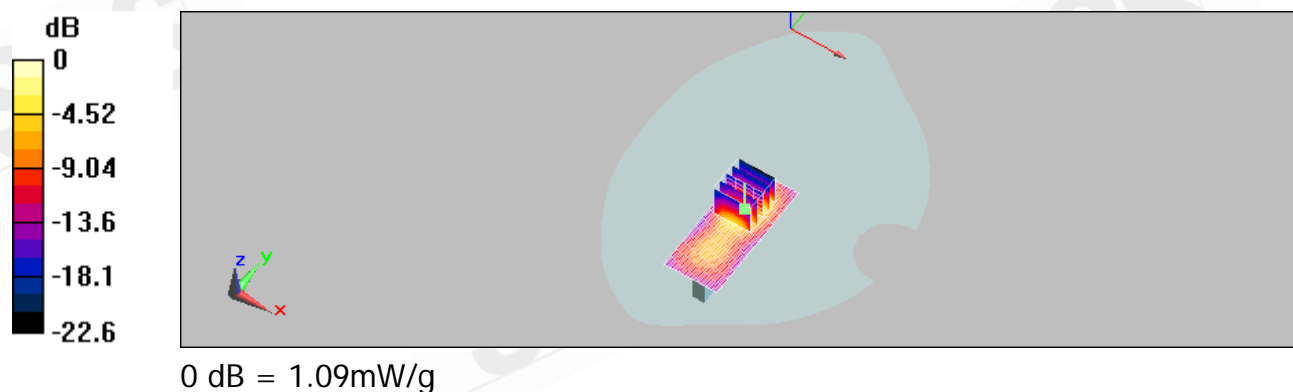
### DASY5 Configuration:

- Probe: ES3DV3 - SN3172; ConvF(4.02, 4.02, 4.02); Calibrated: 5/27/2009
- Sensor-Surface: 4mm (Mechanical Surface Detection)
- Electronics: DAE4 Sn856; Calibrated: 5/26/2009
- Phantom: SAM1; Type: SAM;
- Measurement SW: DASY5, V5.0 Build 125; SEMCAD X Version 13.4 Build 125

**Body/Area Scan (31x71x1):** Measurement grid: dx=15mm, dy=15mm  
Maximum value of SAR (interpolated) = 0.907 mW/g

**Body/Zoom Scan (7x7x7) (5x5x7)/Cube 0:** Measurement grid: dx=8mm, dy=8mm, dz=5mm  
Reference Value = 9.29 V/m; Power Drift = -0.112 dB  
Peak SAR (extrapolated) = 2.13 W/kg

**SAR(1 g) = 0.9 mW/g; SAR(10 g) = 0.399 mW/g**  
Maximum value of SAR (measured) = 1.09 mW/g



Unless otherwise stated the results shown in this test report refer only to the sample(s) tested and such sample(s) are retained for 90 days only. This test report cannot be reproduced, except in full, without prior written permission of the Company. 除非另有說明，此報告結果僅對測試之樣品負責，同時此樣品僅保留90天。本報告未經本公司書面許可，不可部份複製。  
This document is issued by the Company subject to its General Conditions of Service ([www.sgs.com/terms\\_and\\_conditions.htm](http://www.sgs.com/terms_and_conditions.htm)) and Terms and Conditions for Electronic Documents ([www.sgs.com/terms\\_e-document.htm](http://www.sgs.com/terms_e-document.htm)). Attention is drawn to the limitations of liability, indemnification and jurisdictional issues established therein. Even if printed this electronic document is to be treated as an original within the meaning of UCP 600 article 20b. The authenticity of this document may be verified at [www.sgsonsite.com/authentication](http://www.sgsonsite.com/authentication). Any holder of this document is advised that information contained hereon reflects the Company's findings at the time of its intervention only and within the limits of client's instructions, if any. The Company's sole responsibility is to its Client and this document does not exonerate parties to a transaction from exercising all their rights and obligations under the transaction documents.

Date/Time: 08/24/2009 13:46:27

## Configuration 3\_ WLAN802.11b\_CH6

### DUT: SMCWUSB-N2

Communication System: Wireless LAN; Frequency: 2437 MHz; Duty Cycle: 1:1  
Medium: BODY 2450 Medium parameters used:  $f = 2437 \text{ MHz}$ ;  $\sigma = 1.96 \text{ mho/m}$ ;  $\epsilon_r = 54.3$ ;  $\rho = 1000 \text{ kg/m}^3$   
Phantom section: Flat Section

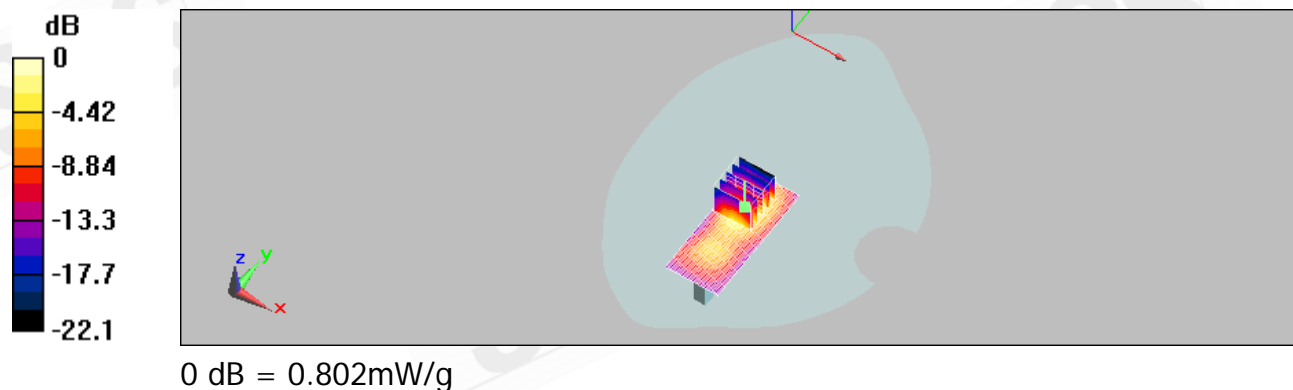
### DASY5 Configuration:

- Probe: ES3DV3 - SN3172; ConvF(4.02, 4.02, 4.02); Calibrated: 5/27/2009
- Sensor-Surface: 4mm (Mechanical Surface Detection)
- Electronics: DAE4 Sn856; Calibrated: 5/26/2009
- Phantom: SAM1; Type: SAM;
- Measurement SW: DASY5, V5.0 Build 125; SEMCAD X Version 13.4 Build 125

**Body/Area Scan (31x71x1):** Measurement grid:  $dx=15\text{mm}$ ,  $dy=15\text{mm}$   
Maximum value of SAR (interpolated) = 0.832 mW/g

**Body/Zoom Scan (7x7x7) (5x5x7)/Cube 0:** Measurement grid:  $dx=8\text{mm}$ ,  $dy=8\text{mm}$ ,  $dz=5\text{mm}$   
Reference Value = 8.23 V/m; Power Drift = 0.182 dB  
Peak SAR (extrapolated) = 1.63 W/kg

**SAR(1 g) = 0.750 mW/g; SAR(10 g) = 0.341 mW/g**  
Maximum value of SAR (measured) = 0.802 mW/g



Date/Time: 08/24/2009 14:12:49

## Configuration 3\_ WLAN802.11b\_CH11

### DUT: SMCWUSB-N2

Communication System: Wireless LAN; Frequency: 2462 MHz; Duty Cycle: 1:1  
 Medium: BODY 2450 Medium parameters used:  $f = 2462 \text{ MHz}$ ;  $\sigma = 2.01 \text{ mho/m}$ ;  $\epsilon_r = 54.2$ ;  $\rho = 1000 \text{ kg/m}^3$   
 Phantom section: Flat Section

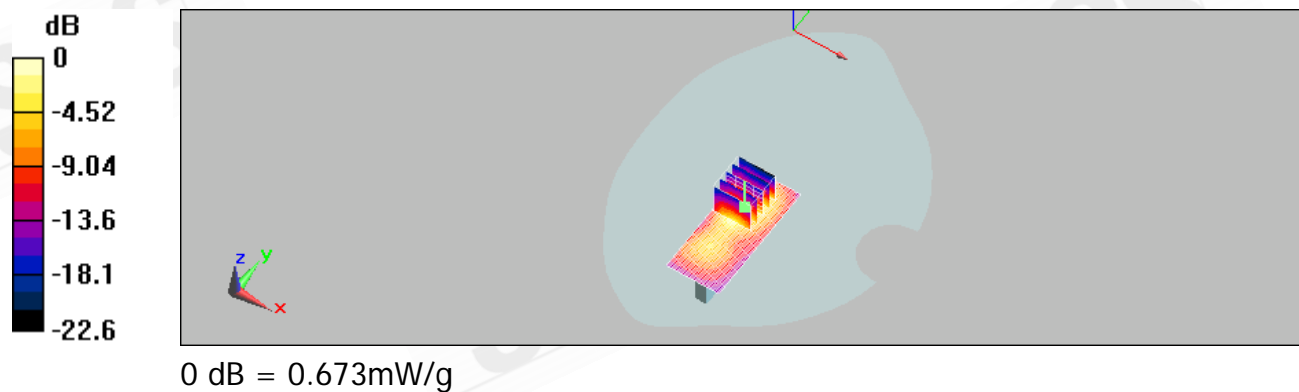
### DASY5 Configuration:

- Probe: ES3DV3 - SN3172; ConvF(4.02, 4.02, 4.02); Calibrated: 5/27/2009
- Sensor-Surface: 4mm (Mechanical Surface Detection)
- Electronics: DAE4 Sn856; Calibrated: 5/26/2009
- Phantom: SAM1; Type: SAM;
- Measurement SW: DASY5, V5.0 Build 125; SEMCAD X Version 13.4 Build 125

**Body/Area Scan (31x71x1):** Measurement grid:  $dx=15\text{mm}$ ,  $dy=15\text{mm}$   
 Maximum value of SAR (interpolated) = 0.692 mW/g

**Body/Zoom Scan (7x7x7) (5x5x7)/Cube 0:** Measurement grid:  $dx=8\text{mm}$ ,  $dy=8\text{mm}$ ,  $dz=5\text{mm}$   
 Reference Value = 8.48 V/m; Power Drift = 0.193 dB  
 Peak SAR (extrapolated) = 1.09 W/kg

**SAR(1 g) = 0.555 mW/g; SAR(10 g) = 0.258 mW/g**  
 Maximum value of SAR (measured) = 0.673 mW/g



Unless otherwise stated the results shown in this test report refer only to the sample(s) tested and such sample(s) are retained for 90 days only. This test report cannot be reproduced, except in full, without prior written permission of the Company. 除非另有說明，此報告結果僅對測試之樣品負責，同時此樣品僅保留90天。本報告未經本公司書面許可，不可部份複製。

This document is issued by the Company subject to its General Conditions of Service ([www.sgs.com/terms\\_and\\_conditions.htm](http://www.sgs.com/terms_and_conditions.htm)) and Terms and Conditions for Electronic Documents ([www.sgs.com/terms\\_e-document.htm](http://www.sgs.com/terms_e-document.htm)). Attention is drawn to the limitations of liability, indemnification and jurisdictional issues established therein. Even if printed this electronic document is to be treated as an original within the meaning of UCP 600 article 20b. The authenticity of this document may be verified at [www.sgsonsite.com/authentication](http://www.sgsonsite.com/authentication). Any holder of this document is advised that information contained hereon reflects the Company's findings at the time of its intervention only and within the limits of client's instructions, if any. The Company's sole responsibility is to its Client and this document does not exonerate parties to a transaction from exercising all their rights and obligations under the transaction documents.

Date/Time: 08/24/2009 18:18:14

## Configuration 4\_ WLAN802.11b\_CH1

### DUT: SMCWUSB-N2

Communication System: Wireless LAN; Frequency: 2412 MHz; Duty Cycle: 1:1  
 Medium: BODY 2450 Medium parameters used:  $f = 2412 \text{ MHz}$ ;  $\sigma = 1.92 \text{ mho/m}$ ;  $\epsilon_r = 54.8$ ;  $\rho = 1000 \text{ kg/m}^3$   
 Phantom section: Flat Section

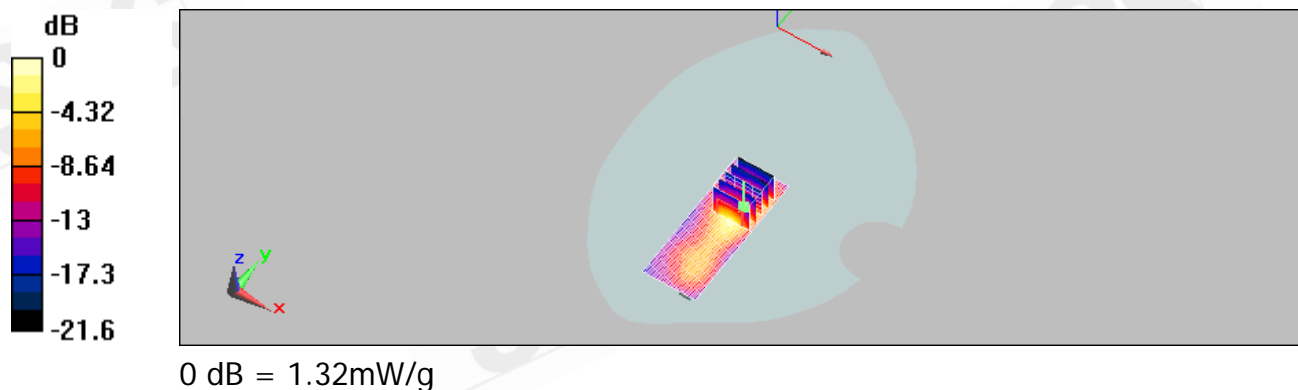
### DASY5 Configuration:

- Probe: ES3DV3 - SN3172; ConvF(4.02, 4.02, 4.02); Calibrated: 5/27/2009
- Sensor-Surface: 4mm (Mechanical Surface Detection)
- Electronics: DAE4 Sn856; Calibrated: 5/26/2009
- Phantom: SAM1; Type: SAM;
- Measurement SW: DASY5, V5.0 Build 125; SEMCAD X Version 13.4 Build 125

**Body/Area Scan (31x81x1):** Measurement grid:  $dx=15\text{mm}$ ,  $dy=15\text{mm}$   
 Maximum value of SAR (interpolated) = 1.21 mW/g

**Body/Zoom Scan (7x7x7) (5x5x7)/Cube 0:** Measurement grid:  $dx=8\text{mm}$ ,  $dy=8\text{mm}$ ,  $dz=5\text{mm}$   
 Reference Value = 12.8 V/m; Power Drift = 0.051 dB  
 Peak SAR (extrapolated) = 2.56 W/kg

**SAR(1 g) = 1.02 mW/g; SAR(10 g) = 0.465 mW/g**  
 Maximum value of SAR (measured) = 1.32 mW/g



Unless otherwise stated the results shown in this test report refer only to the sample(s) tested and such sample(s) are retained for 90 days only. This test report cannot be reproduced, except in full, without prior written permission of the Company. 除非另有說明，此報告結果僅對測試之樣品負責，同時此樣品僅保留90天。本報告未經本公司書面許可，不可部份複製。

This document is issued by the Company subject to its General Conditions of Service ([www.sgs.com/terms\\_and\\_conditions.htm](http://www.sgs.com/terms_and_conditions.htm)) and Terms and Conditions for Electronic Documents ([www.sgs.com/terms\\_e-document.htm](http://www.sgs.com/terms_e-document.htm)). Attention is drawn to the limitations of liability, indemnification and jurisdictional issues established therein. Even if printed this electronic document is to be treated as an original within the meaning of UCP 600 article 20b. The authenticity of this document may be verified at [www.sgsonsite.com/authentication](http://www.sgsonsite.com/authentication). Any holder of this document is advised that information contained hereon reflects the Company's findings at the time of its intervention only and within the limits of client's instructions, if any. The Company's sole responsibility is to its Client and this document does not exonerate parties to a transaction from exercising all their rights and obligations under the transaction documents.

Date/Time:08/24/2009 18:44:50

## Configuration 4\_ WLAN802.11b\_CH6

### DUT: SMCWUSB-N2

Communication System: Wireless LAN; Frequency: 2437 MHz; Duty Cycle: 1:1  
Medium: BODY 2450 Medium parameters used:  $f = 2437$  MHz;  $\sigma = 1.96$  mho/m;  $\epsilon_r = 54.3$ ;  $\rho = 1000$  kg/m<sup>3</sup>  
Phantom section: Flat Section

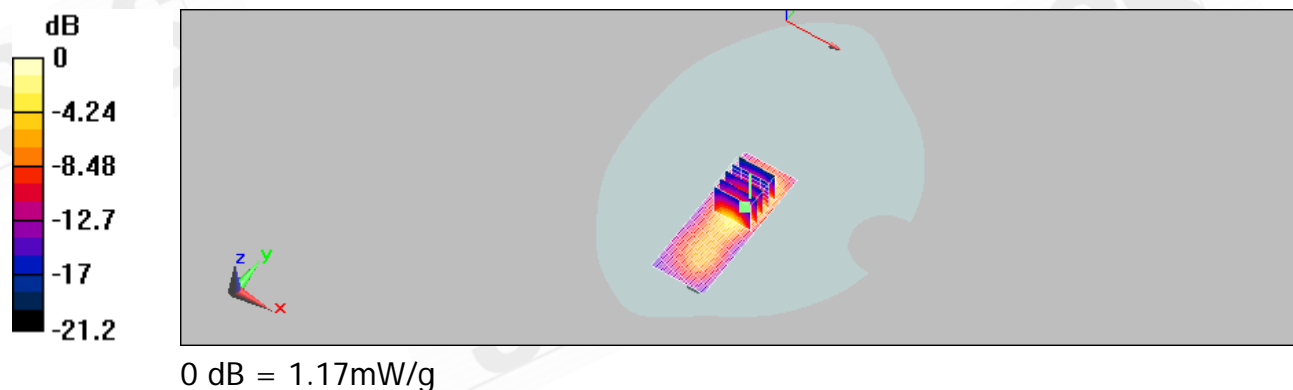
### DASY5 Configuration:

- Probe: ES3DV3 - SN3172; ConvF(4.02, 4.02, 4.02); Calibrated: 5/27/2009
- Sensor-Surface: 4mm (Mechanical Surface Detection)
- Electronics: DAE4 Sn856; Calibrated: 5/26/2009
- Phantom: SAM1; Type: SAM;
- Measurement SW: DASY5, V5.0 Build 125; SEMCAD X Version 13.4 Build 125

**Body/Area Scan (31x81x1):** Measurement grid: dx=15mm, dy=15mm  
Maximum value of SAR (interpolated) = 1.01 mW/g

**Body/Zoom Scan (7x7x7) (5x5x7)/Cube 0:** Measurement grid: dx=8mm, dy=8mm, dz=5mm  
Reference Value = 13.8 V/m; Power Drift = -0.177 dB  
Peak SAR (extrapolated) = 1.88 W/kg

**SAR(1 g) = 0.945 mW/g; SAR(10 g) = 0.450 mW/g**  
Maximum value of SAR (measured) = 1.17 mW/g



Date/Time: 08/24/2009 19:08:52

## Configuration 4\_ WLAN802.11b\_CH11

### DUT: SMCWUSB-N2

Communication System: Wireless LAN; Frequency: 2462 MHz; Duty Cycle: 1:1  
 Medium: BODY 2450 Medium parameters used:  $f = 2462 \text{ MHz}$ ;  $\sigma = 2.01 \text{ mho/m}$ ;  $\epsilon_r = 54.2$ ;  $\rho = 1000 \text{ kg/m}^3$   
 Phantom section: Flat Section

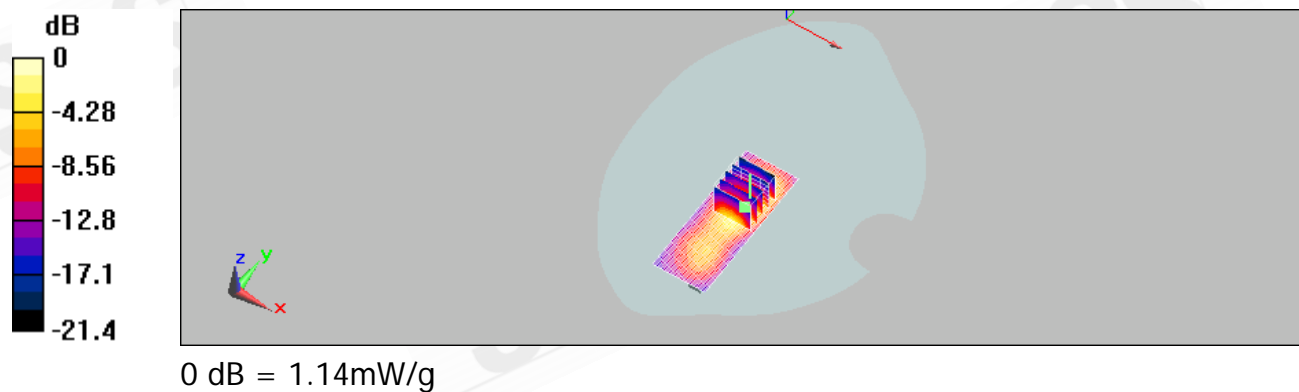
### DASY5 Configuration:

- Probe: ES3DV3 - SN3172; ConvF(4.02, 4.02, 4.02); Calibrated: 5/27/2009
- Sensor-Surface: 4mm (Mechanical Surface Detection)
- Electronics: DAE4 Sn856; Calibrated: 5/26/2009
- Phantom: SAM1; Type: SAM;
- Measurement SW: DASY5, V5.0 Build 125; SEMCAD X Version 13.4 Build 125

**Body/Area Scan (31x81x1):** Measurement grid:  $dx=15\text{mm}$ ,  $dy=15\text{mm}$   
 Maximum value of SAR (interpolated) = 1.08 mW/g

**Body/Zoom Scan (7x7x7) (5x5x7)/Cube 0:** Measurement grid:  $dx=8\text{mm}$ ,  $dy=8\text{mm}$ ,  $dz=5\text{mm}$   
 Reference Value = 12.7 V/m; Power Drift = -0.190 dB  
 Peak SAR (extrapolated) = 1.89 W/kg

**SAR(1 g) = 0.974 mW/g; SAR(10 g) = 0.464 mW/g**  
 Maximum value of SAR (measured) = 1.14 mW/g



Unless otherwise stated the results shown in this test report refer only to the sample(s) tested and such sample(s) are retained for 90 days only. This test report cannot be reproduced, except in full, without prior written permission of the Company. 除非另有說明，此報告結果僅對測試之樣品負責，同時此樣品僅保留90天。本報告未經本公司書面許可，不可部份複製。

This document is issued by the Company subject to its General Conditions of Service ([www.sgs.com/terms\\_and\\_conditions.htm](http://www.sgs.com/terms_and_conditions.htm)) and Terms and Conditions for Electronic Documents ([www.sgs.com/terms\\_e-document.htm](http://www.sgs.com/terms_e-document.htm)). Attention is drawn to the limitations of liability, indemnification and jurisdictional issues established therein. Even if printed this electronic document is to be treated as an original within the meaning of UCP 600 article 20b. The authenticity of this document may be verified at [www.sgsonsite.com/authentication](http://www.sgsonsite.com/authentication). Any holder of this document is advised that information contained hereon reflects the Company's findings at the time of its intervention only and within the limits of client's instructions, if any. The Company's sole responsibility is to its Client and this document does not exonerate parties to a transaction from exercising all their rights and obligations under the transaction documents.

Date/Time: 09/07/2009 02:46:13

## Configuration 5\_ WLAN802.11b \_CH1

### DUT: SMCWUSB-N2

Communication System: Wireless LAN; Frequency: 2412 MHz; Duty Cycle: 1:1  
Medium: Body 2450 Medium parameters used:  $f = 2412 \text{ MHz}$ ;  $\sigma = 1.92 \text{ mho/m}$ ;  $\epsilon_r = 54.8$ ;  $\rho = 1000 \text{ kg/m}^3$   
Phantom section: Flat Section

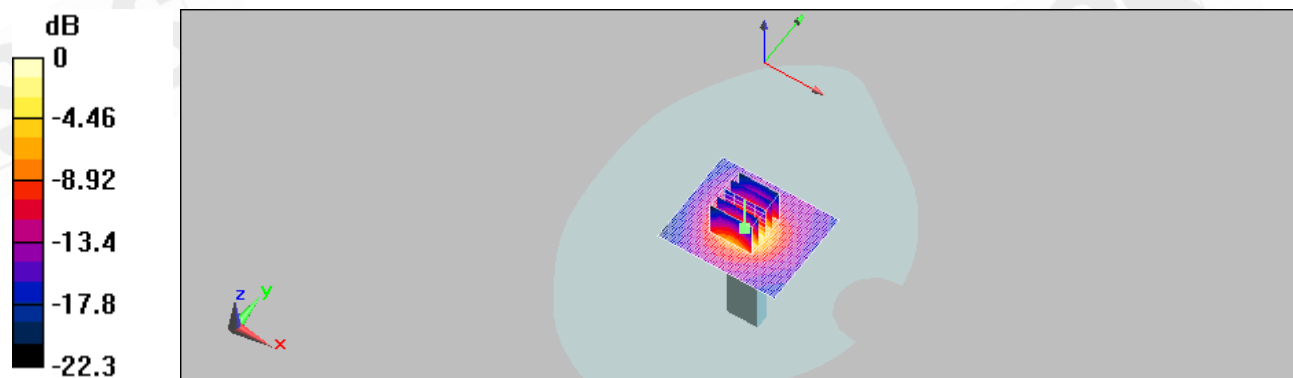
### DASY5 Configuration:

- Probe: ES3DV3 - SN3172; ConvF(4.02, 4.02, 4.02); Calibrated: 5/27/2009
- Sensor-Surface: 4mm (Mechanical Surface Detection)
- Electronics: DAE4 Sn856; Calibrated: 5/26/2009
- Phantom: SAM1; Type: SAM;
- Measurement SW: DASY5, V5.0 Build 125; SEMCAD X Version 13.4 Build 125

**Body/Area Scan (61x51x1):** Measurement grid:  $dx=15\text{mm}$ ,  $dy=15\text{mm}$   
Maximum value of SAR (interpolated) = 0.718 mW/g

**Body/Zoom Scan (7x7x7) (5x5x7)/Cube 0:** Measurement grid:  $dx=8\text{mm}$ ,  $dy=8\text{mm}$ ,  $dz=5\text{mm}$   
Reference Value = 17.4 V/m; Power Drift = 0.110 dB  
Peak SAR (extrapolated) = 1.38 W/kg

**SAR(1 g) = 0.636 mW/g; SAR(10 g) = 0.283 mW/g**  
Maximum value of SAR (measured) = 0.763 mW/g



0 dB = 0.763mW/g

Unless otherwise stated the results shown in this test report refer only to the sample(s) tested and such sample(s) are retained for 90 days only. This test report cannot be reproduced, except in full, without prior written permission of the Company. 除非另有說明，此報告結果僅對測試之樣品負責，同時此樣品僅保留90天。本報告未經本公司書面許可，不可部份複製。

This document is issued by the Company subject to its General Conditions of Service ([www.sgs.com/terms\\_and\\_conditions.htm](http://www.sgs.com/terms_and_conditions.htm)) and Terms and Conditions for Electronic Documents ([www.sgs.com/terms\\_e-document.htm](http://www.sgs.com/terms_e-document.htm)). Attention is drawn to the limitations of liability, indemnification and jurisdictional issues established therein. Even if printed this electronic document is to be treated as an original within the meaning of UCP 600 article 20b. The authenticity of this document may be verified at [www.sgsonsite.com/authentication](http://www.sgsonsite.com/authentication). Any holder of this document is advised that information contained hereon reflects the Company's findings at the time of its intervention only and within the limits of client's instructions, if any. The Company's sole responsibility is to its Client and this document does not exonerate parties to a transaction from exercising all their rights and obligations under the transaction documents.



Date/Time: 09/07/2009 03:10:31

## Configuration 5\_ WLAN802.11b \_CH6

### DUT: SMCWUSB-N2

Communication System: Wireless LAN; Frequency: 2437 MHz; Duty Cycle: 1:1  
Medium: Body 2450 Medium parameters used:  $f = 2437 \text{ MHz}$ ;  $\sigma = 1.96 \text{ mho/m}$ ;  $\epsilon_r = 54.3$ ;  $\rho = 1000 \text{ kg/m}^3$   
Phantom section: Flat Section

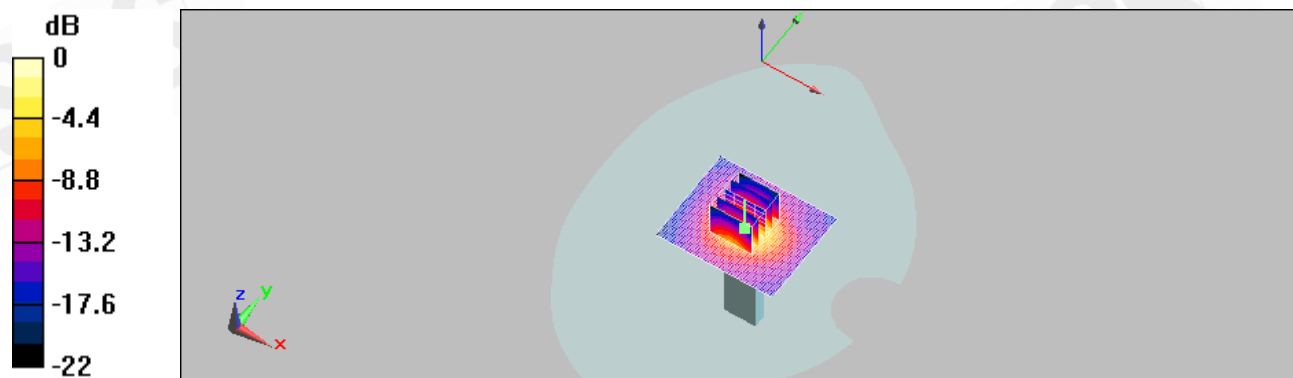
### DASY5 Configuration:

- Probe: ES3DV3 -SN3172; ConvF(4.02, 4.02, 4.02); Calibrated: 5/27/2009
- Sensor-Surface: 4mm (Mechanical Surface Detection)
- Electronics: DAE4 Sn856; Calibrated: 5/26/2009
- Phantom: SAM1; Type: SAM;
- Measurement SW: DASY5, V5.0 Build 125; SEMCAD X Version 13.4 Build 125

**Body/Area Scan (61x51x1):** Measurement grid:  $dx=15\text{mm}$ ,  $dy=15\text{mm}$   
Maximum value of SAR (interpolated) = 0.645 mW/g

**Body/Zoom Scan (7x7x7) (5x5x7)/Cube 0:** Measurement grid:  $dx=8\text{mm}$ ,  $dy=8\text{mm}$ ,  $dz=5\text{mm}$   
Reference Value = 16.7 V/m; Power Drift = -0.175 dB  
Peak SAR (extrapolated) = 1.2 W/kg

**SAR(1 g) = 0.589 mW/g; SAR(10 g) = 0.265 mW/g**  
Maximum value of SAR (measured) = 0.688 mW/g



0 dB = 0.688mW/g

Unless otherwise stated the results shown in this test report refer only to the sample(s) tested and such sample(s) are retained for 90 days only. This test report cannot be reproduced, except in full, without prior written permission of the Company. 除非另有說明，此報告結果僅對測試之樣品負責，同時此樣品僅保留90天。本報告未經本公司書面許可，不可部份複製。

This document is issued by the Company subject to its General Conditions of Service ([www.sgs.com/terms\\_and\\_conditions.htm](http://www.sgs.com/terms_and_conditions.htm)) and Terms and Conditions for Electronic Documents ([www.sgs.com/terms\\_e-document.htm](http://www.sgs.com/terms_e-document.htm)). Attention is drawn to the limitations of liability, indemnification and jurisdictional issues established therein. Even if printed this electronic document is to be treated as an original within the meaning of UCP 600 article 20b. The authenticity of this document may be verified at [www.sgsonsite.com/authentication](http://www.sgsonsite.com/authentication). Any holder of this document is advised that information contained hereon reflects the Company's findings at the time of its intervention only and within the limits of client's instructions, if any. The Company's sole responsibility is to its Client and this document does not exonerate parties to a transaction from exercising all their rights and obligations under the transaction documents.

Date/Time: 09/07/2009 03:36:38

## Configuration 5\_ WLAN802.11b \_CH11

### DUT: SMCWUSB-N2

Communication System: Wireless LAN; Frequency: 2462 MHz; Duty Cycle: 1:1  
Medium: Body 2450 Medium parameters used:  $f = 2462 \text{ MHz}$ ;  $\sigma = 2.01 \text{ mho/m}$ ;  $\epsilon_r = 54.2$ ;  $\rho = 1000 \text{ kg/m}^3$   
Phantom section: Flat Section

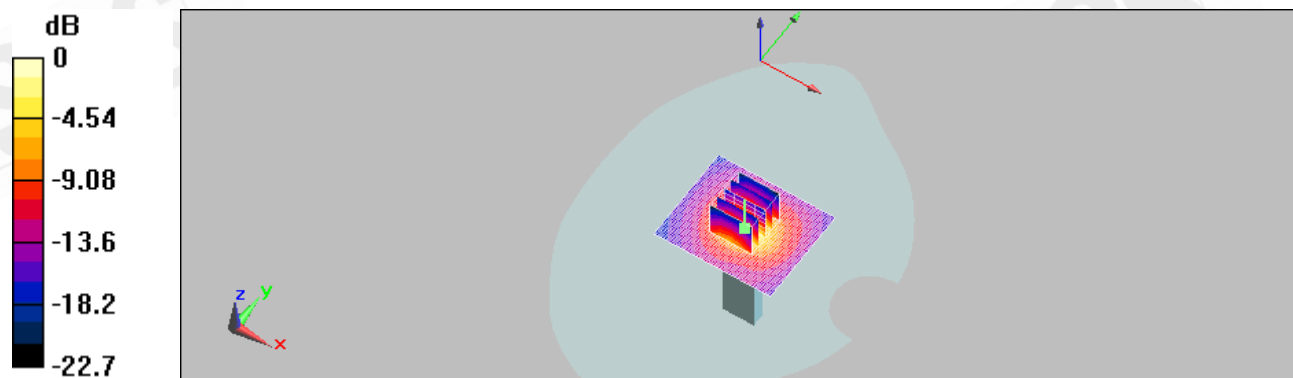
### DASY5 Configuration:

- Probe: ES3DV3 -SN3172; ConvF(4.02, 4.02, 4.02); Calibrated: 5/27/2009
- Sensor-Surface: 4mm (Mechanical Surface Detection)
- Electronics: DAE4 Sn856; Calibrated: 5/26/2009
- Phantom: SAM1; Type: SAM;
- Measurement SW: DASY5, V5.0 Build 125; SEMCAD X Version 13.4 Build 125

**Body/Area Scan (61x51x1):** Measurement grid:  $dx=15\text{mm}$ ,  $dy=15\text{mm}$   
Maximum value of SAR (interpolated) = 0.568 mW/g

**Body/Zoom Scan (7x7x7) (5x5x7)/Cube 0:** Measurement grid:  $dx=8\text{mm}$ ,  $dy=8\text{mm}$ ,  $dz=5\text{mm}$   
Reference Value = 15 V/m; Power Drift = 0.168 dB  
Peak SAR (extrapolated) = 1.14 W/kg

**SAR(1 g) = 0.552 mW/g; SAR(10 g) = 0.249 mW/g**  
Maximum value of SAR (measured) = 0.644 mW/g



0 dB = 0.644mW/g

Unless otherwise stated the results shown in this test report refer only to the sample(s) tested and such sample(s) are retained for 90 days only. This test report cannot be reproduced, except in full, without prior written permission of the Company. 除非另有說明，此報告結果僅對測試之樣品負責，同時此樣品僅保留90天。本報告未經本公司書面許可，不可部份複製。

This document is issued by the Company subject to its General Conditions of Service ([www.sgs.com/terms\\_and\\_conditions.htm](http://www.sgs.com/terms_and_conditions.htm)) and Terms and Conditions for Electronic Documents ([www.sgs.com/terms\\_e-document.htm](http://www.sgs.com/terms_e-document.htm)). Attention is drawn to the limitations of liability, indemnification and jurisdictional issues established therein. Even if printed this electronic document is to be treated as an original within the meaning of UCP 600 article 20b. The authenticity of this document may be verified at [www.sgsonsite.com/authentication](http://www.sgsonsite.com/authentication). Any holder of this document is advised that information contained hereon reflects the Company's findings at the time of its intervention only and within the limits of client's instructions, if any. The Company's sole responsibility is to its Client and this document does not exonerate parties to a transaction from exercising all their rights and obligations under the transaction documents.

Date/Time: 08/24/2009 02:47:47

## Configuration 1 \_ WLAN802.11g\_CH1

### DUT: SMCWUSB-N2

Communication System: Wireless LAN; Frequency: 2412 MHz; Duty Cycle: 1:1  
Medium: BODY 2450 Medium parameters used:  $f = 2412$  MHz;  $\sigma = 1.92$  mho/m;  $\epsilon_r = 54.8$ ;  $\rho = 1000$  kg/m<sup>3</sup>  
Phantom section: Flat Section

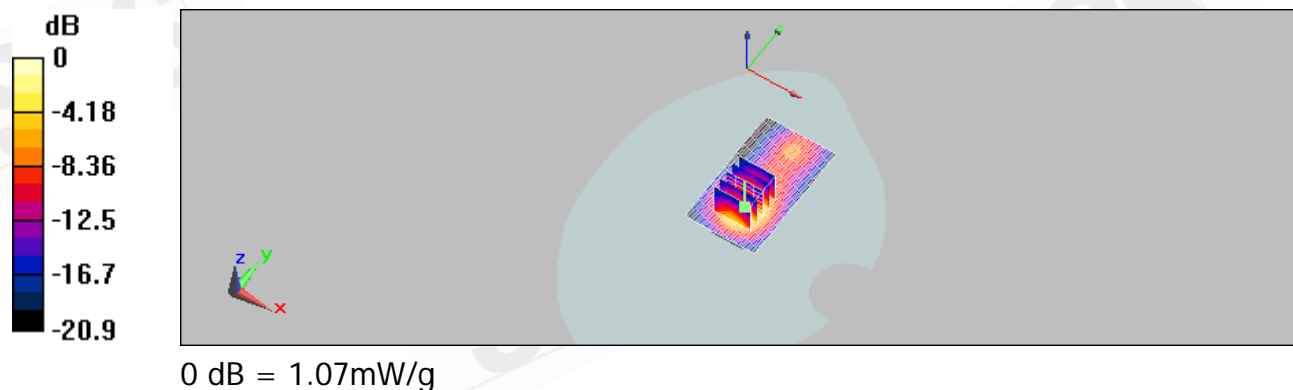
### DASY5 Configuration:

- Probe: ES3DV3 - SN3172; ConvF(4.02, 4.02, 4.02); Calibrated: 5/27/2009
- Sensor-Surface: 4mm (Mechanical Surface Detection)
- Electronics: DAE4 Sn856; Calibrated: 5/26/2009
- Phantom: SAM1; Type: SAM;
- Measurement SW: DASY5, V5.0 Build 125; SEMCAD X Version 13.4 Build 125

**Body/Area Scan (41x71x1):** Measurement grid: dx=15mm, dy=15mm  
Maximum value of SAR (interpolated) = 1.1 mW/g

**Body/Zoom Scan (7x7x7) (5x5x7)/Cube 0:** Measurement grid: dx=8mm, dy=8mm, dz=5mm  
Reference Value = 9.97 V/m; Power Drift = 0.082 dB  
Peak SAR (extrapolated) = 2.02 W/kg

**SAR(1 g) = 0.982 mW/g; SAR(10 g) = 0.459 mW/g**  
Maximum value of SAR (measured) = 1.07 mW/g



Unless otherwise stated the results shown in this test report refer only to the sample(s) tested and such sample(s) are retained for 90 days only. This test report cannot be reproduced, except in full, without prior written permission of the Company. 除非另有說明，此報告結果僅對測試之樣品負責，同時此樣品僅保留90天。本報告未經本公司書面許可，不可部份複製。  
This document is issued by the Company subject to its General Conditions of Service ([www.sgs.com/terms\\_and\\_conditions.htm](http://www.sgs.com/terms_and_conditions.htm)) and Terms and Conditions for Electronic Documents ([www.sgs.com/terms\\_e-document.htm](http://www.sgs.com/terms_e-document.htm)). Attention is drawn to the limitations of liability, indemnification and jurisdictional issues established therein. Even if printed this electronic document is to be treated as an original within the meaning of UCP 600 article 20b. The authenticity of this document may be verified at [www.sgsonsite.com/authentication](http://www.sgsonsite.com/authentication). Any holder of this document is advised that information contained hereon reflects the Company's findings at the time of its intervention only and within the limits of client's instructions, if any. The Company's sole responsibility is to its Client and this document does not exonerate parties to a transaction from exercising all their rights and obligations under the transaction documents.

Date/Time: 08/24/2009 03:12:31

## Configuration 1\_ WLAN802.11g\_CH6

### DUT: SMCWUSB-N2

Communication System: Wireless LAN; Frequency: 2437 MHz; Duty Cycle: 1:1  
Medium: BODY 2450 Medium parameters used:  $f = 2437 \text{ MHz}$ ;  $\sigma = 1.96 \text{ mho/m}$ ;  $\epsilon_r = 54.3$ ;  $\rho = 1000 \text{ kg/m}^3$   
Phantom section: Flat Section

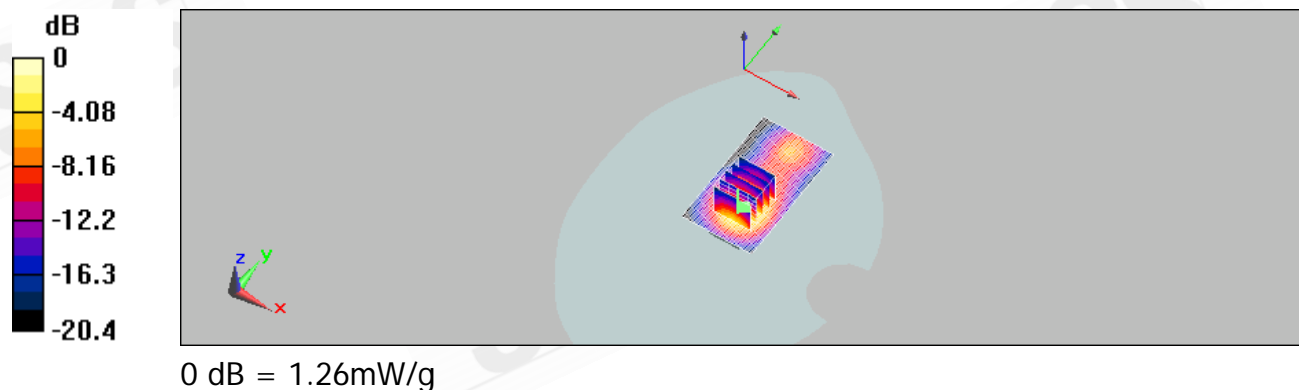
### DASY5 Configuration:

- Probe: ES3DV3 - SN3172; ConvF(4.02, 4.02, 4.02); Calibrated: 5/27/2009
- Sensor-Surface: 4mm (Mechanical Surface Detection)
- Electronics: DAE4 Sn856; Calibrated: 5/26/2009
- Phantom: SAM1; Type: SAM;
- Measurement SW: DASY5, V5.0 Build 125; SEMCAD X Version 13.4 Build 125

**Body/Area Scan (41x71x1):** Measurement grid:  $dx=15\text{mm}$ ,  $dy=15\text{mm}$   
Maximum value of SAR (interpolated) = 1.37 mW/g

**Body/Zoom Scan (7x7x7) (5x5x7)/Cube 0:** Measurement grid:  $dx=8\text{mm}$ ,  $dy=8\text{mm}$ ,  $dz=5\text{mm}$   
Reference Value = 10.7 V/m; Power Drift = 0.101 dB  
Peak SAR (extrapolated) = 2.42 W/kg

**SAR(1 g) = 1.07 mW/g; SAR(10 g) = 0.557 mW/g**  
Maximum value of SAR (measured) = 1.26 mW/g



Unless otherwise stated the results shown in this test report refer only to the sample(s) tested and such sample(s) are retained for 90 days only. This test report cannot be reproduced, except in full, without prior written permission of the Company. 除非另有說明，此報告結果僅對測試之樣品負責，同時此樣品僅保留90天。本報告未經本公司書面許可，不可部份複製。

This document is issued by the Company subject to its General Conditions of Service ([www.sgs.com/terms\\_and\\_conditions.htm](http://www.sgs.com/terms_and_conditions.htm)) and Terms and Conditions for Electronic Documents ([www.sgs.com/terms\\_e-document.htm](http://www.sgs.com/terms_e-document.htm)). Attention is drawn to the limitations of liability, indemnification and jurisdictional issues established therein. Even if printed this electronic document is to be treated as an original within the meaning of UCP 600 article 20b. The authenticity of this document may be verified at [www.sgsonsite.com/authentication](http://www.sgsonsite.com/authentication). Any holder of this document is advised that information contained hereon reflects the Company's findings at the time of its intervention only and within the limits of client's instructions, if any. The Company's sole responsibility is to its Client and this document does not exonerate parties to a transaction from exercising all their rights and obligations under the transaction documents.

Date/Time: 08/24/2009 03:34:54

## Configuration 1\_ WLAN802.11g\_CH11

### DUT: SMCWUSB-N2

Communication System: Wireless LAN; Frequency: 2462 MHz; Duty Cycle: 1:1  
Medium: BODY 2450 Medium parameters used:  $f = 2462 \text{ MHz}$ ;  $\sigma = 2.01 \text{ mho/m}$ ;  $\epsilon_r = 54.2$ ;  $\rho = 1000 \text{ kg/m}^3$   
Phantom section: Flat Section

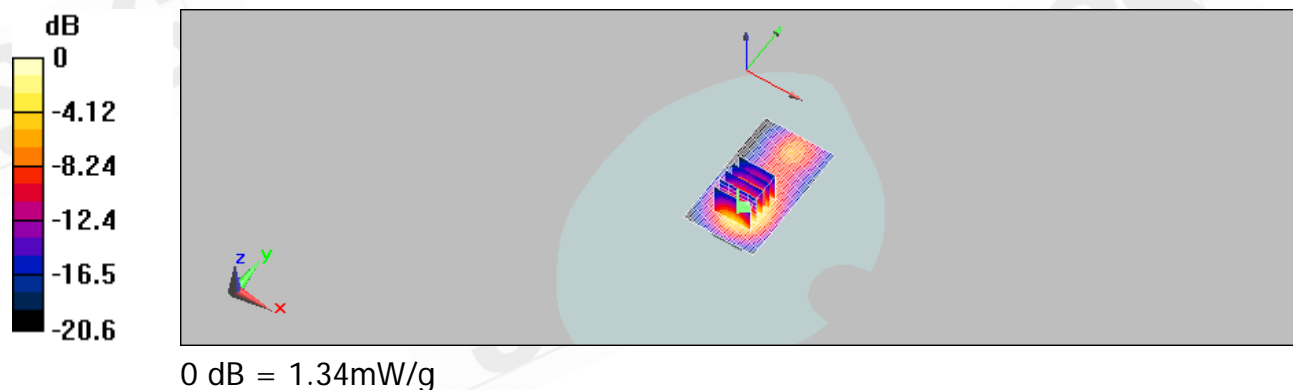
### DASY5 Configuration:

- Probe: ES3DV3 - SN3172; ConvF(4.02, 4.02, 4.02); Calibrated: 5/27/2009
- Sensor-Surface: 4mm (Mechanical Surface Detection)
- Electronics: DAE4 Sn856; Calibrated: 5/26/2009
- Phantom: SAM1; Type: SAM;
- Measurement SW: DASY5, V5.0 Build 125; SEMCAD X Version 13.4 Build 125

**Body/Area Scan (41x71x1):** Measurement grid:  $dx=15\text{mm}$ ,  $dy=15\text{mm}$   
Maximum value of SAR (interpolated) = 1.39 mW/g

**Body/Zoom Scan (7x7x7) (5x5x7)/Cube 0:** Measurement grid:  $dx=8\text{mm}$ ,  $dy=8\text{mm}$ ,  $dz=5\text{mm}$   
Reference Value = 10.8 V/m; Power Drift = 0.081 dB  
Peak SAR (extrapolated) = 2.6 W/kg

**SAR(1 g) = 1.09 mW/g; SAR(10 g) = 0.588 mW/g**  
Maximum value of SAR (measured) = 1.34 mW/g



Date/Time: 08/24/2009 07:40:28

## Configuration 2\_ WLAN802.11g\_CH1

### DUT: SMCWUSB-N2

Communication System: Wireless LAN; Frequency: 2412 MHz; Duty Cycle: 1:1  
Medium: BODY 2450 Medium parameters used:  $f = 2412 \text{ MHz}$ ;  $\sigma = 1.92 \text{ mho/m}$ ;  $\epsilon_r = 54.8$ ;  $\rho = 1000 \text{ kg/m}^3$   
Phantom section: Flat Section

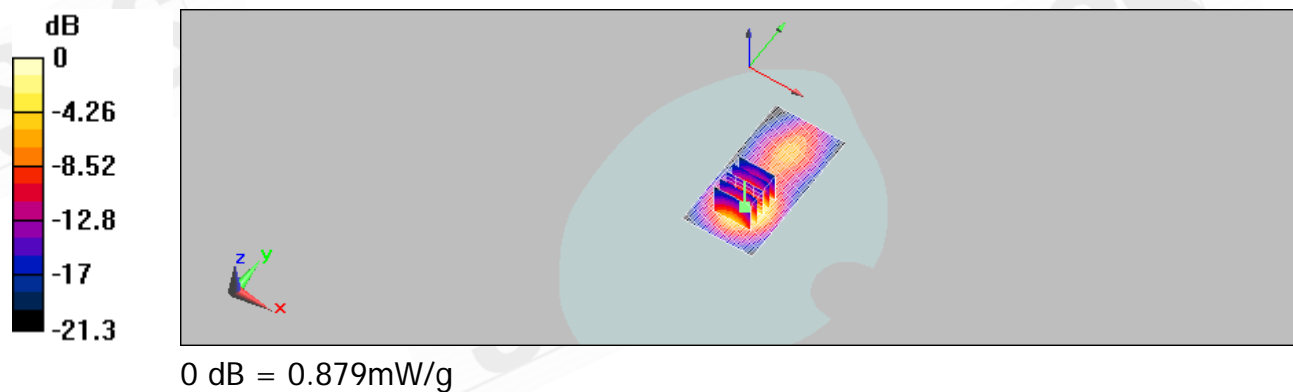
### DASY5 Configuration:

- Probe: ES3DV3 - SN3172; ConvF(4.02, 4.02, 4.02); Calibrated: 5/27/2009
- Sensor-Surface: 4mm (Mechanical Surface Detection)
- Electronics: DAE4 Sn856; Calibrated: 5/26/2009
- Phantom: SAM1; Type: SAM;
- Measurement SW: DASY5, V5.0 Build 125; SEMCAD X Version 13.4 Build 125

**Body/Area Scan (41x81x1):** Measurement grid:  $dx=15\text{mm}$ ,  $dy=15\text{mm}$   
Maximum value of SAR (interpolated) = 0.960 mW/g

**Body/Zoom Scan (7x7x7) (5x5x7)/Cube 0:** Measurement grid:  $dx=8\text{mm}$ ,  $dy=8\text{mm}$ ,  $dz=5\text{mm}$   
Reference Value = 10.7 V/m; Power Drift = 0.079 dB  
Peak SAR (extrapolated) = 1.7 W/kg

**SAR(1 g) = 0.833 mW/g; SAR(10 g) = 0.393 mW/g**  
Maximum value of SAR (measured) = 0.879 mW/g



Date/Time: 08/24/2009 08:03:14

## Configuration 2\_ WLAN802.11g\_CH6

### DUT: SMCWUSB-N2

Communication System: Wireless LAN; Frequency: 2437 MHz; Duty Cycle: 1:1  
Medium: BODY 2450 Medium parameters used:  $f = 2437$  MHz;  $\sigma = 1.96$  mho/m;  $\epsilon_r = 54.3$ ;  $\rho = 1000$  kg/m<sup>3</sup>  
Phantom section: Flat Section

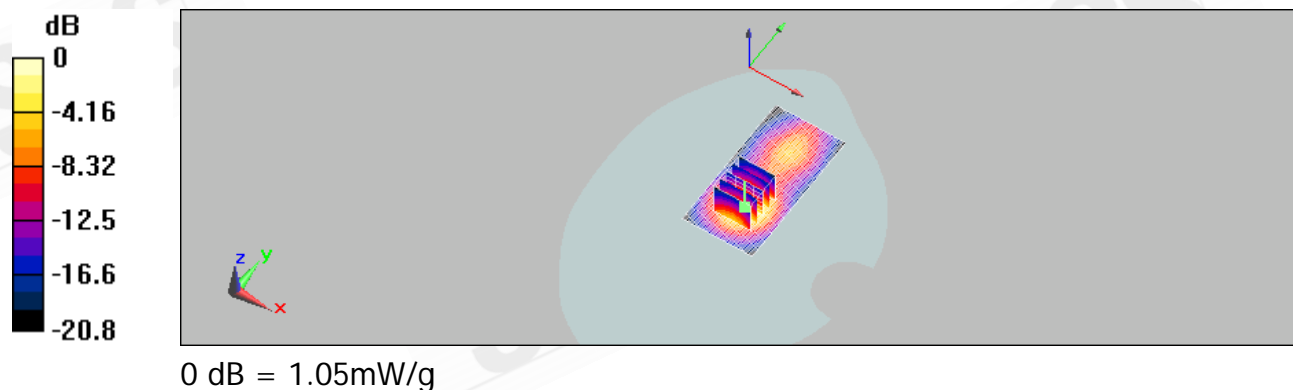
### DASY5 Configuration:

- Probe: ES3DV3 - SN3172; ConvF(4.02, 4.02, 4.02); Calibrated: 5/27/2009
- Sensor-Surface: 4mm (Mechanical Surface Detection)
- Electronics: DAE4 Sn856; Calibrated: 5/26/2009
- Phantom: SAM1; Type: SAM;
- Measurement SW: DASY5, V5.0 Build 125; SEMCAD X Version 13.4 Build 125

**Body/Area Scan (41x81x1):** Measurement grid: dx=15mm, dy=15mm  
Maximum value of SAR (interpolated) = 1.14 mW/g

**Body/Zoom Scan (7x7x7) (5x5x7)/Cube 0:** Measurement grid: dx=8mm, dy=8mm, dz=5mm  
Reference Value = 11.6 V/m; Power Drift = 0.141 dB  
Peak SAR (extrapolated) = 2.01 W/kg

**SAR(1 g) = 0.980 mW/g; SAR(10 g) = 0.467 mW/g**  
Maximum value of SAR (measured) = 1.05 mW/g



Date/Time: 08/24/2009 08:30:06

## Configuration 2\_ WLAN802.11g\_CH11

### DUT: SMCWUSB-N2

Communication System: Wireless LAN; Frequency: 2462 MHz; Duty Cycle: 1:1  
Medium: BODY 2450 Medium parameters used:  $f = 2462 \text{ MHz}$ ;  $\sigma = 2.01 \text{ mho/m}$ ;  $\epsilon_r = 54.2$ ;  $\rho = 1000 \text{ kg/m}^3$   
Phantom section: Flat Section

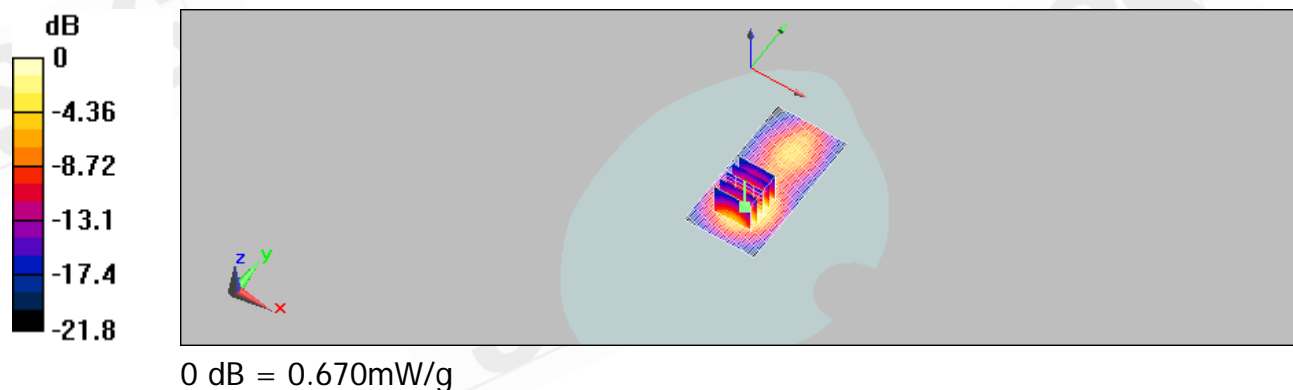
### DASY5 Configuration:

- Probe: ES3DV3 - SN3172; ConvF(4.02, 4.02, 4.02); Calibrated: 5/27/2009
- Sensor-Surface: 4mm (Mechanical Surface Detection)
- Electronics: DAE4 Sn856; Calibrated: 5/26/2009
- Phantom: SAM1; Type: SAM;
- Measurement SW: DASY5, V5.0 Build 125; SEMCAD X Version 13.4 Build 125

**Body/Area Scan (41x81x1):** Measurement grid:  $dx=15\text{mm}$ ,  $dy=15\text{mm}$   
Maximum value of SAR (interpolated) = 0.777 mW/g

**Body/Zoom Scan (7x7x7) (5x5x7)/Cube 0:** Measurement grid:  $dx=8\text{mm}$ ,  $dy=8\text{mm}$ ,  $dz=5\text{mm}$   
Reference Value = 9.53 V/m; Power Drift = -0.106 dB  
Peak SAR (extrapolated) = 1.34 W/kg

**SAR(1 g) = 0.649 mW/g; SAR(10 g) = 0.310 mW/g**  
Maximum value of SAR (measured) = 0.670 mW/g



Unless otherwise stated the results shown in this test report refer only to the sample(s) tested and such sample(s) are retained for 90 days only. This test report cannot be reproduced, except in full, without prior written permission of the Company. 除非另有說明，此報告結果僅對測試之樣品負責，同時此樣品僅保留90天。本報告未經本公司書面許可，不可部份複製。  
This document is issued by the Company subject to its General Conditions of Service ([www.sgs.com/terms\\_and\\_conditions.htm](http://www.sgs.com/terms_and_conditions.htm)) and Terms and Conditions for Electronic Documents ([www.sgs.com/terms\\_e-document.htm](http://www.sgs.com/terms_e-document.htm)). Attention is drawn to the limitations of liability, indemnification and jurisdictional issues established therein. Even if printed this electronic document is to be treated as an original within the meaning of UCP 600 article 20b. The authenticity of this document may be verified at [www.sgsonsite.com/authentication](http://www.sgsonsite.com/authentication). Any holder of this document is advised that information contained hereon reflects the Company's findings at the time of its intervention only and within the limits of client's instructions, if any. The Company's sole responsibility is to its Client and this document does not exonerate parties to a transaction from exercising all their rights and obligations under the transaction documents.



Date/Time: 08/24/2009 14:36:04

## Configuration 3\_ WLAN802.11g\_CH1

### DUT: SMCWUSB-N2

Communication System: Wireless LAN; Frequency: 2412 MHz; Duty Cycle: 1:1  
Medium: BODY 2450 Medium parameters used:  $f = 2412 \text{ MHz}$ ;  $\sigma = 1.92 \text{ mho/m}$ ;  $\epsilon_r = 54.8$ ;  $\rho = 1000 \text{ kg/m}^3$   
Phantom section: Flat Section

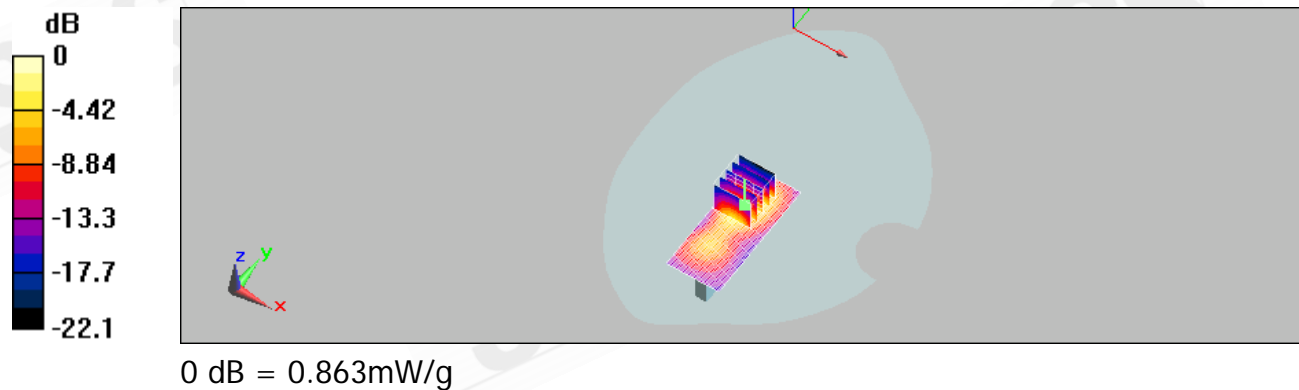
### DASY5 Configuration:

- Probe: ES3DV3 - SN3172; ConvF(4.02, 4.02, 4.02); Calibrated: 5/27/2009
- Sensor-Surface: 4mm (Mechanical Surface Detection)
- Electronics: DAE4 Sn856; Calibrated: 5/26/2009
- Phantom: SAM1; Type: SAM;
- Measurement SW: DASY5, V5.0 Build 125; SEMCAD X Version 13.4 Build 125

**Body/Area Scan (31x71x1):** Measurement grid:  $dx=15\text{mm}$ ,  $dy=15\text{mm}$   
Maximum value of SAR (interpolated) = 0.856 mW/g

**Body/Zoom Scan (7x7x7) (5x5x7)/Cube 0:** Measurement grid:  $dx=8\text{mm}$ ,  $dy=8\text{mm}$ ,  $dz=5\text{mm}$   
Reference Value = 8.73 V/m; Power Drift = 0.000945 dB  
Peak SAR (extrapolated) = 1.65 W/kg

**SAR(1 g) = 0.765 mW/g; SAR(10 g) = 0.347 mW/g**  
Maximum value of SAR (measured) = 0.863 mW/g



Unless otherwise stated the results shown in this test report refer only to the sample(s) tested and such sample(s) are retained for 90 days only. This test report cannot be reproduced, except in full, without prior written permission of the Company. 除非另有說明，此報告結果僅對測試之樣品負責，同時此樣品僅保留90天。本報告未經本公司書面許可，不可部份複製。

This document is issued by the Company subject to its General Conditions of Service ([www.sgs.com/terms\\_and\\_conditions.htm](http://www.sgs.com/terms_and_conditions.htm)) and Terms and Conditions for Electronic Documents ([www.sgs.com/terms\\_e-document.htm](http://www.sgs.com/terms_e-document.htm)). Attention is drawn to the limitations of liability, indemnification and jurisdictional issues established therein. Even if printed this electronic document is to be treated as an original within the meaning of UCP 600 article 20b. The authenticity of this document may be verified at [www.sgsonsite.com/authentication](http://www.sgsonsite.com/authentication). Any holder of this document is advised that information contained hereon reflects the Company's findings at the time of its intervention only and within the limits of client's instructions, if any. The Company's sole responsibility is to its Client and this document does not exonerate parties to a transaction from exercising all their rights and obligations under the transaction documents.

Date/Time: 08/24/2009 15:01:42

## Configuration 3\_ WLAN802.11g\_CH6

### DUT: SMCWUSB-N2

Communication System: Wireless LAN; Frequency: 2437 MHz; Duty Cycle: 1:1  
 Medium: BODY 2450 Medium parameters used:  $f = 2437 \text{ MHz}$ ;  $\sigma = 1.96 \text{ mho/m}$ ;  $\epsilon_r = 54.3$ ;  $\rho = 1000 \text{ kg/m}^3$   
 Phantom section: Flat Section

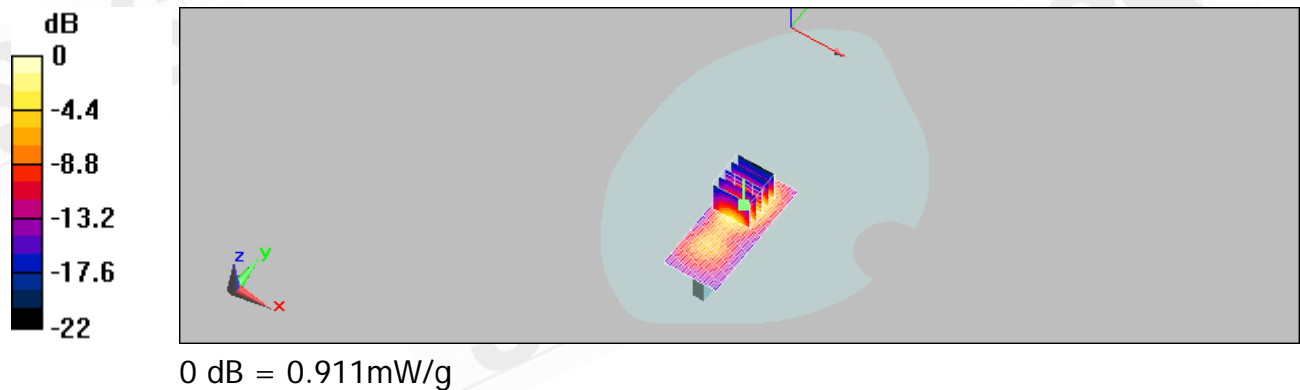
### DASY5 Configuration:

- Probe: ES3DV3 - SN3172; ConvF(4.02, 4.02, 4.02); Calibrated: 5/27/2009
- Sensor-Surface: 4mm (Mechanical Surface Detection)
- Electronics: DAE4 Sn856; Calibrated: 5/26/2009
- Phantom: SAM1; Type: SAM;
- Measurement SW: DASY5, V5.0 Build 125; SEMCAD X Version 13.4 Build 125

**Body/Area Scan (31x71x1):** Measurement grid:  $dx=15\text{mm}$ ,  $dy=15\text{mm}$   
 Maximum value of SAR (interpolated) = 0.913 mW/g

**Body/Zoom Scan (7x7x7) (5x5x7)/Cube 0:** Measurement grid:  $dx=8\text{mm}$ ,  $dy=8\text{mm}$ ,  $dz=5\text{mm}$   
 Reference Value = 8.93 V/m; Power Drift = -0.047 dB  
 Peak SAR (extrapolated) = 1.75 W/kg

**SAR(1 g) = 0.795 mW/g; SAR(10 g) = 0.360 mW/g**  
 Maximum value of SAR (measured) = 0.911 mW/g



Unless otherwise stated the results shown in this test report refer only to the sample(s) tested and such sample(s) are retained for 90 days only. This test report cannot be reproduced, except in full, without prior written permission of the Company. 除非另有說明，此報告結果僅對測試之樣品負責，同時此樣品僅保留90天。本報告未經本公司書面許可，不可部份複製。

This document is issued by the Company subject to its General Conditions of Service ([www.sgs.com/terms\\_and\\_conditions.htm](http://www.sgs.com/terms_and_conditions.htm)) and Terms and Conditions for Electronic Documents ([www.sgs.com/terms\\_e-document.htm](http://www.sgs.com/terms_e-document.htm)). Attention is drawn to the limitations of liability, indemnification and jurisdictional issues established therein. Even if printed this electronic document is to be treated as an original within the meaning of UCP 600 article 20b. The authenticity of this document may be verified at [www.sgsonsite.com/authentication](http://www.sgsonsite.com/authentication). Any holder of this document is advised that information contained hereon reflects the Company's findings at the time of its intervention only and within the limits of client's instructions, if any. The Company's sole responsibility is to its Client and this document does not exonerate parties to a transaction from exercising all their rights and obligations under the transaction documents.

Date/Time: 08/24/2009 15:24:42

### Configuration 3\_ WLAN802.11g\_CH11

#### DUT: SMCWUSB-N2

Communication System: Wireless LAN; Frequency: 2462 MHz; Duty Cycle: 1:1  
Medium: BODY 2450 Medium parameters used:  $f = 2462 \text{ MHz}$ ;  $\sigma = 2.01 \text{ mho/m}$ ;  $\epsilon_r = 54.2$ ;  $\rho = 1000 \text{ kg/m}^3$   
Phantom section: Flat Section

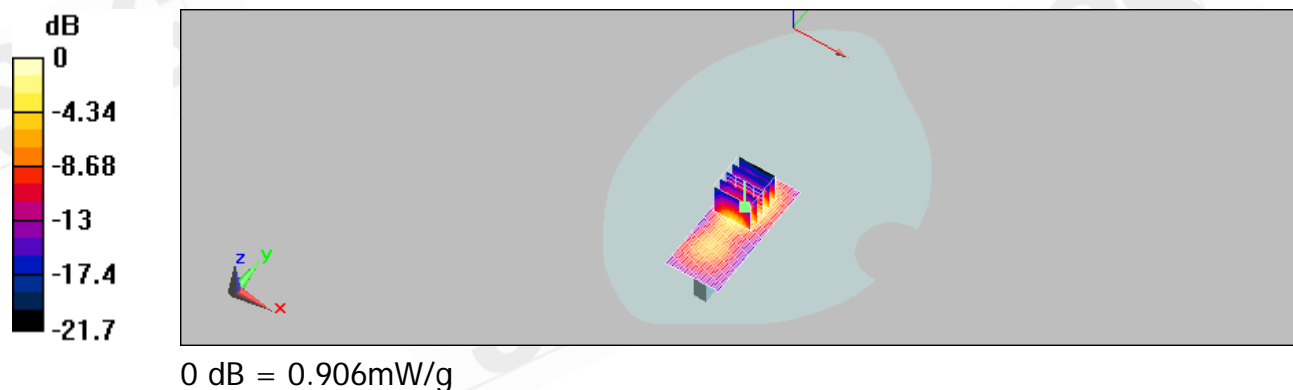
#### DASY5 Configuration:

- Probe: ES3DV3 - SN3172; ConvF(4.02, 4.02, 4.02); Calibrated: 5/27/2009
- Sensor-Surface: 4mm (Mechanical Surface Detection)
- Electronics: DAE4 Sn856; Calibrated: 5/26/2009
- Phantom: SAM1; Type: SAM;
- Measurement SW: DASY5, V5.0 Build 125; SEMCAD X Version 13.4 Build 125

**Body/Area Scan (31x71x1):** Measurement grid:  $dx=15\text{mm}$ ,  $dy=15\text{mm}$   
Maximum value of SAR (interpolated) = 0.907 mW/g

**Body/Zoom Scan (7x7x7) (5x5x7)/Cube 0:** Measurement grid:  $dx=8\text{mm}$ ,  $dy=8\text{mm}$ ,  $dz=5\text{mm}$   
Reference Value = 8.59 V/m; Power Drift = -0.069 dB  
Peak SAR (extrapolated) = 1.72 W/kg

**SAR(1 g) = 0.785 mW/g; SAR(10 g) = 0.362 mW/g**  
Maximum value of SAR (measured) = 0.906 mW/g



Unless otherwise stated the results shown in this test report refer only to the sample(s) tested and such sample(s) are retained for 90 days only. This test report cannot be reproduced, except in full, without prior written permission of the Company. 除非另有說明，此報告結果僅對測試之樣品負責，同時此樣品僅保留90天。本報告未經本公司書面許可，不可部份複製。  
This document is issued by the Company subject to its General Conditions of Service ([www.sgs.com/terms\\_and\\_conditions.htm](http://www.sgs.com/terms_and_conditions.htm)) and Terms and Conditions for Electronic Documents ([www.sgs.com/terms\\_e-document.htm](http://www.sgs.com/terms_e-document.htm)). Attention is drawn to the limitations of liability, indemnification and jurisdictional issues established therein. Even if printed this electronic document is to be treated as an original within the meaning of UCP 600 article 20b. The authenticity of this document may be verified at [www.sgsonsite.com/authentication](http://www.sgsonsite.com/authentication). Any holder of this document is advised that information contained hereon reflects the Company's findings at the time of its intervention only and within the limits of client's instructions, if any. The Company's sole responsibility is to its Client and this document does not exonerate parties to a transaction from exercising all their rights and obligations under the transaction documents.

Date/Time: 08/24/2009 19:33:01

## Configuration 4\_ WLAN802.11g\_CH1

### DUT: SMCWUSB-N2

Communication System: Wireless LAN; Frequency: 2412 MHz; Duty Cycle: 1:1  
Medium: BODY 2450 Medium parameters used:  $f = 2412$  MHz;  $\sigma = 1.92$  mho/m;  $\epsilon_r = 54.8$ ;  $\rho = 1000$  kg/m<sup>3</sup>  
Phantom section: Flat Section

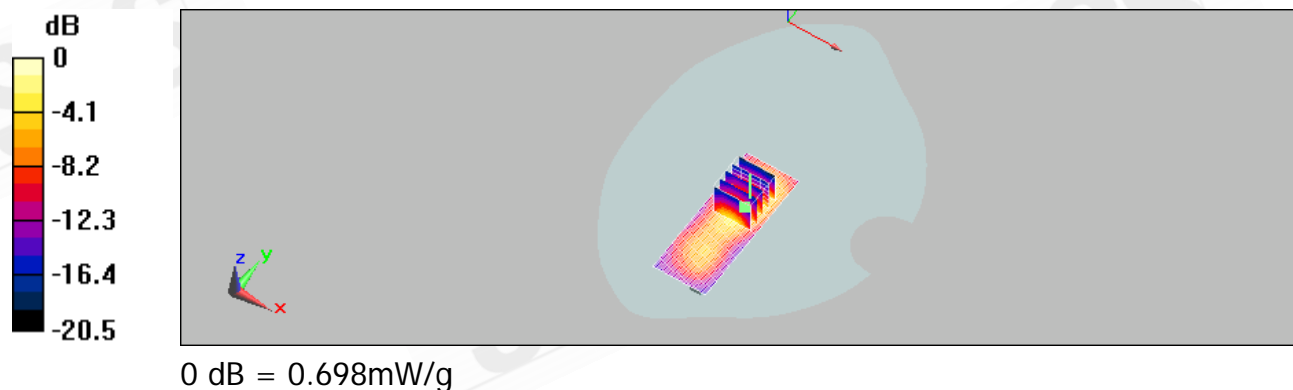
### DASY5 Configuration:

- Probe: ES3DV3 - SN3172; ConvF(4.02, 4.02, 4.02); Calibrated: 5/27/2009
- Sensor-Surface: 4mm (Mechanical Surface Detection)
- Electronics: DAE4 Sn856; Calibrated: 5/26/2009
- Phantom: SAM1; Type: SAM;
- Measurement SW: DASY5, V5.0 Build 125; SEMCAD X Version 13.4 Build 125

**Body/Area Scan (31x81x1):** Measurement grid: dx=15mm, dy=15mm  
Maximum value of SAR (interpolated) = 0.617 mW/g

**Body/Zoom Scan (7x7x7) (5x5x7)/Cube 0:** Measurement grid: dx=8mm, dy=8mm, dz=5mm  
Reference Value = 12.1 V/m; Power Drift = -0.209 dB  
Peak SAR (extrapolated) = 1.18 W/kg

**SAR(1 g) = 0.600 mW/g; SAR(10 g) = 0.295 mW/g**  
Maximum value of SAR (measured) = 0.698 mW/g



Date/Time: 08/24/2009 19:59:47

## Configuration 4\_ WLAN802.11g\_CH6

### DUT: SMCWUSB-N2

Communication System: Wireless LAN; Frequency: 2437 MHz; Duty Cycle: 1:1  
 Medium: BODY 2450 Medium parameters used:  $f = 2437 \text{ MHz}$ ;  $\sigma = 1.96 \text{ mho/m}$ ;  $\epsilon_r = 54.3$ ;  $\rho = 1000 \text{ kg/m}^3$   
 Phantom section: Flat Section

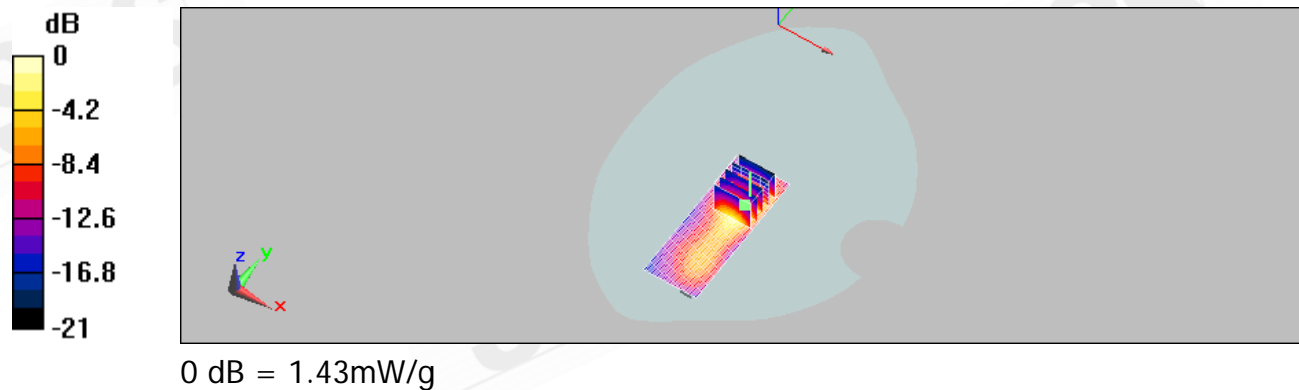
### DASY5 Configuration:

- Probe: ES3DV3 - SN3172; ConvF(4.02, 4.02, 4.02); Calibrated: 5/27/2009
- Sensor-Surface: 4mm (Mechanical Surface Detection)
- Electronics: DAE4 Sn856; Calibrated: 5/26/2009
- Phantom: SAM1; Type: SAM;
- Measurement SW: DASY5, V5.0 Build 125; SEMCAD X Version 13.4 Build 125

**Body/Area Scan (31x81x1):** Measurement grid:  $dx=15\text{mm}$ ,  $dy=15\text{mm}$   
 Maximum value of SAR (interpolated) = 1.35 mW/g

**Body/Zoom Scan (7x7x7) (5x5x7)/Cube 0:** Measurement grid:  $dx=8\text{mm}$ ,  $dy=8\text{mm}$ ,  $dz=5\text{mm}$   
 Reference Value = 14.7 V/m; Power Drift = 0.00779 dB  
 Peak SAR (extrapolated) = 2.52 W/kg

**SAR(1 g) = 1.09 mW/g; SAR(10 g) = 0.532 mW/g**  
 Maximum value of SAR (measured) = 1.43 mW/g



Unless otherwise stated the results shown in this test report refer only to the sample(s) tested and such sample(s) are retained for 90 days only. This test report cannot be reproduced, except in full, without prior written permission of the Company. 除非另有說明，此報告結果僅對測試之樣品負責，同時此樣品僅保留90天。本報告未經本公司書面許可，不可部份複製。

This document is issued by the Company subject to its General Conditions of Service ([www.sgs.com/terms\\_and\\_conditions.htm](http://www.sgs.com/terms_and_conditions.htm)) and Terms and Conditions for Electronic Documents ([www.sgs.com/terms\\_e-document.htm](http://www.sgs.com/terms_e-document.htm)). Attention is drawn to the limitations of liability, indemnification and jurisdictional issues established therein. Even if printed this electronic document is to be treated as an original within the meaning of UCP 600 article 20b. The authenticity of this document may be verified at [www.sgsonsite.com/authentication](http://www.sgsonsite.com/authentication). Any holder of this document is advised that information contained hereon reflects the Company's findings at the time of its intervention only and within the limits of client's instructions, if any. The Company's sole responsibility is to its Client and this document does not exonerate parties to a transaction from exercising all their rights and obligations under the transaction documents.

Date/Time: 08/24/2009 20:23:24

## Configuration 4\_ WLAN802.11g\_CH11

### DUT: SMCWUSB-N2

Communication System: Wireless LAN; Frequency: 2462 MHz; Duty Cycle: 1:1  
 Medium: BODY 2450 Medium parameters used:  $f = 2462 \text{ MHz}$ ;  $\sigma = 2.01 \text{ mho/m}$ ;  $\epsilon_r = 54.2$ ;  $\rho = 1000 \text{ kg/m}^3$   
 Phantom section: Flat Section

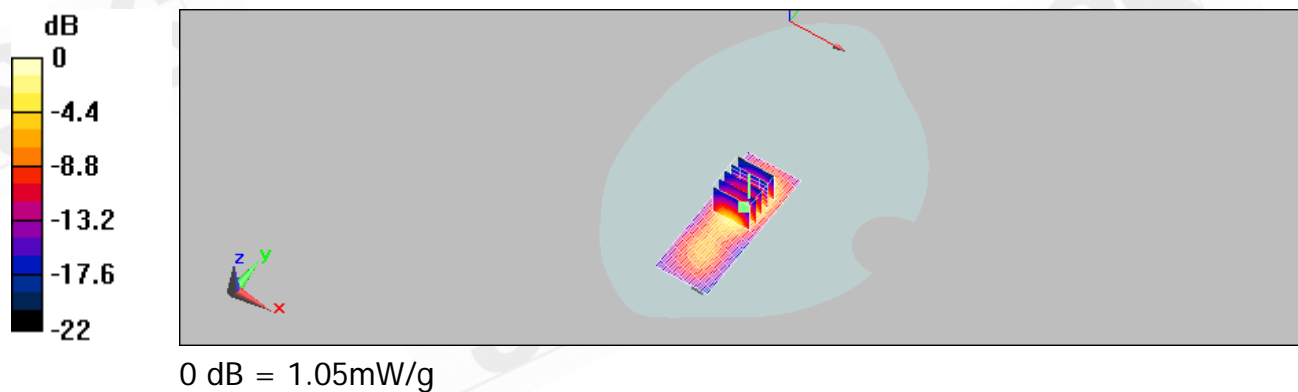
### DASY5 Configuration:

- Probe: ES3DV3 - SN3172; ConvF(4.02, 4.02, 4.02); Calibrated: 5/27/2009
- Sensor-Surface: 4mm (Mechanical Surface Detection)
- Electronics: DAE4 Sn856; Calibrated: 5/26/2009
- Phantom: SAM1; Type: SAM;
- Measurement SW: DASY5, V5.0 Build 125; SEMCAD X Version 13.4 Build 125

**Body/Area Scan (31x81x1):** Measurement grid:  $dx=15\text{mm}$ ,  $dy=15\text{mm}$   
 Maximum value of SAR (interpolated) = 0.868 mW/g

**Body/Zoom Scan (7x7x7) (5x5x7)/Cube 0:** Measurement grid:  $dx=8\text{mm}$ ,  $dy=8\text{mm}$ ,  $dz=5\text{mm}$   
 Reference Value = 10.9 V/m; Power Drift = -0.160 dB  
 Peak SAR (extrapolated) = 1.8 W/kg

**SAR(1 g) = 0.861 mW/g; SAR(10 g) = 0.399 mW/g**  
 Maximum value of SAR (measured) = 1.05 mW/g



Unless otherwise stated the results shown in this test report refer only to the sample(s) tested and such sample(s) are retained for 90 days only. This test report cannot be reproduced, except in full, without prior written permission of the Company. 除非另有說明，此報告結果僅對測試之樣品負責，同時此樣品僅保留90天。本報告未經本公司書面許可，不可部份複製。  
 This document is issued by the Company subject to its General Conditions of Service ([www.sgs.com/terms\\_and\\_conditions.htm](http://www.sgs.com/terms_and_conditions.htm)) and Terms and Conditions for Electronic Documents ([www.sgs.com/terms\\_e-document.htm](http://www.sgs.com/terms_e-document.htm)). Attention is drawn to the limitations of liability, indemnification and jurisdictional issues established therein. Even if printed this electronic document is to be treated as an original within the meaning of UCP 600 article 20b. The authenticity of this document may be verified at [www.sgsonsite.com/authentication](http://www.sgsonsite.com/authentication). Any holder of this document is advised that information contained hereon reflects the Company's findings at the time of its intervention only and within the limits of client's instructions, if any. The Company's sole responsibility is to its Client and this document does not exonerate parties to a transaction from exercising all their rights and obligations under the transaction documents.

Date/Time: 09/07/2009 03:59:36

## Configuration 5\_ WLAN802.11g \_CH1

### DUT: SMCWUSB-N2

Communication System: Wireless LAN; Frequency: 2412 MHz; Duty Cycle: 1:1  
Medium: Body 2450 Medium parameters used:  $f = 2412 \text{ MHz}$ ;  $\sigma = 1.92 \text{ mho/m}$ ;  $\epsilon_r = 54.8$ ;  $\rho = 1000 \text{ kg/m}^3$   
Phantom section: Flat Section


### DASY5 Configuration:

- Probe: ES3DV3 - SN3172; ConvF(4.02, 4.02, 4.02); Calibrated: 5/27/2009
- Sensor-Surface: 4mm (Mechanical Surface Detection)
- Electronics: DAE4 Sn856; Calibrated: 5/26/2009
- Phantom: SAM1; Type: SAM;
- Measurement SW: DASY5, V5.0 Build 125; SEMCAD X Version 13.4 Build 125

**Body/Area Scan (61x51x1):** Measurement grid:  $dx=15\text{mm}$ ,  $dy=15\text{mm}$   
Maximum value of SAR (interpolated) = 0.564 mW/g

**Body/Zoom Scan (7x7x7) (5x5x7)/Cube 0:** Measurement grid:  $dx=8\text{mm}$ ,  $dy=8\text{mm}$ ,  $dz=5\text{mm}$   
Reference Value = 14.7 V/m; Power Drift = 0.096 dB  
Peak SAR (extrapolated) = 1.01 W/kg

**SAR(1 g) = 0.489 mW/g; SAR(10 g) = 0.222 mW/g**  
Maximum value of SAR (measured) = 0.551 mW/g



0 dB = 0.551mW/g

Unless otherwise stated the results shown in this test report refer only to the sample(s) tested and such sample(s) are retained for 90 days only. This test report cannot be reproduced, except in full, without prior written permission of the Company. 除非另有說明，此報告結果僅對測試之樣品負責，同時此樣品僅保留90天。本報告未經本公司書面許可，不可部份複製。

This document is issued by the Company subject to its General Conditions of Service ([www.sgs.com/terms\\_and\\_conditions.htm](http://www.sgs.com/terms_and_conditions.htm)) and Terms and Conditions for Electronic Documents ([www.sgs.com/terms\\_e-document.htm](http://www.sgs.com/terms_e-document.htm)). Attention is drawn to the limitations of liability, indemnification and jurisdictional issues established therein. Even if printed this electronic document is to be treated as an original within the meaning of UCP 600 article 20b. The authenticity of this document may be verified at [www.sgsonsite.com/authentication](http://www.sgsonsite.com/authentication). Any holder of this document is advised that information contained hereon reflects the Company's findings at the time of its intervention only and within the limits of client's instructions, if any. The Company's sole responsibility is to its Client and this document does not exonerate parties to a transaction from exercising all their rights and obligations under the transaction documents.

Date/Time: 09/07/2009 04:24:19

## Configuration 5\_ WLAN802.11g \_CH6

### DUT: SMCWUSB-N2

Communication System: Wireless LAN; Frequency: 2437 MHz; Duty Cycle: 1:1  
Medium: Body 2450 Medium parameters used:  $f = 2437 \text{ MHz}$ ;  $\sigma = 1.96 \text{ mho/m}$ ;  $\epsilon_r = 54.3$ ;  $\rho = 1000 \text{ kg/m}^3$   
Phantom section: Flat Section

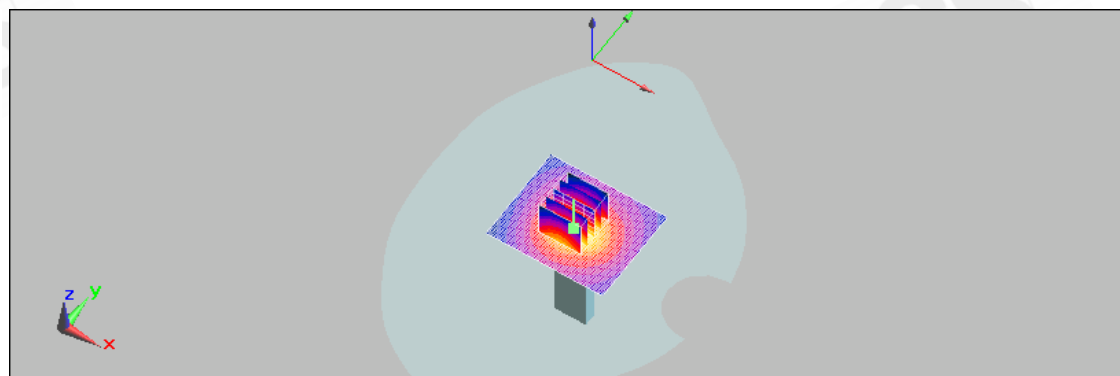
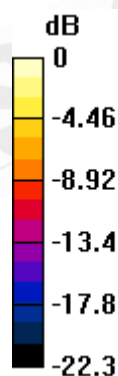
### DASY5 Configuration:

- Probe: ES3DV3 - SN3172; ConvF(4.02, 4.02, 4.02); Calibrated: 5/27/2009
- Sensor-Surface: 4mm (Mechanical Surface Detection)
- Electronics: DAE4 Sn856; Calibrated: 5/26/2009
- Phantom: SAM1; Type: SAM;
- Measurement SW: DASY5, V5.0 Build 125; SEMCAD X Version 13.4 Build 125

**Body/Area Scan (61x51x1):** Measurement grid:  $dx=15\text{mm}$ ,  $dy=15\text{mm}$   
Maximum value of SAR (interpolated) = 0.734 mW/g

**Body/Zoom Scan (7x7x7) (5x5x7)/Cube 0:** Measurement grid:  $dx=8\text{mm}$ ,  $dy=8\text{mm}$ ,  $dz=5\text{mm}$   
Reference Value = 18.7 V/m; Power Drift = -0.069 dB  
Peak SAR (extrapolated) = 1.33 W/kg

**SAR(1 g) = 0.639 mW/g; SAR(10 g) = 0.290 mW/g**  
Maximum value of SAR (measured) = 0.733 mW/g



0 dB = 0.733mW/g

Unless otherwise stated the results shown in this test report refer only to the sample(s) tested and such sample(s) are retained for 90 days only. This test report cannot be reproduced, except in full, without prior written permission of the Company. 除非另有說明，此報告結果僅對測試之樣品負責，同時此樣品僅保留90天。本報告未經本公司書面許可，不可部份複製。

This document is issued by the Company subject to its General Conditions of Service ([www.sgs.com/terms\\_and\\_conditions.htm](http://www.sgs.com/terms_and_conditions.htm)) and Terms and Conditions for Electronic Documents ([www.sgs.com/terms\\_e-document.htm](http://www.sgs.com/terms_e-document.htm)). Attention is drawn to the limitations of liability, indemnification and jurisdictional issues established therein. Even if printed this electronic document is to be treated as an original within the meaning of UCP 600 article 20b. The authenticity of this document may be verified at [www.sgsonsite.com/authentication](http://www.sgsonsite.com/authentication). Any holder of this document is advised that information contained hereon reflects the Company's findings at the time of its intervention only and within the limits of client's instructions, if any. The Company's sole responsibility is to its Client and this document does not exonerate parties to a transaction from exercising all their rights and obligations under the transaction documents.



Date/Time: 09/07/2009 04:47:38

## Configuration 5\_ WLAN802.11g \_CH11

### DUT: SMCWUSB-N2

Communication System: Wireless LAN; Frequency: 2462 MHz; Duty Cycle: 1:1  
Medium: Body 2450 Medium parameters used:  $f = 2462 \text{ MHz}$ ;  $\sigma = 2.01 \text{ mho/m}$ ;  $\epsilon_r = 54.2$ ;  $\rho = 1000 \text{ kg/m}^3$   
Phantom section: Flat Section


### DASY5 Configuration:

- Probe: ES3DV3 - SN3172; ConvF(4.02, 4.02, 4.02); Calibrated: 5/27/2009
- Sensor-Surface: 4mm (Mechanical Surface Detection)
- Electronics: DAE4 Sn856; Calibrated: 5/26/2009
- Phantom: SAM1; Type: SAM;
- Measurement SW: DASY5, V5.0 Build 125; SEMCAD X Version 13.4 Build 125

**Body/Area Scan (61x51x1):** Measurement grid:  $dx=15\text{mm}$ ,  $dy=15\text{mm}$   
Maximum value of SAR (interpolated) = 0.486 mW/g

**Body/Zoom Scan (7x7x7) (5x5x7)/Cube 0:** Measurement grid:  $dx=8\text{mm}$ ,  $dy=8\text{mm}$ ,  $dz=5\text{mm}$   
Reference Value = 14.7 V/m; Power Drift = -0.018 dB  
Peak SAR (extrapolated) = 0.856 W/kg

**SAR(1 g) = 0.415 mW/g; SAR(10 g) = 0.188 mW/g**  
Maximum value of SAR (measured) = 0.475 mW/g



0 dB = 0.475mW/g

Unless otherwise stated the results shown in this test report refer only to the sample(s) tested and such sample(s) are retained for 90 days only. This test report cannot be reproduced, except in full, without prior written permission of the Company. 除非另有說明，此報告結果僅對測試之樣品負責，同時此樣品僅保留90天。本報告未經本公司書面許可，不可部份複製。

This document is issued by the Company subject to its General Conditions of Service ([www.sgs.com/terms\\_and\\_conditions.htm](http://www.sgs.com/terms_and_conditions.htm)) and Terms and Conditions for Electronic Documents ([www.sgs.com/terms\\_e-document.htm](http://www.sgs.com/terms_e-document.htm)). Attention is drawn to the limitations of liability, indemnification and jurisdictional issues established therein. Even if printed this electronic document is to be treated as an original within the meaning of UCP 600 article 20b. The authenticity of this document may be verified at [www.sgsonsite.com/authentication](http://www.sgsonsite.com/authentication). Any holder of this document is advised that information contained hereon reflects the Company's findings at the time of its intervention only and within the limits of client's instructions, if any. The Company's sole responsibility is to its Client and this document does not exonerate parties to a transaction from exercising all their rights and obligations under the transaction documents.

Date/Time: 08/24/2009 04:00:06

## Configuration 1\_ WLAN802.11n(20m)\_CH1

### DUT: SMCWUSB-N2

Communication System: Wireless LAN; Frequency: 2412 MHz; Duty Cycle: 1:1  
Medium: BODY 2450 Medium parameters used:  $f = 2412 \text{ MHz}$ ;  $\sigma = 1.92 \text{ mho/m}$ ;  $\epsilon_r = 54.8$ ;  $\rho = 1000 \text{ kg/m}^3$   
Phantom section: Flat Section

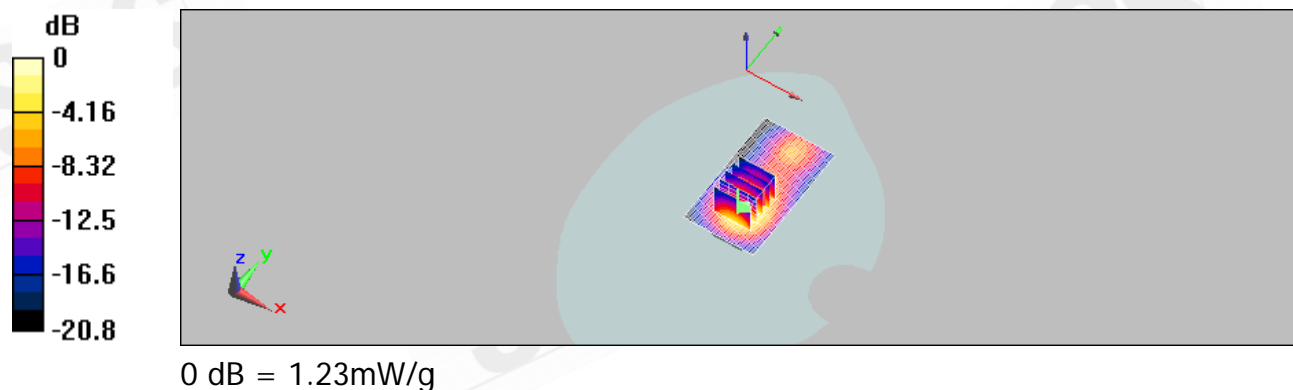
### DASY5 Configuration:

- Probe: ES3DV3 - SN3172; ConvF(4.02, 4.02, 4.02); Calibrated: 5/27/2009
- Sensor-Surface: 4mm (Mechanical Surface Detection)
- Electronics: DAE4 Sn856; Calibrated: 5/26/2009
- Phantom: SAM1; Type: SAM;
- Measurement SW: DASY5, V5.0 Build 125; SEMCAD X Version 13.4 Build 125

**Body/Area Scan (41x71x1):** Measurement grid:  $dx=15\text{mm}$ ,  $dy=15\text{mm}$   
Maximum value of SAR (interpolated) = 1.33 mW/g

**Body/Zoom Scan (7x7x7) (5x5x7)/Cube 0:** Measurement grid:  $dx=8\text{mm}$ ,  $dy=8\text{mm}$ ,  $dz=5\text{mm}$   
Reference Value = 10.7 V/m; Power Drift = -0.030 dB  
Peak SAR (extrapolated) = 2.37 W/kg

**SAR(1 g) = 1.07 mW/g; SAR(10 g) = 0.543 mW/g**  
Maximum value of SAR (measured) = 1.23 mW/g



Date/Time: 08/24/2009 04:24:48

## Configuration 1\_ WLAN802.11n(20m)\_CH6

### DUT: SMCWUSB-N2

Communication System: Wireless LAN; Frequency: 2437 MHz; Duty Cycle: 1:1  
Medium: BODY 2450 Medium parameters used:  $f = 2437 \text{ MHz}$ ;  $\sigma = 1.96 \text{ mho/m}$ ;  $\epsilon_r = 54.3$ ;  $\rho = 1000 \text{ kg/m}^3$   
Phantom section: Flat Section

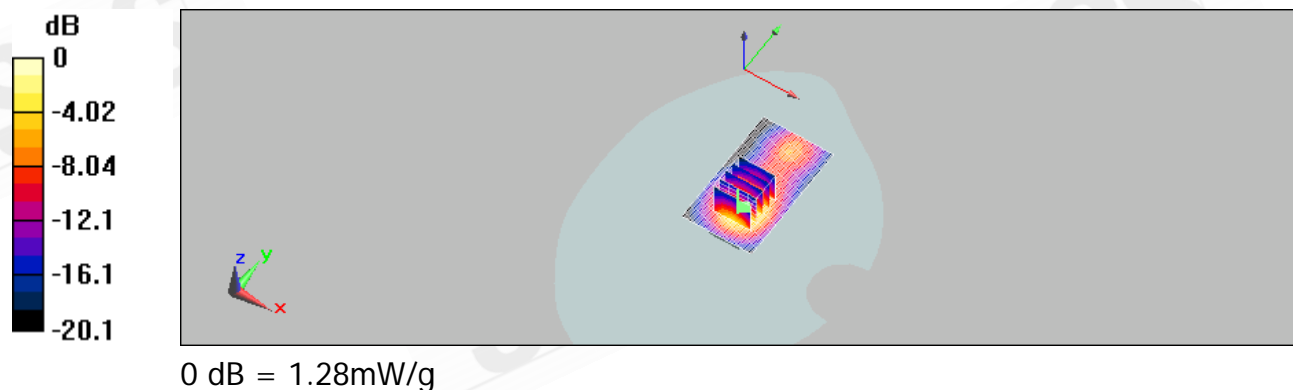
### DASY5 Configuration:

- Probe: ES3DV3 - SN3172; ConvF(4.02, 4.02, 4.02); Calibrated: 5/27/2009
- Sensor-Surface: 4mm (Mechanical Surface Detection)
- Electronics: DAE4 Sn856; Calibrated: 5/26/2009
- Phantom: SAM1; Type: SAM;
- Measurement SW: DASY5, V5.0 Build 125; SEMCAD X Version 13.4 Build 125

**Body/Area Scan (41x71x1):** Measurement grid:  $dx=15\text{mm}$ ,  $dy=15\text{mm}$   
Maximum value of SAR (interpolated) = 1.37 mW/g

**Body/Zoom Scan (7x7x7) (5x5x7)/Cube 0:** Measurement grid:  $dx=8\text{mm}$ ,  $dy=8\text{mm}$ ,  $dz=5\text{mm}$   
Reference Value = 10.7 V/m; Power Drift = 0.048 dB  
Peak SAR (extrapolated) = 2.45 W/kg

**SAR(1 g) = 1.03 mW/g; SAR(10 g) = 0.563 mW/g**  
Maximum value of SAR (measured) = 1.28 mW/g



Date/Time: 08/24/2009 04:49:46

## Configuration 1\_ WLAN802.11n(20m)\_CH11

### DUT: SMCWUSB-N2

Communication System: Wireless LAN; Frequency: 2462 MHz; Duty Cycle: 1:1  
 Medium: BODY 2450 Medium parameters used:  $f = 2462 \text{ MHz}$ ;  $\sigma = 2.01 \text{ mho/m}$ ;  $\epsilon_r = 54.2$ ;  $\rho = 1000 \text{ kg/m}^3$   
 Phantom section: Flat Section

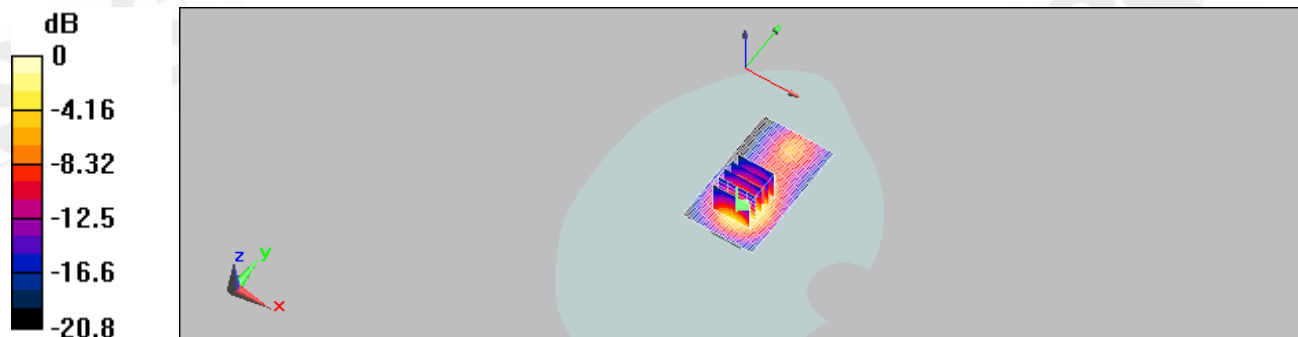
### DASY5 Configuration:

- Probe: ES3DV3 - SN3172; ConvF(4.02, 4.02, 4.02); Calibrated: 5/27/2009
- Sensor-Surface: 4mm (Mechanical Surface Detection)
- Electronics: DAE4 Sn856; Calibrated: 5/26/2009
- Phantom: SAM1; Type: SAM;
- Measurement SW: DASY5, V5.0 Build 125; SEMCAD X Version 13.4 Build 125

**Body/Area Scan (41x71x1):** Measurement grid:  $dx=15\text{mm}$ ,  $dy=15\text{mm}$   
 Maximum value of SAR (interpolated) = 1.42 mW/g

**Body/Zoom Scan (7x7x7) (5x5x7)/Cube 0:** Measurement grid:  $dx=8\text{mm}$ ,  $dy=8\text{mm}$ ,  $dz=5\text{mm}$   
 Reference Value = 10.7 V/m; Power Drift = 0.095 dB  
 Peak SAR (extrapolated) = 2.56 W/kg

**SAR(1 g) = 1.06 mW/g; SAR(10 g) = 0.586 mW/g**  
 Maximum value of SAR (measured) = 1.33 mW/g



0 dB = 1.33mW/g

Unless otherwise stated the results shown in this test report refer only to the sample(s) tested and such sample(s) are retained for 90 days only. This test report cannot be reproduced, except in full, without prior written permission of the Company. 除非另有說明，此報告結果僅對測試之樣品負責，同時此樣品僅保留90天。本報告未經本公司書面許可，不可部份複製。

This document is issued by the Company subject to its General Conditions of Service ([www.sgs.com/terms\\_and\\_conditions.htm](http://www.sgs.com/terms_and_conditions.htm)) and Terms and Conditions for Electronic Documents ([www.sgs.com/terms\\_e-document.htm](http://www.sgs.com/terms_e-document.htm)). Attention is drawn to the limitations of liability, indemnification and jurisdictional issues established therein. Even if printed this electronic document is to be treated as an original within the meaning of UCP 600 article 20b. The authenticity of this document may be verified at [www.sgsonsite.com/authentication](http://www.sgsonsite.com/authentication). Any holder of this document is advised that information contained hereon reflects the Company's findings at the time of its intervention only and within the limits of client's instructions, if any. The Company's sole responsibility is to its Client and this document does not exonerate parties to a transaction from exercising all their rights and obligations under the transaction documents.

Date/Time: 08/24/2009 10:10:25

## Configuration 2\_ WLAN802.11n(20m)\_CH1

### DUT: SMCWUSB-N2

Communication System: Wireless LAN; Frequency: 2412 MHz; Duty Cycle: 1:1  
 Medium: BODY 2450 Medium parameters used:  $f = 2412 \text{ MHz}$ ;  $\sigma = 1.92 \text{ mho/m}$ ;  $\epsilon_r = 54.8$ ;  $\rho = 1000 \text{ kg/m}^3$   
 Phantom section: Flat Section

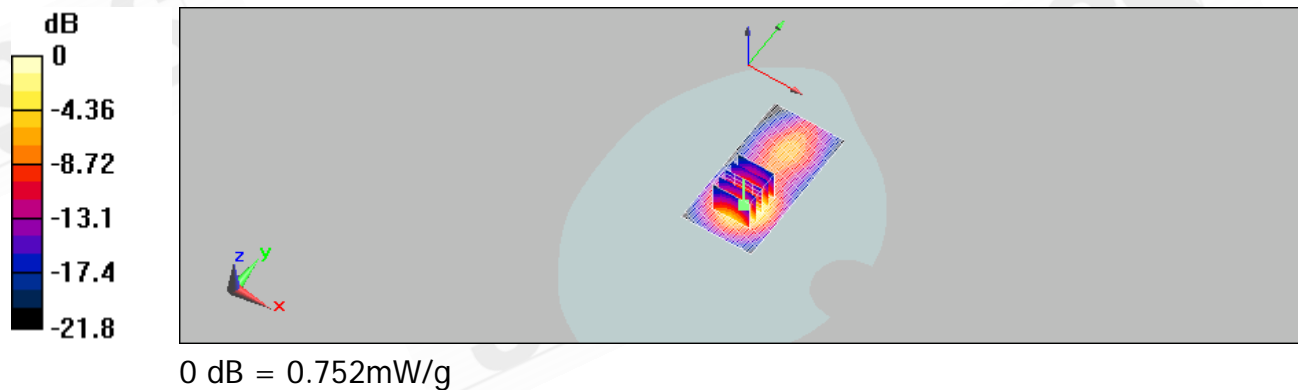
### DASY5 Configuration:

- Probe: ES3DV3 - SN3172; ConvF(4.02, 4.02, 4.02); Calibrated: 5/27/2009
- Sensor-Surface: 4mm (Mechanical Surface Detection)
- Electronics: DAE4 Sn856; Calibrated: 5/26/2009
- Phantom: SAM1; Type: SAM;
- Measurement SW: DASY5, V5.0 Build 125; SEMCAD X Version 13.4 Build 125

**Body/Area Scan (41x81x1):** Measurement grid:  $dx=15\text{mm}$ ,  $dy=15\text{mm}$   
 Maximum value of SAR (interpolated) = 0.831 mW/g

**Body/Zoom Scan (7x7x7) (5x5x7)/Cube 0:** Measurement grid:  $dx=8\text{mm}$ ,  $dy=8\text{mm}$ ,  $dz=5\text{mm}$   
 Reference Value = 9.93 V/m; Power Drift = 0.086 dB  
 Peak SAR (extrapolated) = 1.46 W/kg

**SAR(1 g) = 0.717 mW/g; SAR(10 g) = 0.339 mW/g**  
 Maximum value of SAR (measured) = 0.752 mW/g



Unless otherwise stated the results shown in this test report refer only to the sample(s) tested and such sample(s) are retained for 90 days only. This test report cannot be reproduced, except in full, without prior written permission of the Company. 除非另有說明，此報告結果僅對測試之樣品負責，同時此樣品僅保留90天。本報告未經本公司書面許可，不可部份複製。

This document is issued by the Company subject to its General Conditions of Service ([www.sgs.com/terms\\_and\\_conditions.htm](http://www.sgs.com/terms_and_conditions.htm)) and Terms and Conditions for Electronic Documents ([www.sgs.com/terms\\_e-document.htm](http://www.sgs.com/terms_e-document.htm)). Attention is drawn to the limitations of liability, indemnification and jurisdictional issues established therein. Even if printed this electronic document is to be treated as an original within the meaning of UCP 600 article 20b. The authenticity of this document may be verified at [www.sgsonsite.com/authentication](http://www.sgsonsite.com/authentication). Any holder of this document is advised that information contained hereon reflects the Company's findings at the time of its intervention only and within the limits of client's instructions, if any. The Company's sole responsibility is to its Client and this document does not exonerate parties to a transaction from exercising all their rights and obligations under the transaction documents.

Date/Time: 08/24/2009 10:35:36

## Configuration 2\_ WLAN802.11n(20m)\_CH6

### DUT: SMCWUSB-N2

Communication System: Wireless LAN; Frequency: 2437 MHz; Duty Cycle: 1:1  
Medium: BODY 2450 Medium parameters used:  $f = 2437 \text{ MHz}$ ;  $\sigma = 1.96 \text{ mho/m}$ ;  $\epsilon_r = 54.3$ ;  $\rho = 1000 \text{ kg/m}^3$   
Phantom section: Flat Section

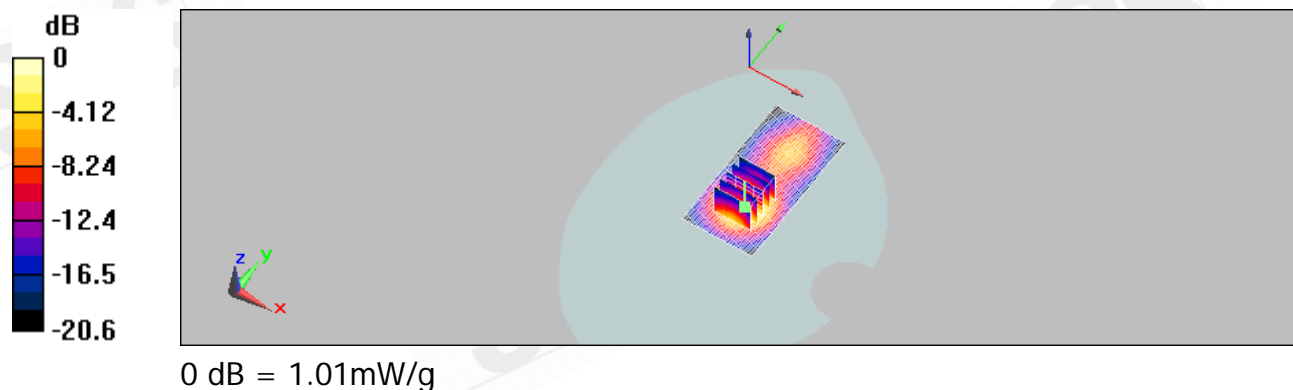
### DASY5 Configuration:

- Probe: ES3DV3 - SN3172; ConvF(4.02, 4.02, 4.02); Calibrated: 5/27/2009
- Sensor-Surface: 4mm (Mechanical Surface Detection)
- Electronics: DAE4 Sn856; Calibrated: 5/26/2009
- Phantom: SAM1; Type: SAM;
- Measurement SW: DASY5, V5.0 Build 125; SEMCAD X Version 13.4 Build 125

**Body/Area Scan (41x81x1):** Measurement grid:  $dx=15\text{mm}$ ,  $dy=15\text{mm}$   
Maximum value of SAR (interpolated) = 1.09 mW/g

**Body/Zoom Scan (7x7x7) (5x5x7)/Cube 0:** Measurement grid:  $dx=8\text{mm}$ ,  $dy=8\text{mm}$ ,  $dz=5\text{mm}$   
Reference Value = 11.3 V/m; Power Drift = 0.177 dB  
Peak SAR (extrapolated) = 1.93 W/kg

**SAR(1 g) = 0.950 mW/g; SAR(10 g) = 0.455 mW/g**  
Maximum value of SAR (measured) = 1.01 mW/g



Date/Time: 08/24/2009 11:01:21

## Configuration 2\_ WLAN802.11n(20m)\_CH11

### DUT: SMCWUSB-N2

Communication System: Wireless LAN; Frequency: 2462 MHz; Duty Cycle: 1:1  
Medium: BODY 2450 Medium parameters used:  $f = 2462 \text{ MHz}$ ;  $\sigma = 2.01 \text{ mho/m}$ ;  $\epsilon_r = 54.2$ ;  $\rho = 1000 \text{ kg/m}^3$   
Phantom section: Flat Section

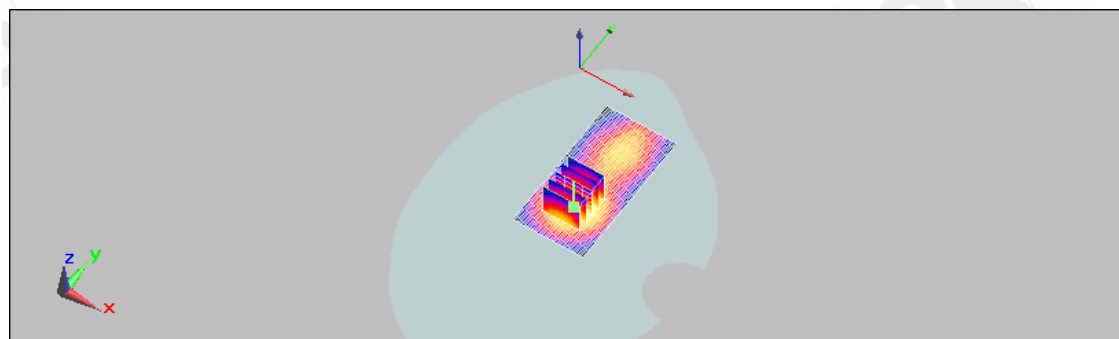
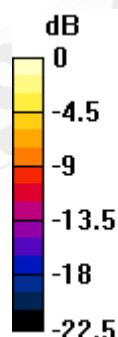
### DASY5 Configuration:

- Probe: ES3DV3 - SN3172; ConvF(4.02, 4.02, 4.02); Calibrated: 5/27/2009
- Sensor-Surface: 4mm (Mechanical Surface Detection)
- Electronics: DAE4 Sn856; Calibrated: 5/26/2009
- Phantom: SAM1; Type: SAM;
- Measurement SW: DASY5, V5.0 Build 125; SEMCAD X Version 13.4 Build 125

**Body/Area Scan (41x81x1):** Measurement grid:  $dx=15\text{mm}$ ,  $dy=15\text{mm}$   
Maximum value of SAR (interpolated) = 0.576 mW/g

**Body/Zoom Scan (7x7x7) (5x5x7)/Cube 0:** Measurement grid:  $dx=8\text{mm}$ ,  $dy=8\text{mm}$ ,  $dz=5\text{mm}$   
Reference Value = 8.09 V/m; Power Drift = 0.094 dB  
Peak SAR (extrapolated) = 0.984 W/kg

**SAR(1 g) = 0.483 mW/g; SAR(10 g) = 0.231 mW/g**  
Maximum value of SAR (measured) = 0.497 mW/g



0 dB = 0.497mW/g

Unless otherwise stated the results shown in this test report refer only to the sample(s) tested and such sample(s) are retained for 90 days only. This test report cannot be reproduced, except in full, without prior written permission of the Company. 除非另有說明，此報告結果僅對測試之樣品負責，同時此樣品僅保留90天。本報告未經本公司書面許可，不可部份複製。

This document is issued by the Company subject to its General Conditions of Service ([www.sgs.com/terms\\_and\\_conditions.htm](http://www.sgs.com/terms_and_conditions.htm)) and Terms and Conditions for Electronic Documents ([www.sgs.com/terms\\_e-document.htm](http://www.sgs.com/terms_e-document.htm)). Attention is drawn to the limitations of liability, indemnification and jurisdictional issues established therein. Even if printed this electronic document is to be treated as an original within the meaning of UCP 600 article 20b. The authenticity of this document may be verified at [www.sgsonsite.com/authentication](http://www.sgsonsite.com/authentication). Any holder of this document is advised that information contained hereon reflects the Company's findings at the time of its intervention only and within the limits of client's instructions, if any. The Company's sole responsibility is to its Client and this document does not exonerate parties to a transaction from exercising all their rights and obligations under the transaction documents.

Date/Time: 08/24/2009 15:49:41

### Configuration 3\_ WLAN802.11n(20m)\_CH1

#### DUT: SMCWUSB-N2

Communication System: Wireless LAN; Frequency: 2412 MHz; Duty Cycle: 1:1  
 Medium: BODY 2450 Medium parameters used:  $f = 2412 \text{ MHz}$ ;  $\sigma = 1.92 \text{ mho/m}$ ;  $\epsilon_r = 54.8$ ;  $\rho = 1000 \text{ kg/m}^3$   
 Phantom section: Flat Section

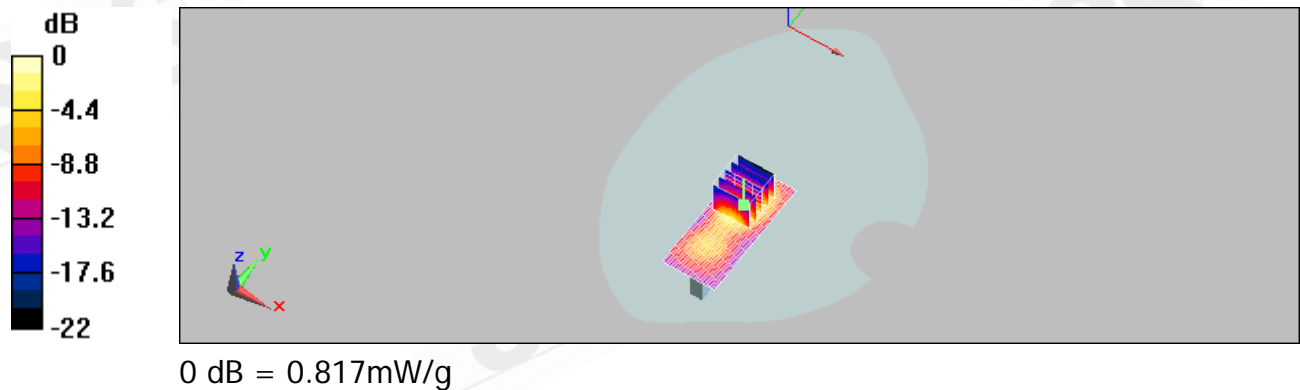
#### DASY5 Configuration:

- Probe: ES3DV3 - SN3172; ConvF(4.02, 4.02, 4.02); Calibrated: 5/27/2009
- Sensor-Surface: 4mm (Mechanical Surface Detection)
- Electronics: DAE4 Sn856; Calibrated: 5/26/2009
- Phantom: SAM1; Type: SAM;
- Measurement SW: DASY5, V5.0 Build 125; SEMCAD X Version 13.4 Build 125

**Body/Area Scan (31x71x1):** Measurement grid:  $dx=15\text{mm}$ ,  $dy=15\text{mm}$   
 Maximum value of SAR (interpolated) = 0.800 mW/g

**Body/Zoom Scan (7x7x7) (5x5x7)/Cube 0:** Measurement grid:  $dx=8\text{mm}$ ,  $dy=8\text{mm}$ ,  $dz=5\text{mm}$   
 Reference Value = 8.69 V/m; Power Drift = -0.136 dB  
 Peak SAR (extrapolated) = 1.5 W/kg

**SAR(1 g) = 0.702 mW/g; SAR(10 g) = 0.323 mW/g**  
 Maximum value of SAR (measured) = 0.817 mW/g



Unless otherwise stated the results shown in this test report refer only to the sample(s) tested and such sample(s) are retained for 90 days only. This test report cannot be reproduced, except in full, without prior written permission of the Company. 除非另有說明，此報告結果僅對測試之樣品負責，同時此樣品僅保留90天。本報告未經本公司書面許可，不可部份複製。  
 This document is issued by the Company subject to its General Conditions of Service ([www.sgs.com/terms\\_and\\_conditions.htm](http://www.sgs.com/terms_and_conditions.htm)) and Terms and Conditions for Electronic Documents ([www.sgs.com/terms\\_e-document.htm](http://www.sgs.com/terms_e-document.htm)). Attention is drawn to the limitations of liability, indemnification and jurisdictional issues established therein. Even if printed this electronic document is to be treated as an original within the meaning of UCP 600 article 20b. The authenticity of this document may be verified at [www.sgsonsite.com/authentication](http://www.sgsonsite.com/authentication). Any holder of this document is advised that information contained hereon reflects the Company's findings at the time of its intervention only and within the limits of client's instructions, if any. The Company's sole responsibility is to its Client and this document does not exonerate parties to a transaction from exercising all their rights and obligations under the transaction documents.



Date/Time: 08/24/2009 16:15:40

## Configuration 3\_ WLAN802.11n(20m)\_CH6

### DUT: SMCWUSB-N2

Communication System: Wireless LAN; Frequency: 2437 MHz; Duty Cycle: 1:1

Medium: BODY 2450 Medium parameters used:  $f = 2437 \text{ MHz}$ ;  $\sigma = 1.96 \text{ mho/m}$ ;  $\epsilon_r = 54.3$ ;  $\rho = 1000 \text{ kg/m}^3$

Phantom section: Flat Section

DASY5 Configuration:

- Probe: ES3DV3 - SN3172; ConvF(4.02, 4.02, 4.02); Calibrated: 5/27/2009
- Sensor-Surface: 4mm (Mechanical Surface Detection)
- Electronics: DAE4 Sn856; Calibrated: 5/26/2009
- Phantom: SAM1; Type: SAM;
- Measurement SW: DASY5, V5.0 Build 125; SEMCAD X Version 13.4 Build 125

**Body/Area Scan (31x71x1):** Measurement grid:  $dx=15\text{mm}$ ,  $dy=15\text{mm}$

Maximum value of SAR (interpolated) = 0.832 mW/g

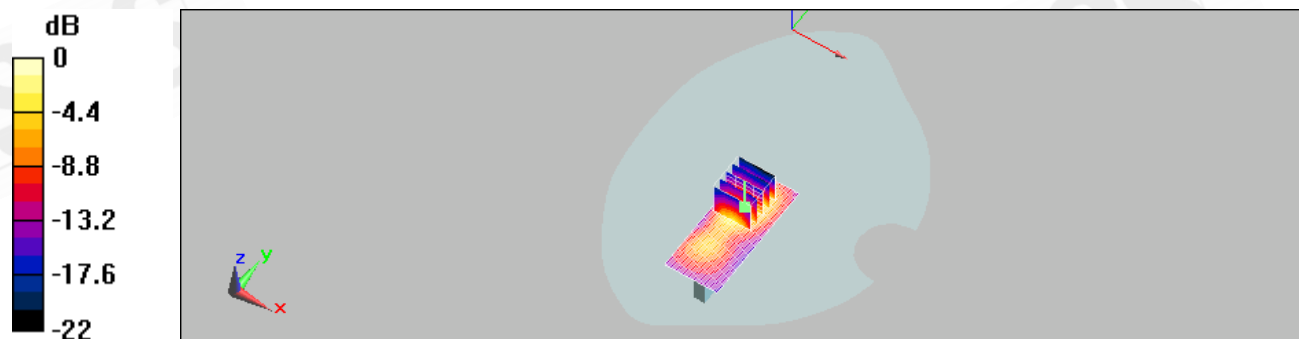
**Body/Zoom Scan (7x7x7) (5x5x7)/Cube 0:** Measurement grid:  $dx=8\text{mm}$ ,  $dy=8\text{mm}$ ,  $dz=5\text{mm}$

Reference Value = 8.71 V/m; Power Drift = -0.000335 dB

Peak SAR (extrapolated) = 1.57 W/kg

**SAR(1 g) = 0.733 mW/g; SAR(10 g) = 0.336 mW/g**

Maximum value of SAR (measured) = 0.850 mW/g



0 dB = 0.850mW/g

Unless otherwise stated the results shown in this test report refer only to the sample(s) tested and such sample(s) are retained for 90 days only. This test report cannot be reproduced, except in full, without prior written permission of the Company. 除非另有說明，此報告結果僅對測試之樣品負責，同時此樣品僅保留90天。本報告未經本公司書面許可，不可部份複製。

This document is issued by the Company subject to its General Conditions of Service ([www.sgs.com/terms\\_and\\_conditions.htm](http://www.sgs.com/terms_and_conditions.htm)) and Terms and Conditions for Electronic Documents ([www.sgs.com/terms\\_e-document.htm](http://www.sgs.com/terms_e-document.htm)). Attention is drawn to the limitations of liability, indemnification and jurisdictional issues established therein. Even if printed this electronic document is to be treated as an original within the meaning of UCP 600 article 20b. The authenticity of this document may be verified at [www.sgsonsite.com/authentication](http://www.sgsonsite.com/authentication). Any holder of this document is advised that information contained hereon reflects the Company's findings at the time of its intervention only and within the limits of client's instructions, if any. The Company's sole responsibility is to its Client and this document does not exonerate parties to a transaction from exercising all their rights and obligations under the transaction documents.

Date/Time: 08/24/2009 16:40:13

## Configuration 3\_ WLAN802.11n(20m)\_CH11

### DUT: SMCWUSB-N2

Communication System: Wireless LAN; Frequency: 2462 MHz; Duty Cycle: 1:1  
Medium: BODY 2450 Medium parameters used:  $f = 2462 \text{ MHz}$ ;  $\sigma = 2.01 \text{ mho/m}$ ;  $\epsilon_r = 54.2$ ;  $\rho = 1000 \text{ kg/m}^3$   
Phantom section: Flat Section

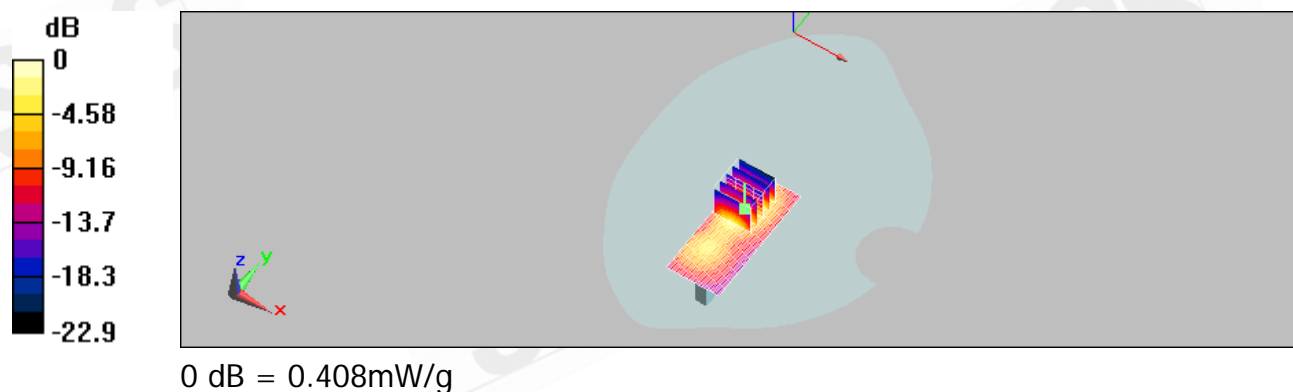
### DASY5 Configuration:

- Probe: ES3DV3 - SN3172; ConvF(4.02, 4.02, 4.02); Calibrated: 5/27/2009
- Sensor-Surface: 4mm (Mechanical Surface Detection)
- Electronics: DAE4 Sn856; Calibrated: 5/26/2009
- Phantom: SAM1; Type: SAM;
- Measurement SW: DASY5, V5.0 Build 125; SEMCAD X Version 13.4 Build 125

**Body/Area Scan (31x71x1):** Measurement grid:  $dx=15\text{mm}$ ,  $dy=15\text{mm}$   
Maximum value of SAR (interpolated) = 0.392 mW/g

**Body/Zoom Scan (7x7x7) (5x5x7)/Cube 0:** Measurement grid:  $dx=8\text{mm}$ ,  $dy=8\text{mm}$ ,  $dz=5\text{mm}$   
Reference Value = 6.38 V/m; Power Drift = -0.096 dB  
Peak SAR (extrapolated) = 0.729 W/kg

**SAR(1 g) = 0.351 mW/g; SAR(10 g) = 0.164 mW/g**  
Maximum value of SAR (measured) = 0.408 mW/g



Unless otherwise stated the results shown in this test report refer only to the sample(s) tested and such sample(s) are retained for 90 days only. This test report cannot be reproduced, except in full, without prior written permission of the Company. 除非另有說明，此報告結果僅對測試之樣品負責，同時此樣品僅保留90天。本報告未經本公司書面許可，不可部份複製。  
This document is issued by the Company subject to its General Conditions of Service ([www.sgs.com/terms\\_and\\_conditions.htm](http://www.sgs.com/terms_and_conditions.htm)) and Terms and Conditions for Electronic Documents ([www.sgs.com/terms\\_e-document.htm](http://www.sgs.com/terms_e-document.htm)). Attention is drawn to the limitations of liability, indemnification and jurisdictional issues established therein. Even if printed this electronic document is to be treated as an original within the meaning of UCP 600 article 20b. The authenticity of this document may be verified at [www.sgsonsite.com/authentication](http://www.sgsonsite.com/authentication). Any holder of this document is advised that information contained hereon reflects the Company's findings at the time of its intervention only and within the limits of client's instructions, if any. The Company's sole responsibility is to its Client and this document does not exonerate parties to a transaction from exercising all their rights and obligations under the transaction documents.

Date/Time: 08/24/2009 20:49:42

## Configuration 4\_ WLAN802.11n(20m)\_CH1

### DUT: SMCWUSB-N2

Communication System: Wireless LAN; Frequency: 2412 MHz; Duty Cycle: 1:1  
Medium: BODY 2450 Medium parameters used:  $f = 2412$  MHz;  $\sigma = 1.92$  mho/m;  $\epsilon_r = 54.8$ ;  $\rho = 1000$  kg/m<sup>3</sup>  
Phantom section: Flat Section

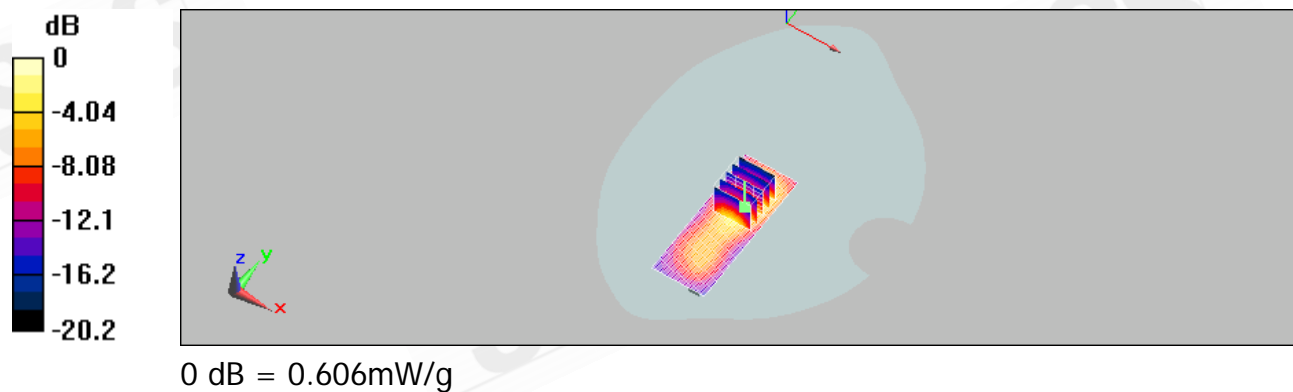
### DASY5 Configuration:

- Probe: ES3DV3 - SN3172; ConvF(4.02, 4.02, 4.02); Calibrated: 5/27/2009
- Sensor-Surface: 4mm (Mechanical Surface Detection)
- Electronics: DAE4 Sn856; Calibrated: 5/26/2009
- Phantom: SAM1; Type: SAM;
- Measurement SW: DASY5, V5.0 Build 125; SEMCAD X Version 13.4 Build 125

**Body/Area Scan (31x81x1):** Measurement grid: dx=15mm, dy=15mm  
Maximum value of SAR (interpolated) = 0.528 mW/g

**Body/Zoom Scan (7x7x7) (5x5x7)/Cube 0:** Measurement grid: dx=8mm, dy=8mm, dz=5mm  
Reference Value = 11.4 V/m; Power Drift = -0.164 dB  
Peak SAR (extrapolated) = 1.04 W/kg

**SAR(1 g) = 0.522 mW/g; SAR(10 g) = 0.254 mW/g**  
Maximum value of SAR (measured) = 0.606 mW/g



Date/Time: 08/24/2009 21:14:15

## Configuration 4\_ WLAN802.11n(20m)\_CH6

### DUT: SMCWUSB-N2

Communication System: Wireless LAN; Frequency: 2437 MHz; Duty Cycle: 1:1  
Medium: BODY 2450 Medium parameters used:  $f = 2437 \text{ MHz}$ ;  $\sigma = 1.96 \text{ mho/m}$ ;  $\epsilon_r = 54.3$ ;  $\rho = 1000 \text{ kg/m}^3$   
Phantom section: Flat Section

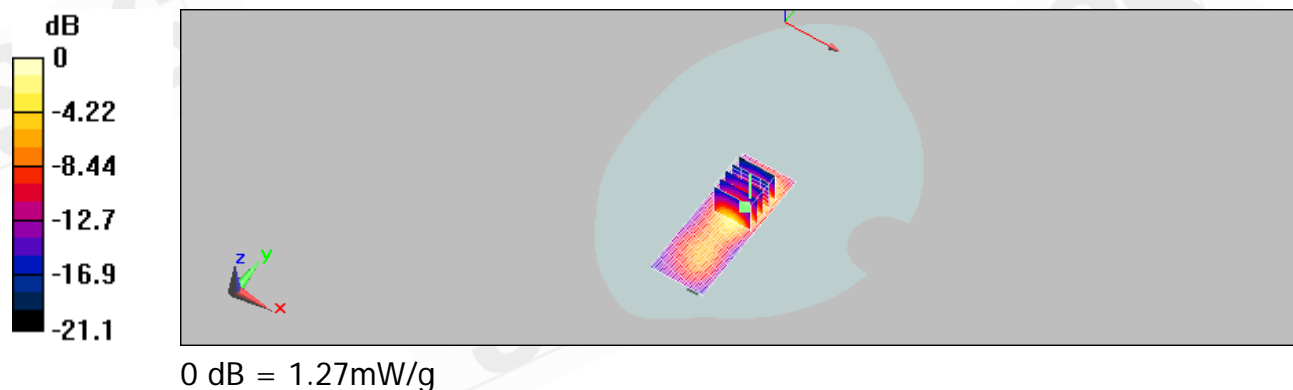
### DASY5 Configuration:

- Probe: ES3DV3 - SN3172; ConvF(4.02, 4.02, 4.02); Calibrated: 5/27/2009
- Sensor-Surface: 4mm (Mechanical Surface Detection)
- Electronics: DAE4 Sn856; Calibrated: 5/26/2009
- Phantom: SAM1; Type: SAM;
- Measurement SW: DASY5, V5.0 Build 125; SEMCAD X Version 13.4 Build 125

**Body/Area Scan (31x81x1):** Measurement grid:  $dx=15\text{mm}$ ,  $dy=15\text{mm}$   
Maximum value of SAR (interpolated) = 1.12 mW/g

**Body/Zoom Scan (7x7x7) (5x5x7)/Cube 0:** Measurement grid:  $dx=8\text{mm}$ ,  $dy=8\text{mm}$ ,  $dz=5\text{mm}$   
Reference Value = 14 V/m; Power Drift = -0.209 dB  
Peak SAR (extrapolated) = 2.14 W/kg

**SAR(1 g) = 1.04 mW/g; SAR(10 g) = 0.493 mW/g**  
Maximum value of SAR (measured) = 1.27 mW/g



Date/Time: 08/24/2009 21:37:38

## Configuration 4\_ WLAN802.11n(20m)\_CH11

### DUT: SMCWUSB-N2

Communication System: Wireless LAN; Frequency: 2462 MHz; Duty Cycle: 1:1  
Medium: BODY 2450 Medium parameters used:  $f = 2462 \text{ MHz}$ ;  $\sigma = 2.01 \text{ mho/m}$ ;  $\epsilon_r = 54.2$ ;  $\rho = 1000 \text{ kg/m}^3$   
Phantom section: Flat Section

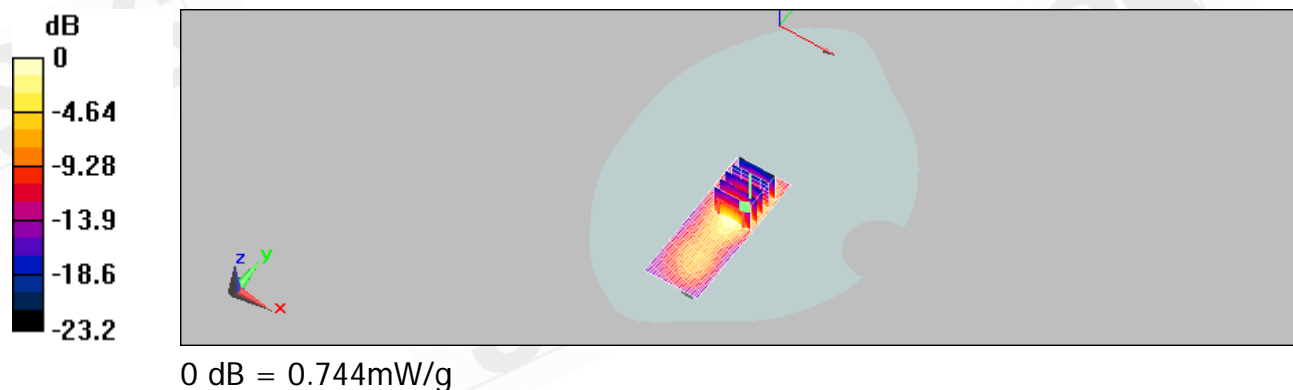
### DASY5 Configuration:

- Probe: ES3DV3 - SN3172; ConvF(4.02, 4.02, 4.02); Calibrated: 5/27/2009
- Sensor-Surface: 4mm (Mechanical Surface Detection)
- Electronics: DAE4 Sn856; Calibrated: 5/26/2009
- Phantom: SAM1; Type: SAM;
- Measurement SW: DASY5, V5.0 Build 125; SEMCAD X Version 13.4 Build 125

**Body/Area Scan (31x81x1):** Measurement grid:  $dx=15\text{mm}$ ,  $dy=15\text{mm}$   
Maximum value of SAR (interpolated) = 0.705 mW/g

**Body/Zoom Scan (7x7x7) (5x5x7)/Cube 0:** Measurement grid:  $dx=8\text{mm}$ ,  $dy=8\text{mm}$ ,  $dz=5\text{mm}$   
Reference Value = 10.1 V/m; Power Drift = -0.160 dB  
Peak SAR (extrapolated) = 1.31 W/kg

**SAR(1 g) = 0.622 mW/g; SAR(10 g) = 0.291 mW/g**  
Maximum value of SAR (measured) = 0.744 mW/g



Unless otherwise stated the results shown in this test report refer only to the sample(s) tested and such sample(s) are retained for 90 days only. This test report cannot be reproduced, except in full, without prior written permission of the Company. 除非另有說明，此報告結果僅對測試之樣品負責，同時此樣品僅保留90天。本報告未經本公司書面許可，不可部份複製。  
This document is issued by the Company subject to its General Conditions of Service ([www.sgs.com/terms\\_and\\_conditions.htm](http://www.sgs.com/terms_and_conditions.htm)) and Terms and Conditions for Electronic Documents ([www.sgs.com/terms\\_e-document.htm](http://www.sgs.com/terms_e-document.htm)). Attention is drawn to the limitations of liability, indemnification and jurisdictional issues established therein. Even if printed this electronic document is to be treated as an original within the meaning of UCP 600 article 20b. The authenticity of this document may be verified at [www.sgsonsite.com/authentication](http://www.sgsonsite.com/authentication). Any holder of this document is advised that information contained hereon reflects the Company's findings at the time of its intervention only and within the limits of client's instructions, if any. The Company's sole responsibility is to its Client and this document does not exonerate parties to a transaction from exercising all their rights and obligations under the transaction documents.

Date/Time: 09/07/2009 05:13:12

## Configuration 5\_ WLAN802.11n(20m)\_CH1

### DUT: SMCWUSB-N2

Communication System: Wireless LAN; Frequency: 2412 MHz; Duty Cycle: 1:1  
Medium: Body 2450 Medium parameters used:  $f = 2412 \text{ MHz}$ ;  $\sigma = 1.92 \text{ mho/m}$ ;  $\epsilon_r = 54.8$ ;  $\rho = 1000 \text{ kg/m}^3$   
Phantom section: Flat Section

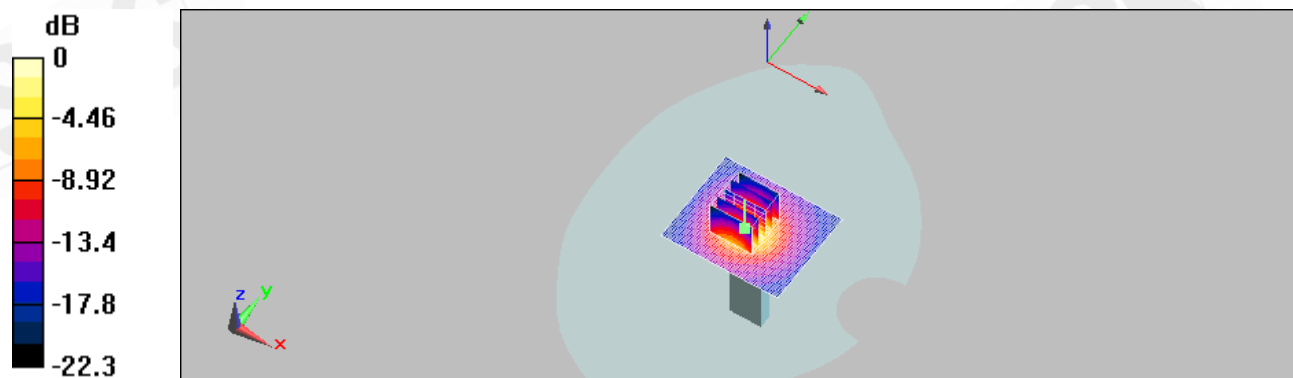
### DASY5 Configuration:

- Probe: ES3DV3 - SN3172; ConvF(4.02, 4.02, 4.02); Calibrated: 5/27/2009
- Sensor-Surface: 4mm (Mechanical Surface Detection)
- Electronics: DAE4 Sn856; Calibrated: 5/26/2009
- Phantom: SAM1; Type: SAM;
- Measurement SW: DASY5, V5.0 Build 125; SEMCAD X Version 13.4 Build 125

**Body/Area Scan (61x51x1):** Measurement grid:  $dx=15\text{mm}$ ,  $dy=15\text{mm}$   
Maximum value of SAR (interpolated) = 0.502 mW/g

**Body/Zoom Scan (7x7x7) (5x5x7)/Cube 0:** Measurement grid:  $dx=8\text{mm}$ ,  $dy=8\text{mm}$ ,  $dz=5\text{mm}$   
Reference Value = 15.2 V/m; Power Drift = -0.101 dB  
Peak SAR (extrapolated) = 0.895 W/kg

**SAR(1 g) = 0.431 mW/g; SAR(10 g) = 0.194 mW/g**  
Maximum value of SAR (measured) = 0.489 mW/g



0 dB = 0.489mW/g

Unless otherwise stated the results shown in this test report refer only to the sample(s) tested and such sample(s) are retained for 90 days only. This test report cannot be reproduced, except in full, without prior written permission of the Company. 除非另有說明，此報告結果僅對測試之樣品負責，同時此樣品僅保留90天。本報告未經本公司書面許可，不可部份複製。

This document is issued by the Company subject to its General Conditions of Service ([www.sgs.com/terms\\_and\\_conditions.htm](http://www.sgs.com/terms_and_conditions.htm)) and Terms and Conditions for Electronic Documents ([www.sgs.com/terms\\_e-document.htm](http://www.sgs.com/terms_e-document.htm)). Attention is drawn to the limitations of liability, indemnification and jurisdictional issues established therein. Even if printed this electronic document is to be treated as an original within the meaning of UCP 600 article 20b. The authenticity of this document may be verified at [www.sgsonsite.com/authentication](http://www.sgsonsite.com/authentication). Any holder of this document is advised that information contained hereon reflects the Company's findings at the time of its intervention only and within the limits of client's instructions, if any. The Company's sole responsibility is to its Client and this document does not exonerate parties to a transaction from exercising all their rights and obligations under the transaction documents.

Date/Time: 09/07/2009 05:38:53

## Configuration 5\_ WLAN802.11n(20m)\_CH6

### DUT: SMCWUSB-N2

Communication System: Wireless LAN; Frequency: 2437 MHz; Duty Cycle: 1:1  
Medium: Body 2450 Medium parameters used:  $f = 2437 \text{ MHz}$ ;  $\sigma = 1.96 \text{ mho/m}$ ;  $\epsilon_r = 54.3$ ;  $\rho = 1000 \text{ kg/m}^3$   
Phantom section: Flat Section

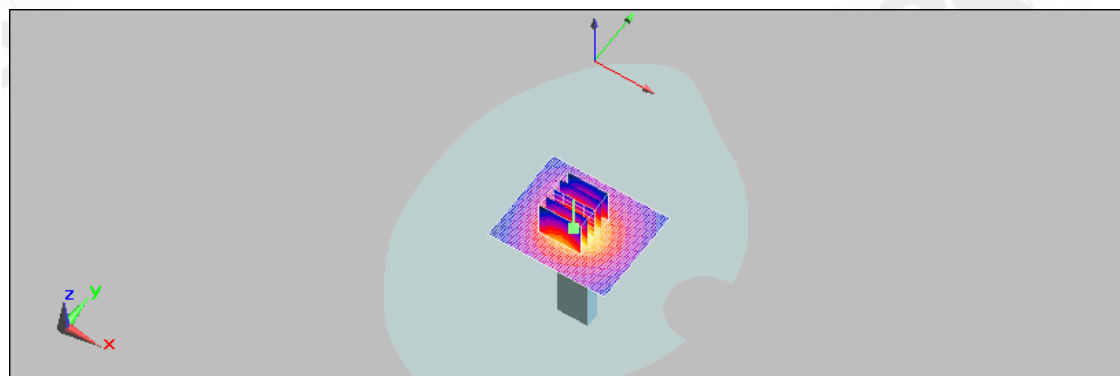
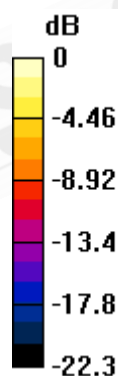
### DASY5 Configuration:

- Probe: ES3DV3 - SN3172; ConvF(4.02, 4.02, 4.02); Calibrated: 5/27/2009
- Sensor-Surface: 4mm (Mechanical Surface Detection)
- Electronics: DAE4 Sn856; Calibrated: 5/26/2009
- Phantom: SAM1; Type: SAM;
- Measurement SW: DASY5, V5.0 Build 125; SEMCAD X Version 13.4 Build 125

**Body/Area Scan (61x51x1):** Measurement grid:  $dx=15\text{mm}$ ,  $dy=15\text{mm}$   
Maximum value of SAR (interpolated) = 0.726 mW/g

**Body/Zoom Scan (7x7x7) (5x5x7)/Cube 0:** Measurement grid:  $dx=8\text{mm}$ ,  $dy=8\text{mm}$ ,  $dz=5\text{mm}$   
Reference Value = 18 V/m; Power Drift = 0.075 dB  
Peak SAR (extrapolated) = 1.31 W/kg

**SAR(1 g) = 0.637 mW/g; SAR(10 g) = 0.289 mW/g**  
Maximum value of SAR (measured) = 0.732 mW/g



0 dB = 0.732mW/g

Unless otherwise stated the results shown in this test report refer only to the sample(s) tested and such sample(s) are retained for 90 days only. This test report cannot be reproduced, except in full, without prior written permission of the Company. 除非另有說明，此報告結果僅對測試之樣品負責，同時此樣品僅保留90天。本報告未經本公司書面許可，不可部份複製。

This document is issued by the Company subject to its General Conditions of Service ([www.sgs.com/terms\\_and\\_conditions.htm](http://www.sgs.com/terms_and_conditions.htm)) and Terms and Conditions for Electronic Documents ([www.sgs.com/terms\\_e-document.htm](http://www.sgs.com/terms_e-document.htm)). Attention is drawn to the limitations of liability, indemnification and jurisdictional issues established therein. Even if printed this electronic document is to be treated as an original within the meaning of UCP 600 article 20b. The authenticity of this document may be verified at [www.sgsonsite.com/authentication](http://www.sgsonsite.com/authentication). Any holder of this document is advised that information contained hereon reflects the Company's findings at the time of its intervention only and within the limits of client's instructions, if any. The Company's sole responsibility is to its Client and this document does not exonerate parties to a transaction from exercising all their rights and obligations under the transaction documents.

Date/Time: 09/07/2009 06:02:17

## Configuration 5\_ WLAN802.11n(20m)\_CH11

### DUT: SMCWUSB-N2

Communication System: Wireless LAN; Frequency: 2462 MHz; Duty Cycle: 1:1  
Medium: Body 2450 Medium parameters used:  $f = 2462 \text{ MHz}$ ;  $\sigma = 2.01 \text{ mho/m}$ ;  $\epsilon_r = 54.2$ ;  $\rho = 1000 \text{ kg/m}^3$   
Phantom section: Flat Section

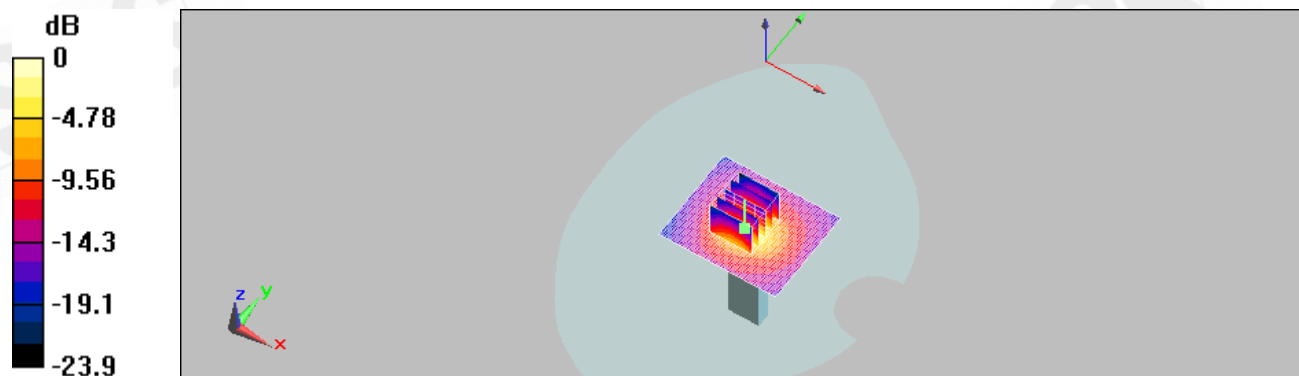
### DASY5 Configuration:

- Probe: ES3DV3 - SN3172; ConvF(4.02, 4.02, 4.02); Calibrated: 5/27/2009
- Sensor-Surface: 4mm (Mechanical Surface Detection)
- Electronics: DAE4 Sn856; Calibrated: 5/26/2009
- Phantom: SAM1; Type: SAM;
- Measurement SW: DASY5, V5.0 Build 125; SEMCAD X Version 13.4 Build 125

**Body/Area Scan (61x51x1):** Measurement grid:  $dx=15\text{mm}$ ,  $dy=15\text{mm}$   
Maximum value of SAR (interpolated) = 0.358 mW/g

**Body/Zoom Scan (7x7x7) (5x5x7)/Cube 0:** Measurement grid:  $dx=8\text{mm}$ ,  $dy=8\text{mm}$ ,  $dz=5\text{mm}$   
Reference Value = 12.7 V/m; Power Drift = -0.039 dB  
Peak SAR (extrapolated) = 0.603 W/kg

**SAR(1 g) = 0.313 mW/g; SAR(10 g) = 0.143 mW/g**  
Maximum value of SAR (measured) = 0.364 mW/g



0 dB = 0.364mW/g

Unless otherwise stated the results shown in this test report refer only to the sample(s) tested and such sample(s) are retained for 90 days only. This test report cannot be reproduced, except in full, without prior written permission of the Company. 除非另有說明，此報告結果僅對測試之樣品負責，同時此樣品僅保留90天。本報告未經本公司書面許可，不可部份複製。

This document is issued by the Company subject to its General Conditions of Service ([www.sgs.com/terms\\_and\\_conditions.htm](http://www.sgs.com/terms_and_conditions.htm)) and Terms and Conditions for Electronic Documents ([www.sgs.com/terms\\_e-document.htm](http://www.sgs.com/terms_e-document.htm)). Attention is drawn to the limitations of liability, indemnification and jurisdictional issues established therein. Even if printed this electronic document is to be treated as an original within the meaning of UCP 600 article 20b. The authenticity of this document may be verified at [www.sgsonsite.com/authentication](http://www.sgsonsite.com/authentication). Any holder of this document is advised that information contained hereon reflects the Company's findings at the time of its intervention only and within the limits of client's instructions, if any. The Company's sole responsibility is to its Client and this document does not exonerate parties to a transaction from exercising all their rights and obligations under the transaction documents.



Date/Time: 08/24/2009 05:12:04

## Configuration 1\_ WLAN802.11n(40m)\_CH1

### DUT: SMCWUSB-N2

Communication System: Wireless LAN; Frequency: 2422 MHz; Duty Cycle: 1:1  
Medium: BODY 2450 Medium parameters used:  $f = 2422 \text{ MHz}$ ;  $\sigma = 1.93 \text{ mho/m}$ ;  $\epsilon_r = 54.6$ ;  $\rho = 1000 \text{ kg/m}^3$   
Phantom section: Flat Section

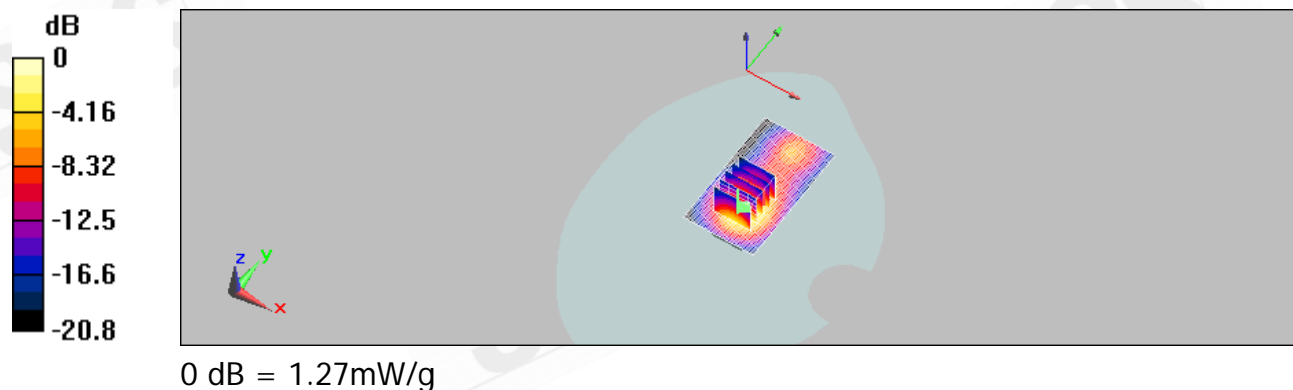
### DASY5 Configuration:

- Probe: ES3DV3 - SN3172; ConvF(4.02, 4.02, 4.02); Calibrated: 5/27/2009
- Sensor-Surface: 4mm (Mechanical Surface Detection)
- Electronics: DAE4 Sn856; Calibrated: 5/26/2009
- Phantom: SAM1; Type: SAM;
- Measurement SW: DASY5, V5.0 Build 125; SEMCAD X Version 13.4 Build 125

**Body/Area Scan (41x71x1):** Measurement grid:  $dx=15\text{mm}$ ,  $dy=15\text{mm}$   
Maximum value of SAR (interpolated) = 1.35 mW/g

**Body/Zoom Scan (7x7x7) (5x5x7)/Cube 0:** Measurement grid:  $dx=8\text{mm}$ ,  $dy=8\text{mm}$ ,  $dz=5\text{mm}$   
Reference Value = 10.7 V/m; Power Drift = 0.079 dB  
Peak SAR (extrapolated) = 2.43 W/kg

**SAR(1 g) = 1.04 mW/g; SAR(10 g) = 0.560 mW/g**  
Maximum value of SAR (measured) = 1.27 mW/g



Unless otherwise stated the results shown in this test report refer only to the sample(s) tested and such sample(s) are retained for 90 days only. This test report cannot be reproduced, except in full, without prior written permission of the Company. 除非另有說明，此報告結果僅對測試之樣品負責，同時此樣品僅保留90天。本報告未經本公司書面許可，不可部份複製。  
This document is issued by the Company subject to its General Conditions of Service ([www.sgs.com/terms\\_and\\_conditions.htm](http://www.sgs.com/terms_and_conditions.htm)) and Terms and Conditions for Electronic Documents ([www.sgs.com/terms\\_e-document.htm](http://www.sgs.com/terms_e-document.htm)). Attention is drawn to the limitations of liability, indemnification and jurisdictional issues established therein. Even if printed this electronic document is to be treated as an original within the meaning of UCP 600 article 20b. The authenticity of this document may be verified at [www.sgsonsite.com/authentication](http://www.sgsonsite.com/authentication). Any holder of this document is advised that information contained hereon reflects the Company's findings at the time of its intervention only and within the limits of client's instructions, if any. The Company's sole responsibility is to its Client and this document does not exonerate parties to a transaction from exercising all their rights and obligations under the transaction documents.

Date/Time: 08/24/2009 05:38:57

## Configuration 1\_ WLAN802.11n(40m)\_CH4

### DUT: SMCWUSB-N2

Communication System: Wireless LAN; Frequency: 2437 MHz; Duty Cycle: 1:1  
Medium: BODY 2450 Medium parameters used:  $f = 2437 \text{ MHz}$ ;  $\sigma = 1.96 \text{ mho/m}$ ;  $\epsilon_r = 54.3$ ;  $\rho = 1000 \text{ kg/m}^3$   
Phantom section: Flat Section

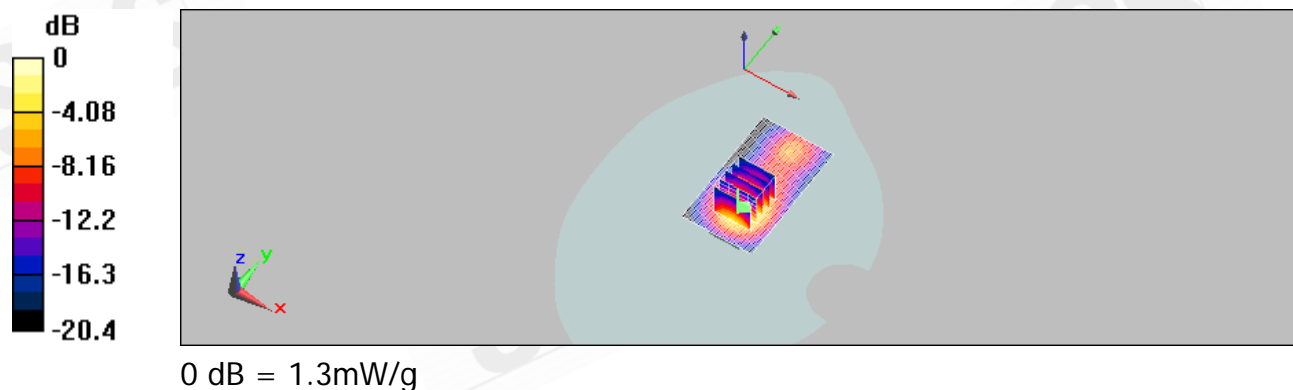
### DASY5 Configuration:

- Probe: ES3DV3 - SN3172; ConvF(4.02, 4.02, 4.02); Calibrated: 5/27/2009
- Sensor-Surface: 4mm (Mechanical Surface Detection)
- Electronics: DAE4 Sn856; Calibrated: 5/26/2009
- Phantom: SAM1; Type: SAM;
- Measurement SW: DASY5, V5.0 Build 125; SEMCAD X Version 13.4 Build 125

**Body/Area Scan (41x71x1):** Measurement grid:  $dx=15\text{mm}$ ,  $dy=15\text{mm}$   
Maximum value of SAR (interpolated) = 1.38 mW/g

**Body/Zoom Scan (7x7x7) (5x5x7)/Cube 0:** Measurement grid:  $dx=8\text{mm}$ ,  $dy=8\text{mm}$ ,  $dz=5\text{mm}$   
Reference Value = 10.8 V/m; Power Drift = 0.074 dB  
Peak SAR (extrapolated) = 2.47 W/kg

**SAR(1 g) = 1.09 mW/g; SAR(10 g) = 0.572 mW/g**  
Maximum value of SAR (measured) = 1.3 mW/g



Date/Time: 08/24/2009 06:01:30

## Configuration 1\_ WLAN802.11n(40m)\_CH7

### DUT: SMCWUSB-N2

Communication System: Wireless LAN; Frequency: 2452 MHz; Duty Cycle: 1:1  
 Medium: BODY 2450 Medium parameters used:  $f = 2452 \text{ MHz}$ ;  $\sigma = 1.99 \text{ mho/m}$ ;  $\epsilon_r = 54.2$ ;  $\rho = 1000 \text{ kg/m}^3$   
 Phantom section: Flat Section

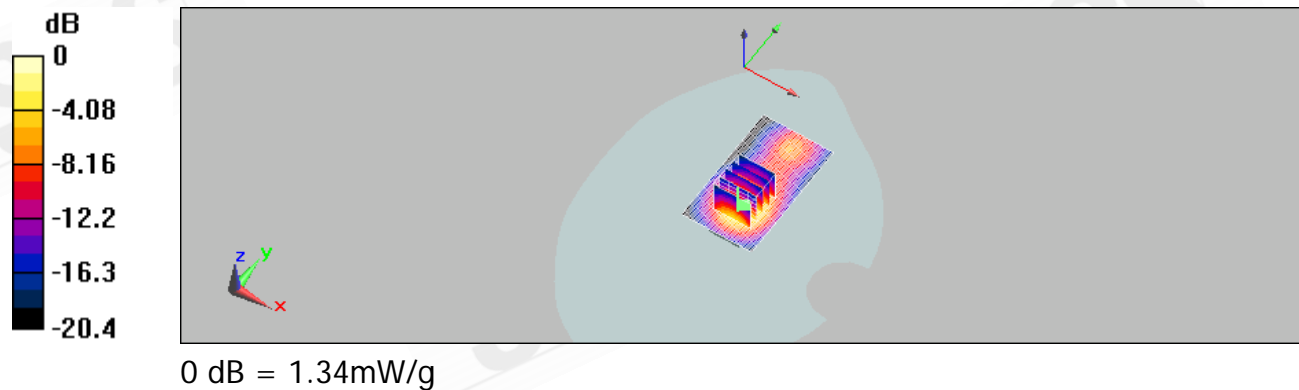
### DASY5 Configuration:

- Probe: ES3DV3 - SN3172; ConvF(4.02, 4.02, 4.02); Calibrated: 5/27/2009
- Sensor-Surface: 4mm (Mechanical Surface Detection)
- Electronics: DAE4 Sn856; Calibrated: 5/26/2009
- Phantom: SAM1; Type: SAM;
- Measurement SW: DASY5, V5.0 Build 125; SEMCAD X Version 13.4 Build 125

**Body/Area Scan (41x71x1):** Measurement grid:  $dx=15\text{mm}$ ,  $dy=15\text{mm}$   
 Maximum value of SAR (interpolated) = 1.25 mW/g

**Body/Zoom Scan (7x7x7) (5x5x7)/Cube 0:** Measurement grid:  $dx=8\text{mm}$ ,  $dy=8\text{mm}$ ,  $dz=5\text{mm}$   
 Reference Value = 10.6 V/m; Power Drift = 0.044 dB  
 Peak SAR (extrapolated) = 2.56 W/kg

**SAR(1 g) = 1.02 mW/g; SAR(10 g) = 0.590 mW/g**  
 Maximum value of SAR (measured) = 1.34 mW/g



Unless otherwise stated the results shown in this test report refer only to the sample(s) tested and such sample(s) are retained for 90 days only. This test report cannot be reproduced, except in full, without prior written permission of the Company. 除非另有說明，此報告結果僅對測試之樣品負責，同時此樣品僅保留90天。本報告未經本公司書面許可，不可部份複製。

This document is issued by the Company subject to its General Conditions of Service ([www.sgs.com/terms\\_and\\_conditions.htm](http://www.sgs.com/terms_and_conditions.htm)) and Terms and Conditions for Electronic Documents ([www.sgs.com/terms\\_e-document.htm](http://www.sgs.com/terms_e-document.htm)). Attention is drawn to the limitations of liability, indemnification and jurisdictional issues established therein. Even if printed this electronic document is to be treated as an original within the meaning of UCP 600 article 20b. The authenticity of this document may be verified at [www.sgsonsite.com/authentication](http://www.sgsonsite.com/authentication). Any holder of this document is advised that information contained hereon reflects the Company's findings at the time of its intervention only and within the limits of client's instructions, if any. The Company's sole responsibility is to its Client and this document does not exonerate parties to a transaction from exercising all their rights and obligations under the transaction documents.

Date/Time: 08/24/2009 11:24:10

## Configuration 2\_ WLAN802.11n(40m)\_CH1

### DUT: SMCWUSB-N2

Communication System: Wireless LAN; Frequency: 2422 MHz; Duty Cycle: 1:1  
 Medium: BODY 2450 Medium parameters used:  $f = 2422 \text{ MHz}$ ;  $\sigma = 1.93 \text{ mho/m}$ ;  $\epsilon_r = 54.6$ ;  $\rho = 1000 \text{ kg/m}^3$   
 Phantom section: Flat Section

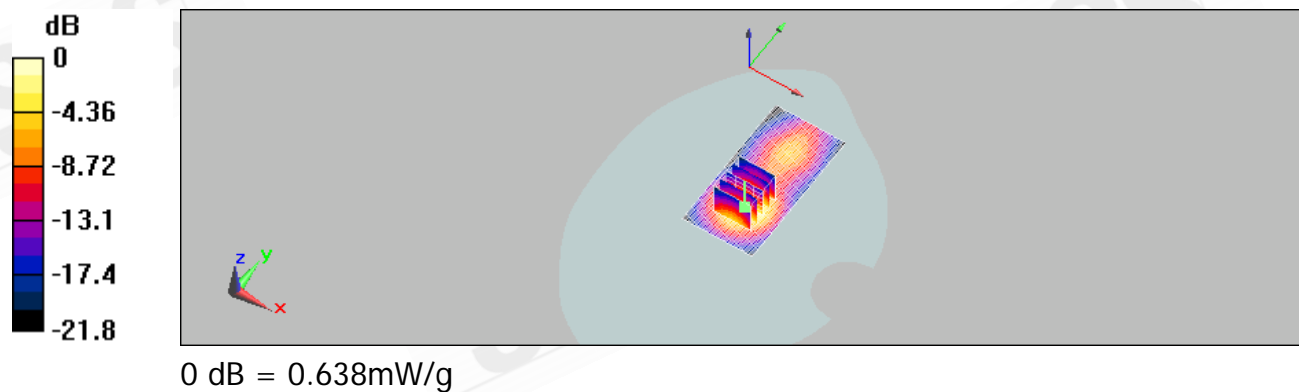
### DASY5 Configuration:

- Probe: ES3DV3 - SN3172; ConvF(4.02, 4.02, 4.02); Calibrated: 5/27/2009
- Sensor-Surface: 4mm (Mechanical Surface Detection)
- Electronics: DAE4 Sn856; Calibrated: 5/26/2009
- Phantom: SAM1; Type: SAM;
- Measurement SW: DASY5, V5.0 Build 125; SEMCAD X Version 13.4 Build 125

**Body/Area Scan (41x81x1):** Measurement grid:  $dx=15\text{mm}$ ,  $dy=15\text{mm}$   
 Maximum value of SAR (interpolated) = 0.700 mW/g

**Body/Zoom Scan (7x7x7) (5x5x7)/Cube 0:** Measurement grid:  $dx=8\text{mm}$ ,  $dy=8\text{mm}$ ,  $dz=5\text{mm}$   
 Reference Value = 9.15 V/m; Power Drift = 0.102 dB  
 Peak SAR (extrapolated) = 1.23 W/kg

**SAR(1 g) = 0.603 mW/g; SAR(10 g) = 0.286 mW/g**  
 Maximum value of SAR (measured) = 0.638 mW/g



Unless otherwise stated the results shown in this test report refer only to the sample(s) tested and such sample(s) are retained for 90 days only. This test report cannot be reproduced, except in full, without prior written permission of the Company. 除非另有說明，此報告結果僅對測試之樣品負責，同時此樣品僅保留90天。本報告未經本公司書面許可，不可部份複製。

This document is issued by the Company subject to its General Conditions of Service ([www.sgs.com/terms\\_and\\_conditions.htm](http://www.sgs.com/terms_and_conditions.htm)) and Terms and Conditions for Electronic Documents ([www.sgs.com/terms\\_e-document.htm](http://www.sgs.com/terms_e-document.htm)). Attention is drawn to the limitations of liability, indemnification and jurisdictional issues established therein. Even if printed this electronic document is to be treated as an original within the meaning of UCP 600 article 20b. The authenticity of this document may be verified at [www.sgsonsite.com/authentication](http://www.sgsonsite.com/authentication). Any holder of this document is advised that information contained hereon reflects the Company's findings at the time of its intervention only and within the limits of client's instructions, if any. The Company's sole responsibility is to its Client and this document does not exonerate parties to a transaction from exercising all their rights and obligations under the transaction documents.

Date/Time: 08/24/2009 11:49:11

## Configuration 2\_ WLAN802.11n(40m)\_CH4

### DUT: SMCWUSB-N2

Communication System: Wireless LAN; Frequency: 2437 MHz; Duty Cycle: 1:1  
Medium: BODY 2450 Medium parameters used:  $f = 2437 \text{ MHz}$ ;  $\sigma = 1.96 \text{ mho/m}$ ;  $\epsilon_r = 54.3$ ;  $\rho = 1000 \text{ kg/m}^3$   
Phantom section: Flat Section

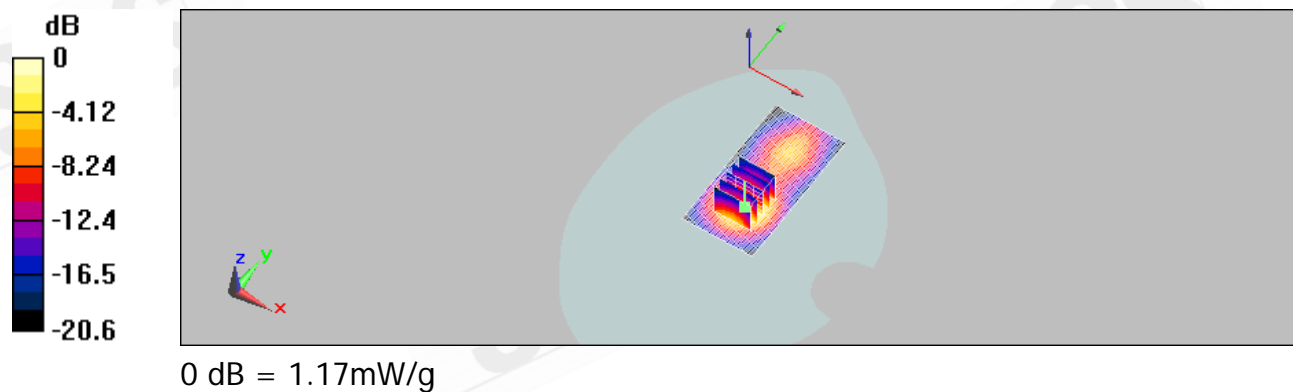
### DASY5 Configuration:

- Probe: ES3DV3 - SN3172; ConvF(4.02, 4.02, 4.02); Calibrated: 5/27/2009
- Sensor-Surface: 4mm (Mechanical Surface Detection)
- Electronics: DAE4 Sn856; Calibrated: 5/26/2009
- Phantom: SAM1; Type: SAM;
- Measurement SW: DASY5, V5.0 Build 125; SEMCAD X Version 13.4 Build 125

**Body/Area Scan (41x81x1):** Measurement grid:  $dx=15\text{mm}$ ,  $dy=15\text{mm}$   
Maximum value of SAR (interpolated) = 1.27 mW/g

**Body/Zoom Scan (7x7x7) (5x5x7)/Cube 0:** Measurement grid:  $dx=8\text{mm}$ ,  $dy=8\text{mm}$ ,  $dz=5\text{mm}$   
Reference Value = 12.3 V/m; Power Drift = 0.184 dB  
Peak SAR (extrapolated) = 2.26 W/kg

**SAR(1 g) = 1.06 mW/g; SAR(10 g) = 0.524 mW/g**  
Maximum value of SAR (measured) = 1.17 mW/g



Date/Time: 08/24/2009 12:13:19

## Configuration 2\_ WLAN802.11n(40m)\_CH7

### DUT: SMCWUSB-N2

Communication System: Wireless LAN; Frequency: 2452 MHz; Duty Cycle: 1:1  
Medium: BODY 2450 Medium parameters used:  $f = 2452 \text{ MHz}$ ;  $\sigma = 1.99 \text{ mho/m}$ ;  $\epsilon_r = 54.2$ ;  $\rho = 1000 \text{ kg/m}^3$   
Phantom section: Flat Section

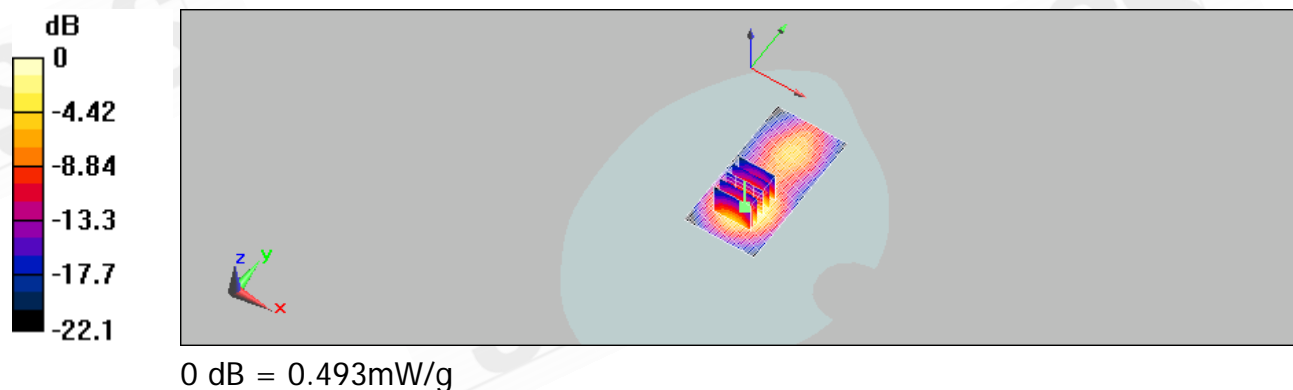
### DASY5 Configuration:

- Probe: ES3DV3 - SN3172; ConvF(4.02, 4.02, 4.02); Calibrated: 5/27/2009
- Sensor-Surface: 4mm (Mechanical Surface Detection)
- Electronics: DAE4 Sn856; Calibrated: 5/26/2009
- Phantom: SAM1; Type: SAM;
- Measurement SW: DASY5, V5.0 Build 125; SEMCAD X Version 13.4 Build 125

**Body/Area Scan (41x81x1):** Measurement grid:  $dx=15\text{mm}$ ,  $dy=15\text{mm}$   
Maximum value of SAR (interpolated) = 0.564 mW/g

**Body/Zoom Scan (7x7x7) (5x5x7)/Cube 0:** Measurement grid:  $dx=8\text{mm}$ ,  $dy=8\text{mm}$ ,  $dz=5\text{mm}$   
Reference Value = 8.28 V/m; Power Drift = -0.118 dB  
Peak SAR (extrapolated) = 1 W/kg

**SAR(1 g) = 0.482 mW/g; SAR(10 g) = 0.230 mW/g**  
Maximum value of SAR (measured) = 0.493 mW/g



Date/Time: 08/24/2009 17:04:31

## Configuration 3\_ WLAN802.11n(40m)\_CH1

### DUT: SMCWUSB-N2

Communication System: Wireless LAN; Frequency: 2422 MHz; Duty Cycle: 1:1  
Medium: BODY 2450 Medium parameters used:  $f = 2422$  MHz;  $\sigma = 1.93$  mho/m;  $\epsilon_r = 54.6$ ;  $\rho = 1000$  kg/m<sup>3</sup>  
Phantom section: Flat Section

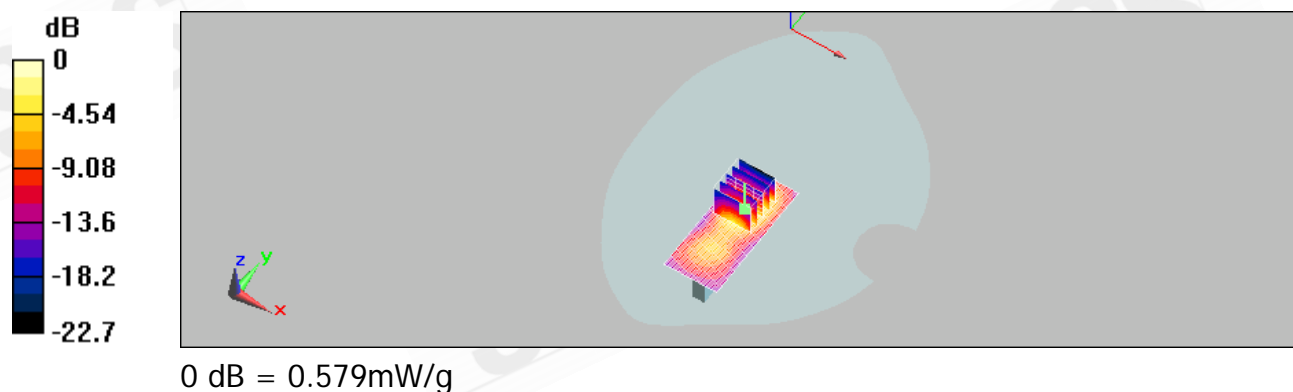
### DASY5 Configuration:

- Probe: ES3DV3 - SN3172; ConvF(4.02, 4.02, 4.02); Calibrated: 5/27/2009
- Sensor-Surface: 4mm (Mechanical Surface Detection)
- Electronics: DAE4 Sn856; Calibrated: 5/26/2009
- Phantom: SAM1; Type: SAM;
- Measurement SW: DASY5, V5.0 Build 125; SEMCAD X Version 13.4 Build 125

**Body/Area Scan (31x71x1):** Measurement grid: dx=15mm, dy=15mm  
Maximum value of SAR (interpolated) = 0.566 mW/g

**Body/Zoom Scan (7x7x7) (5x5x7)/Cube 0:** Measurement grid: dx=8mm, dy=8mm, dz=5mm  
Reference Value = 7.18 V/m; Power Drift = 0.196 dB  
Peak SAR (extrapolated) = 1.09 W/kg

**SAR(1 g) = 0.508 mW/g; SAR(10 g) = 0.232 mW/g**  
Maximum value of SAR (measured) = 0.579 mW/g



Unless otherwise stated the results shown in this test report refer only to the sample(s) tested and such sample(s) are retained for 90 days only. This test report cannot be reproduced, except in full, without prior written permission of the Company. 除非另有說明，此報告結果僅對測試之樣品負責，同時此樣品僅保留90天。本報告未經本公司書面許可，不可部份複製。  
This document is issued by the Company subject to its General Conditions of Service ([www.sgs.com/terms\\_and\\_conditions.htm](http://www.sgs.com/terms_and_conditions.htm)) and Terms and Conditions for Electronic Documents ([www.sgs.com/terms\\_e-document.htm](http://www.sgs.com/terms_e-document.htm)). Attention is drawn to the limitations of liability, indemnification and jurisdictional issues established therein. Even if printed this electronic document is to be treated as an original within the meaning of UCP 600 article 20b. The authenticity of this document may be verified at [www.sgsonsite.com/authentication](http://www.sgsonsite.com/authentication). Any holder of this document is advised that information contained hereon reflects the Company's findings at the time of its intervention only and within the limits of client's instructions, if any. The Company's sole responsibility is to its Client and this document does not exonerate parties to a transaction from exercising all their rights and obligations under the transaction documents.

Date/Time: 08/24/2009 17:31:18

## Configuration 3\_ WLAN802.11n(40m)\_CH4

### DUT: SMCWUSB-N2

Communication System: Wireless LAN; Frequency: 2437 MHz; Duty Cycle: 1:1  
Medium: BODY 2450 Medium parameters used:  $f = 2437 \text{ MHz}$ ;  $\sigma = 1.96 \text{ mho/m}$ ;  $\epsilon_r = 54.3$ ;  $\rho = 1000 \text{ kg/m}^3$   
Phantom section: Flat Section

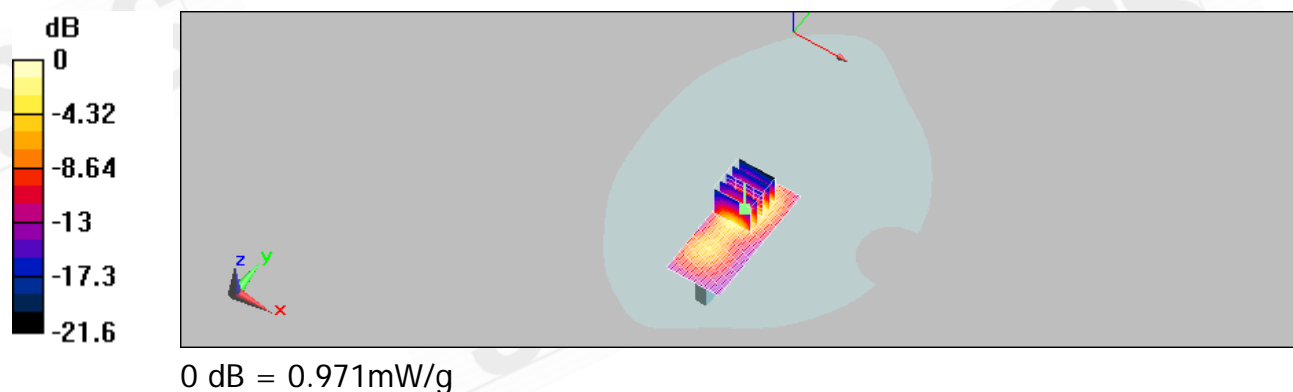
### DASY5 Configuration:

- Probe: ES3DV3 - SN3172; ConvF(4.02, 4.02, 4.02); Calibrated: 5/27/2009
- Sensor-Surface: 4mm (Mechanical Surface Detection)
- Electronics: DAE4 Sn856; Calibrated: 5/26/2009
- Phantom: SAM1; Type: SAM;
- Measurement SW: DASY5, V5.0 Build 125; SEMCAD X Version 13.4 Build 125

**Body/Area Scan (31x71x1):** Measurement grid:  $dx=15\text{mm}$ ,  $dy=15\text{mm}$   
Maximum value of SAR (interpolated) = 1.01 mW/g

**Body/Zoom Scan (7x7x7) (5x5x7)/Cube 0:** Measurement grid:  $dx=8\text{mm}$ ,  $dy=8\text{mm}$ ,  $dz=5\text{mm}$   
Reference Value = 9.94 V/m; Power Drift = 0.115 dB  
Peak SAR (extrapolated) = 1.82 W/kg

**SAR(1 g) = 0.866 mW/g; SAR(10 g) = 0.401 mW/g**  
Maximum value of SAR (measured) = 0.971 mW/g





Date/Time: 08/24/2009 17:55:50

### Configuration 3\_ WLAN802.11n(40m)\_CH7

#### DUT: SMCWUSB-N2

Communication System: Wireless LAN; Frequency: 2452 MHz; Duty Cycle: 1:1  
 Medium: BODY 2450 Medium parameters used:  $f = 2452 \text{ MHz}$ ;  $\sigma = 1.99 \text{ mho/m}$ ;  $\epsilon_r = 54.2$ ;  $\rho = 1000 \text{ kg/m}^3$   
 Phantom section: Flat Section

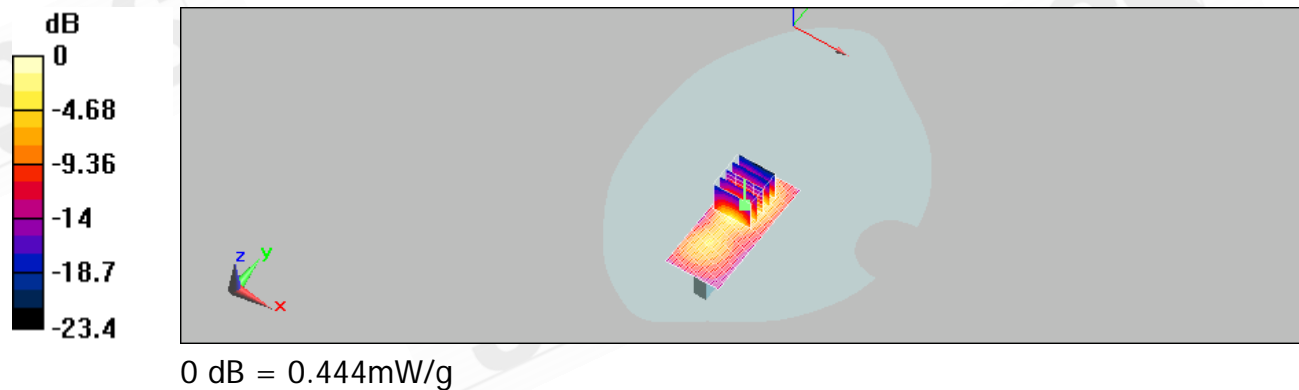
#### DASY5 Configuration:

- Probe: ES3DV3 - SN3172; ConvF(4.02, 4.02, 4.02); Calibrated: 5/27/2009
- Sensor-Surface: 4mm (Mechanical Surface Detection)
- Electronics: DAE4 Sn856; Calibrated: 5/26/2009
- Phantom: SAM1; Type: SAM;
- Measurement SW: DASY5, V5.0 Build 125; SEMCAD X Version 13.4 Build 125

**Body/Area Scan (31x71x1):** Measurement grid:  $dx=15\text{mm}$ ,  $dy=15\text{mm}$   
 Maximum value of SAR (interpolated) = 0.441 mW/g

**Body/Zoom Scan (7x7x7) (5x5x7)/Cube 0:** Measurement grid:  $dx=8\text{mm}$ ,  $dy=8\text{mm}$ ,  $dz=5\text{mm}$   
 Reference Value = 6.34 V/m; Power Drift = -0.066 dB  
 Peak SAR (extrapolated) = 0.807 W/kg

**SAR(1 g) = 0.383 mW/g; SAR(10 g) = 0.177 mW/g**  
 Maximum value of SAR (measured) = 0.444 mW/g



Unless otherwise stated the results shown in this test report refer only to the sample(s) tested and such sample(s) are retained for 90 days only. This test report cannot be reproduced, except in full, without prior written permission of the Company. 除非另有說明，此報告結果僅對測試之樣品負責，同時此樣品僅保留90天。本報告未經本公司書面許可，不可部份複製。

This document is issued by the Company subject to its General Conditions of Service ([www.sgs.com/terms\\_and\\_conditions.htm](http://www.sgs.com/terms_and_conditions.htm)) and Terms and Conditions for Electronic Documents ([www.sgs.com/terms\\_e-document.htm](http://www.sgs.com/terms_e-document.htm)). Attention is drawn to the limitations of liability, indemnification and jurisdictional issues established therein. Even if printed this electronic document is to be treated as an original within the meaning of UCP 600 article 20b. The authenticity of this document may be verified at [www.sgsonsite.com/authentication](http://www.sgsonsite.com/authentication). Any holder of this document is advised that information contained hereon reflects the Company's findings at the time of its intervention only and within the limits of client's instructions, if any. The Company's sole responsibility is to its Client and this document does not exonerate parties to a transaction from exercising all their rights and obligations under the transaction documents.

Date/Time: 08/24/2009 22:03:04

## Configuration 4\_ WLAN802.11n(40m)\_CH1

### DUT: SMCWUSB-N2

Communication System: Wireless LAN; Frequency: 2422 MHz; Duty Cycle: 1:1  
Medium: BODY 2450 Medium parameters used:  $f = 2422 \text{ MHz}$ ;  $\sigma = 1.93 \text{ mho/m}$ ;  $\epsilon_r = 54.6$ ;  $\rho = 1000 \text{ kg/m}^3$   
Phantom section: Flat Section

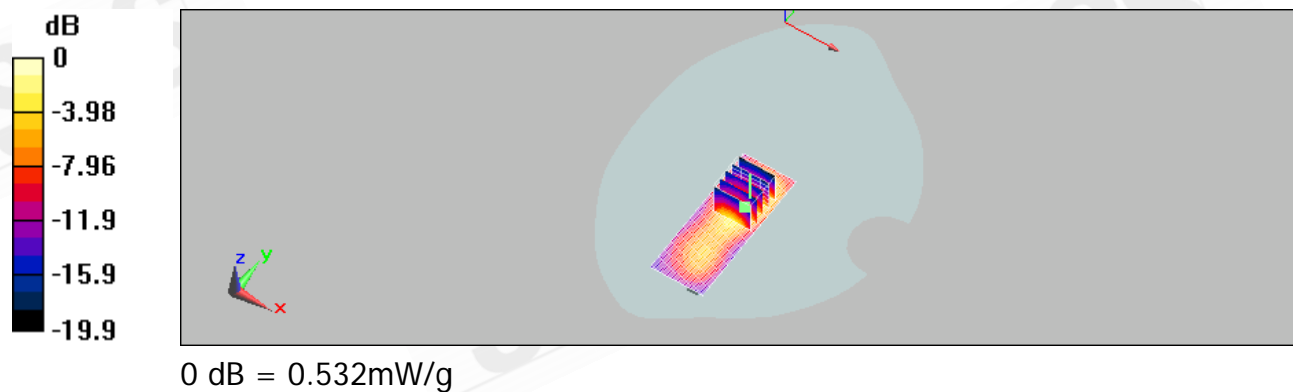
### DASY5 Configuration:

- Probe: ES3DV3 - SN3172; ConvF(4.02, 4.02, 4.02); Calibrated: 5/27/2009
- Sensor-Surface: 4mm (Mechanical Surface Detection)
- Electronics: DAE4 Sn856; Calibrated: 5/26/2009
- Phantom: SAM1; Type: SAM;
- Measurement SW: DASY5, V5.0 Build 125; SEMCAD X Version 13.4 Build 125

**Body/Area Scan (31x81x1):** Measurement grid:  $dx=15\text{mm}$ ,  $dy=15\text{mm}$   
Maximum value of SAR (interpolated) = 0.505 mW/g

**Body/Zoom Scan (7x7x7) (5x5x7)/Cube 0:** Measurement grid:  $dx=8\text{mm}$ ,  $dy=8\text{mm}$ ,  $dz=5\text{mm}$   
Reference Value = 10.8 V/m; Power Drift = -0.180 dB  
Peak SAR (extrapolated) = 0.902 W/kg

**SAR(1 g) = 0.457 mW/g; SAR(10 g) = 0.224 mW/g**  
Maximum value of SAR (measured) = 0.532 mW/g



Date/Time: 08/24/2009 22:27:47

## Configuration 4\_ WLAN802.11n(40m)\_CH4

### DUT: SMCWUSB-N2

Communication System: Wireless LAN; Frequency: 2437 MHz; Duty Cycle: 1:1  
Medium: BODY 2450 Medium parameters used:  $f = 2437$  MHz;  $\sigma = 1.96$  mho/m;  $\epsilon_r = 54.3$ ;  $\rho = 1000$  kg/m<sup>3</sup>  
Phantom section: Flat Section

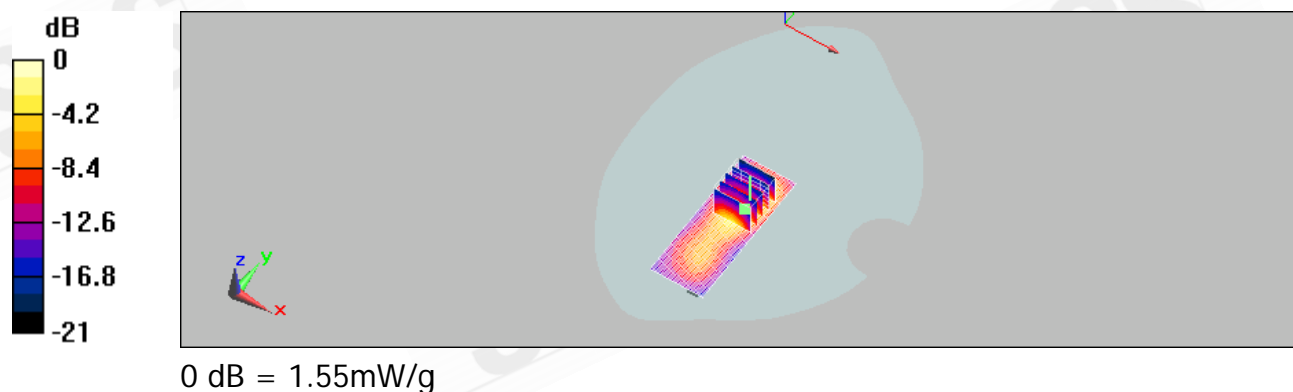
### DASY5 Configuration:

- Probe: ES3DV3 - SN3172; ConvF(4.02, 4.02, 4.02); Calibrated: 5/27/2009
- Sensor-Surface: 4mm (Mechanical Surface Detection)
- Electronics: DAE4 Sn856; Calibrated: 5/26/2009
- Phantom: SAM1; Type: SAM;
- Measurement SW: DASY5, V5.0 Build 125; SEMCAD X Version 13.4 Build 125

**Body/Area Scan (31x81x1):** Measurement grid: dx=15mm, dy=15mm  
Maximum value of SAR (interpolated) = 1.29 mW/g

**Body/Zoom Scan (7x7x7) (5x5x7)/Cube 0:** Measurement grid: dx=8mm, dy=8mm, dz=5mm  
Reference Value = 16.2 V/m; Power Drift = -0.136 dB  
Peak SAR (extrapolated) = 2.67 W/kg

**SAR(1 g) = 1.08 mW/g; SAR(10 g) = 0.611 mW/g**  
Maximum value of SAR (measured) = 1.55 mW/g



Date/Time: 08/24/2009 22:53:44

## Configuration 4\_ WLAN802.11n(40m)\_CH7

### DUT: SMCWUSB-N2

Communication System: Wireless LAN; Frequency: 2452 MHz; Duty Cycle: 1:1  
Medium: BODY 2450 Medium parameters used:  $f = 2452 \text{ MHz}$ ;  $\sigma = 1.99 \text{ mho/m}$ ;  $\epsilon_r = 53.2$ ;  $\rho = 1000 \text{ kg/m}^3$   
Phantom section: Flat Section

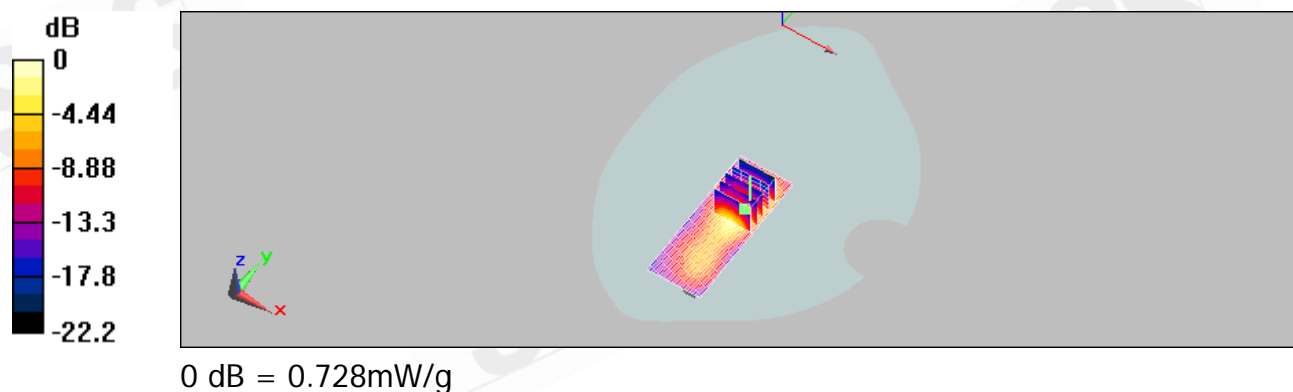
### DASY5 Configuration:

- Probe: ES3DV3 - SN3172; ConvF(4.02, 4.02, 4.02); Calibrated: 5/27/2009
- Sensor-Surface: 4mm (Mechanical Surface Detection)
- Electronics: DAE4 Sn856; Calibrated: 5/26/2009
- Phantom: SAM1; Type: SAM;
- Measurement SW: DASY5, V5.0 Build 125; SEMCAD X Version 13.4 Build 125

**Body/Area Scan (31x81x1):** Measurement grid:  $dx=15\text{mm}$ ,  $dy=15\text{mm}$   
Maximum value of SAR (interpolated) = 0.673 mW/g

**Body/Zoom Scan (7x7x7) (5x5x7)/Cube 0:** Measurement grid:  $dx=8\text{mm}$ ,  $dy=8\text{mm}$ ,  $dz=5\text{mm}$   
Reference Value = 10.5 V/m; Power Drift = -0.208 dB  
Peak SAR (extrapolated) = 1.27 W/kg

**SAR(1 g) = 0.602 mW/g; SAR(10 g) = 0.282 mW/g**  
Maximum value of SAR (measured) = 0.728 mW/g



Unless otherwise stated the results shown in this test report refer only to the sample(s) tested and such sample(s) are retained for 90 days only. This test report cannot be reproduced, except in full, without prior written permission of the Company. 除非另有說明，此報告結果僅對測試之樣品負責，同時此樣品僅保留90天。本報告未經本公司書面許可，不可部份複製。  
This document is issued by the Company subject to its General Conditions of Service ([www.sgs.com/terms\\_and\\_conditions.htm](http://www.sgs.com/terms_and_conditions.htm)) and Terms and Conditions for Electronic Documents ([www.sgs.com/terms\\_e-document.htm](http://www.sgs.com/terms_e-document.htm)). Attention is drawn to the limitations of liability, indemnification and jurisdictional issues established therein. Even if printed this electronic document is to be treated as an original within the meaning of UCP 600 article 20b. The authenticity of this document may be verified at [www.sgsonsite.com/authentication](http://www.sgsonsite.com/authentication). Any holder of this document is advised that information contained hereon reflects the Company's findings at the time of its intervention only and within the limits of client's instructions, if any. The Company's sole responsibility is to its Client and this document does not exonerate parties to a transaction from exercising all their rights and obligations under the transaction documents.

Date/Time: 09/07/2009 06:28:22

## Configuration 5\_ WLAN802.11n(40m)\_CH1

### DUT: SMCWUSB-N2

Communication System: Wireless LAN; Frequency: 2422 MHz; Duty Cycle: 1:1  
Medium: Body 2450 Medium parameters used:  $f = 2422 \text{ MHz}$ ;  $\sigma = 1.93 \text{ mho/m}$ ;  $\epsilon_r = 54.6$ ;  $\rho = 1000 \text{ kg/m}^3$   
Phantom section: Flat Section

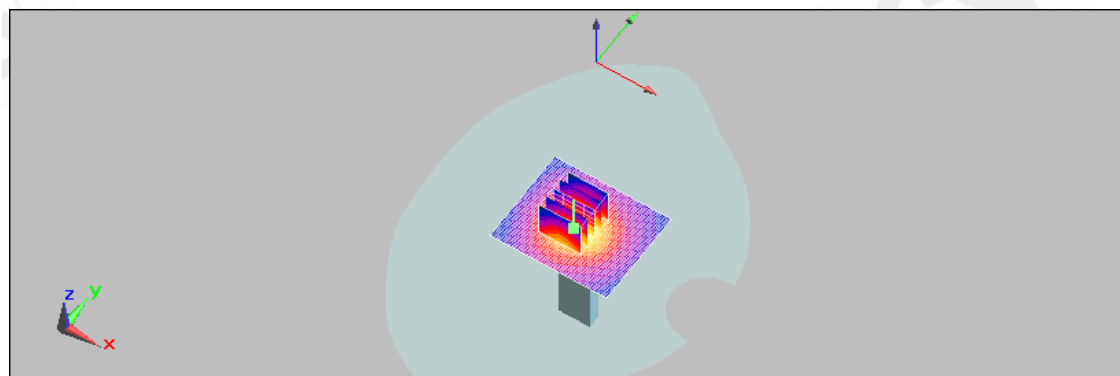
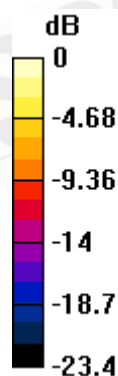
### DASY5 Configuration:

- Probe: ES3DV3 - SN3172; ConvF(4.02, 4.02, 4.02); Calibrated: 5/27/2009
- Sensor-Surface: 4mm (Mechanical Surface Detection)
- Electronics: DAE4 Sn856; Calibrated: 5/26/2009
- Phantom: SAM1; Type: SAM;
- Measurement SW: DASY5, V5.0 Build 125; SEMCAD X Version 13.4 Build 125

**Body/Area Scan (61x51x1):** Measurement grid:  $dx=15\text{mm}$ ,  $dy=15\text{mm}$   
Maximum value of SAR (interpolated) = 0.449 mW/g

**Body/Zoom Scan (7x7x7) (5x5x7)/Cube 0:** Measurement grid:  $dx=8\text{mm}$ ,  $dy=8\text{mm}$ ,  $dz=5\text{mm}$   
Reference Value = 13.7 V/m; Power Drift = 0.178 dB  
Peak SAR (extrapolated) = 0.791 W/kg

**SAR(1 g) = 0.384 mW/g; SAR(10 g) = 0.174 mW/g**  
Maximum value of SAR (measured) = 0.438 mW/g



0 dB = 0.438mW/g

Unless otherwise stated the results shown in this test report refer only to the sample(s) tested and such sample(s) are retained for 90 days only. This test report cannot be reproduced, except in full, without prior written permission of the Company. 除非另有說明，此報告結果僅對測試之樣品負責，同時此樣品僅保留90天。本報告未經本公司書面許可，不可部份複製。

This document is issued by the Company subject to its General Conditions of Service ([www.sgs.com/terms\\_and\\_conditions.htm](http://www.sgs.com/terms_and_conditions.htm)) and Terms and Conditions for Electronic Documents ([www.sgs.com/terms\\_e-document.htm](http://www.sgs.com/terms_e-document.htm)). Attention is drawn to the limitations of liability, indemnification and jurisdictional issues established therein. Even if printed this electronic document is to be treated as an original within the meaning of UCP 600 article 20b. The authenticity of this document may be verified at [www.sgsonsite.com/authentication](http://www.sgsonsite.com/authentication). Any holder of this document is advised that information contained hereon reflects the Company's findings at the time of its intervention only and within the limits of client's instructions, if any. The Company's sole responsibility is to its Client and this document does not exonerate parties to a transaction from exercising all their rights and obligations under the transaction documents.

Date/Time: 09/07/2009 06:52:40

## Configuration 5\_ WLAN802.11n(40m)\_CH4

### DUT: SMCWUSB-N2

Communication System: Wireless LAN; Frequency: 2437 MHz; Duty Cycle: 1:1  
Medium: Body 2450 Medium parameters used:  $f = 2437 \text{ MHz}$ ;  $\sigma = 1.96 \text{ mho/m}$ ;  $\epsilon_r = 54.3$ ;  $\rho = 1000 \text{ kg/m}^3$   
Phantom section: Flat Section

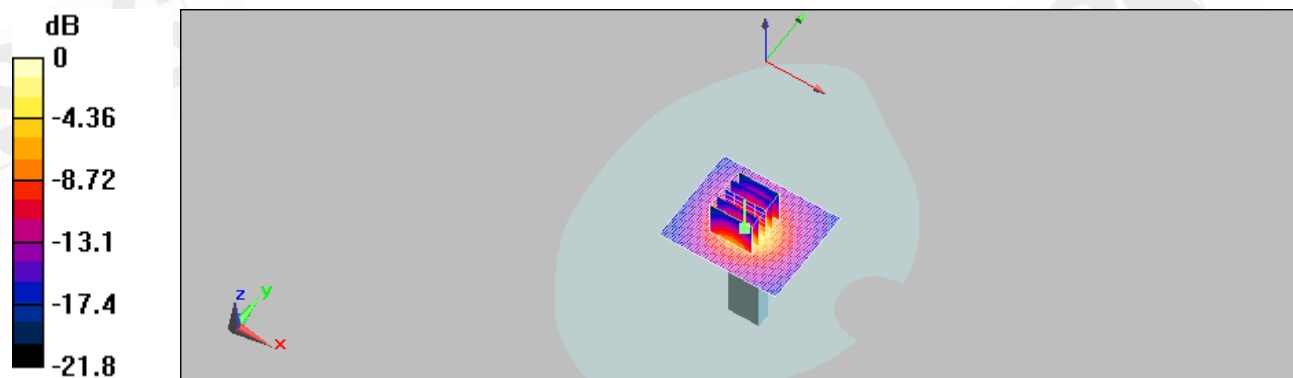
### DASY5 Configuration:

- Probe: ES3DV3 - SN3172; ConvF(4.02, 4.02, 4.02); Calibrated: 5/27/2009
- Sensor-Surface: 4mm (Mechanical Surface Detection)
- Electronics: DAE4 Sn856; Calibrated: 5/26/2009
- Phantom: SAM1; Type: SAM;
- Measurement SW: DASY5, V5.0 Build 125; SEMCAD X Version 13.4 Build 125

**Body/Area Scan (61x51x1):** Measurement grid:  $dx=15\text{mm}$ ,  $dy=15\text{mm}$   
Maximum value of SAR (interpolated) = 0.814 mW/g

**Body/Zoom Scan (7x7x7) (5x5x7)/Cube 0:** Measurement grid:  $dx=8\text{mm}$ ,  $dy=8\text{mm}$ ,  $dz=5\text{mm}$   
Reference Value = 18.7 V/m; Power Drift = 0.153 dB  
Peak SAR (extrapolated) = 1.47 W/kg

**SAR(1 g) = 0.717 mW/g; SAR(10 g) = 0.328 mW/g**  
Maximum value of SAR (measured) = 0.830 mW/g



0 dB = 0.830mW/g

Unless otherwise stated the results shown in this test report refer only to the sample(s) tested and such sample(s) are retained for 90 days only. This test report cannot be reproduced, except in full, without prior written permission of the Company. 除非另有說明，此報告結果僅對測試之樣品負責，同時此樣品僅保留90天。本報告未經本公司書面許可，不可部份複製。

This document is issued by the Company subject to its General Conditions of Service ([www.sgs.com/terms\\_and\\_conditions.htm](http://www.sgs.com/terms_and_conditions.htm)) and Terms and Conditions for Electronic Documents ([www.sgs.com/terms\\_e-document.htm](http://www.sgs.com/terms_e-document.htm)). Attention is drawn to the limitations of liability, indemnification and jurisdictional issues established therein. Even if printed this electronic document is to be treated as an original within the meaning of UCP 600 article 20b. The authenticity of this document may be verified at [www.sgsonsite.com/authentication](http://www.sgsonsite.com/authentication). Any holder of this document is advised that information contained hereon reflects the Company's findings at the time of its intervention only and within the limits of client's instructions, if any. The Company's sole responsibility is to its Client and this document does not exonerate parties to a transaction from exercising all their rights and obligations under the transaction documents.

Date/Time: 09/07/2009 07:17:47

## Configuration 5\_ WLAN802.11n(40m)\_CH7

### DUT: SMCWUSB-N2

Communication System: Wireless LAN; Frequency: 2452 MHz; Duty Cycle: 1:1

Medium: Body 2450 Medium parameters used:  $f = 2452 \text{ MHz}$ ;  $\sigma = 1.99 \text{ mho/m}$ ;  $\epsilon_r = 54.2$ ;  $\rho = 1000 \text{ kg/m}^3$

Phantom section: Flat Section

DASY5 Configuration:

- Probe: ES3DV3 - SN3172; ConvF(4.02, 4.02, 4.02); Calibrated: 5/27/2009
- Sensor-Surface: 4mm (Mechanical Surface Detection)
- Electronics: DAE4 Sn856; Calibrated: 5/26/2009
- Phantom: SAM1; Type: SAM;
- Measurement SW: DASY5, V5.0 Build 125; SEMCAD X Version 13.4 Build 125

**Body/Area Scan (61x51x1):** Measurement grid:  $dx=15\text{mm}$ ,  $dy=15\text{mm}$

Maximum value of SAR (interpolated) = 0.364 mW/g

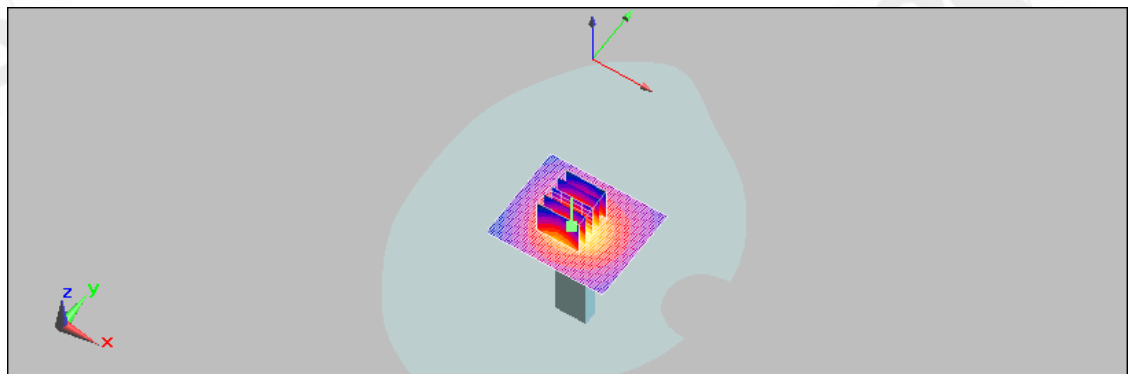
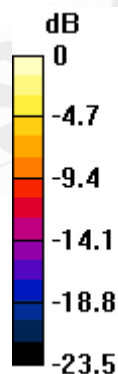
**Body/Zoom Scan (7x7x7) (5x5x7)/Cube 0:** Measurement grid:  $dx=8\text{mm}$ ,  $dy=8\text{mm}$ ,  $dz=5\text{mm}$

Reference Value = 12.6 V/m; Power Drift = -0.013 dB

Peak SAR (extrapolated) = 0.646 W/kg

**SAR(1 g) = 0.317 mW/g; SAR(10 g) = 0.144 mW/g**

Maximum value of SAR (measured) = 0.368 mW/g



0 dB = 0.368mW/g

Unless otherwise stated the results shown in this test report refer only to the sample(s) tested and such sample(s) are retained for 90 days only. This test report cannot be reproduced, except in full, without prior written permission of the Company. 除非另有說明，此報告結果僅對測試之樣品負責，同時此樣品僅保留90天。本報告未經本公司書面許可，不可部份複製。

This document is issued by the Company subject to its General Conditions of Service ([www.sgs.com/terms\\_and\\_conditions.htm](http://www.sgs.com/terms_and_conditions.htm)) and Terms and Conditions for Electronic Documents ([www.sgs.com/terms\\_e-document.htm](http://www.sgs.com/terms_e-document.htm)). Attention is drawn to the limitations of liability, indemnification and jurisdictional issues established therein. Even if printed this electronic document is to be treated as an original within the meaning of UCP 600 article 20b. The authenticity of this document may be verified at [www.sgsonsite.com/authentication](http://www.sgsonsite.com/authentication). Any holder of this document is advised that information contained hereon reflects the Company's findings at the time of its intervention only and within the limits of client's instructions, if any. The Company's sole responsibility is to its Client and this document does not exonerate parties to a transaction from exercising all their rights and obligations under the transaction documents.

## 5. SAR System Performance Verification

Date/Time: 08/24/2009 00:32:22

**DUT: Dipole 2450 MHz;**

Communication System: CW; Frequency: 2450 MHz; Duty Cycle: 1:1

 Medium: HSL2450 Medium parameters used:  $f = 2450$  MHz;  $\sigma = 1.99$  mho/m;  $\epsilon_r = 54.2$ ;  $\rho = 1000$  kg/m<sup>3</sup>

Phantom section: Flat Section

DASY5 Configuration:

- Probe: ES3DV3 - SN3172; ConvF(4.02, 4.02, 4.02); Calibrated: 5/27/2009
- Sensor-Surface: 3.4mm (Mechanical Surface Detection)
- Electronics: DAE4 Sn856; Calibrated: 5/26/2009
- Phantom: SAM1; Type: SAM;
- Measurement SW: DASY5, V5.0 Build 125; SEMCAD X Version 13.4 Build 125

**d=15mm, Pin=250mW, dist=3.4mm** : Measurement grid: dx=15mm, dy=15mm  
 Maximum value of SAR (interpolated) = 18 mW/g

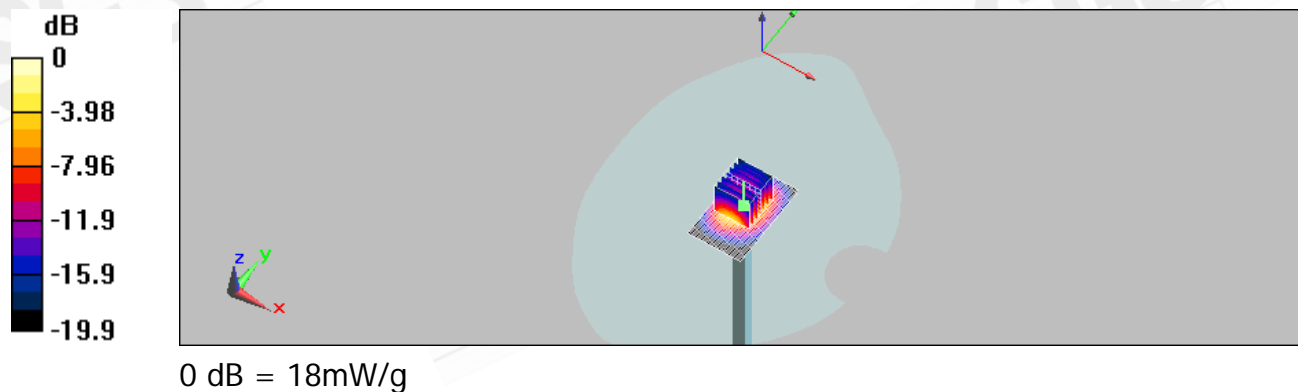
**d=15mm, Pin=250mW, dist=3.4mm** : Measurement grid: dx=5mm, dy=5mm,  
 dz=5mm

Reference Value = 96.4 V/m; Power Drift = 0.018 dB

Peak SAR (extrapolated) = 28.5 W/kg

**SAR(1 g) = 13.7 mW/g; SAR(10 g) = 6.84 mW/g**

Maximum value of SAR (measured) = 18 mW/g



Unless otherwise stated the results shown in this test report refer only to the sample(s) tested and such sample(s) are retained for 90 days only. This test report cannot be reproduced, except in full, without prior written permission of the Company. 除非另有說明，此報告結果僅對測試之樣品負責，同時此樣品僅保留90天。本報告未經本公司書面許可，不可部份複製。

This document is issued by the Company subject to its General Conditions of Service ([www.sgs.com/terms\\_and\\_conditions.htm](http://www.sgs.com/terms_and_conditions.htm)) and Terms and Conditions for Electronic Documents ([www.sgs.com/terms\\_e-document.htm](http://www.sgs.com/terms_e-document.htm)). Attention is drawn to the limitations of liability, indemnification and jurisdictional issues established therein. Even if printed this electronic document is to be treated as an original within the meaning of UCP 600 article 20b. The authenticity of this document may be verified at [www.sgsonsite.com/authentication](http://www.sgsonsite.com/authentication). Any holder of this document is advised that information contained hereon reflects the Company's findings at the time of its intervention only and within the limits of client's instructions, if any. The Company's sole responsibility is to its Client and this document does not exonerate parties to a transaction from exercising all their rights and obligations under the transaction documents.



Date/Time: 09/07/2009 01:33:22

## DUT: Dipole 2450 MHz;

Communication System: CW; Frequency: 2450 MHz; Duty Cycle: 1:1

Medium: HSL2450 Medium parameters used:  $f = 2450 \text{ MHz}$ ;  $\sigma = 1.98 \text{ mho/m}$ ;  $\epsilon_r = 54.4$ ;  $\rho = 1000 \text{ kg/m}^3$

Phantom section: Flat Section

### DASY5 Configuration:

- Probe: ES3DV3 - SN3172; ConvF(4.02, 4.02, 4.02); Calibrated: 5/27/2009
- Sensor-Surface: 3.4mm (Mechanical Surface Detection)
- Electronics: DAE4 Sn856; Calibrated: 5/26/2009
- Phantom: SAM1; Type: SAM;
- Measurement SW: DASY5, V5.0 Build 125; SEMCAD X Version 13.4 Build 125

**d=15mm, Pin=250mW, dist=3.4mm** : Measurement grid: dx=15mm, dy=15mm  
Maximum value of SAR (interpolated) = 17.4 mW/g

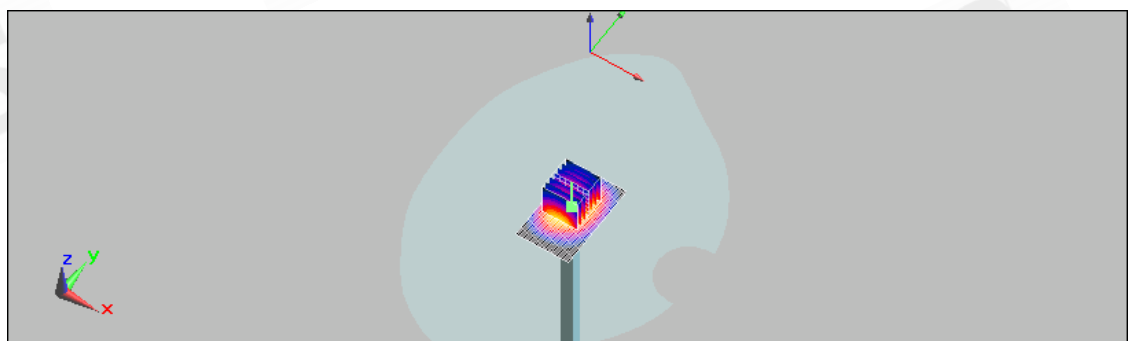
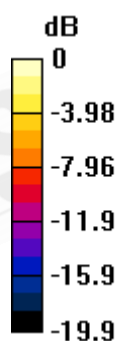
**d=15mm, Pin=250mW, dist=3.4mm** : Measurement grid: dx=5mm, dy=5mm, dz=5mm

Reference Value = 94V/m; Power Drift = 0.025 dB

Peak SAR (extrapolated) = 28.2 W/kg

**SAR(1 g) = 13.4 mW/g; SAR(10 g) = 6.19 mW/g**

Maximum value of SAR (measured) = 16.8 mW/g



0 dB = 16.8mW/g

Unless otherwise stated the results shown in this test report refer only to the sample(s) tested and such sample(s) are retained for 90 days only. This test report cannot be reproduced, except in full, without prior written permission of the Company. 除非另有說明，此報告結果僅對測試之樣品負責，同時此樣品僅保留90天。本報告未經本公司書面許可，不可部份複製。

This document is issued by the Company subject to its General Conditions of Service ([www.sgs.com/terms\\_and\\_conditions.htm](http://www.sgs.com/terms_and_conditions.htm)) and Terms and Conditions for Electronic Documents ([www.sgs.com/terms\\_e-document.htm](http://www.sgs.com/terms_e-document.htm)). Attention is drawn to the limitations of liability, indemnification and jurisdictional issues established therein. Even if printed this electronic document is to be treated as an original within the meaning of UCP 600 article 20b. The authenticity of this document may be verified at [www.sgsonsite.com/authentication](http://www.sgsonsite.com/authentication). Any holder of this document is advised that information contained hereon reflects the Company's findings at the time of its intervention only and within the limits of client's instructions, if any. The Company's sole responsibility is to its Client and this document does not exonerate parties to a transaction from exercising all their rights and obligations under the transaction documents.

## 6. DAE & Probe Calibration certificate

**Calibration Laboratory of**  
Schmid & Partner  
Engineering AG  
Zeughausstrasse 43, 8004 Zurich, Switzerland



**S** Schweizerischer Kalibrierdienst  
**C** Service suisse d'étalonnage  
**S** Servizio svizzero di taratura  
**S** Swiss Calibration Service

Accredited by the Swiss Accreditation Service (SAS)  
The Swiss Accreditation Service is one of the signatories to the EA  
Multilateral Agreement for the recognition of calibration certificates

Accreditation No.: SCS 108

Client **SGS (Auden)**

Certificate No: **DAE4-856\_May09**

### CALIBRATION CERTIFICATE

Object **DAE4 - SD 000 D04 BJ - SN: 856**

Calibration procedure(s) **QA CAL-06.v12  
Calibration procedure for the data acquisition electronics (DAE)**

Calibration date: **May 26, 2009**

Condition of the calibrated item **In Tolerance**

This calibration certificate documents the traceability to national standards, which realize the physical units of measurements (SI).  
The measurements and the uncertainties with confidence probability are given on the following pages and are part of the certificate.

All calibrations have been conducted in the closed laboratory facility: environment temperature (22 ± 3)°C and humidity < 70%.

Calibration Equipment used (M&TE critical for calibration)

Primary Standards	ID #	Cal Date (Certificate No.)	Scheduled Calibration
Fluke Process Calibrator Type 702	SN: 6295803	30-Sep-08 (No: 7673)	Sep-09
Keithley Multimeter Type 2001	SN: 0810278	30-Sep-08 (No: 7670)	Sep-09
Secondary Standards	ID #	Check Date (in house)	Scheduled Check
Calibrator Box V1.1	SE UMS 006 AB 1004	06-Jun-08 (in house check)	In house check: Jun-09

Calibrated by: 

Name	Function	Signature
Dominique Steffen	Technician	

Approved by: 

Fin Bornholt	R&D Director	
--------------	--------------	--

Issued: May 26, 2009

This calibration certificate shall not be reproduced except in full without written approval of the laboratory.

**Calibration Laboratory of  
Schmid & Partner  
Engineering AG**  
Zeughausstrasse 43, 8004 Zurich, Switzerland



**S** Schweizerischer Kalibrierdienst  
**C** Service suisse d'étalonnage  
**S** Servizio svizzero di taratura  
**S** Swiss Calibration Service

Accredited by the Swiss Accreditation Service (SAS)  
The Swiss Accreditation Service is one of the signatories to the EA  
Multilateral Agreement for the recognition of calibration certificates

Accreditation No.: **SCS 108**

Client **SGS (Auden)**

Certificate No: **ES3-3172\_May09**

## CALIBRATION CERTIFICATE

Object: **ES3DV3 - SN:3172**

Calibration procedure(s): **QA CAL-01.v6 and QA CAL-23.v3  
Calibration procedure for dosimetric E-field probes**

Calibration date: **May 27, 2009**

Condition of the calibrated item: **In Tolerance**

This calibration certificate documents the traceability to national standards, which realize the physical units of measurements (SI).  
The measurements and the uncertainties with confidence probability are given on the following pages and are part of the certificate.

All calibrations have been conducted in the closed laboratory facility: environment temperature (22 ± 3)°C and humidity < 70%.

Calibration Equipment used (M&TE critical for calibration)

Primary Standards	ID #	Cal Date (Certificate No.)	Scheduled Calibration
Power meter E4419B	GB41293874	1-Apr-09 (No. 217-01030)	Apr-10
Power sensor E4412A	MY41495277	1-Apr-09 (No. 217-01030)	Apr-10
Power sensor E4412A	MY41498087	1-Apr-09 (No. 217-01030)	Apr-10
Reference 3 dB Attenuator	SN: S5054 (3c)	31-Mar-09 (No. 217-01026)	Mar-10
Reference 20 dB Attenuator	SN: S5086 (20b)	31-Mar-09 (No. 217-01028)	Mar-10
Reference 30 dB Attenuator	SN: S5129 (30b)	31-Mar-09 (No. 217-01027)	Mar-10
Reference Probe ES3DV2	SN: 3013	2-Jan-09 (No. ES3-3013_Jan09)	Jan-10
DAE4	SN: 660	9-Sep-08 (No. DAE4-660_Sep08)	Sep-09

Secondary Standards	ID #	Check Date (in house)	Scheduled Check
RF generator HP 8648C	US3642U01700	4-Aug-99 (in house check Oct-07)	In house check: Oct-09
Network Analyzer HP 8753E	US37390585	18-Oct-01 (in house check Oct-08)	In house check: Oct-09

Calibrated by: **Jeton Kastrati** (Name), **Laboratory Technician** (Function), [Signature]

Approved by: **Katja Pokovic** (Name), **Technical Manager** (Function), [Signature]

Issued: May 27, 2009

This calibration certificate shall not be reproduced except in full without written approval of the laboratory.

Certificate No: ES3-3172\_May09

Page 1 of 9

Unless otherwise stated the results shown in this test report refer only to the sample(s) tested and such sample(s) are retained for 90 days only. This test report cannot be reproduced, except in full, without prior written permission of the Company. 除非另有說明，此報告結果僅對測試之樣品負責，同時此樣品僅保留90天。本報告未經本公司書面許可，不可部份複製。

This document is issued by the Company subject to its General Conditions of Service ([www.sgs.com/terms\\_and\\_conditions.htm](http://www.sgs.com/terms_and_conditions.htm)) and Terms and Conditions for Electronic Documents ([www.sgs.com/terms\\_e-document.htm](http://www.sgs.com/terms_e-document.htm)). Attention is drawn to the limitations of liability, indemnification and jurisdictional issues established therein. Even if printed this electronic document is to be treated as an original within the meaning of UCP 600 article 20b. The authenticity of this document may be verified at [www.sgsonsite.com/authentication](http://www.sgsonsite.com/authentication). Any holder of this document is advised that information contained hereon reflects the Company's findings at the time of its intervention only and within the limits of client's instructions, if any. The Company's sole responsibility is to its Client and this document does not exonerate parties to a transaction from exercising all their rights and obligations under the transaction documents.

**Calibration Laboratory of**  
Schmid & Partner  
Engineering AG  
Zeughausstrasse 43, 8004 Zurich, Switzerland



**S** Schweizerischer Kalibrierdienst  
**C** Service suisse d'étalonnage  
**S** Servizio svizzero di taratura  
**S** Swiss Calibration Service

Accredited by the Swiss Accreditation Service (SAS)  
The Swiss Accreditation Service is one of the signatories to the EA  
Multilateral Agreement for the recognition of calibration certificates

Accreditation No.: **SCS 108**

**Glossary:**

TSL	tissue simulating liquid
NORM <sub>x,y,z</sub>	sensitivity in free space
ConvF	sensitivity in TSL / NORM <sub>x,y,z</sub>
DCP	diode compression point
Polarization $\varphi$	$\varphi$ rotation around probe axis
Polarization $\vartheta$	$\vartheta$ rotation around an axis that is in the plane normal to probe axis (at measurement center), i.e., $\vartheta = 0$ is normal to probe axis

**Calibration is Performed According to the Following Standards:**

- a) IEEE Std 1528-2003, "IEEE Recommended Practice for Determining the Peak Spatial-Averaged Specific Absorption Rate (SAR) in the Human Head from Wireless Communications Devices: Measurement Techniques", December 2003
- b) IEC 62209-1, "Procedure to measure the Specific Absorption Rate (SAR) for hand-held devices used in close proximity to the ear (frequency range of 300 MHz to 3 GHz)", February 2005

**Methods Applied and Interpretation of Parameters:**

- **NORM<sub>x,y,z</sub>**: Assessed for E-field polarization  $\vartheta = 0$  ( $f \leq 900$  MHz in TEM-cell;  $f > 1800$  MHz: R22 waveguide). NORM<sub>x,y,z</sub> are only intermediate values, i.e., the uncertainties of NORM<sub>x,y,z</sub> does not effect the E<sup>2</sup>-field uncertainty inside TSL (see below *ConvF*).
- **NORM(f)<sub>x,y,z</sub> = NORM<sub>x,y,z</sub> \* frequency\_response** (see Frequency Response Chart). This linearization is implemented in DASY4 software versions later than 4.2. The uncertainty of the frequency response is included in the stated uncertainty of *ConvF*.
- **DCP<sub>x,y,z</sub>**: DCP are numerical linearization parameters assessed based on the data of power sweep (no uncertainty required). DCP does not depend on frequency nor media.
- **ConvF and Boundary Effect Parameters**: Assessed in flat phantom using E-field (or Temperature Transfer Standard for  $f \leq 800$  MHz) and inside waveguide using analytical field distributions based on power measurements for  $f > 800$  MHz. The same setups are used for assessment of the parameters applied for boundary compensation (alpha, depth) of which typical uncertainty values are given. These parameters are used in DASY4 software to improve probe accuracy close to the boundary. The sensitivity in TSL corresponds to NORM<sub>x,y,z</sub> \* ConvF whereby the uncertainty corresponds to that given for ConvF. A frequency dependent ConvF is used in DASY version 4.4 and higher which allows extending the validity from  $\pm 50$  MHz to  $\pm 100$  MHz.
- **Spherical isotropy (3D deviation from isotropy)**: in a field of low gradients realized using a flat phantom exposed by a patch antenna.
- **Sensor Offset**: The sensor offset corresponds to the offset of virtual measurement center from the probe tip (on probe axis). No tolerance required.

ES3DV3 SN:3172

May 27, 2009

# Probe ES3DV3

## SN:3172

Manufactured:	January 23, 2008
Last calibrated:	June 23, 2008
Recalibrated:	May 27, 2009

Calibrated for DASY Systems

(Note: non-compatible with DASY2 system!)

Unless otherwise stated the results shown in this test report refer only to the sample(s) tested and such sample(s) are retained for 90 days only. This test report cannot be reproduced, except in full, without prior written permission of the Company. 除非另有說明，此報告結果僅對測試之樣品負責，同時此樣品僅保留90天。本報告未經本公司書面許可，不可部份複製。

This document is issued by the Company subject to its General Conditions of Service ([www.sgs.com/terms\\_and\\_conditions.htm](http://www.sgs.com/terms_and_conditions.htm)) and Terms and Conditions for Electronic Documents ([www.sgs.com/terms\\_e-document.htm](http://www.sgs.com/terms_e-document.htm)). Attention is drawn to the limitations of liability, indemnification and jurisdictional issues established therein. Even if printed this electronic document is to be treated as an original within the meaning of UCP 600 article 20b. The authenticity of this document may be verified at [www.sgsonsite.com/authentication](http://www.sgsonsite.com/authentication). Any holder of this document is advised that information contained hereon reflects the Company's findings at the time of its intervention only and within the limits of client's instructions, if any. The Company's sole responsibility is to its Client and this document does not exonerate parties to a transaction from exercising all their rights and obligations under the transaction documents.

ES3DV3 SN:3172

May 27, 2009

**DASY - Parameters of Probe: ES3DV3 SN:3172**

Sensitivity in Free Space <sup>A</sup>			Diode Compression <sup>B</sup>	
NormX	1.41 ± 10.1%	μV/(V/m) <sup>2</sup>	DCP X	94 mV
NormY	1.17 ± 10.1%	μV/(V/m) <sup>2</sup>	DCP Y	93 mV
NormZ	0.96 ± 10.1%	μV/(V/m) <sup>2</sup>	DCP Z	94 mV

Sensitivity in Tissue Simulating Liquid (Conversion Factors)

Please see Page 8.

Boundary Effect

<b>TSL</b>	<b>900 MHz</b>	<b>Typical SAR gradient: 5 % per mm</b>		
	Sensor Center to Phantom Surface Distance	<b>3.0 mm</b>	<b>4.0 mm</b>	
	SAR <sub>be</sub> [%] Without Correction Algorithm	9.6	5.4	
	SAR <sub>be</sub> [%] With Correction Algorithm	0.9	0.7	
<b>TSL</b>	<b>1810 MHz</b>	<b>Typical SAR gradient: 10 % per mm</b>		
	Sensor Center to Phantom Surface Distance	<b>3.0 mm</b>	<b>4.0 mm</b>	
	SAR <sub>be</sub> [%] Without Correction Algorithm	9.2	5.4	
	SAR <sub>be</sub> [%] With Correction Algorithm	0.7	0.4	

Sensor Offset

Probe Tip to Sensor Center **2.0 mm**

The reported uncertainty of measurement is stated as the standard uncertainty of measurement multiplied by the coverage factor k=2, which for a normal distribution corresponds to a coverage probability of approximately 95%.

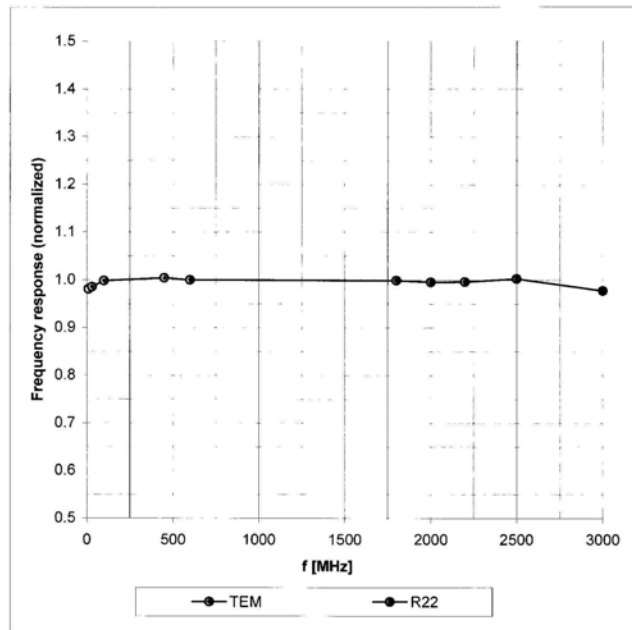
<sup>A</sup> The uncertainties of NormX,Y,Z do not affect the E<sup>2</sup>-field uncertainty inside TSL (see Page 8).

<sup>B</sup> Numerical linearization parameter: uncertainty not required.

ES3DV3 SN:3172

May 27, 2009

## Frequency Response of E-Field (TEM-Cell:ifi110 EXX, Waveguide: R22)



Uncertainty of Frequency Response of E-field:  $\pm 6.3\%$  (k=2)

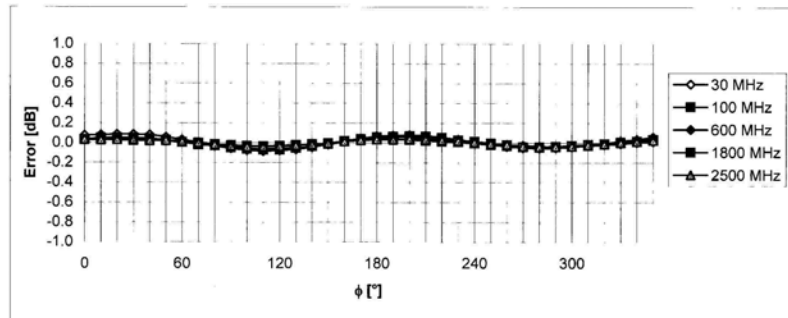
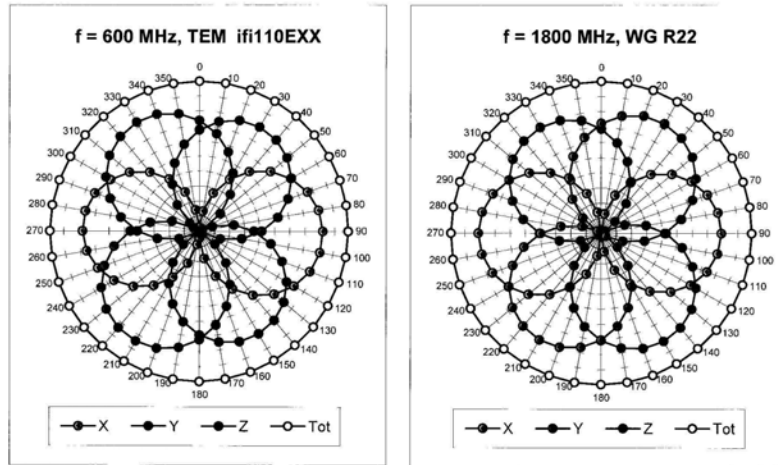
Unless otherwise stated the results shown in this test report refer only to the sample(s) tested and such sample(s) are retained for 90 days only. This test report cannot be reproduced, except in full, without prior written permission of the Company. 除非另有說明，此報告結果僅對測試之樣品負責，同時此樣品僅保留90天。本報告未經本公司書面許可，不可部份複製。

This document is issued by the Company subject to its General Conditions of Service ([www.sgs.com/terms\\_and\\_conditions.htm](http://www.sgs.com/terms_and_conditions.htm)) and Terms and Conditions for Electronic Documents ([www.sgs.com/terms\\_e-document.htm](http://www.sgs.com/terms_e-document.htm)). Attention is drawn to the limitations of liability, indemnification and jurisdictional issues established therein. Even if printed this electronic document is to be treated as an original within the meaning of UCP 600 article 20b. The authenticity of this document may be verified at [www.sgsonsite.com/authentication](http://www.sgsonsite.com/authentication). Any holder of this document is advised that information contained hereon reflects the Company's findings at the time of its intervention only and within the limits of client's instructions, if any. The Company's sole responsibility is to its Client and this document does not exonerate parties to a transaction from exercising all their rights and obligations under the transaction documents.

ES3DV3 SN:3172

May 27, 2009

## Receiving Pattern ( $\phi$ ), $\vartheta = 0^\circ$



Uncertainty of Axial Isotropy Assessment:  $\pm 0.5\%$  ( $k=2$ )

Unless otherwise stated the results shown in this test report refer only to the sample(s) tested and such sample(s) are retained for 90 days only. This test report cannot be reproduced, except in full, without prior written permission of the Company. 除非另有說明，此報告結果僅對測試之樣品負責，同時此樣品僅保留90天。本報告未經本公司書面許可，不可部份複製。

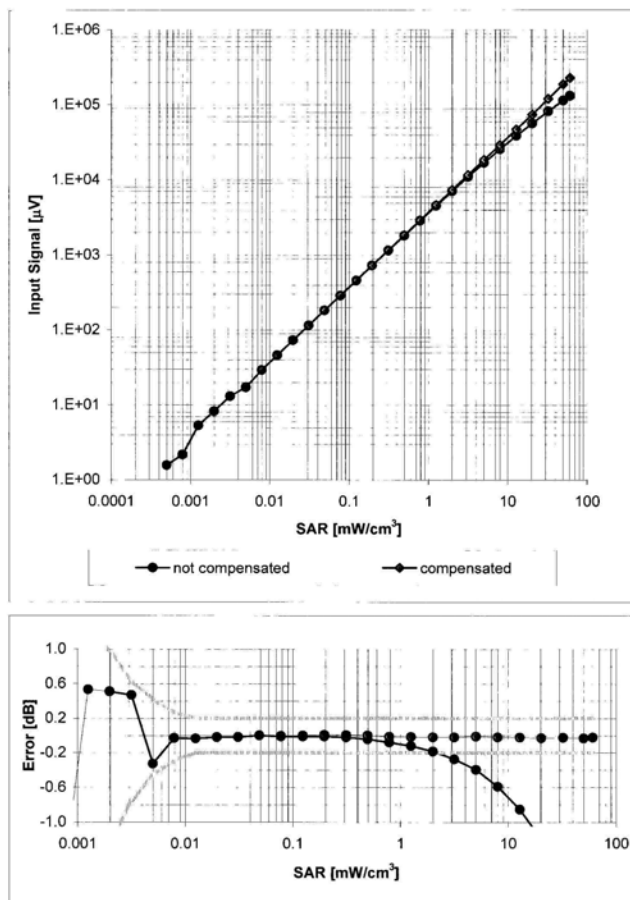
This document is issued by the Company subject to its General Conditions of Service ([www.sgs.com/terms\\_and\\_conditions.htm](http://www.sgs.com/terms_and_conditions.htm)) and Terms and Conditions for Electronic Documents ([www.sgs.com/terms\\_e-document.htm](http://www.sgs.com/terms_e-document.htm)). Attention is drawn to the limitations of liability, indemnification and jurisdictional issues established therein. Even if printed this electronic document is to be treated as an original within the meaning of UCP 600 article 20b. The authenticity of this document may be verified at [www.sgsonsite.com/authentication](http://www.sgsonsite.com/authentication). Any holder of this document is advised that information contained hereon reflects the Company's findings at the time of its intervention only and within the limits of client's instructions, if any. The Company's sole responsibility is to its Client and this document does not exonerate parties to a transaction from exercising all their rights and obligations under the transaction documents.



ES3DV3 SN:3172

May 27, 2009

## Dynamic Range $f(SAR_{head})$ (Waveguide R22, $f = 1800$ MHz)



Uncertainty of Linearity Assessment:  $\pm 0.6\%$  ( $k=2$ )

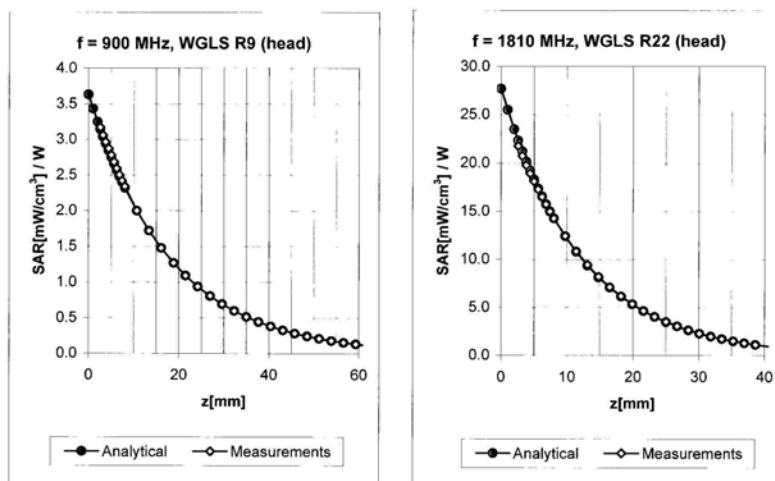
Unless otherwise stated the results shown in this test report refer only to the sample(s) tested and such sample(s) are retained for 90 days only. This test report cannot be reproduced, except in full, without prior written permission of the Company. 除非另有說明，此報告結果僅對測試之樣品負責，同時此樣品僅保留90天。本報告未經本公司書面許可，不可部份複製。

This document is issued by the Company subject to its General Conditions of Service ([www.sgs.com/terms\\_and\\_conditions.htm](http://www.sgs.com/terms_and_conditions.htm)) and Terms and Conditions for Electronic Documents ([www.sgs.com/terms\\_e-document.htm](http://www.sgs.com/terms_e-document.htm)). Attention is drawn to the limitations of liability, indemnification and jurisdictional issues established therein. Even if printed this electronic document is to be treated as an original within the meaning of UCP 600 article 20b. The authenticity of this document may be verified at [www.sgs.com/authentication](http://www.sgs.com/authentication). Any holder of this document is advised that information contained hereon reflects the Company's findings at the time of its intervention only and within the limits of client's instructions, if any. The Company's sole responsibility is to its Client and this document does not exonerate parties to a transaction from exercising all their rights and obligations under the transaction documents.

ES3DV3 SN:3172

May 27, 2009

## Conversion Factor Assessment



f [MHz]	Validity [MHz] <sup>c</sup>	TSL	Permittivity	Conductivity	Alpha	Depth	ConvF Uncertainty
835	± 50 / ± 100	Head	41.5 ± 5%	0.90 ± 5%	0.86	1.08	5.83 ± 11.0% (k=2)
900	± 50 / ± 100	Head	41.5 ± 5%	0.97 ± 5%	0.87	1.08	5.65 ± 11.0% (k=2)
1750	± 50 / ± 100	Head	40.1 ± 5%	1.37 ± 5%	0.35	1.81	4.99 ± 11.0% (k=2)
1810	± 50 / ± 100	Head	40.0 ± 5%	1.40 ± 5%	0.38	1.73	4.86 ± 11.0% (k=2)
1950	± 50 / ± 100	Head	40.0 ± 5%	1.40 ± 5%	0.48	1.51	4.71 ± 11.0% (k=2)
2450	± 50 / ± 100	Head	39.2 ± 5%	1.80 ± 5%	0.41	1.78	4.33 ± 11.0% (k=2)
835	± 50 / ± 100	Body	55.2 ± 5%	0.97 ± 5%	0.78	1.15	5.81 ± 11.0% (k=2)
900	± 50 / ± 100	Body	55.0 ± 5%	1.05 ± 5%	0.78	1.15	5.67 ± 11.0% (k=2)
1750	± 50 / ± 100	Body	53.4 ± 5%	1.49 ± 5%	0.45	1.75	4.69 ± 11.0% (k=2)
1810	± 50 / ± 100	Body	53.3 ± 5%	1.52 ± 5%	0.33	2.23	4.54 ± 11.0% (k=2)
1950	± 50 / ± 100	Body	53.3 ± 5%	1.52 ± 5%	0.27	2.99	4.53 ± 11.0% (k=2)
2450	± 50 / ± 100	Body	52.7 ± 5%	1.95 ± 5%	0.40	1.40	4.02 ± 11.0% (k=2)

<sup>c</sup> The validity of ± 100 MHz only applies for DASY v4.4 and higher (see Page 2). The uncertainty is the RSS of the ConvF uncertainty at calibration frequency and the uncertainty for the indicated frequency band.

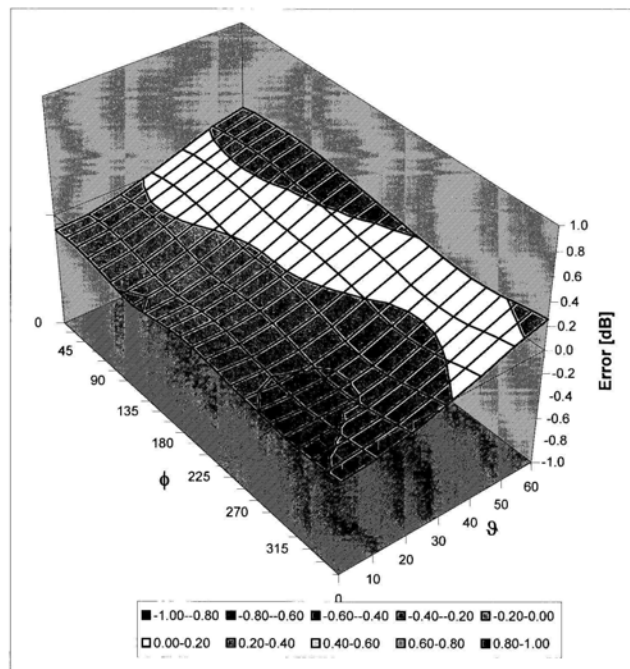
Unless otherwise stated the results shown in this test report refer only to the sample(s) tested and such sample(s) are retained for 90 days only. This test report cannot be reproduced, except in full, without prior written permission of the Company. 除非另有說明，此報告結果僅對測試之樣品負責，同時此樣品僅保留90天。本報告未經本公司書面許可，不可部份複製。

This document is issued by the Company subject to its General Conditions of Service ([www.sgs.com/terms\\_and\\_conditions.htm](http://www.sgs.com/terms_and_conditions.htm)) and Terms and Conditions for Electronic Documents ([www.sgs.com/terms\\_e-document.htm](http://www.sgs.com/terms_e-document.htm)). Attention is drawn to the limitations of liability, indemnification and jurisdictional issues established therein. Even if printed this electronic document is to be treated as an original within the meaning of UCP 600 article 20b. The authenticity of this document may be verified at [www.sgs.com/site/authentication](http://www.sgs.com/site/authentication). Any holder of this document is advised that information contained hereon reflects the Company's findings at the time of its intervention only and within the limits of client's instructions, if any. The Company's sole responsibility is to its Client and this document does not exonerate parties to a transaction from exercising all their rights and obligations under the transaction documents.

ES3DV3 SN:3172

May 27, 2009

## Deviation from Isotropy in HSL Error ( $\phi$ , $\theta$ ), $f = 900$ MHz



Uncertainty of Spherical Isotropy Assessment:  $\pm 2.6\%$  ( $k=2$ )

Unless otherwise stated the results shown in this test report refer only to the sample(s) tested and such sample(s) are retained for 90 days only. This test report cannot be reproduced, except in full, without prior written permission of the Company. 除非另有說明，此報告結果僅對測試之樣品負責，同時此樣品僅保留90天。本報告未經本公司書面許可，不可部份複製。

This document is issued by the Company subject to its General Conditions of Service ([www.sgs.com/terms\\_and\\_conditions.htm](http://www.sgs.com/terms_and_conditions.htm)) and Terms and Conditions for Electronic Documents ([www.sgs.com/terms\\_e-document.htm](http://www.sgs.com/terms_e-document.htm)). Attention is drawn to the limitations of liability, indemnification and jurisdictional issues established therein. Even if printed this electronic document is to be treated as an original within the meaning of UCP 600 article 20b. The authenticity of this document may be verified at [www.sgsonsite.com/authentication](http://www.sgsonsite.com/authentication). Any holder of this document is advised that information contained hereon reflects the Company's findings at the time of its intervention only and within the limits of client's instructions, if any. The Company's sole responsibility is to its Client and this document does not exonerate parties to a transaction from exercising all their rights and obligations under the transaction documents.

## 7. Uncertainty Analysis

DASY5 Uncertainty Budget According to IEEE 1528 [1]								
Error Description	Uncertainty value	Prob. Dist.	Div.	( $c_i$ ) 1g	( $c_i$ ) 10g	Std. Unc. (1g)	Std. Unc. (10g)	( $v_i$ ) $v_{eff}$
<b>Measurement System</b>								
Probe Calibration	±5.9%	N	1	1	1	±5.9%	±5.9%	∞
Axial Isotropy	±4.7%	R	√3	0.7	0.7	±1.9%	±1.9%	∞
Hemispherical Isotropy	±9.6%	R	√3	0.7	0.7	±3.9%	±3.9%	∞
Boundary Effects	±1.0%	R	√3	1	1	±0.6%	±0.6%	∞
Linearity	±4.7%	R	√3	1	1	±2.7%	±2.7%	∞
System Detection Limits	±1.0%	R	√3	1	1	±0.6%	±0.6%	∞
Readout Electronics	±0.3%	N	1	1	1	±0.3%	±0.3%	∞
Response Time	±0.8%	R	√3	1	1	±0.5%	±0.5%	∞
Integration Time	±2.6%	R	√3	1	1	±1.5%	±1.5%	∞
RF Ambient Noise	±3.0%	R	√3	1	1	±1.7%	±1.7%	∞
RF Ambient Reflections	±3.0%	R	√3	1	1	±1.7%	±1.7%	∞
Probe Positioner	±0.4%	R	√3	1	1	±0.2%	±0.2%	∞
Probe Positioning	±2.9%	R	√3	1	1	±1.7%	±1.7%	∞
Max. SAR Eval.	±1.0%	R	√3	1	1	±0.6%	±0.6%	∞
<b>Test Sample Related</b>								
Device Positioning	±2.9%	N	1	1	1	±2.9%	±2.9%	145
Device Holder	±3.6%	N	1	1	1	±3.6%	±3.6%	5
Power Drift	±5.0%	R	√3	1	1	±2.9%	±2.9%	∞
<b>Phantom and Setup</b>								
Phantom Uncertainty	±4.0%	R	√3	1	1	±2.3%	±2.3%	∞
Liquid Conductivity (target)	±5.0%	R	√3	0.64	0.43	±1.8%	±1.2%	∞
Liquid Conductivity (meas.)	±2.5%	N	1	0.64	0.43	±1.6%	±1.1%	∞
Liquid Permittivity (target)	±5.0%	R	√3	0.6	0.49	±1.7%	±1.4%	∞
Liquid Permittivity (meas.)	±2.5%	N	1	0.6	0.49	±1.5%	±1.2%	∞
Combined Std. Uncertainty						±10.9%	±10.7%	387
Expanded STD Uncertainty						±21.9%	±21.4%	

Table 19.6: Worst-Case uncertainty budget for DASY5 assessed according to IEEE 1528 [1]. The budget is valid for the frequency range 300 MHz - 3 GHz and represents a worst-case analysis. For specific tests and configurations, the uncertainty could be considerable smaller.

Unless otherwise stated the results shown in this test report refer only to the sample(s) tested and such sample(s) are retained for 90 days only. This test report cannot be reproduced, except in full, without prior written permission of the Company. 除非另有說明，此報告結果僅對測試之樣品負責，同時此樣品僅保留90天。本報告未經本公司書面許可，不可部份複製。

This document is issued by the Company subject to its General Conditions of Service ([www.sgs.com/terms\\_and\\_conditions.htm](http://www.sgs.com/terms_and_conditions.htm)) and Terms and Conditions for Electronic Documents ([www.sgs.com/terms\\_e-document.htm](http://www.sgs.com/terms_e-document.htm)). Attention is drawn to the limitations of liability, indemnification and jurisdictional issues established therein. Even if printed this electronic document is to be treated as an original within the meaning of UCP 600 article 20b. The authenticity of this document may be verified at [www.sgsonsite.com/authentication](http://www.sgsonsite.com/authentication). Any holder of this document is advised that information contained hereon reflects the Company's findings at the time of its intervention only and within the limits of client's instructions, if any. The Company's sole responsibility is to its Client and this document does not exonerate parties to a transaction from exercising all their rights and obligations under the transaction documents.

## 8. Phantom Description

Schmid & Partner Engineering AG

**s p e a g**

Zeughausstrasse 43, 8004 Zurich, Switzerland  
Phone +41 1 245 9700, Fax +41 1 245 9779  
info@speag.com, http://www.speag.com

### Certificate of Conformity / First Article Inspection

Item	SAM Twin Phantom V4.0
Type No	QD 000 P40 C
Series No	TP-1150 and higher
Manufacturer	SPEAG Zeughausstrasse 43 CH-8004 Zurich Switzerland

#### Tests

The series production process used allows the limitation to test of first articles. Complete tests were made on the pre-series Type No. QD 000 P40 AA, Serial No. TP-1001 and on the series first article Type No. QD 000 P40 BA, Serial No. TP-1006. Certain parameters have been retested using further series items (called samples) or are tested at each item.

Test	Requirement	Details	Units tested
Dimensions	Compliant with the geometry according to the CAD model.	IT'IS CAD File (*)	First article, Samples
Material thickness of shell	Compliant with the requirements according to the standards	2mm +/- 0.2mm in flat and specific areas of head section	First article, Samples, TP-1314 ff.
Material thickness at ERP	Compliant with the requirements according to the standards	6mm +/- 0.2mm at ERP	First article, All items
Material parameters	Dielectric parameters for required frequencies	300 MHz – 6 GHz: Relative permittivity < 5, Loss tangent < 0.05	Material samples
Material resistivity	The material has been tested to be compatible with the liquids defined in the standards if handled and cleaned according to the instructions. Observe technical Note for material compatibility.	DEGMBE based simulating liquids	Pre-series, First article, Material samples
Sagging	Compliant with the requirements according to the standards. Sagging of the flat section when filled with tissue simulating liquid.	< 1% typical < 0.8% if filled with 155mm of HSL900 and without DUT below	Prototypes, Sample testing

#### Standards

- [1] CENELEC EN 50361
- [2] IEEE Std 1528-2003
- [3] IEC 62209 Part 1
- [4] FCC OET Bulletin 65, Supplement C, Edition 01-01

(\*) The IT'IS CAD file is derived from [2] and is also within the tolerance requirements of the shapes of the other documents.

#### Conformity

Based on the sample tests above, we certify that this item is in compliance with the uncertainty requirements of SAR measurements specified in standards [1] to [4].

Date 07.07.2005

**s p e a g**

Signature / Stamp

Schmid & Partner Engineering AG  
Zeughausstrasse 43, 8004 Zurich, Switzerland  
Phone +41 1 245 9700, Fax +41 1 245 9779  
info@speag.com, http://www.speag.com

Doc No 581 - QD 000 P40 C - F

Page 1 (1)

Unless otherwise stated the results shown in this test report refer only to the sample(s) tested and such sample(s) are retained for 90 days only. This test report cannot be reproduced, except in full, without prior written permission of the Company. 除非另有說明，此報告結果僅對測試之樣品負責，同時此樣品僅保留90天。本報告未經本公司書面許可，不可部份複製。

This document is issued by the Company subject to its General Conditions of Service ([www.sgs.com/terms\\_and\\_conditions.htm](http://www.sgs.com/terms_and_conditions.htm)) and Terms and Conditions for Electronic Documents ([www.sgs.com/terms\\_e-document.htm](http://www.sgs.com/terms_e-document.htm)). Attention is drawn to the limitations of liability, indemnification and jurisdictional issues established therein. Even if printed this electronic document is to be treated as an original within the meaning of UCP 600 article 20b. The authenticity of this document may be verified at [www.sgsonsite.com/authentication](http://www.sgsonsite.com/authentication). Any holder of this document is advised that information contained hereon reflects the Company's findings at the time of its intervention only and within the limits of client's instructions, if any. The Company's sole responsibility is to its Client and this document does not exonerate parties to a transaction from exercising all their rights and obligations under the transaction documents.

## 9. System Validation from Original equipment supplier

**Calibration Laboratory of**  
Schmid & Partner  
Engineering AG  
Zeughausstrasse 43, 8004 Zurich, Switzerland



**S** Schweizerischer Kalibrierdienst  
**C** Service suisse d'étalonnage  
**S** Servizio svizzero di taratura  
**S** Swiss Calibration Service

Accredited by the Swiss Accreditation Service (SAS)  
The Swiss Accreditation Service is one of the signatories to the EA  
Multilateral Agreement for the recognition of calibration certificates

Accreditation No.: **SCS 108**

Client **SGS (Auden)**

Certificate No: **D2450V2-727\_Apr09**

### CALIBRATION CERTIFICATE

Object: **D2450V2 - SN: 727**

Calibration procedure(s): **QA CAL-05.v7  
Calibration procedure for dipole validation kits**

Calibration date: **April 27, 2009**

Condition of the calibrated item: **In Tolerance**

This calibration certificate documents the traceability to national standards, which realize the physical units of measurements (SI). The measurements and the uncertainties with confidence probability are given on the following pages and are part of the certificate.

All calibrations have been conducted in the closed laboratory facility: environment temperature (22 ± 3)°C and humidity < 70%.

Calibration Equipment used (M&TE critical for calibration)

Primary Standards	ID #	Cal Date (Calibrated by, Certificate No.)	Scheduled Calibration
Power meter EPM-442A	GB37480704	08-Oct-08 (No. 217-00898)	Oct-09
Power sensor HP 8481A	US37292783	08-Oct-08 (No. 217-00898)	Oct-09
Reference 20 dB Attenuator	SN: 5086 (20g)	31-Mar-09 (No. 217-01025)	Mar-10
Type-N mismatch combination	SN: 5047.2 / 06327	31-Mar-09 (No. 217-01029)	Mar-10
Reference Probe ES3DV2	SN: 3025	28-Apr-08 (No. ES3-3025_Apr08)	Apr-09
DAE4	SN: 601	07-Mar-09 (No. DAE4-601_Mar09)	Mar-10
Secondary Standards	ID #	Check Date (in house)	Scheduled Check
Power sensor HP 8481A	MY41092317	18-Oct-02 (in house check Oct-07)	In house check: Oct-09
RF generator R&S SMT-06	100005	4-Aug-99 (in house check Oct-07)	In house check: Oct-09
Network Analyzer HP 8753E	US37390585 S4206	18-Oct-01 (in house check Oct-08)	In house check: Oct-09

Calibrated by:	Name <b>Jeton Kastrati</b>	Function Laboratory Technician	Signature 
Approved by:	Name <b>Katja Pokovic</b>	Technical Manager	

Issued: April 28, 2009

This calibration certificate shall not be reproduced except in full without written approval of the laboratory.

**Calibration Laboratory of**  
Schmid & Partner  
Engineering AG  
Zeughausstrasse 43, 8004 Zurich, Switzerland



**S** Schweizerischer Kalibrierdienst  
**C** Service suisse d'étalonnage  
**S** Servizio svizzero di taratura  
**S** Swiss Calibration Service

Accredited by the Swiss Accreditation Service (SAS)  
The Swiss Accreditation Service is one of the signatories to the EA  
Multilateral Agreement for the recognition of calibration certificates

Accreditation No.: **SCS 108**

**Glossary:**

TSL tissue simulating liquid  
ConvF sensitivity in TSL / NORM x,y,z  
N/A not applicable or not measured

**Calibration is Performed According to the Following Standards:**

- a) IEEE Std 1528-2003, "IEEE Recommended Practice for Determining the Peak Spatial-Averaged Specific Absorption Rate (SAR) in the Human Head from Wireless Communications Devices: Measurement Techniques", December 2003
- b) IEC 62209-1, "Procedure to measure the Specific Absorption Rate (SAR) for hand-held devices used in close proximity to the ear (frequency range of 300 MHz to 3 GHz)", February 2005
- c) Federal Communications Commission Office of Engineering & Technology (FCC OET), "Evaluating Compliance with FCC Guidelines for Human Exposure to Radiofrequency Electromagnetic Fields; Additional Information for Evaluating Compliance of Mobile and Portable Devices with FCC Limits for Human Exposure to Radiofrequency Emissions", Supplement C (Edition 01-01) to Bulletin 65

**Additional Documentation:**

- d) DASY4/5 System Handbook

**Methods Applied and Interpretation of Parameters:**

- *Measurement Conditions:* Further details are available from the Validation Report at the end of the certificate. All figures stated in the certificate are valid at the frequency indicated.
- *Antenna Parameters with TSL:* The dipole is mounted with the spacer to position its feed point exactly below the center marking of the flat phantom section, with the arms oriented parallel to the body axis.
- *Feed Point Impedance and Return Loss:* These parameters are measured with the dipole positioned under the liquid filled phantom. The impedance stated is transformed from the measurement at the SMA connector to the feed point. The Return Loss ensures low reflected power. No uncertainty required.
- *Electrical Delay:* One-way delay between the SMA connector and the antenna feed point. No uncertainty required.
- *SAR measured:* SAR measured at the stated antenna input power.
- *SAR normalized:* SAR as measured, normalized to an input power of 1 W at the antenna connector.
- *SAR for nominal TSL parameters:* The measured TSL parameters are used to calculate the nominal SAR result.

### Measurement Conditions

DASY system configuration, as far as not given on page 1.

DASY Version	DASY5	V5.0
Extrapolation	Advanced Extrapolation	
Phantom	Modular Flat Phantom V5.0	
Distance Dipole Center - TSL	10 mm	with Spacer
Zoom Scan Resolution	dx, dy, dz = 5 mm	
Frequency	2450 MHz $\pm$ 1 MHz	

### Head TSL parameters

The following parameters and calculations were applied.

	Temperature	Permittivity	Conductivity
Nominal Head TSL parameters	22.0 °C	39.2	1.80 mho/m
Measured Head TSL parameters	(22.0 $\pm$ 0.2) °C	38.0 $\pm$ 6 %	1.82 mho/m $\pm$ 6 %
Head TSL temperature during test	(21.6 $\pm$ 0.2) °C	----	----

### SAR result with Head TSL

SAR averaged over 1 cm <sup>3</sup> (1 g) of Head TSL	Condition	
SAR measured	250 mW input power	13.5 mW / g
SAR normalized	normalized to 1W	54.0 mW / g
SAR for nominal Head TSL parameters <sup>1</sup>	normalized to 1W	<b>53.3 mW / g <math>\pm</math> 17.0 % (k=2)</b>

SAR averaged over 10 cm <sup>3</sup> (10 g) of Head TSL	condition	
SAR measured	250 mW input power	6.28 mW / g
SAR normalized	normalized to 1W	25.1 mW / g
SAR for nominal Head TSL parameters <sup>1</sup>	normalized to 1W	<b>24.9 mW / g <math>\pm</math> 16.5 % (k=2)</b>

<sup>1</sup> Correction to nominal TSL parameters according to d), chapter "SAR Sensitivities"



**Body TSL parameters**

The following parameters and calculations were applied.

	Temperature	Permittivity	Conductivity
Nominal Body TSL parameters	22.0 °C	52.7	1.95 mho/m
Measured Body TSL parameters	(22.0 ± 0.2) °C	54.4 ± 6 %	1.98 mho/m ± 6 %
Body TSL temperature during test	(22.0 ± 0.2) °C	---	---

**SAR result with Body TSL**

SAR averaged over 1 cm <sup>3</sup> (1 g) of Body TSL	Condition	
SAR measured	250 mW input power	13.2 mW / g
SAR normalized	normalized to 1W	52.8 mW / g
SAR for nominal Body TSL parameters <sup>2</sup>	normalized to 1W	<b>52.8 mW / g ± 17.0 % (k=2)</b>

SAR averaged over 10 cm <sup>3</sup> (10 g) of Body TSL	condition	
SAR measured	250 mW input power	6.18 mW / g
SAR normalized	normalized to 1W	24.7 mW / g
SAR for nominal Body TSL parameters <sup>2</sup>	normalized to 1W	<b>24.8 mW / g ± 16.5 % (k=2)</b>

<sup>2</sup> Correction to nominal TSL parameters according to d), chapter "SAR Sensitivities"

Unless otherwise stated the results shown in this test report refer only to the sample(s) tested and such sample(s) are retained for 90 days only. This test report cannot be reproduced, except in full, without prior written permission of the Company. 除非另有說明，此報告結果僅對測試之樣品負責，同時此樣品僅保留90天。本報告未經本公司書面許可，不可部份複製。

This document is issued by the Company subject to its General Conditions of Service ([www.sgs.com/terms\\_and\\_conditions.htm](http://www.sgs.com/terms_and_conditions.htm)) and Terms and Conditions for Electronic Documents ([www.sgs.com/terms\\_e-document.htm](http://www.sgs.com/terms_e-document.htm)). Attention is drawn to the limitations of liability, indemnification and jurisdictional issues established therein. Even if printed this electronic document is to be treated as an original within the meaning of UCP 600 article 20b. The authenticity of this document may be verified at [www.sgs.com/authentication](http://www.sgs.com/authentication). Any holder of this document is advised that information contained hereon reflects the Company's findings at the time of its intervention only and within the limits of client's instructions, if any. The Company's sole responsibility is to its Client and this document does not exonerate parties to a transaction from exercising all their rights and obligations under the transaction documents.

## Appendix

### Antenna Parameters with Head TSL

Impedance, transformed to feed point	55.1 $\Omega$ + 1.2 j $\Omega$
Return Loss	- 26.1 dB

### Antenna Parameters with Body TSL

Impedance, transformed to feed point	49.5 $\Omega$ + 3.3 j $\Omega$
Return Loss	- 29.6 dB

### General Antenna Parameters and Design

Electrical Delay (one direction)	1.149 ns
----------------------------------	----------

After long term use with 100W radiated power, only a slight warming of the dipole near the feedpoint can be measured.

The dipole is made of standard semirigid coaxial cable. The center conductor of the feeding line is directly connected to the second arm of the dipole. The antenna is therefore short-circuited for DC-signals.

No excessive force must be applied to the dipole arms, because they might bend or the soldered connections near the feedpoint may be damaged.

### Additional EUT Data

Manufactured by	SPEAG
Manufactured on	January 09, 2003

## DASY5 Validation Report for Head TSL

Date/Time: 27.04.2009 13:40:04

Test Laboratory: SPEAG, Zurich, Switzerland

**DUT: Dipole 2450 MHz; Type: D2450V2; Serial: D2450V2 - SN727**

Communication System: CW; Frequency: 2450 MHz; Duty Cycle: 1:1

Medium: HSL U10 BB

Medium parameters used:  $f = 2450$  MHz;  $\sigma = 1.82$  mho/m;  $\epsilon_r = 38$ ;  $\rho = 1000$  kg/m<sup>3</sup>

Phantom section: Flat Section

Measurement Standard: DASY5 (IEEE/IEC)

DASY5 Configuration:

- Probe: ES3DV2 - SN3025; ConvF(4.4, 4.4, 4.4); Calibrated: 28.04.2008
- Sensor-Surface: 3mm (Mechanical Surface Detection)
- Electronics: DAE4 Sn601; Calibrated: 07.03.2009
- Phantom: Flat Phantom 5.0 (front); Type: QD000P50AA; Serial: 1001
- Measurement SW: DASY5, V5.0 Build 120; SEMCAD X Version 13.4 Build 45


**Pin = 250 mW; d = 10 mm/Zoom Scan (7x7x7)/Cube 0:** Measurement grid: dx=5mm, dy=5mm, dz=5mm

Reference Value = 100.3 V/m; Power Drift = 0.036 dB

Peak SAR (extrapolated) = 28.3 W/kg

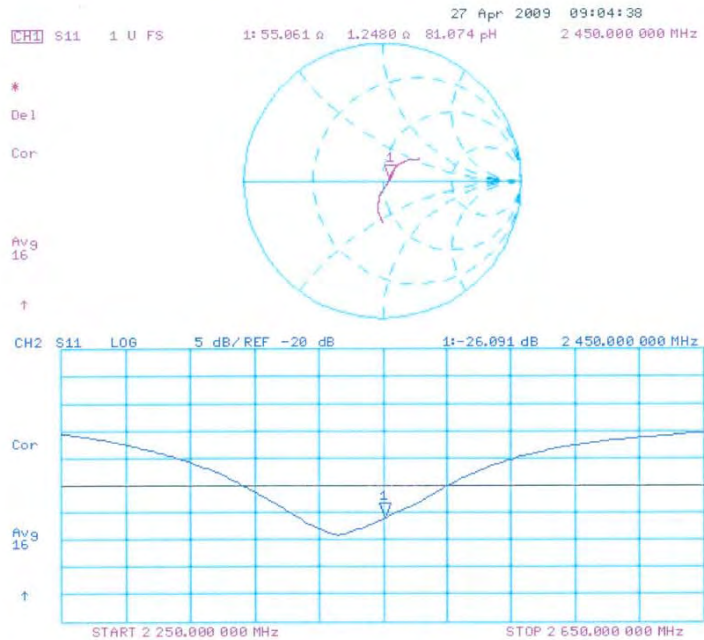
**SAR(1 g) = 13.5 mW/g; SAR(10 g) = 6.28 mW/g**

Maximum value of SAR (measured) = 17.2 mW/g



0 dB = 17.2mW/g

### Impedance Measurement Plot for Head TSL



Unless otherwise stated the results shown in this test report refer only to the sample(s) tested and such sample(s) are retained for 90 days only. This test report cannot be reproduced, except in full, without prior written permission of the Company. 除非另有說明，此報告結果僅對測試之樣品負責，同時此樣品僅保留90天。本報告未經本公司書面許可，不可部份複製。

This document is issued by the Company subject to its General Conditions of Service ([www.sgs.com/terms\\_and\\_conditions.htm](http://www.sgs.com/terms_and_conditions.htm)) and Terms and Conditions for Electronic Documents ([www.sgs.com/terms\\_e-document.htm](http://www.sgs.com/terms_e-document.htm)). Attention is drawn to the limitations of liability, indemnification and jurisdictional issues established therein. Even if printed this electronic document is to be treated as an original within the meaning of UCP 600 article 20b. The authenticity of this document may be verified at [www.sgsonsite.com/authentication](http://www.sgsonsite.com/authentication). Any holder of this document is advised that information contained hereon reflects the Company's findings at the time of its intervention only and within the limits of client's instructions, if any. The Company's sole responsibility is to its Client and this document does not exonerate parties to a transaction from exercising all their rights and obligations under the transaction documents.

## DASY5 Validation Report for Body TSL

Date/Time: 22.04.2009 13:12:14

Test Laboratory: SPEAG, Zurich, Switzerland

**DUT: Dipole 2450 MHz; Type: D2450V2; Serial: D2450V2 - SN:727**

Communication System: CW; Frequency: 2450 MHz; Duty Cycle: 1:1

Medium: MSL U10 BB

Medium parameters used:  $f = 2450$  MHz;  $\sigma = 1.98$  mho/m;  $\epsilon_r = 54.4$ ;  $\rho = 1000$  kg/m<sup>3</sup>

Phantom section: Flat Section

Measurement Standard: DASY5 (IEEE/IEC)

DASY5 Configuration:

- Probe: ES3DV2 - SN3025; ConvF(4.07, 4.07, 4.07); Calibrated: 28.04.2008
- Sensor-Surface: 3mm (Mechanical Surface Detection)
- Electronics: DAE4 Sn601; Calibrated: 07.03.2009
- Phantom: Flat Phantom 5.0 (back); Type: QD000P50AA; Serial: 1002
- Measurement SW: DASY5, V5.0 Build 120; SEMCAD X Version 13.4 Build 45


**Pin = 250 mW; d = 10 mm/Zoom Scan (7x7x7)/Cube 0:** Measurement grid: dx=5mm, dy=5mm, dz=5mm

Reference Value = 96.9 V/m; Power Drift = 0.031 dB

Peak SAR (extrapolated) = 26.5 W/kg

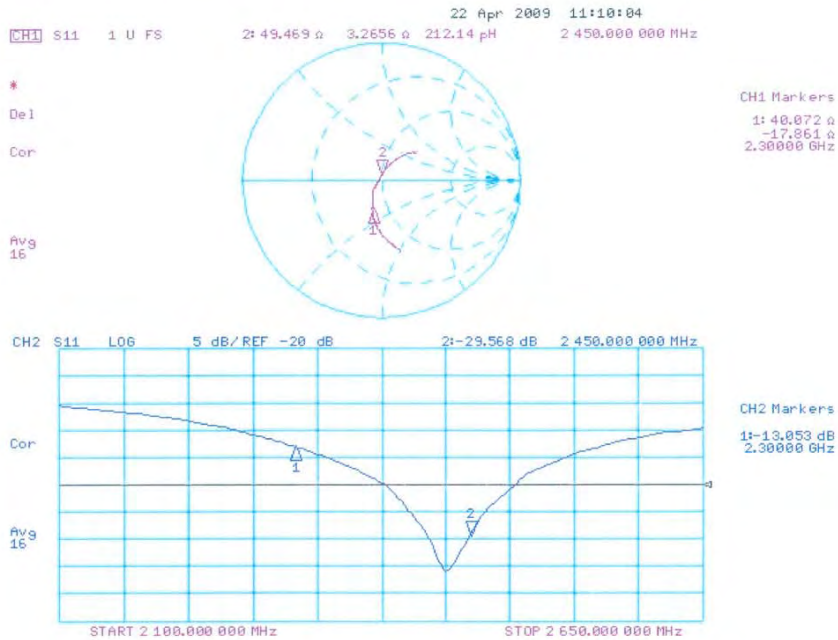
**SAR(1 g) = 13.2 mW/g; SAR(10 g) = 6.18 mW/g**

Maximum value of SAR (measured) = 17.3 mW/g



0 dB = 17.3mW/g

### Impedance Measurement Plot for Body TSL



**End of 1<sup>st</sup> part of report**

Unless otherwise stated the results shown in this test report refer only to the sample(s) tested and such sample(s) are retained for 90 days only. This test report cannot be reproduced, except in full, without prior written permission of the Company. 除非另有說明，此報告結果僅對測試之樣品負責，同時此樣品僅保留90天。本報告未經本公司書面許可，不可部份複製。  
This document is issued by the Company subject to its General Conditions of Service ([www.sgs.com/terms\\_and\\_conditions.htm](http://www.sgs.com/terms_and_conditions.htm)) and Terms and Conditions for Electronic Documents ([www.sgs.com/terms\\_e-document.htm](http://www.sgs.com/terms_e-document.htm)). Attention is drawn to the limitations of liability, indemnification and jurisdictional issues established therein. Even if printed this electronic document is to be treated as an original within the meaning of UCP 600 article 20b. The authenticity of this document may be verified at [www.sgsonsite.com/authentication](http://www.sgsonsite.com/authentication). Any holder of this document is advised that information contained hereon reflects the Company's findings at the time of its intervention only and within the limits of client's instructions, if any. The Company's sole responsibility is to its Client and this document does not exonerate parties to a transaction from exercising all their rights and obligations under the transaction documents.