



RADIO TEST REPORT

FCC ID : HEDOAP101
Equipment : Outdoor Access Point
Brand Name : Edgecore
Model Name : OAP101XYYYYZ, OAP101eXYYYYZ
(Please refer to section 1.1.5 for detail information.)
Applicant : Accton Technology Corporation
No. 1, Creation Rd. III, Science-based Industrial Park
Hsin Chu 30077, Taiwan R.O.C.
Manufacturer : Accton Technology Corporation
No. 1, Creation Rd. III, Science-based Industrial Park
Hsin Chu 30077, Taiwan R.O.C.
Standard : 47 CFR FCC Part 15.407

The product was received on Jun. 26, 2023, and testing was started from Jul. 10, 2023 and completed on Sep. 06, 2023. We, Sporton International Inc. Hsinchu Laboratory, would like to declare that the tested sample has been evaluated in accordance with the procedures given in ANSI C63.10-2013 and shown compliance with the applicable technical standards.

The test results in this report apply exclusively to the tested model / sample. Without written approval of Sporton International Inc. Hsinchu Laboratory, the test report shall not be reproduced except in full.

Approved by: **Sam Chen**

Sporton International Inc. Hsinchu Laboratory

No.8, Ln. 724, Bo'ai St., Zhubei City, Hsinchu County 302010, Taiwan (R.O.C.)



Table of Contents

History of this test report.....3

Summary of Test Result.....4

1 General Description5

1.1 Information.....5

1.2 Applicable Standards12

1.3 Testing Location Information12

1.4 Measurement Uncertainty12

2 Test Configuration of EUT13

2.1 Test Channel Mode13

2.2 The Worst Case Measurement Configuration18

2.3 EUT Operation during Test19

2.4 Accessories20

2.5 Support Equipment.....20

2.6 Test Setup Diagram21

3 Transmitter Test Result24

3.1 AC Power-line Conducted Emissions24

3.2 Emission Bandwidth26

3.3 Maximum Output Power27

3.4 Power Spectral Density30

3.5 Unwanted Emissions.....33

4 Test Equipment and Calibration Data37

Appendix A. Test Results of AC Power-line Conducted Emissions

Appendix B. Test Results of Emission Bandwidth

Appendix C. Test Results of Maximum Output Power

Appendix D. Test Results of Power Spectral Density

Appendix E. Test Results of Unwanted Emissions

Appendix F. Test Photos

Photographs of EUT v01



Summary of Test Result

Report Clause	Ref Std. Clause	Test Items	Result (PASS/FAIL)	Remark
1.1.2	15.203	Antenna Requirement	PASS	-
3.1	15.207	AC Power-line Conducted Emissions	PASS	-
3.2	15.407(a)	Emission Bandwidth	PASS	-
3.3	15.407(a)	Maximum Output Power	PASS	-
3.4	15.407(a)	Power Spectral Density	PASS	-
3.5	15.407(b)	Unwanted Emissions	PASS	-

Note: Reference to Sporton Project No.: 361450

Conformity Assessment Condition:

1. The test results (PASS/FAIL) with all measurement uncertainty excluded are presented against the regulation limits or in accordance with the requirements stipulated by the applicant/manufacturer who shall bear all the risks of non-compliance that may potentially occur if measurement uncertainty is taken into account.
2. The measurement uncertainty please refer to each test result in the chapter "Measurement Uncertainty".

Disclaimer:

1. The product specifications of the EUT presented in the test report that may affect the test assessments are declared by the manufacturer who shall take full responsibility for the authenticity.
2. The test configuration, test mode and test software were written in this test report are declared by the manufacturer.

Reviewed by: **Sam Chen**
Report Producer: **Vicky Huang**



1 General Description

1.1 Information

1.1.1 RF General Information

Frequency Range (MHz)	IEEE Std. 802.11	Ch. Frequency (MHz)	Channel Number
5150-5250	a, n (HT20), ac (VHT20), ax (HEW20)	5180-5240	36-48 [4]
5250-5350		5260-5320	52-64 [4]
5470-5725		5500-5720	100-144 [12]
5725-5850		5745-5825	149-165 [5]
5150-5250	n (HT40), ac (VHT40), ax (HEW40)	5190-5230	38-46 [2]
5250-5350		5270-5310	54-62 [2]
5470-5725		5510-5710	102-142 [6]
5725-5850		5755-5795	151-159 [2]
5150-5250	ac (VHT80), ax (HEW80)	5210	42 [1]
5250-5350		5290	58 [1]
5470-5725		5530-5690	106-138 [3]
5725-5850		5775	155 [1]
5150-5350	ac (VHT160), ax (HEW160)	5250	50 [1]
5470-5725		5570	114 [1]

Band	Mode	BWch (MHz)	Nant
5.15-5.25GHz	802.11a	20	2TX
5.15-5.25GHz	802.11n HT20	20	2TX
5.15-5.25GHz	802.11n HT20-BF	20	2TX
5.15-5.25GHz	802.11ac VHT20	20	2TX
5.15-5.25GHz	802.11ac VHT20-BF	20	2TX
5.15-5.25GHz	802.11ax HEW20	20	2TX
5.15-5.25GHz	802.11ax HEW20-BF	20	2TX
5.15-5.25GHz	802.11n HT40	40	2TX
5.15-5.25GHz	802.11n HT40-BF	40	2TX
5.15-5.25GHz	802.11ac VHT40	40	2TX
5.15-5.25GHz	802.11ac VHT40-BF	40	2TX
5.15-5.25GHz	802.11ax HEW40	40	2TX
5.15-5.25GHz	802.11ax HEW40-BF	40	2TX
5.15-5.25GHz	802.11ac VHT80	80	2TX
5.15-5.25GHz	802.11ac VHT80-BF	80	2TX
5.15-5.25GHz	802.11ax HEW80	80	2TX



Band	Mode	BWch (MHz)	Nant
5.15-5.25GHz	802.11ax HEW80-BF	80	2TX
5.15-5.35GHz	802.11ac VHT160	160	2TX
5.15-5.35GHz	802.11ac VHT160-BF	160	2TX
5.15-5.35GHz	802.11ax HEW160	160	2TX
5.15-5.35GHz	802.11ax HEW160-BF	160	2TX
5.25-5.35GHz	802.11a	20	2TX
5.25-5.35GHz	802.11n HT20	20	2TX
5.25-5.35GHz	802.11n HT20-BF	20	2TX
5.25-5.35GHz	802.11ac VHT20	20	2TX
5.25-5.35GHz	802.11ac VHT20-BF	20	2TX
5.25-5.35GHz	802.11ax HEW20	20	2TX
5.25-5.35GHz	802.11ax HEW20-BF	20	2TX
5.25-5.35GHz	802.11n HT40	40	2TX
5.25-5.35GHz	802.11n HT40-BF	40	2TX
5.25-5.35GHz	802.11ac VHT40	40	2TX
5.25-5.35GHz	802.11ac VHT40-BF	40	2TX
5.25-5.35GHz	802.11ax HEW40	40	2TX
5.25-5.35GHz	802.11ax HEW40-BF	40	2TX
5.25-5.35GHz	802.11ac VHT80	80	2TX
5.25-5.35GHz	802.11ac VHT80-BF	80	2TX
5.25-5.35GHz	802.11ax HEW80	80	2TX
5.25-5.35GHz	802.11ax HEW80-BF	80	2TX
5.47-5.725GHz	802.11a	20	2TX
5.47-5.725GHz	802.11n HT20	20	2TX
5.47-5.725GHz	802.11n HT20-BF	20	2TX
5.47-5.725GHz	802.11ac VHT20	20	2TX
5.47-5.725GHz	802.11ac VHT20-BF	20	2TX
5.47-5.725GHz	802.11ax HEW20	20	2TX
5.47-5.725GHz	802.11ax HEW20-BF	20	2TX
5.47-5.725GHz	802.11n HT40	40	2TX
5.47-5.725GHz	802.11n HT40-BF	40	2TX
5.47-5.725GHz	802.11ac VHT40	40	2TX
5.47-5.725GHz	802.11ac VHT40-BF	40	2TX
5.47-5.725GHz	802.11ax HEW40	40	2TX
5.47-5.725GHz	802.11ax HEW40-BF	40	2TX
5.47-5.725GHz	802.11ac VHT80	80	2TX
5.47-5.725GHz	802.11ac VHT80-BF	80	2TX
5.47-5.725GHz	802.11ax HEW80	80	2TX
5.47-5.725GHz	802.11ax HEW80-BF	80	2TX
5.47-5.725GHz	802.11ac VHT160	160	2TX



Band	Mode	BWch (MHz)	Nant
5.47-5.725GHz	802.11ac VHT160-BF	160	2TX
5.47-5.725GHz	802.11ax HEW160	160	2TX
5.47-5.725GHz	802.11ax HEW160-BF	160	2TX
5.725-5.85GHz	802.11a	20	2TX
5.725-5.85GHz	802.11n HT20	20	2TX
5.725-5.85GHz	802.11n HT20-BF	20	2TX
5.725-5.85GHz	802.11ac VHT20	20	2TX
5.725-5.85GHz	802.11ac VHT20-BF	20	2TX
5.725-5.85GHz	802.11ax HEW20	20	2TX
5.725-5.85GHz	802.11ax HEW20-BF	20	2TX
5.725-5.85GHz	802.11n HT40	40	2TX
5.725-5.85GHz	802.11n HT40-BF	40	2TX
5.725-5.85GHz	802.11ac VHT40	40	2TX
5.725-5.85GHz	802.11ac VHT40-BF	40	2TX
5.725-5.85GHz	802.11ax HEW40	40	2TX
5.725-5.85GHz	802.11ax HEW40-BF	40	2TX
5.725-5.85GHz	802.11ac VHT80	80	2TX
5.725-5.85GHz	802.11ac VHT80-BF	80	2TX
5.725-5.85GHz	802.11ax HEW80	80	2TX
5.725-5.85GHz	802.11ax HEW80-BF	80	2TX

Note:

- ◆ 11a, HT20 and HT40 use a combination of OFDM-BPSK, QPSK, 16QAM, 64QAM modulation.
- ◆ VHT20, VHT40, VHT80 and VHT160 use a combination of OFDM-BPSK, QPSK, 16QAM, 64QAM, 256QAM, 1024QAM modulation.
- ◆ HEW20, HEW40, HEW80 and HEW160 use a combination of OFDMA-BPSK, QPSK, 16QAM, 64QAM, 256QAM, 1024QAM modulation.
- ◆ BWch is the nominal channel bandwidth.



1.1.2 Antenna Information

For EUT 1:

Ant.	Port			Brand	Model Name	Antenna Type	Connector	Remark	Gain (dBi)
	Bluetooth	2.4GHz	5GHz						
1	1	-	-	Accton	KG458-160Y17U7X	PCB	I-PEX	Internal Ant.	Note1
2	-	1	-	Accton	KG458-150L17U7X	PCB	I-PEX	Internal Ant.	
3	-	2	-	Accton	KG458-250F17U7X	PCB	I-PEX	Internal Ant.	
4	-	-	1	Accton	KG459-200G17U7X	PCB	I-PEX	Internal Ant.	
5	-	-	2	Accton	KG459-405W17U7X	PCB	I-PEX	Internal Ant.	

Note1:

Ant.	Gain (dBi)		
	Bluetooth	2.4GHz	5GHz
1	5.91	-	-
2	-	5.67	-
3	-	5.99	-
4	-	-	6.91
5	-	-	6.29

Note 2: Directional gain information

Type	Maximum Output Power	Power Spectral Density
Non-BF	Directional gain = Max.gain + array gain. For power measurements on IEEE 802.11 devices Array Gain = 0 dB (i.e., no array gain) for N ANT ≤ 4	$DirectionalGain = 10 \cdot \log \left[\frac{\sum_{j=1}^{N_{ANT}} \left[\sum_{k=1}^{N_{ANT}} S_{j,k} \right]^2}{N_{ANT}} \right]$
BF	$DirectionalGain = 10 \cdot \log \left[\frac{\sum_{j=1}^{N_{ANT}} \left[\sum_{k=1}^{N_{ANT}} S_{j,k} \right]^2}{N_{ANT}} \right]$	$DirectionalGain = 10 \cdot \log \left[\frac{\sum_{j=1}^{N_{ANT}} \left[\sum_{k=1}^{N_{ANT}} S_{j,k} \right]^2}{N_{ANT}} \right]$

Ex.

Directional Gain (NSS1) formula :

$$DirectionalGain = 10 \cdot \log \left[\frac{\sum_{j=1}^{N_{ANT}} \left[\sum_{k=1}^{N_{ANT}} S_{j,k} \right]^2}{N_{ANT}} \right]$$

$NSS1(g1,1) = 10^{G1/20}$; $NSS1(g1,2) = 10^{G2/20}$;

$g_{j,k} = (Nss1(g1,1) + Nss1(g1,2))^2$

$DG = 10 \log[(Nss1(g1,1) + Nss1(g1,2))^2 / N_{ANT}] => 10 \log[(10^{G1/20} + 10^{G2/20})^2 / N_{ANT}]$

Where ;

2.4G G1= 5.67 dBi ; G2= 5.99 dBi ;DG= 8.84dBi

5G G1= 6.91 dBi ; G2= 6.29 dBi ;DG= 9.62dBi



For EUT 2:

Ant.	Port			Brand	Model Name	Antenna Type	Connector	Remark	Gain (dBi)
	Bluetooth	2.4GHz	5GHz						
1	1	-	-	Accton	KG458-160Y17U7X	PCB	I-PEX	Internal Ant.	Note3
2	-	1	-	Accton	KG458-150L17U7X	PCB	I-PEX	Internal Ant.	
3	-	2	-	Accton	KG458-250F17U7X	PCB	I-PEX	Internal Ant.	
4	-	-	1	Master Wave	98110UNXX001	Omni Dipole	I-PEX	External Ant.	
5	-	-	2	Master Wave	98110UNXX001	Omni Dipole	I-PEX	External Ant.	

Note3:

Ant.	Gain (dBi)			Cable Loss (dB)			Net Gain (dBi)		
	Bluetooth	2.4GHz	5GHz	Bluetooth	2.4GHz	5GHz	Bluetooth	2.4GHz	5GHz
1	5.91	-	-	-	-	-	-	-	-
2	-	5.67	-	-	-	-	-	-	-
3	-	5.99	-	-	-	-	-	-	-
4	-	-	6.54	-	-	1.1	-	-	5.44
5	-	-	6.54	-	-	2.13	-	-	4.41

Note4: Directional gain information

Type	Maximum Output Power	Power Spectral Density
Non-BF	Directional gain = Max.gain + array gain. For power measurements on IEEE 802.11 devices Array Gain = 0 dB (i.e., no array gain) for N ANT ≤ 4	$DirectionalGain = 10 \cdot \log \left[\frac{\sum_{j=1}^{N_{ANT}} \left(\sum_{k=1}^{N_{ANT}} \xi_{j,k} \right)^2}{N_{ANT}} \right]$
BF	$DirectionalGain = 10 \cdot \log \left[\frac{\sum_{j=1}^{N_{ANT}} \left(\sum_{k=1}^{N_{ANT}} \xi_{j,k} \right)^2}{N_{ANT}} \right]$	$DirectionalGain = 10 \cdot \log \left[\frac{\sum_{j=1}^{N_{ANT}} \left(\sum_{k=1}^{N_{ANT}} \xi_{j,k} \right)^2}{N_{ANT}} \right]$

Ex.

Directional Gain (NSS1) formula :

$$DirectionalGain = 10 \cdot \log \left[\frac{\sum_{j=1}^{N_{ANT}} \left(\sum_{k=1}^{N_{ANT}} \xi_{j,k} \right)^2}{N_{ANT}} \right]$$

$NSS1(g1,1) = 10^{G1/20}$; $NSS1(g1,2) = 10^{G2/20}$;

$g_{j,k} = (Nss1(g1,1) + Nss1(g1,2))^2$

$DG = 10 \log \left[\frac{(Nss1(g1,1) + Nss1(g1,2))^2}{N_{ANT}} \right] \Rightarrow 10 \log \left[\frac{(10^{G1/20} + 10^{G2/20})^2}{N_{ANT}} \right]$

Where ;

2.4G $G1 = 5.67$ dBi ; $G2 = 5.99$ dBi ; $DG = 8.84$ dBi

5G $G1 = 5.44$ dBi ; $G2 = 4.41$ dBi ; $DG = 7.95$ dBi



Note5: The above information was declared by manufacturer.

Note6: **For WLAN 2.4GHz function:**

For IEEE 802.11b/g/n/VHT/ax mode (2TX/2RX):

Port 1 and Port 2 can be use as transmitting/receiving antenna.

Port 1 and Port 2 could transmit/receive simultaneously.

For WLAN 5GHz function:

For IEEE 802.11a/n/ac/ax mode (2TX/2RX):

Port 1 and Port 2 can be use as transmitting/receiving antenna.

Port 1 and Port 2 could transmit/receive simultaneously

For Bluetooth function:

For Bluetooth mode (1TX/1RX):

Only Port 1 can be used as transmitting/receiving antenna.

1.1.3 Mode Test Duty Cycle

For EUT 1:

Mode	DC	DCF(dB)	T(s)	VBW(Hz) ≥ 1/T
802.11a	0.991	0.04	n/a (DC>=0.98)	n/a (DC>=0.98)
802.11ax HEW20	0.997	0.01	n/a (DC>=0.98)	n/a (DC>=0.98)
802.11ax HEW40	0.997	0.01	n/a (DC>=0.98)	n/a (DC>=0.98)
802.11ax HEW80	0.997	0.01	n/a (DC>=0.98)	n/a (DC>=0.98)
802.11ax HEW160	0.997	0.01	n/a (DC>=0.98)	n/a (DC>=0.98)

For EUT 2:

Mode	DC	DCF(dB)	T(s)	VBW(Hz) ≥ 1/T
802.11a	0.987	0.06	n/a (DC>=0.98)	n/a (DC>=0.98)
802.11ax HEW20	0.997	0.01	n/a (DC>=0.98)	n/a (DC>=0.98)
802.11ax HEW40	0.998	0.01	n/a (DC>=0.98)	n/a (DC>=0.98)
802.11ax HEW80	0.997	0.01	n/a (DC>=0.98)	n/a (DC>=0.98)
802.11ax HEW160	0.997	0.01	n/a (DC>=0.98)	n/a (DC>=0.98)

Note:

- ◆ DC is Duty Cycle.
- ◆ DCF is Duty Cycle Factor.



1.1.4 EUT Operational Condition

EUT Power Type	From PoE or DC 48V			
Beamforming Function	<input checked="" type="checkbox"/>	With beamforming	<input type="checkbox"/>	Without beamforming
	The product has beamforming function for n/VHT/ax in 2.4GHz, n/ac/ax in 5GHz.			
Weather Band	<input checked="" type="checkbox"/>	With 5600~5650MHz	<input type="checkbox"/>	Without 5600~5650MHz
Function	<input checked="" type="checkbox"/>	Outdoor P2M	<input type="checkbox"/>	Indoor P2M
	<input type="checkbox"/>	Fixed P2P	<input type="checkbox"/>	Client
	<input checked="" type="checkbox"/>	Point-to-multipoint	<input type="checkbox"/>	Point-to-point
TPC Function	<input checked="" type="checkbox"/>	With TPC	<input type="checkbox"/>	Without TPC
Channel Puncturing Function	<input type="checkbox"/>	Supported	<input checked="" type="checkbox"/>	Unsupported
Support RU	<input checked="" type="checkbox"/>	Full RU	<input type="checkbox"/>	Partial RU
Test Software Version	QRCT Version 4.0.00192.0			

Note: The above information was declared by manufacturer.

1.1.5 Table for Multiple Listing

The model names which are identical to each other in all aspects except for the following table:

EUT	Model Name	BT	2.4GHz	5GHz
1	OAP101XYYYYZ (Note 1)	V	V	V (Internal Antenna)
2	OAP101eXYYYYZ (Note 1)	V	V	V (External Antenna)

Note 1: The difference of "XYYYYZ" would be marketing strategy X can be symbol "(" or "blank" Y can be "A~Z, a~z, 1~9 or blank and "Z can be symbol ")" or "blank"

Note 2: The above information was declared by manufacturer.

Note 3: From the above models, model: OAP101e(EUT 2) was selected as representative model for the test and its data was recorded in this report for AC power-line conducted emissions test.

Note 4: From the above models, model: OAP101(EUT 1) and OAP101e(EUT 2) was selected as representative model for the test and its data was recorded in this report for other test items.



1.2 Applicable Standards

According to the specifications of the manufacturer, the EUT must comply with the requirements of the following standards:

- ♦ 47 CFR FCC Part 15
- ♦ ANSI C63.10-2013
- ♦ FCC KDB 789033 D02 v02r01

The following reference test guidance is not within the scope of accreditation of TAF.

- ♦ FCC KDB 662911 D01 v02r01
- ♦ FCC KDB 412172 D01 v01r01
- ♦ FCC KDB 414788 D01 v01r01

1.3 Testing Location Information

Testing Location Information	
Test Lab. : Sporton International Inc. Hsinchu Laboratory	
Hsinchu (TAF: 3787)	ADD: No.8, Ln. 724, Bo'ai St., Zhubei City, Hsinchu County 302010, Taiwan (R.O.C.) TEL: 886-3-656-9065 FAX: 886-3-656-9085 Test site Designation No. TW3787 with FCC. Conformity Assessment Body Identifier (CABID) TW3787 with ISED.

Test Condition	Test Site No.	Test Engineer	Test Environment (°C / %)	Test Date
RF Conducted	TH03-CB	Kevin Huang	23.2-24.6 / 62-74	Jul. 21, 2023~ Aug. 23, 2023
Radiated (Below 1GHz)	03CH06-CB	Stim Sung	23.7-24.8 / 56-59	Aug. 25, 2023
Radiated (E.I.R.P. at any elevation angle above 30 degrees) and (Above 1GHz)	03CH03-CB	Ederson Huang	22.4-23.5 / 55-58	Jul. 11, 2023~ Sep. 06, 2023
	03CH04-CB	Ederson Huang	23-24 / 56-59	Jul. 11, 2023~ Sep. 06, 2023
AC Conduction	CO01-CB	Allen Chung	22~23 / 50~51	Jul. 10, 2023

1.4 Measurement Uncertainty

ISO/IEC 17025 requires that an estimate of the measurement uncertainties associated with the emissions test results be included in the report. The measurement uncertainties given below are based on a 95% confidence level (based on a coverage factor (k=2))

Parameter	Uncertainty	Remark
Conducted Emission (150kHz ~ 30MHz)	3.4 dB	Confidence levels of 95%
Radiated Emission (9kHz ~ 30MHz)	3.7 dB	Confidence levels of 95%
Radiated Emission (30MHz ~ 1,000MHz)	5.1 dB	Confidence levels of 95%
Radiated Emission (1GHz ~ 18GHz)	4.1 dB	Confidence levels of 95%
Radiated Emission (18GHz ~ 40GHz)	4.2 dB	Confidence levels of 95%
Conducted Emission	3.1 dB	Confidence levels of 95%
Output Power Measurement	0.8 dB	Confidence levels of 95%
Power Density Measurement	3.1 dB	Confidence levels of 95%



2 Test Configuration of EUT

2.1 Test Channel Mode

For EUT 1:

Mode	Power Setting
802.11a_Nss1,(6Mbps)_2TX	-
5180MHz	23
5200MHz	22
5240MHz	23
5260MHz	17
5300MHz	16.5
5320MHz	16.5
5500MHz	18
5580MHz	17
5700MHz	17.5
5720MHz Straddle 5.47-5.725GHz	17.5
5720MHz Straddle 5.725-5.85GHz	17.5
5745MHz	26
5785MHz	26
5825MHz	26.5
802.11ax HEW20_Nss1,(MCS0)_2TX	-
5180MHz	22
5200MHz	22.5
5240MHz	23.5
5260MHz	17.5
5300MHz	17.5
5320MHz	17
5500MHz	18.5
5580MHz	18
5700MHz	18
5720MHz Straddle 5.47-5.725GHz	18.5
5720MHz Straddle 5.725-5.85GHz	18.5
5745MHz	26.5
5785MHz	26.5
5825MHz	26.5
802.11ax HEW40_Nss1,(MCS0)_2TX	-
5190MHz	20
5230MHz	23
5270MHz	19.5
5310MHz	19.5



Mode	Power Setting
5510MHz	20.5
5550MHz	20
5670MHz	20
5710MHz Straddle 5.47-5.725GHz	20.5
5710MHz Straddle 5.725-5.85GHz	20.5
5755MHz	26
5795MHz	25.5
802.11ax HEW80_Nss1,(MCS0)_2TX	-
5210MHz	20
5290MHz	19.5
5530MHz	20.5
5610MHz	20
5690MHz Straddle 5.47-5.725GHz	20
5690MHz Straddle 5.725-5.85GHz	20
5775MHz	24.5
802.11ax HEW160_Nss1,(MCS0)_2TX	-
5250MHz Straddle 5.15-5.25GHz	19.5
5250MHz Straddle 5.25-5.35GHz	19.5
5570MHz	19.5
802.11ax HEW20-BF_Nss1,(MCS0)_2TX	-
5180MHz	20.5
5200MHz	19.5
5240MHz	20.5
5260MHz	17.5
5300MHz	17
5320MHz	17
5500MHz	18.5
5580MHz	17.5
5700MHz	18
5720MHz Straddle 5.47-5.725GHz	18.5
5720MHz Straddle 5.725-5.85GHz	18.5
5745MHz	23.5
5785MHz	24
5825MHz	24
802.11ax HEW40-BF_Nss1,(MCS0)_2TX	-
5190MHz	20
5230MHz	20
5270MHz	17
5310MHz	16.5
5510MHz	17.5



Mode	Power Setting
5550MHz	17.5
5670MHz	17.5
5710MHz Straddle 5.47-5.725GHz	18
5710MHz Straddle 5.725-5.85GHz	18
5755MHz	23.5
5795MHz	23.5
802.11ax HEW80-BF_Nss1,(MCS0)_2TX	-
5210MHz	20
5290MHz	17
5530MHz	17.5
5610MHz	17.5
5690MHz Straddle 5.47-5.725GHz	17.5
5690MHz Straddle 5.725-5.85GHz	17.5
5775MHz	23.5
802.11ax HEW160-BF_Nss1,(MCS0)_2TX	-
5250MHz Straddle 5.15-5.25GHz	19
5250MHz Straddle 5.25-5.35GHz	19
5570MHz	17

For EUT 2:

Mode	Power Setting
802.11a_Nss1,(6Mbps)_2TX	-
5180MHz	18.5
5200MHz	18.5
5240MHz	18.5
5260MHz	18.5
5300MHz	18.5
5320MHz	18.5
5500MHz	20
5580MHz	19
5700MHz	19.5
5720MHz Straddle 5.47-5.725GHz	19.5
5720MHz Straddle 5.725-5.85GHz	19.5
5745MHz	26.5
5785MHz	27
5825MHz	27
802.11ax HEW20_Nss1,(MCS0)_2TX	-
5180MHz	18.5
5200MHz	19
5240MHz	18.5



Mode	Power Setting
5260MHz	19.5
5300MHz	19
5320MHz	19
5500MHz	20.5
5580MHz	20
5700MHz	20
5720MHz Straddle 5.47-5.725GHz	20.5
5720MHz Straddle 5.725-5.85GHz	20.5
5745MHz	27
5785MHz	27
5825MHz	27
802.11ax HEW40_Nss1,(MCS0)_2TX	-
5190MHz	18.5
5230MHz	19
5270MHz	20.5
5310MHz	20
5510MHz	20
5550MHz	21.5
5670MHz	21
5710MHz Straddle 5.47-5.725GHz	21.5
5710MHz Straddle 5.725-5.85GHz	21.5
5755MHz	25.5
5795MHz	26
802.11ax HEW80_Nss1,(MCS0)_2TX	-
5210MHz	17.5
5290MHz	20
5530MHz	20
5610MHz	21
5690MHz Straddle 5.47-5.725GHz	21
5690MHz Straddle 5.725-5.85GHz	21
5775MHz	24
802.11ax HEW160_Nss1,(MCS0)_2TX	-
5250MHz Straddle 5.15-5.25GHz	17
5250MHz Straddle 5.25-5.35GHz	17
5570MHz	18
802.11ax HEW20-BF_Nss1,(MCS0)_2TX	-
5180MHz	15.5
5200MHz	16
5240MHz	15.5
5260MHz	19.5



Mode	Power Setting
5300MHz	19
5320MHz	19
5500MHz	20.5
5580MHz	20
5700MHz	20
5720MHz Straddle 5.47-5.725GHz	20.5
5720MHz Straddle 5.725-5.85GHz	20.5
5745MHz	25.5
5785MHz	25.5
5825MHz	25.5
802.11ax HEW40-BF_Nss1,(MCS0)_2TX	-
5190MHz	15.5
5230MHz	16
5270MHz	18.5
5310MHz	18.5
5510MHz	20
5550MHz	19.5
5670MHz	19
5710MHz Straddle 5.47-5.725GHz	20
5710MHz Straddle 5.725-5.85GHz	20
5755MHz	25
5795MHz	25
802.11ax HEW80-BF_Nss1,(MCS0)_2TX	-
5210MHz	16.5
5290MHz	18.5
5530MHz	20
5610MHz	19
5690MHz Straddle 5.47-5.725GHz	19
5690MHz Straddle 5.725-5.85GHz	19
5775MHz	24
802.11ax HEW160-BF_Nss1,(MCS0)_2TX	-
5250MHz Straddle 5.15-5.25GHz	16.5
5250MHz Straddle 5.25-5.35GHz	16.5
5570MHz	18

Note1: Evaluated HEW20/HEW40/HEW80/HEW160 mode only, due to similar modulation. The power setting of HT20/HT40/VHT20/VHT40/VHT80/VHT160 mode are the same or lower than HEW20/HEW40/HEW80/HEW160.

Note2: The EUT supports beamforming and CDD modes, and the CDD mode is the worst case. Therefore, all test items are evaluated in the report. The beamforming mode only evaluates the output power.



2.2 The Worst Case Measurement Configuration

The Worst Case Mode for Following Conformance Tests	
Tests Item	AC power-line conducted emissions
Condition	AC power-line conducted measurement for line and neutral Test Voltage: 120Vac / 60Hz (Vout=48VDC)
Operating Mode	Normal Link
1	EUT 2 + Power from PoE
2	EUT 2 + Power from DC power supply (48V)
For operating mode 1 is the worst case and it was record in this test report.	

The Worst Case Mode for Following Conformance Tests	
Tests Item	Emission Bandwidth Maximum Output Power Power Spectral Density Unwanted Emissions
Test Condition	Conducted measurement at transmit chains
Operating Mode	1 EUT 1
	2 EUT 2

The Worst Case Mode for Following Conformance Tests	
Tests Item	E.I.R.P. at any elevation angle above 30 degrees
Test Condition	Radiated measurement If EUT consist of multiple antenna assembly (multiple antenna are used in EUT regardless of spatial multiplexing MIMO configuration), the radiated test should be performed with highest antenna gain of each antenna type.
After evaluating, and the worst case was found at Y axis, so it was selected to perform test and its test result was written in the report.	
Operating Mode	1 EUT 1 in Y axis
	2 EUT 2 in Y axis

The Worst Case Mode for Following Conformance Tests	
Tests Item	Unwanted Emissions
Test Condition	Radiated measurement If EUT consist of multiple antenna assembly (multiple antenna are used in EUT regardless of spatial multiplexing MIMO configuration), the radiated test should be performed with highest antenna gain of each antenna type.
Operating Mode < 1GHz	CTX
After evaluating, and the worst case was found at Y axis, so it was selected to perform test and its test result was written in the report.	



1	EUT 2 in Y axis + CTX-2.4GHz + Power from PoE
2	EUT 2 in Y axis + CTX-2.4GHz + Power from DC power supply (48V)
Mode 1 has been evaluated to be the worst case among Mode 1~2, thus measurement for Mode 3 ~ 4 will follow this same test mode.	
3	EUT 2 in Y axis + CTX-5GHz + Power from PoE
4	EUT 2 in Y axis + CTX-Bluetooth + Power from PoE
Mode 1 has been evaluated to be the worst case among Mode 1~4, thus measurement for Mode 5 will follow this same test mode.	
5	EUT 1 in Y axis + CTX-2.4GHz + Power from PoE
For operating mode 1 is the worst case and it was record in this test report.	

Operating Mode > 1GHz	CTX
After evaluating, and the worst case was found at Y axis, so it was selected to perform test and its test result was written in the report.	
1	EUT 1 in Y axis
2	EUT 2 in Y axis

The Worst Case Mode for Following Conformance Tests	
Tests Item	Simultaneous Transmission Analysis - Co-location RF Exposure Evaluation
Operating Mode	
1	EUT 1-WLAN 2.4GHz+WLAN 5GHz+Bluetooth
2	EUT 2-WLAN 2.4GHz+WLAN 5GHz+Bluetooth
Refer to Sporton Test Report No.: FA361450-02 for Co-location RF Exposure Evaluation.	

Note: The PoEs are for measurement only, would not be marketed.

PoEs information as below:

Power	Brand	Model
PoE 1	CISCO	MA-INJ-4
PoE 2	GOSpower	G0720-480-050

2.3 EUT Operation during Test

For CTX Mode:

The EUT was programmed to be in continuously transmitting mode.

For Normal Link Mode:

During the test, the EUT operation to normal function.



2.4 Accessories

Accessories
DC Jack*1
Sealing Collar*3

2.5 Support Equipment

For AC Conduction:

Support Equipment				
No.	Equipment	Brand Name	Model Name	FCC ID
A	PoE 1	CISCO	MA-INJ-4	N/A
B	PoE NB	DELL	E6430	N/A
C	LAN NB	DELL	E6430	N/A
D	2.4G NB	DELL	E6430	N/A
E	5G NB	DELL	E6430	N/A
F	Smart Phone	Samsung	Galaxy J7	N/A

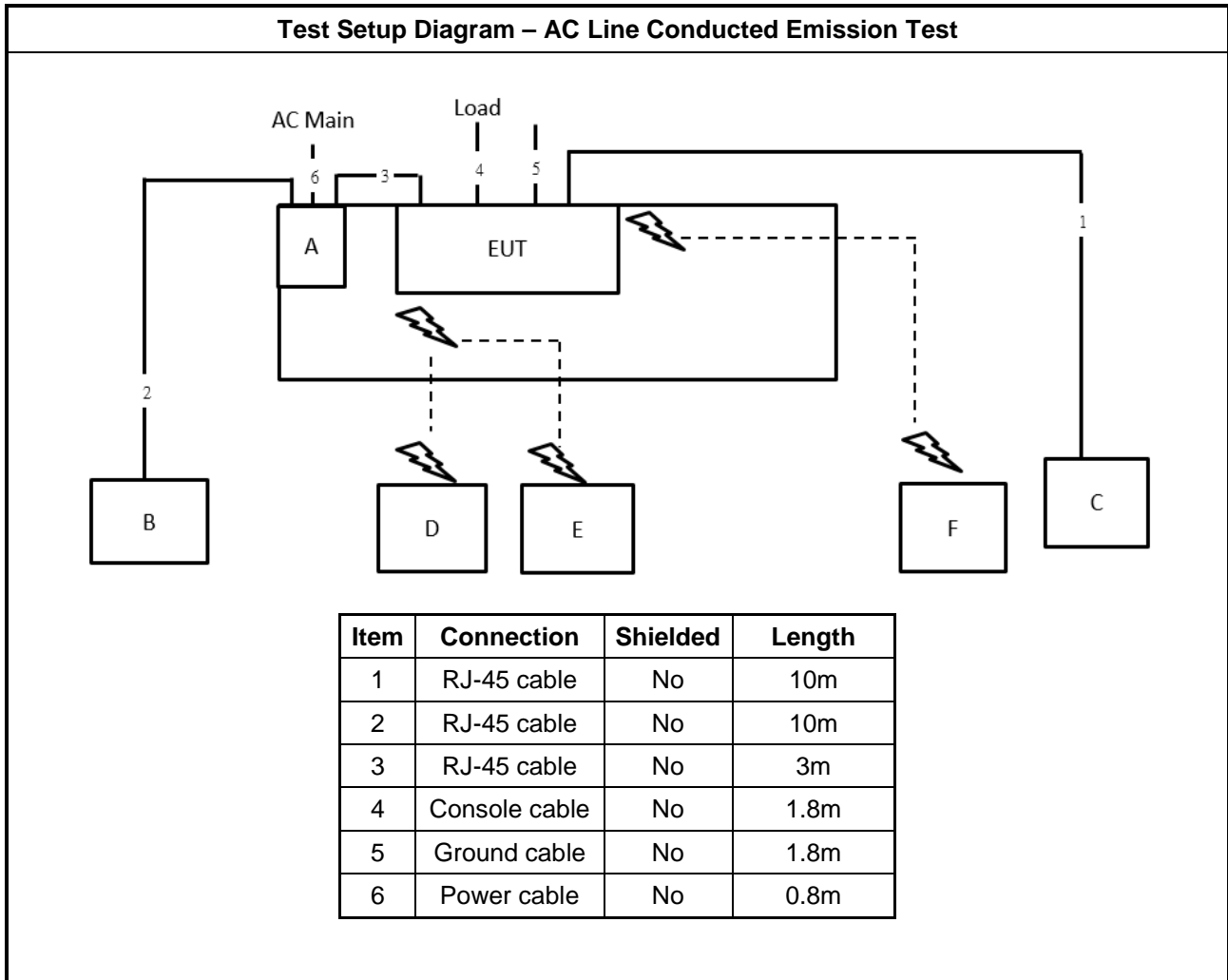
For Radiated (below 1GHz):

Support Equipment				
No.	Equipment	Brand Name	Model Name	FCC ID
A	NB	DELL	E4300	N/A
B	PoE 2	GOSpower	G0720-480-050	N/A

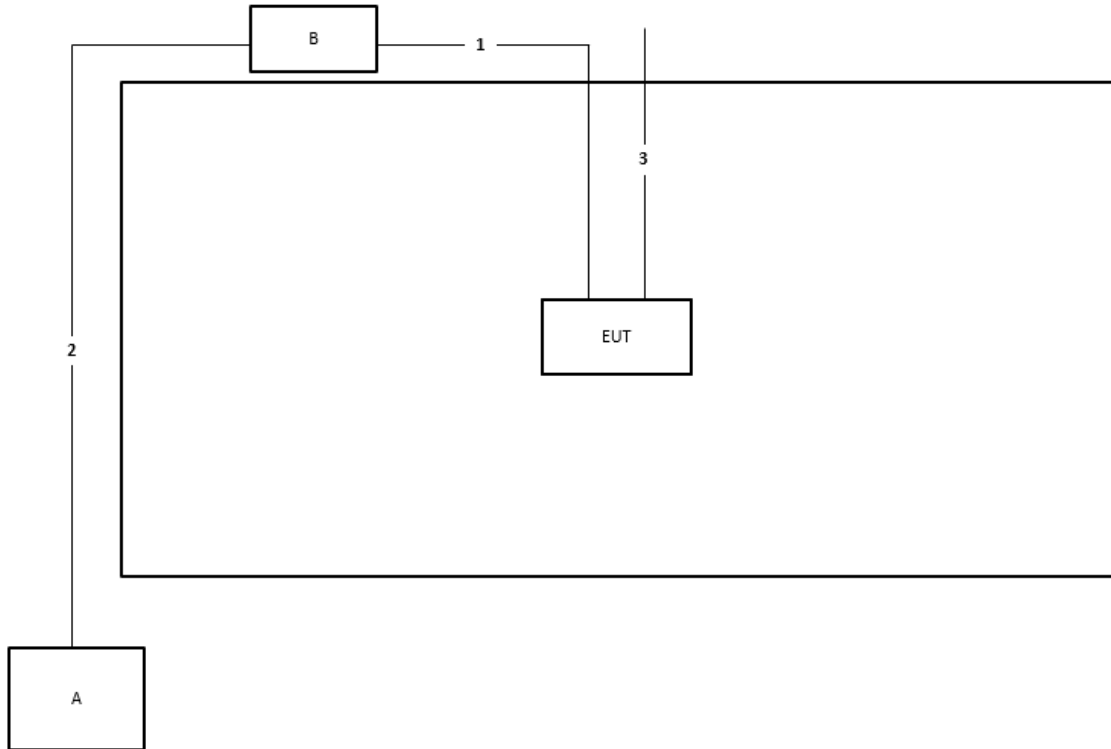
For Radiated (E.I.R.P. at any elevation angle above 30 degrees), (above 1GHz) and RF Conducted:

Support Equipment				
No.	Equipment	Brand Name	Model Name	FCC ID
A	NB	DELL	E4300	N/A
B	PoE	CISCO	MA-INJ-4	N/A

2.6 Test Setup Diagram

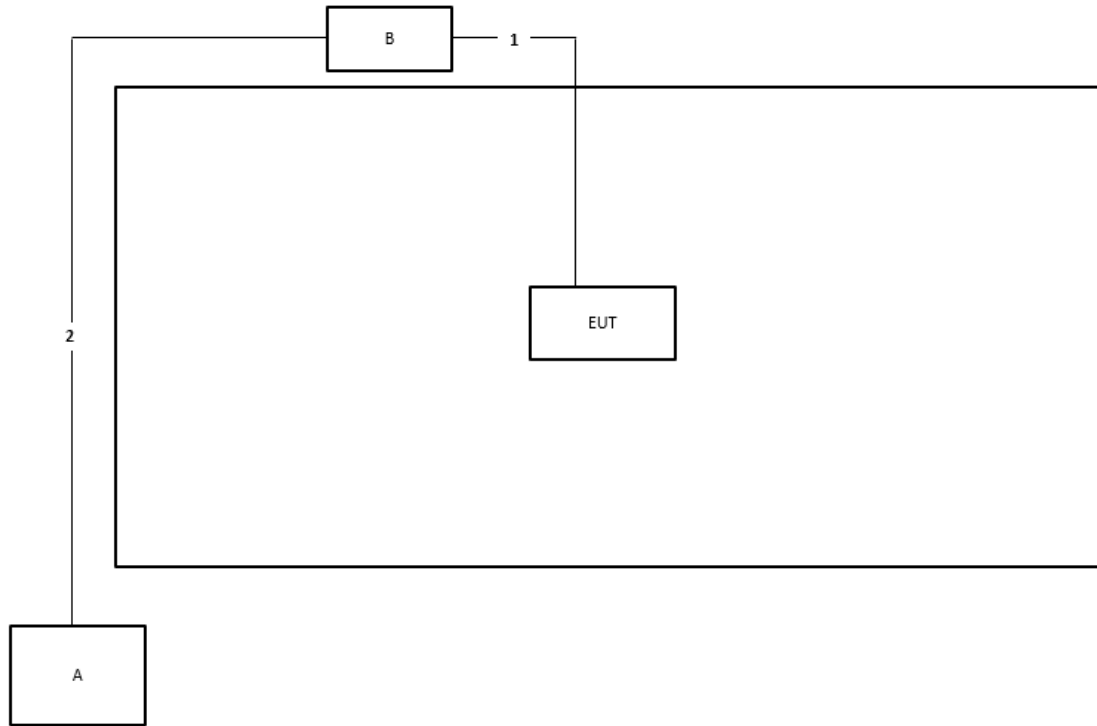


Test Setup Diagram - Radiated Test < 1GHz



Item	Connection	Shielded	Length
1	RJ-45 cable	No	10m
2	RJ-45 cable	No	1.5m
3	Ground cable	No	1.8m

Test Setup Diagram - Radiated Test > 1GHz



Item	Connection	Shielded	Length
1	RJ-45 cable	No	1.5m
2	RJ-45 cable	No	10m



3 Transmitter Test Result

3.1 AC Power-line Conducted Emissions

3.1.1 AC Power-line Conducted Emissions Limit

AC Power-line Conducted Emissions Limit		
Frequency Emission (MHz)	Quasi-Peak	Average
0.15-0.5	66 - 56 *	56 - 46 *
0.5-5	56	46
5-30	60	50

Note 1: * Decreases with the logarithm of the frequency.

3.1.2 Measuring Instruments

Refer a test equipment and calibration data table in this test report.

3.1.3 Test Procedures

Test Method
<input checked="" type="checkbox"/> Refer as ANSI C63.10-2013, clause 6.2 for AC power-line conducted emissions.

3.2 Emission Bandwidth

3.2.1 Emission Bandwidth Limit

Emission Bandwidth Limit	
UNII Devices	
<input checked="" type="checkbox"/>	For the 5.15-5.25 GHz band, N/A
<input checked="" type="checkbox"/>	For the 5.25-5.35 GHz band, the maximum conducted output power shall not exceed the lesser of 250 mW or 11 dBm + 10 log B, where B is the 26 dB emission bandwidth in MHz.
<input checked="" type="checkbox"/>	For the 5.47-5.725 GHz band, the maximum conducted output power shall not exceed the lesser of 250 mW or 11 dBm + 10 log B, where B is the 26 dB emission bandwidth in MHz.
<input checked="" type="checkbox"/>	For the 5.725-5.85 GHz band, 26 dB emission bandwidth ,N/A. 6 dB emission bandwidth ≥ 500kHz.
LE-LAN Devices	
<input type="checkbox"/>	For the band 5.15-5.25 GHz, the maximum e.i.r.p. shall not exceed 200 mW or 10 + 10 log B, dBm, whichever power is less. B is the 99% emission bandwidth in MHz.
<input type="checkbox"/>	For the 5.25-5.35 GHz band, the maximum e.i.r.p. shall not exceed 1.0 W or 17 + 10 log B, dBm, whichever power is less. B is the 99% emission bandwidth in MHz
<input type="checkbox"/>	For the 5.47-5.6 GHz band and 5.65-5.725 GHz band, the maximum e.i.r.p. shall not exceed 1.0 W or 17 + 10 log B, dBm, whichever power is less. B is the 99% emission bandwidth in MHz
<input type="checkbox"/>	For the 5.725-5.85 GHz band, 6 dB emission bandwidth ≥ 500kHz.

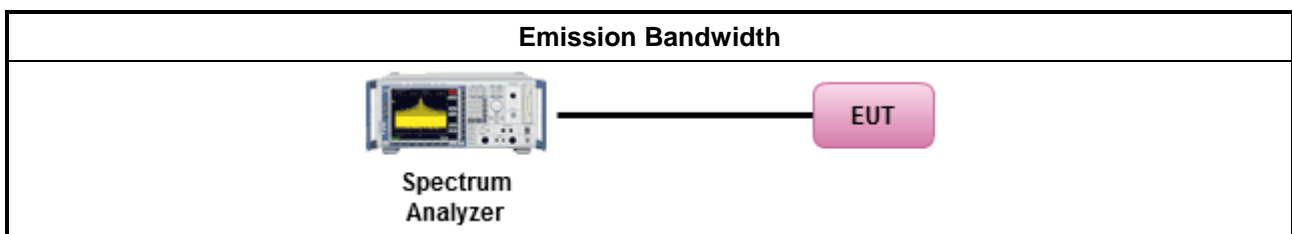
3.2.2 Measuring Instruments

Refer a test equipment and calibration data table in this test report.

3.2.3 Test Procedures

Test Method							
<ul style="list-style-type: none"> ▪ For the emission bandwidth shall be measured using one of the options below: <table border="1" style="width: 100%; border-collapse: collapse;"> <tr> <td style="width: 20px;"><input checked="" type="checkbox"/></td> <td>Refer as FCC KDB 789033 D02, clause C for EBW and clause D for OBW measurement.</td> </tr> <tr> <td><input type="checkbox"/></td> <td>Refer as ANSI C63.10, clause 6.9.1 for occupied bandwidth testing.</td> </tr> <tr> <td><input type="checkbox"/></td> <td>Refer as IC RSS-Gen, clause 4.6 for bandwidth testing.</td> </tr> </table> 		<input checked="" type="checkbox"/>	Refer as FCC KDB 789033 D02, clause C for EBW and clause D for OBW measurement.	<input type="checkbox"/>	Refer as ANSI C63.10, clause 6.9.1 for occupied bandwidth testing.	<input type="checkbox"/>	Refer as IC RSS-Gen, clause 4.6 for bandwidth testing.
<input checked="" type="checkbox"/>	Refer as FCC KDB 789033 D02, clause C for EBW and clause D for OBW measurement.						
<input type="checkbox"/>	Refer as ANSI C63.10, clause 6.9.1 for occupied bandwidth testing.						
<input type="checkbox"/>	Refer as IC RSS-Gen, clause 4.6 for bandwidth testing.						

3.2.4 Test Setup



3.2.5 Test Result of Emission Bandwidth

Refer as Appendix B



3.3 Maximum Output Power

3.3.1 Limit

Maximum Output Power Limit	
UNII Devices	
<input checked="" type="checkbox"/> For the 5.15-5.25 GHz band:	
<input type="checkbox"/>	<ul style="list-style-type: none"> ▪ Outdoor AP: the maximum conducted output power (P_{Out}) shall not exceed the lesser of 1 W. If $G_{TX} > 6$ dBi, then $P_{Out} = 30 - (G_{TX} - 6)$. e.i.r.p. at any elevation angle above 30 degrees $\leq 125mW$ [21dBm] ▪ Indoor AP: the maximum conducted output power (P_{Out}) shall not exceed the lesser of 1 W. If $G_{TX} > 6$ dBi, then $P_{Out} = 30 - (G_{TX} - 6)$ ▪ Point-to-point AP: the maximum conducted output power (P_{Out}) shall not exceed the lesser of 1 W. If $G_{TX} > 23$ dBi, then $P_{Out} = 30 - (G_{TX} - 23)$. ▪ Mobile or Portable Client: the maximum conducted output power (P_{Out}) shall not exceed the lesser of 250 mW. If $G_{TX} > 6$ dBi, then $P_{Out} = 24 - (G_{TX} - 6)$.
<input checked="" type="checkbox"/> For the 5.25-5.35 GHz band, the maximum conducted output power (P_{Out}) shall not exceed the lesser of 250 mW or $11 \text{ dBm} + 10 \log B$, where B is the 26 dB emission bandwidth in MHz. If $G_{TX} > 6$ dBi, then $P_{Out} = 24 - (G_{TX} - 6)$.	
<input checked="" type="checkbox"/> For the 5.47-5.725 GHz band, the maximum conducted output power (P_{Out}) shall not exceed the lesser of 250 mW or $11 \text{ dBm} + 10 \log B$, where B is the 26 dB emission bandwidth in MHz. If $G_{TX} > 6$ dBi, then $P_{Out} = 24 - (G_{TX} - 6)$.	
<input checked="" type="checkbox"/> For the 5.725-5.85 GHz band:	
<input type="checkbox"/>	<ul style="list-style-type: none"> ▪ Point-to-multipoint systems (P2M): the maximum conducted output power (P_{Out}) shall not exceed the lesser of 1 W. If $G_{TX} > 6$ dBi, then $P_{Out} = 30 - (G_{TX} - 6)$. ▪ Point-to-point systems (P2P): the maximum conducted output power (P_{Out}) shall not exceed the lesser of 1 W.
LE-LAN Devices	
<input type="checkbox"/> For the 5.15-5.25 GHz band, the maximum e.i.r.p. shall not exceed 200 mW or $10 + 10 \log B$, dBm, whichever power is less. B is the 99% emission bandwidth in MHz.	
<input type="checkbox"/> For the 5.25-5.35 GHz band, the maximum e.i.r.p. shall not exceed 1.0 W or $17 + 10 \log B$, dBm, whichever power is less. B is the 99% emission bandwidth in MHz	
<input type="checkbox"/> For the 5.47-5.6 GHz band and 5.65-5.725 GHz band, the maximum e.i.r.p. shall not exceed 1.0 W or $17 + 10 \log B$, dBm, whichever power is less. B is the 99% emission bandwidth in MHz	
<input type="checkbox"/> For the 5.725-5.85 GHz band:	
<input type="checkbox"/>	<ul style="list-style-type: none"> ▪ Point-to-multipoint systems (P2M): the maximum conducted output power (P_{Out}) shall not exceed the lesser of 1 W. If $G_{TX} > 6$ dBi, then $P_{Out} = 30 - (G_{TX} - 6)$. ▪ Point-to-point systems (P2P): the maximum conducted output power (P_{Out}) shall not exceed the lesser of 1 W.
P_{Out} = maximum conducted output power in dBm, G_{TX} = the maximum transmitting antenna directional gain in dBi.	

3.3.2 Measuring Instruments

Refer a test equipment and calibration data table in this test report.

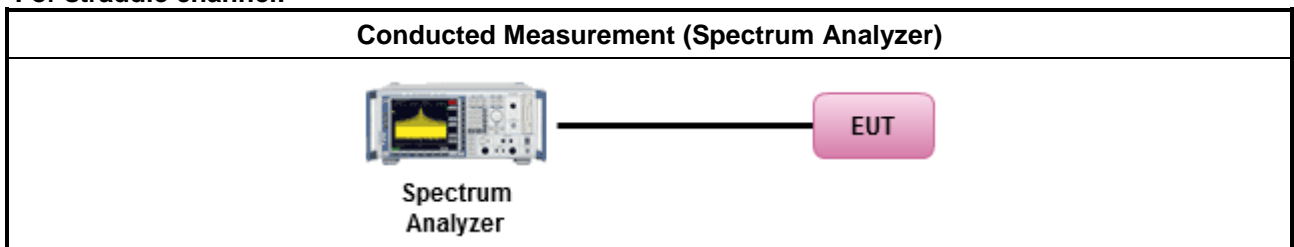
3.3.3 Test Procedures

Test Method	
	Average over on/off periods with duty factor
<input checked="" type="checkbox"/>	Refer as FCC KDB 789033 D02, clause E Method SA-2 (spectral trace averaging).
<input type="checkbox"/>	Refer as FCC KDB 789033 D02, clause E Method SA-2 Alt. (RMS detection with slow sweep speed)
	Wideband RF power meter and average over on/off periods with duty factor
<input checked="" type="checkbox"/>	Refer as FCC KDB 789033 D02, clause E Method PM-G (using an RF average power meter).
<input checked="" type="checkbox"/>	For conducted measurement. for conducted output power
	<ul style="list-style-type: none"> If the EUT supports multiple transmit chains using options given below: Refer as FCC KDB 662911, In-band power measurements. Using the measure-and-sum approach, measured all transmit ports individually. Sum the power (in linear power units e.g., mW) of all ports for each individual sample and save them.
	<ul style="list-style-type: none"> If multiple transmit chains, EIRP calculation could be following as methods: $P_{total} = P_1 + P_2 + \dots + P_n$ (calculated in linear unit [mW] and transfer to log unit [dBm]) $EIRP_{total} = P_{total} + DG$
<input checked="" type="checkbox"/>	For radiated measurement. for E.I.R.P. at any elevation angle above 30 degrees
	<ul style="list-style-type: none"> Refer as FCC KDB 789033 D02 clause II A.1.F "Antenna-port Conducted versus Radiated Testing" Refer as ANSI C63.10, clause 6.6 for radiated emissions above 1GHz. Refer as FCC KDB 412172 D01 clause 2.2 for EIRP calculation.


3.3.4 Test Setup

For conducted output power:

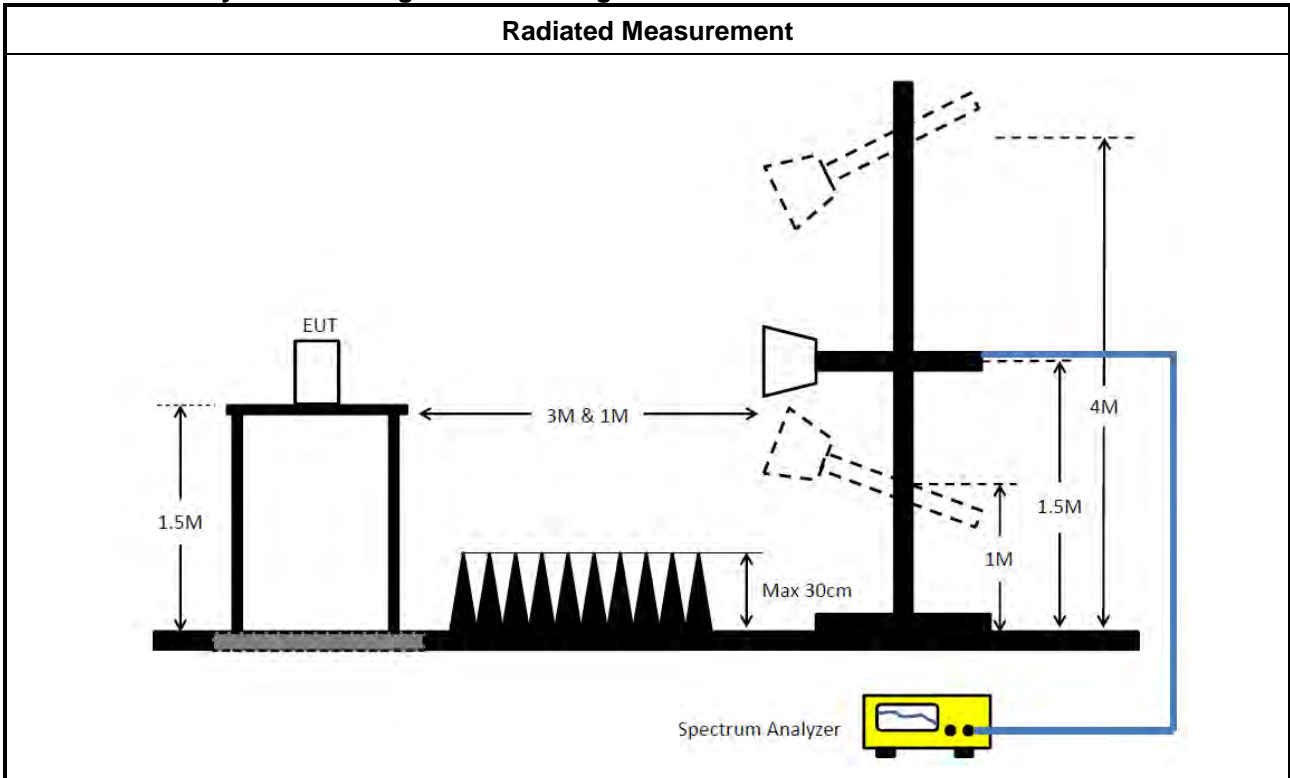
For straddle channel:



For others channel:



For E.I.R.P. at any elevation angle above 30 degrees:



3.3.5 Test Result of Maximum Output Power

Refer as Appendix C



3.4 Power Spectral Density

3.4.1 Limit

Peak Power Spectral Density Limit	
UNII Devices	
<input checked="" type="checkbox"/> For the 5.15-5.25 GHz band:	
<input type="checkbox"/>	<ul style="list-style-type: none"> ▪ Outdoor AP: the peak power spectral density (PPSD) shall not exceed the lesser of 17dBm/MHz. If $G_{TX} > 6$ dBi, then $P_{Out} = 17 - (G_{TX} - 6)$. ▪ Indoor AP: the peak power spectral density (PPSD) shall not exceed the lesser of 17dBm/MHz. If $G_{TX} > 6$ dBi, then $P_{Out} = 17 - (G_{TX} - 6)$. ▪ Point-to-point AP: the peak power spectral density (PPSD) shall not exceed the lesser of 17dBm/MHz. If $G_{TX} > 23$ dBi, then $P_{Out} = 17 - (G_{TX} - 23)$. ▪ Mobile or Portable Client: the peak power spectral density (PPSD) ≤ 11 dBm/MHz. If $G_{TX} > 6$ dBi, then $PPSD = 11 - (G_{TX} - 6)$.
<input checked="" type="checkbox"/> For the 5.25-5.35 GHz band, the peak power spectral density (PPSD) ≤ 11 dBm/MHz. If $G_{TX} > 6$ dBi, then $PPSD = 11 - (G_{TX} - 6)$.	
<input checked="" type="checkbox"/> For the 5.47-5.725 GHz band, the peak power spectral density (PPSD) ≤ 11 dBm/MHz. If $G_{TX} > 6$ dBi, then $PPSD = 11 - (G_{TX} - 6)$.	
<input checked="" type="checkbox"/> For the 5.725-5.85 GHz band:	
<input type="checkbox"/>	<ul style="list-style-type: none"> ▪ Point-to-multipoint systems (P2M): the peak power spectral density (PPSD) ≤ 30 dBm/500kHz. If $G_{TX} > 6$ dBi, then $PPSD = 30 - (G_{TX} - 6)$. ▪ Point-to-point systems (P2P): the peak power spectral density (PPSD) ≤ 30 dBm/500kHz.
LE-LAN Devices	
<input type="checkbox"/> For the 5.15-5.25 GHz band, the e.i.r.p. peak power spectral density (PPSD) ≤ 10 dBm/MHz.	
<input type="checkbox"/> For the 5.25-5.35 GHz band, the peak power spectral density (PPSD) ≤ 11 dBm/MHz.	
<input type="checkbox"/>	<ul style="list-style-type: none"> ▪ e.i.r.p. greater than 200 mW shall comply with the following e.i.r.p. at different elevations, where θ is the angle above the local horizontal plane (of the Earth) as shown below: -13 dBW/MHz for $0^\circ \leq \theta < 8^\circ$; -13 - 0.716 (θ-8) dBW/MHz for $8^\circ \leq \theta < 40^\circ$ -35.9 - 1.22 (θ-40) dBW/MHz for $40^\circ \leq \theta \leq 45^\circ$; -42 dBW/MHz for $\theta > 45^\circ$
<input type="checkbox"/> For the 5.47-5.6 GHz band and 5.65-5.725 GHz band, the peak power spectral density (PPSD) ≤ 11 dBm/MHz.	
<input type="checkbox"/> For the 5.725-5.85 GHz band:	
<input type="checkbox"/>	<ul style="list-style-type: none"> ▪ Point-to-multipoint systems (P2M): the peak power spectral density (PPSD) ≤ 30 dBm/500kHz. If $G_{TX} > 6$ dBi, then $PPSD = 30 - (G_{TX} - 6)$. ▪ Point-to-point systems (P2P): the peak power spectral density (PPSD) ≤ 30 dBm/500kHz.
<p>PPSD = peak power spectral density that he same method as used to determine the conducted output power shall be used to determine the power spectral density. And power spectral density in dBm/MHz G_{TX} = the maximum transmitting antenna directional gain in dBi.</p>	



3.4.2 Measuring Instruments

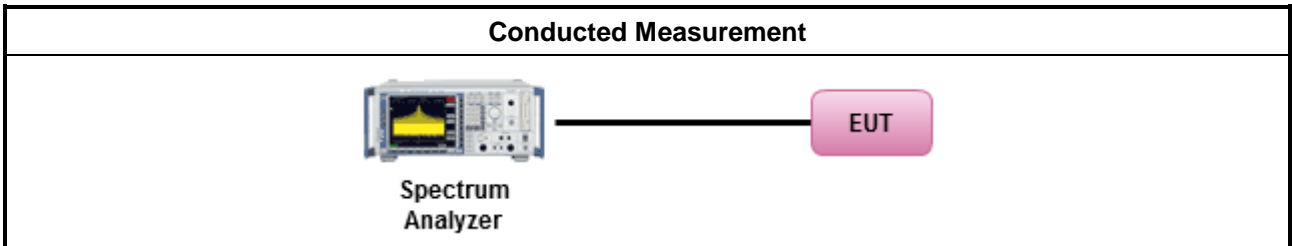
Refer a test equipment and calibration data table in this test report.

3.4.3 Test Procedures

Test Method	
<ul style="list-style-type: none"> ▪ Peak power spectral density procedures that the same method as used to determine the conducted output power shall be used to determine the peak power spectral density and use the peak search function on the spectrum analyzer to find the peak of the spectrum. For the peak power spectral density shall be measured using below options: 	
<input type="checkbox"/>	Refer as FCC KDB 789033 D02, F5) power spectral density can be measured using resolution bandwidths < 1 MHz provided that the results are integrated over 1 MHz bandwidth
[duty cycle ≥ 98% or external video / power trigger]	
<input checked="" type="checkbox"/>	Refer as FCC KDB 789033 D02, clause E Method SA-1 (spectral trace averaging).
<input type="checkbox"/>	Refer as FCC KDB 789033 D02, clause E Method SA-1 Alt. (RMS detection with slow sweep speed)
duty cycle < 98% and average over on/off periods with duty factor	
<input checked="" type="checkbox"/>	Refer as FCC KDB 789033 D02, clause E Method SA-2 (spectral trace averaging).
<input type="checkbox"/>	Refer as FCC KDB 789033 D02, clause E Method SA-2 Alt. (RMS detection with slow sweep speed)
<input checked="" type="checkbox"/>	For conducted measurement.
<ul style="list-style-type: none"> ▪ If the EUT supports multiple transmit chains using options given below: 	
<input checked="" type="checkbox"/>	Option 1: Measure and sum the spectra across the outputs. Refer as FCC KDB 662911, In-band power spectral density (PSD). Sample all transmit ports simultaneously using a spectrum analyzer for each transmit port. Where the trace bin-by-bin of each transmit port summing can be performed. (i.e., in the first spectral bin of output 1 is summed with that in the first spectral bin of output 2 and that from the first spectral bin of output 3, and so on up to the NTX output to obtain the value for the first frequency bin of the summed spectrum.). Add up the amplitude (power) values for the different transmit chains and use this as the new data trace.
<input type="checkbox"/>	Option 2: Measure and sum spectral maxima across the outputs. With this technique, spectra are measured at each output of the device at the required resolution bandwidth. The maximum value (peak) of each spectrum is determined. These maximum values are then summed mathematically in linear power units across the outputs. These operations shall be performed separately over frequency spans that have different out-of-band or spurious emission limits,
<input type="checkbox"/>	Option 3: Measure and add 10 log(N) dB, where N is the number of transmit chains. Refer as FCC KDB 662911, In-band power spectral density (PSD). Performed at each transmit chains and each transmit chains shall be compared with the limit have been reduced with 10 log(N). Or each transmit chains shall be add 10 log(N) to compared with the limit.
<ul style="list-style-type: none"> ▪ If multiple transmit chains, EIRP PPSD calculation could be following as methods: $PPSD_{total} = PPSD_1 + PPSD_2 + \dots + PPSD_n$ (calculated in linear unit [mW] and transfer to log unit [dBm]) $EIRP_{total} = PPSD_{total} + DG$ 	

<input type="checkbox"/>	For radiated measurement.
	▪ Refer as FCC KDB 789033 D02 clause II A.1.F "Antenna-port Conducted versus Radiated Testing"
	▪ Refer as ANSI C63.10, clause 6.6 for radiated emissions above 1GHz.
	▪ Refer as FCC KDB 412172 D01 clause 2.2 for EIRP calculation.

3.4.4 Test Setup



3.4.5 Test Result of Power Spectral Density

Refer as Appendix D



3.5 Unwanted Emissions

3.5.1 Transmitter Unwanted Emissions Limit

Unwanted emissions below 1 GHz and restricted band emissions above 1GHz limit			
Frequency Range (MHz)	Field Strength (uV/m)	Field Strength (dBuV/m)	Measure Distance (m)
0.009~0.490	2400/F(kHz)	48.5 - 13.8	300
0.490~1.705	24000/F(kHz)	33.8 - 23	30
1.705~30.0	30	29	30
30~88	100	40	3
88~216	150	43.5	3
216~960	200	46	3
Above 960	500	54	3

Note 1: Test distance for frequencies at or above 30 MHz, measurements may be performed at a distance other than the limit distance provided they are not performed in the near field and the emissions to be measured can be detected by the measurement equipment. When performing measurements at a distance other than that specified, the results shall be extrapolated to the specified distance using an extrapolation factor of 20 dB/decade (inverse of linear distance for field-strength measurements, inverse of linear distance-squared for power-density measurements).

Note 2: Test distance for frequencies at below 30 MHz, measurements may be performed at a distance closer than the EUT limit distance; however, an attempt should be made to avoid making measurements in the near field. When performing measurements below 30 MHz at a closer distance than the limit distance, the results shall be extrapolated to the specified distance by either making measurements at a minimum of two or more distances on at least one radial to determine the proper extrapolation factor or by using the square of an inverse linear distance extrapolation factor (40 dB/decade). The test report shall specify the extrapolation method used to determine compliance of the EUT.

Note 3: Using the distance of 1m during the test for above 18 GHz, and the test value to correct for the distance factor at 3m.

Un-restricted band emissions above 1GHz Limit	
Operating Band	Limit
<input checked="" type="checkbox"/> 5.15 - 5.25 GHz	e.i.r.p. -27 dBm [68.2 dBuV/m @3m]
<input checked="" type="checkbox"/> 5.25 - 5.35 GHz	e.i.r.p. -27 dBm [68.2 dBuV/m @3m]
<input checked="" type="checkbox"/> 5.47 - 5.725 GHz	e.i.r.p. -27 dBm [68.2 dBuV/m @3m]
<input checked="" type="checkbox"/> 5.725 - 5.85 GHz	all emissions shall be limited to a level of -27 dBm/MHz at 75 MHz or more above or below the band edge increasing linearly to 10 dBm/MHz at 25 MHz above or below the band edge, and from 25 MHz above or below the band edge increasing linearly to a level of 15.6 dBm/MHz at 5 MHz above or below the band edge, and from 5 MHz above or below the band edge increasing linearly to a level of 27 dBm/MHz at the band edge.

Note 1: Measurements may be performed at a distance other than the limit distance provided they are not performed in the near field and the emissions to be measured can be detected by the measurement equipment. When performing measurements at a distance other than that specified, the results shall be extrapolated to the specified distance using an extrapolation factor of 20 dB/decade (inverse of linear distance for field-strength measurements, inverse of linear distance-squared for power-density measurements).



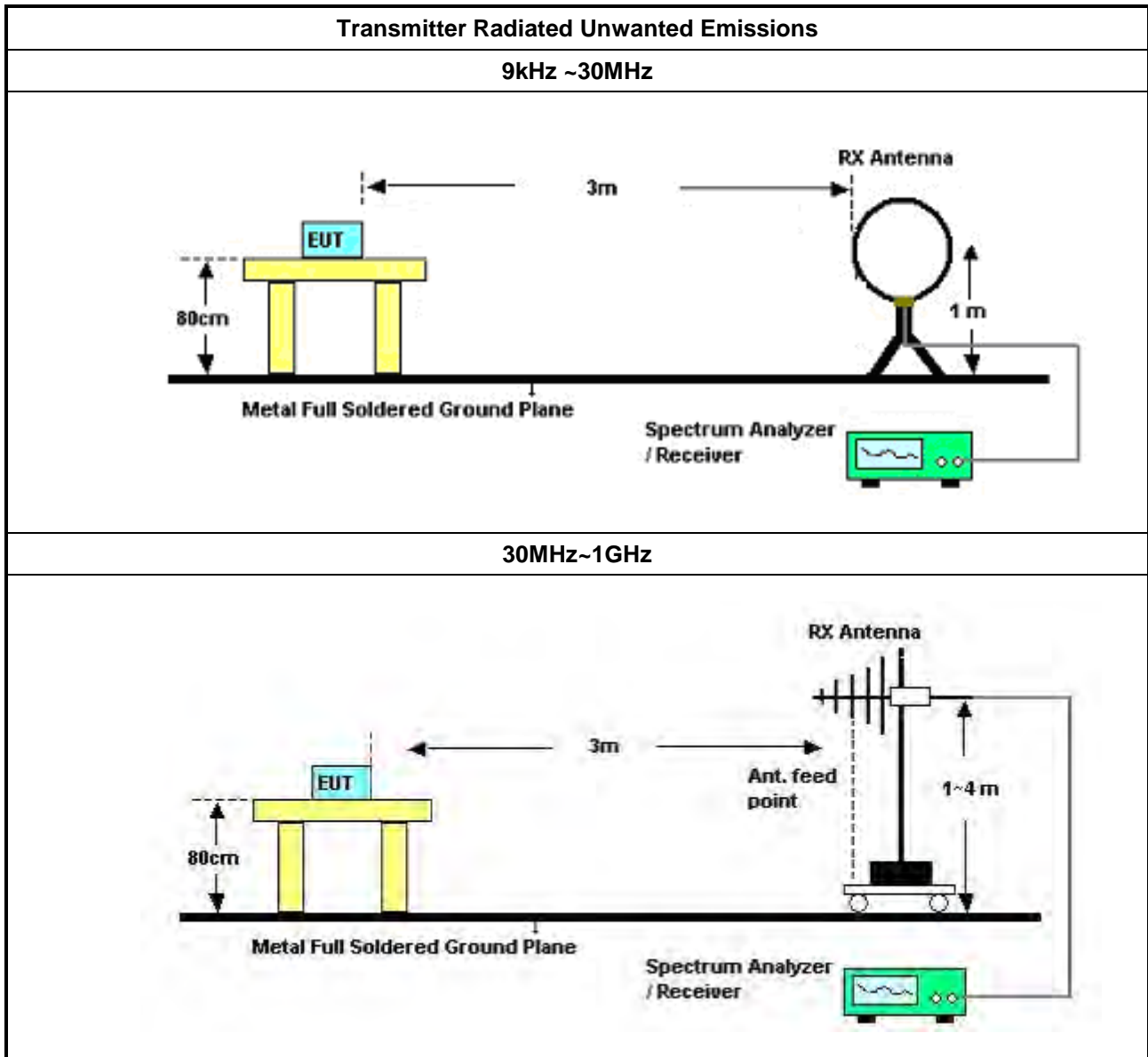
3.5.2 Measuring Instruments

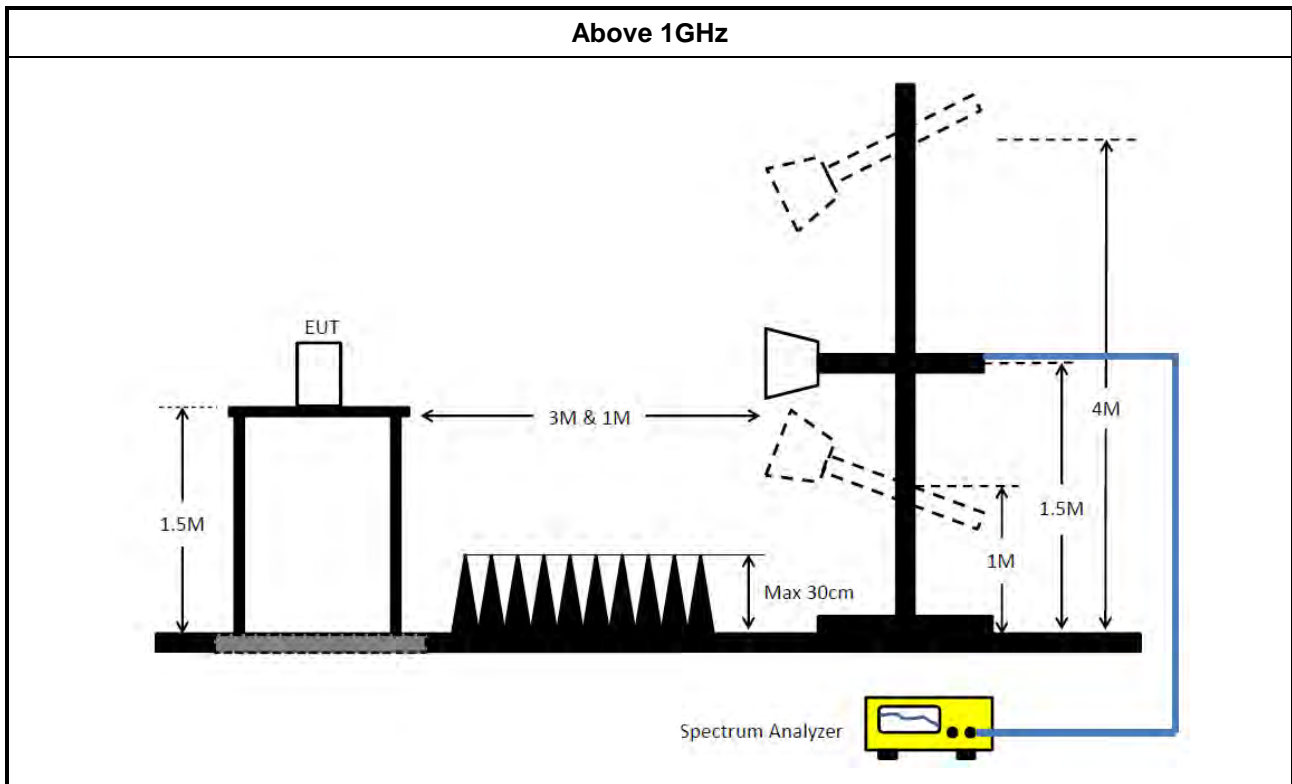
Refer a test equipment and calibration data table in this test report.

3.5.3 Test Procedures

Test Method	
<ul style="list-style-type: none"> Measurements may be performed at a distance other than the limit distance provided they are not performed in the near field and the emissions to be measured can be detected by the measurement equipment. Measurements shall not be performed at a distance greater than 30 m for frequencies above 30 MHz, unless it can be further demonstrated that measurements at a distance of 30 m or less are impractical. When performing measurements at a distance other than that specified, the results shall be extrapolated to the specified distance using an extrapolation factor of 20 dB/decade (inverse of linear distance for field-strength measurements, inverse of linear distance-squared for power-density measurements). 	
<ul style="list-style-type: none"> The average emission levels shall be measured in [duty cycle ≥ 98 or duty factor]. 	
<ul style="list-style-type: none"> For the transmitter unwanted emissions shall be measured using following options below: 	
	<ul style="list-style-type: none"> Refer as FCC KDB 789033 D02, clause G)2) for unwanted emissions into non-restricted bands.
	<ul style="list-style-type: none"> Refer as FCC KDB 789033 D02, clause G)1) for unwanted emissions into restricted bands.
<input type="checkbox"/>	Refer as FCC KDB 789033 D02, G)6) Method AD (Trace Averaging).
<input checked="" type="checkbox"/>	Refer as FCC KDB 789033 D02, G)6) Method VB (Reduced VBW).
<input type="checkbox"/>	Refer as ANSI C63.10, clause 11.12.2.5.3 (Reduced VBW). VBW ≥ 1/T, where T is pulse time.
<input type="checkbox"/>	Refer as ANSI C63.10, clause 7.5 average value of pulsed emissions.
<input checked="" type="checkbox"/>	Refer as FCC KDB 789033 D02, clause G)5) measurement procedure peak limit.
<input type="checkbox"/>	Refer as ANSI C63.10, clause 4.1.4.2.2 measurement procedure peak limit.
<ul style="list-style-type: none"> For radiated measurement. 	
	<ul style="list-style-type: none"> Refer as ANSI C63.10, clause 6.4 for radiated emissions below 30 MHz and test distance is 3m.
	<ul style="list-style-type: none"> Refer as ANSI C63.10, clause 6.5 for radiated emissions 30 MHz to 1 GHz and test distance is 3m.
	<ul style="list-style-type: none"> Refer as ANSI C63.10, clause 6.6 for radiated emissions above 1GHz.
<ul style="list-style-type: none"> The any unwanted emissions level shall not exceed the fundamental emission level. 	
<ul style="list-style-type: none"> All amplitude of spurious emissions that are attenuated by more than 20 dB below the permissible value has no need to be reported. 	

3.5.4 Test Setup





3.5.5 Measurement Results Calculation

The measured Level is calculated using:

Corrected Reading: Antenna factor (AF) + Cable loss (CL) + Read level (Raw) - Preamp factor (PA)(if applicable) = Level.

3.5.6 Transmitter Unwanted Emissions (Below 30MHz)

There is a comparison data of both open-field test site and alternative test site - semi-Anechoic chamber according to KDB414788 Radiated Test Site, and the result came out very similar.

All amplitude of spurious emissions that are attenuated by more than 20 dB below the permissible value has no need to be reported.

The radiated emissions were investigated from 9 kHz or the lowest frequency generated within the device, up to the 10th harmonic or 40 GHz, whichever is appropriate.

3.5.7 Test Result of Transmitter Unwanted Emissions

Refer as Appendix E



4 Test Equipment and Calibration Data

Instrument	Brand	Model No.	Serial No.	Characteristics	Calibration Date	Calibration Due Date	Remark
EMI Receiver	Agilent	N9038A	My52260123	9kHz ~ 8.4GHz	Feb. 20, 2023	Feb. 19, 2024	Conduction (CO01-CB)
LISN	F.C.C.	FCC-LISN-50-16-2	04083	150kHz ~ 100MHz	Feb. 16, 2023	Feb. 15, 2024	Conduction (CO01-CB)
LISN	Schwarzbeck	NSLK 8127	8127647	9kHz ~ 30MHz	Apr. 27, 2023	Apr. 26, 2024	Conduction (CO01-CB)
Pulse Limiter	Rohde & Schwarz	ESH3-Z2	100430	9kHz ~ 30MHz	Feb. 09, 2023	Feb. 08, 2024	Conduction (CO01-CB)
COND Cable	Woken	Cable	Low cable-CO01	9kHz ~ 30MHz	Oct. 18, 2022	Oct. 17, 2023	Conduction (CO01-CB)
Software	SPORTON	SENSE	V5.10	-	N.C.R.	N.C.R.	Conduction (CO01-CB)
Loop Antenna	Teseq	HLA 6120	31244	9kHz - 30 MHz	Mar. 23, 2023	Mar. 22, 2024	Radiation (03CH06-CB)
3m Semi Anechoic Chamber NSA	TDK	SAC-3M	03CH06-CB	30 MHz ~ 1 GHz	Aug. 03, 2023	Aug. 02, 2024	Radiation (03CH06-CB)
Bilog Antenna with 6 dB attenuator	TESEQ & EMCI	CBL6112D & N-6-06	37878 & AT-N0606	20MHz ~ 2GHz	Jul. 30, 2023	Jul. 29, 2024	Radiation (03CH06-CB)
Pre-Amplifier	Agilent	310N	187290	0.1MHz ~ 1GHz	Nov. 04, 2022	Nov. 03, 2023	Radiation (03CH06-CB)
Spectrum analyzer	R&S	FSP40	100080	9kHz~40GHz	Dec. 21, 2022	Dec. 20, 2023	Radiation (03CH06-CB)
EMI Test Receiver	R&S	ESCS	826547/017	9kHz ~ 2.75GHz	Jun. 13, 2023	Jun. 12, 2024	Radiation (03CH06-CB)
RF Cable-low	Woken	RG402	Low Cable-24+68	30MHz~1GHz	Oct. 03, 2022	Oct. 02, 2023	Radiation (03CH06-CB)
Test Software	SPORTON	SENSE	V5.10	-	N.C.R.	N.C.R.	Radiation (03CH06-CB)
3m Semi Anechoic Chamber VSWR	TDK	SAC-3M	03CH03-CB	1GHz ~18GHz 3m	May 04, 2023	May 03, 2024	Radiation (03CH03-CB)
Horn Antenna	ETS-Lindgren	3115	6821	750MHz~18GHz	Feb. 03, 2023	Feb. 02, 2024	Radiation (03CH03-CB)
Horn Antenna	SCHWARZBECK	BBHA 9170	BBHA9170507	15GHz ~ 40GHz	Jun. 28, 2023	Jun. 27, 2024	Radiation (03CH03-CB)
Pre-Amplifier	Agilent	8449B	3008A02097	1GHz ~ 26.5GHz	Jun. 30, 2023	Jun. 29, 2024	Radiation (03CH03-CB)
Pre-Amplifier	SGH	SGH184	20221107-3	18GHz ~ 40GHz	Nov. 16, 2022	Nov. 15, 2023	Radiation (03CH03-CB)
Spectrum Analyzer	R&S	FSP40	100019	9kHz ~ 40GHz	Jun. 12, 2023	Jun. 11, 2024	Radiation (03CH03-CB)



Instrument	Brand	Model No.	Serial No.	Characteristics	Calibration Date	Calibration Due Date	Remark
RF Cable-high	Woken	RG402	High Cable-20+29	1GHz ~ 18GHz	Oct. 03, 2022	Oct. 02, 2023	Radiation (03CH03-CB)
RF Cable-high	Woken	RG402	High Cable-29	1GHz ~ 18GHz	Oct. 03, 2022	Oct. 02, 2023	Radiation (03CH03-CB)
High Cable	Woken	WCA0929M	40G#5+6	1GHz ~ 40 GHz	Dec. 07, 2022	Dec. 06, 2023	Radiation (03CH03-CB)
High Cable	Woken	WCA0929M	40G#5	1GHz ~ 40 GHz	Dec. 07, 2022	Dec. 06, 2023	Radiation (03CH03-CB)
High Cable	Woken	WCA0929M	40G#6	1GHz ~ 40 GHz	Dec. 07, 2022	Dec. 06, 2023	Radiation (03CH03-CB)
Test Software	SPORTON	SENSE	V5.10	-	N.C.R.	N.C.R.	Radiation (03CH03-CB)
3m Semi Anechoic Chamber VSWR	TDK	SAC-3M	03CH04-CB	1GHz ~18GHz 3m	Feb. 23, 2023	Feb. 22, 2024	Radiation (03CH04-CB)
Horn Antenna	ETS-Lindgren	3115	00143147	750MHz~18GHz	Oct. 12, 2022	Oct. 11, 2023	Radiation (03CH04-CB)
Horn Antenna	SCHWARZBECK	BBHA 9170	BBHA9170507	15GHz ~ 40GHz	Jun. 28, 2023	Jun. 27, 2024	Radiation (03CH04-CB)
Pre-Amplifier	Agilent	83017A	MY53270063	0.5GHz ~ 26.5GHz	Jun. 30, 2023	Jun. 29, 2024	Radiation (03CH04-CB)
Pre-Amplifier	SGH	SGH184	20221107-3	18GHz ~ 40GHz	Nov. 16, 2022	Nov. 15, 2023	Radiation (03CH04-CB)
Spectrum Analyzer	R&S	FSP40	100142	9kHz~40GHz	Mar. 21, 2023	Mar. 20, 2024	Radiation (03CH04-CB)
RF Cable-high	Woken	RG402	High Cable-21	1GHz - 18GHz	Oct. 03, 2022	Oct. 02, 2023	Radiation (03CH04-CB)
RF Cable-high	Woken	RG402	High Cable-21+67	1GHz - 18GHz	Oct. 03, 2022	Oct. 02, 2023	Radiation (03CH04-CB)
High Cable	Woken	WCA0929M	40G#5+6	1GHz ~ 40 GHz	Dec. 07, 2022	Dec. 06, 2023	Radiation (03CH04-CB)
High Cable	Woken	WCA0929M	40G#5	1GHz ~ 40 GHz	Dec. 07, 2022	Dec. 06, 2023	Radiation (03CH04-CB)
High Cable	Woken	WCA0929M	40G#6	1GHz ~ 40 GHz	Dec. 07, 2022	Dec. 06, 2023	Radiation (03CH04-CB)
Test Software	SPORTON	SENSE	V5.10	-	N.C.R.	N.C.R.	Radiation (03CH04-CB)
Spectrum analyzer	R&S	FSV40	101028	9kHz~40GHz	Dec. 30, 2022	Dec. 29, 2023	Conducted (TH03-CB)
Power Sensor	Anritsu	MA2411B	1726195	300MHz~40GHz	Sep. 04, 2022	Sep. 03, 2023	Conducted (TH03-CB)
Power Meter	Anritsu	ML2495A	1035008	300MHz~40GHz	Sep. 04, 2022	Sep. 03, 2023	Conducted (TH03-CB)
RF Cable	Woken	RG402	High Cable-11	30MHz ~18 GHz	Feb. 14, 2023	Feb. 13, 2024	Conducted (TH03-CB)



Instrument	Brand	Model No.	Serial No.	Characteristics	Calibration Date	Calibration Due Date	Remark
RF Cable	Woken	RG402	High Cable-12	30MHz –18 GHz	Feb. 14, 2023	Feb. 13, 2024	Conducted (TH03-CB)
RF Cable	Woken	RG402	High Cable-13	30MHz –18 GHz	Feb. 14, 2023	Feb. 13, 2024	Conducted (TH03-CB)
RF Cable-high	Woken	RG402	High Cable-14	1 GHz –18 GHz	Oct. 03, 2022	Oct. 02, 2023	Conducted (TH03-CB)
RF Cable-high	Woken	RG402	High Cable-15	1 GHz –18 GHz	Oct. 03, 2022	Oct. 02, 2023	Conducted (TH03-CB)
Switch	SPTCB	SP-SWI	SWI-03	1 GHz – 26.5 GHz	Oct. 04, 2022	Oct. 03, 2023	Conducted (TH03-CB)
Test Software	SPORTON	SENSE	V5.10	-	N.C.R.	N.C.R.	Conducted (TH03-CB)

Note: Calibration Interval of instruments listed above is one year.

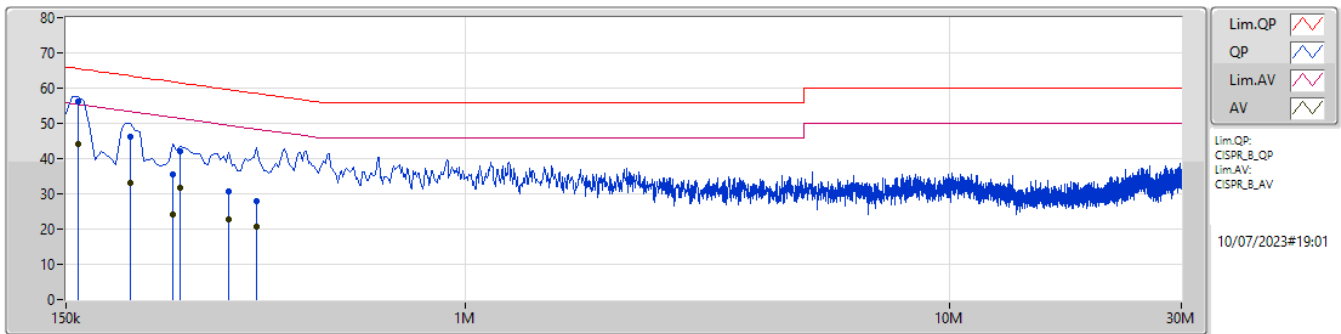
NCR means Non-Calibration required.



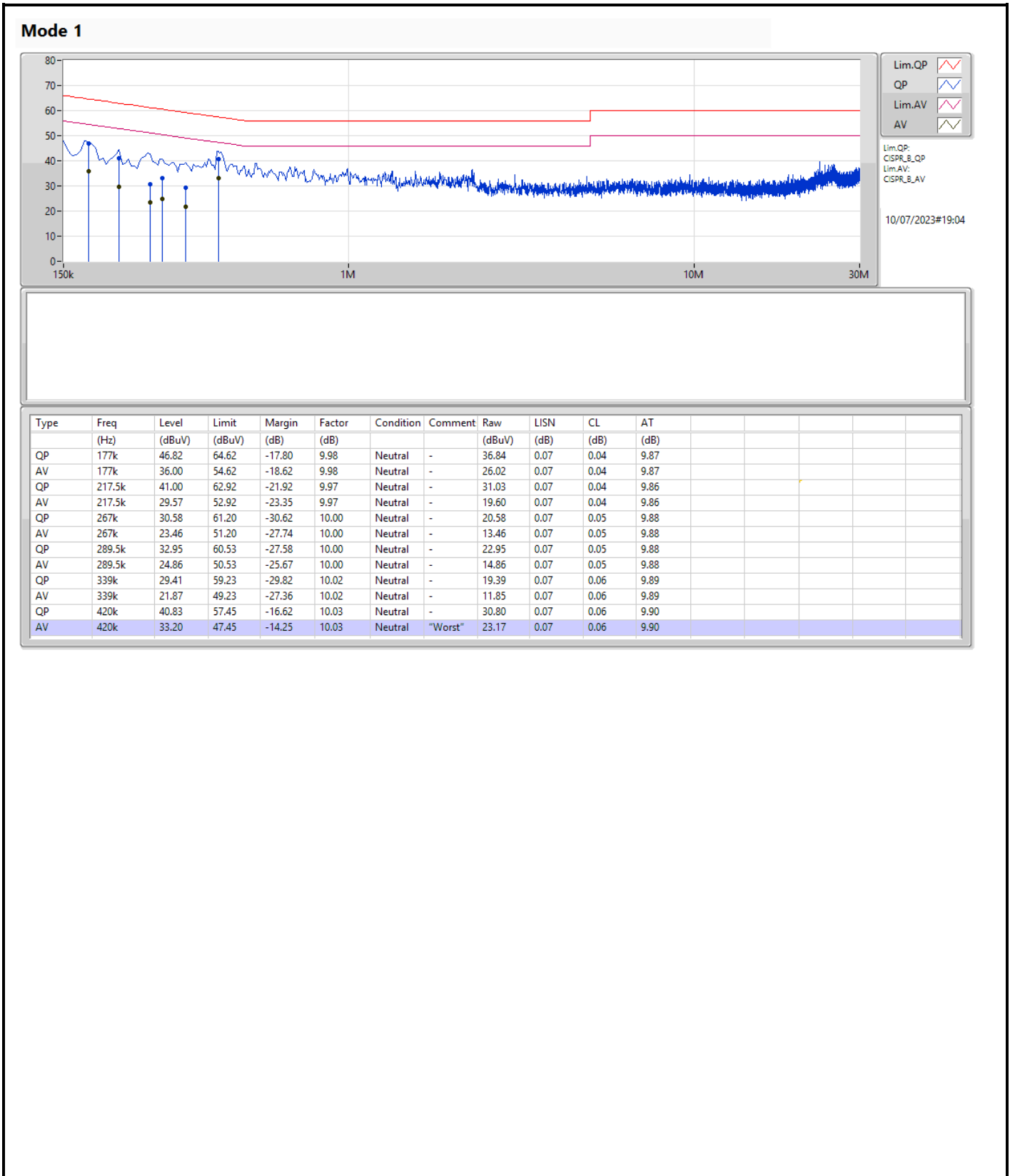
Summary

Mode	Result	Type	Freq (Hz)	Level (dBuV)	Limit (dBuV)	Margin (dB)	Condition
Mode 1	Pass	QP	159k	56.08	65.52	-9.44	Line

Mode 1



Type	Freq (Hz)	Level (dBuV)	Limit (dBuV)	Margin (dB)	Factor (dB)	Condition	Comment	Raw (dBuV)	LISN (dB)	CL (dB)	AT (dB)
QP	159k	56.08	65.52	-9.44	10.00	Line	"Worst"	46.08	0.09	0.04	9.87
AV	159k	44.08	55.52	-11.44	10.00	Line	-	34.08	0.09	0.04	9.87
QP	204k	46.13	63.44	-17.31	9.98	Line	-	36.15	0.08	0.04	9.86
AV	204k	33.19	53.44	-20.25	9.98	Line	-	23.21	0.08	0.04	9.86
QP	249k	35.42	61.79	-26.37	10.00	Line	-	25.42	0.08	0.05	9.87
AV	249k	24.15	51.79	-27.64	10.00	Line	-	14.15	0.08	0.05	9.87
QP	258k	42.00	61.49	-19.49	10.00	Line	-	32.00	0.08	0.05	9.87
AV	258k	31.57	51.49	-19.92	10.00	Line	-	21.57	0.08	0.05	9.87
QP	325.5k	30.55	59.56	-29.01	10.03	Line	-	20.52	0.09	0.05	9.89
AV	325.5k	22.69	49.56	-26.87	10.03	Line	-	12.66	0.09	0.05	9.89
QP	370.5k	28.00	58.49	-30.49	10.05	Line	-	17.95	0.09	0.06	9.90
AV	370.5k	20.59	48.49	-27.90	10.05	Line	-	10.54	0.09	0.06	9.90



Summary

Mode	Max-N dB (Hz)	Max-OBW (Hz)	ITU-Code	Min-N dB (Hz)	Min-OBW (Hz)
5.15-5.25GHz	-	-	-	-	-
802.11a_Nss1,(6Mbps)_2TX	20.405M	16.406M	16M4D1D	18.645M	16.313M
802.11ax HEW20_Nss1,(MCS0)_2TX	21.01M	18.926M	18M9D1D	20.295M	18.784M
802.11ax HEW40_Nss1,(MCS0)_2TX	39.71M	37.7M	37M7D1D	39.38M	37.499M
802.11ax HEW80_Nss1,(MCS0)_2TX	81.18M	77.6M	77M6D1D	80.52M	76.796M
802.11ax HEW160_Nss1,(MCS0)_2TX	81.76M	77.407M	77M4D1D	80.16M	77.057M
5.25-5.35GHz	-	-	-	-	-
802.11a_Nss1,(6Mbps)_2TX	19.855M	16.416M	16M4D1D	18.645M	16.324M
802.11ax HEW20_Nss1,(MCS0)_2TX	21.285M	18.936M	18M9D1D	20.13M	18.783M
802.11ax HEW40_Nss1,(MCS0)_2TX	39.6M	37.886M	37M9D1D	39.16M	37.47M
802.11ax HEW80_Nss1,(MCS0)_2TX	80.3M	77.32M	77M3D1D	80.08M	76.489M
802.11ax HEW160_Nss1,(MCS0)_2TX	80M	77.516M	77M5D1D	80M	77.182M
5.47-5.725GHz	-	-	-	-	-
802.11a_Nss1,(6Mbps)_2TX	19.415M	16.397M	16M4D1D	14.895M	13.132M
802.11ax HEW20_Nss1,(MCS0)_2TX	21.23M	18.905M	18M9D1D	15.195M	14.363M
802.11ax HEW40_Nss1,(MCS0)_2TX	39.71M	37.69M	37M7D1D	34.44M	33.604M
802.11ax HEW80_Nss1,(MCS0)_2TX	80.96M	77.083M	77M1D1D	75.15M	72.953M
802.11ax HEW160_Nss1,(MCS0)_2TX	162.36M	156.06M	156MD1D	161.92M	155.345M
5.725-5.85GHz	-	-	-	-	-
802.11a_Nss1,(6Mbps)_2TX	16.39M	29.821M	29M8D1D	3.18M	3.486M
802.11ax HEW20_Nss1,(MCS0)_2TX	19.085M	32.286M	32M3D1D	4.52M	4.536M
802.11ax HEW40_Nss1,(MCS0)_2TX	38.06M	42.482M	42M5D1D	3.38M	4.088M
802.11ax HEW80_Nss1,(MCS0)_2TX	78.32M	77.113M	77M1D1D	4.06M	4.1M

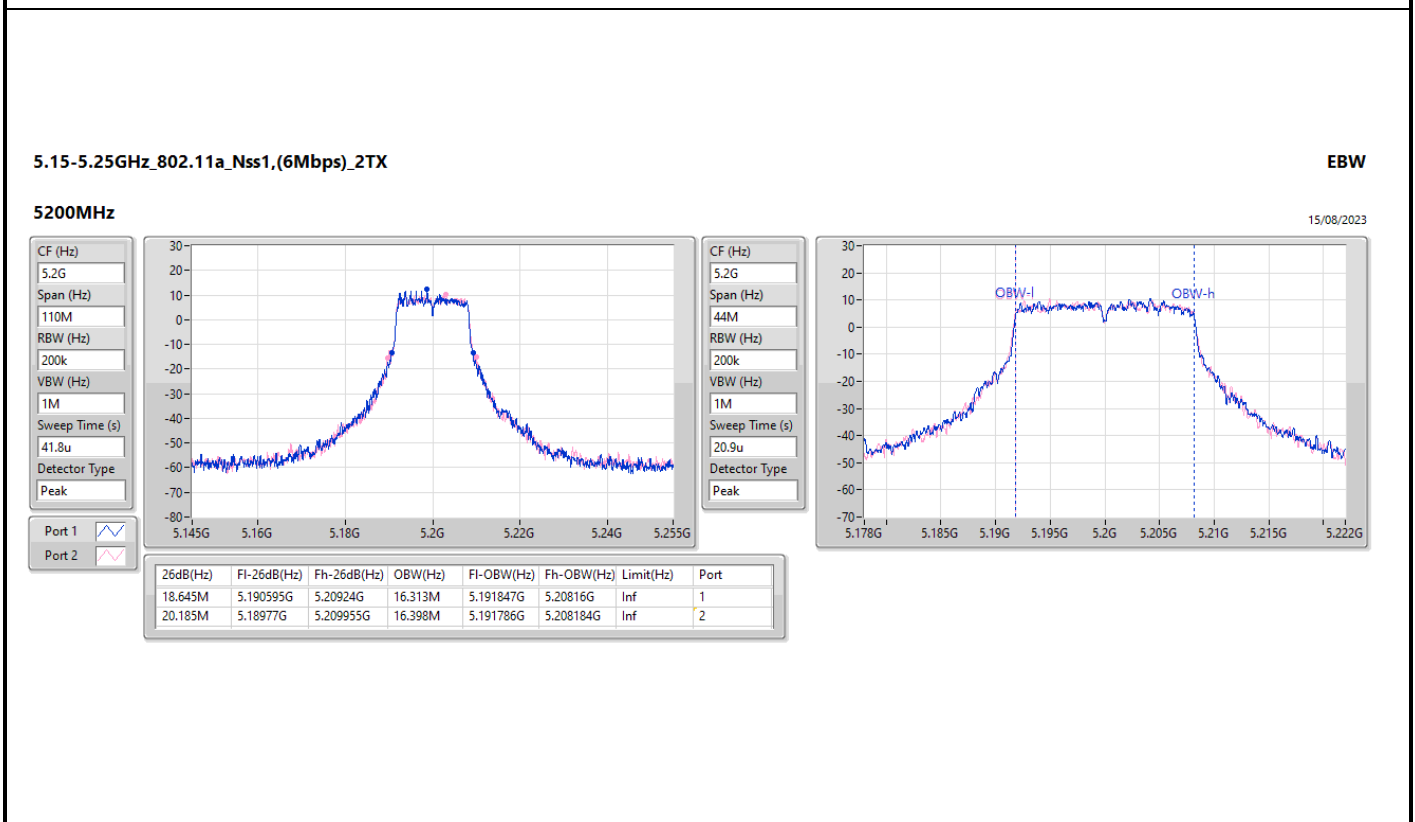
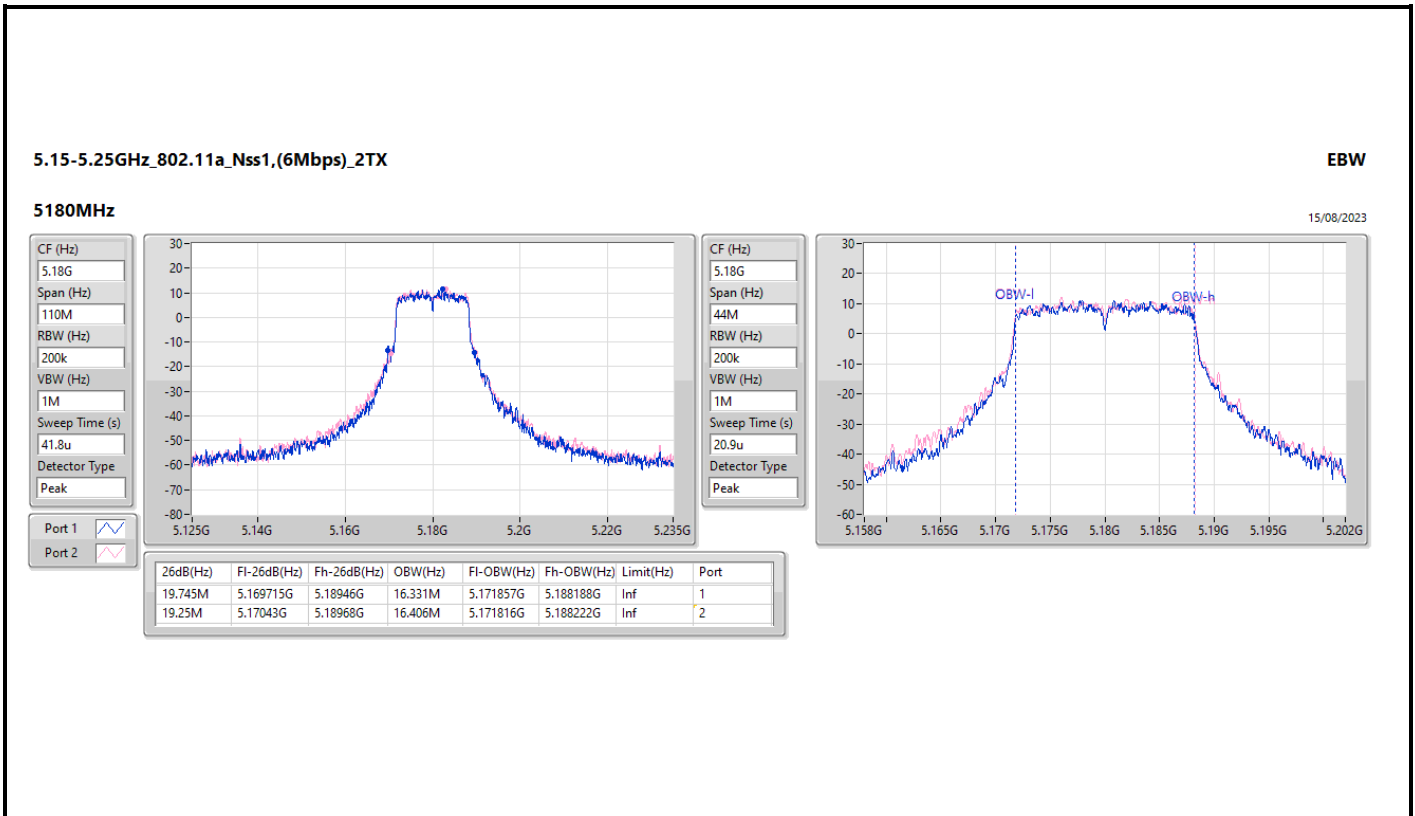
Max-N dB = Maximum 6dB down bandwidth for 5.725-5.85GHz band / Maximum 26dB down bandwidth for other band;
 Max-OBW = Maximum 99% occupied bandwidth;
 Min-N dB = Minimum 6dB down bandwidth for 5.725-5.85GHz band / Maximum 26dB down bandwidth for other band;
 Min-OBW = Minimum 99% occupied bandwidth



Result

Mode	Result	Limit (Hz)	Port 1-N dB (Hz)	Port 1-OBW (Hz)	Port 2-N dB (Hz)	Port 2-OBW (Hz)
802.11a_Nss1,(6Mbps)_2TX	-	-	-	-	-	-
5180MHz	Pass	Inf	19.745M	16.331M	19.25M	16.406M
5200MHz	Pass	Inf	18.645M	16.313M	20.185M	16.398M
5240MHz	Pass	Inf	18.81M	16.338M	20.405M	16.377M
5260MHz	Pass	Inf	19.36M	16.324M	19.855M	16.386M
5300MHz	Pass	Inf	18.755M	16.357M	19.03M	16.416M
5320MHz	Pass	Inf	18.645M	16.359M	19.47M	16.358M
5500MHz	Pass	Inf	18.315M	16.317M	19.415M	16.397M
5580MHz	Pass	Inf	19.25M	16.347M	18.755M	16.347M
5700MHz	Pass	Inf	19.415M	16.387M	19.03M	16.379M
5720MHz Straddle 5.47-5.725GHz	Pass	Inf	15.225M	13.152M	14.895M	13.132M
5720MHz Straddle 5.725-5.85GHz	Pass	500k	3.18M	3.532M	3.18M	3.486M
5745MHz	Pass	500k	15.015M	16.479M	16.39M	17.232M
5785MHz	Pass	500k	15.29M	16.52M	16.39M	19.936M
5825MHz	Pass	500k	16.335M	17.491M	15.675M	29.821M
802.11ax HEW20_Nss1,(MCS0)_2TX	-	-	-	-	-	-
5180MHz	Pass	Inf	20.35M	18.915M	20.405M	18.818M
5200MHz	Pass	Inf	20.295M	18.784M	20.735M	18.926M
5240MHz	Pass	Inf	21.01M	18.845M	20.515M	18.867M
5260MHz	Pass	Inf	21.285M	18.911M	20.955M	18.859M
5300MHz	Pass	Inf	20.13M	18.86M	20.46M	18.783M
5320MHz	Pass	Inf	21.23M	18.936M	20.13M	18.849M
5500MHz	Pass	Inf	20.68M	18.867M	21.23M	18.892M
5580MHz	Pass	Inf	20.075M	18.856M	19.91M	18.905M
5700MHz	Pass	Inf	20.735M	18.866M	20.515M	18.88M
5720MHz Straddle 5.47-5.725GHz	Pass	Inf	15.195M	14.425M	15.42M	14.363M
5720MHz Straddle 5.725-5.85GHz	Pass	500k	4.52M	4.536M	4.52M	4.538M
5745MHz	Pass	500k	18.975M	19.053M	18.975M	19.911M
5785MHz	Pass	500k	19.085M	19.03M	18.975M	23.881M
5825MHz	Pass	500k	19.03M	19.062M	18.975M	32.286M
802.11ax HEW40_Nss1,(MCS0)_2TX	-	-	-	-	-	-
5190MHz	Pass	Inf	39.71M	37.658M	39.6M	37.633M
5230MHz	Pass	Inf	39.38M	37.7M	39.49M	37.499M
5270MHz	Pass	Inf	39.6M	37.585M	39.38M	37.581M
5310MHz	Pass	Inf	39.16M	37.886M	39.49M	37.47M
5510MHz	Pass	Inf	39.71M	37.653M	39.38M	37.67M
5550MHz	Pass	Inf	39.71M	37.566M	39.27M	37.615M
5670MHz	Pass	Inf	39.27M	37.542M	39.71M	37.69M
5710MHz Straddle 5.47-5.725GHz	Pass	Inf	34.44M	33.64M	34.895M	33.604M
5710MHz Straddle 5.725-5.85GHz	Pass	500k	4.06M	4.088M	3.38M	4.089M
5755MHz	Pass	500k	36.3M	37.949M	38.06M	38.497M
5795MHz	Pass	500k	38.06M	37.82M	38.06M	42.482M
802.11ax HEW80_Nss1,(MCS0)_2TX	-	-	-	-	-	-
5210MHz	Pass	Inf	81.18M	76.796M	80.52M	77.6M
5290MHz	Pass	Inf	80.08M	76.489M	80.3M	77.32M
5530MHz	Pass	Inf	80.08M	77.008M	80.96M	77.029M
5610MHz	Pass	Inf	80.08M	76.79M	80.08M	77.083M
5690MHz Straddle 5.47-5.725GHz	Pass	Inf	75.15M	72.953M	75.15M	73.103M
5690MHz Straddle 5.725-5.85GHz	Pass	500k	4.08M	4.146M	4.06M	4.1M
5775MHz	Pass	500k	78.32M	77.113M	53.9M	77.029M
802.11ax HEW160_Nss1,(MCS0)_2TX	-	-	-	-	-	-
5250MHz Straddle 5.15-5.25GHz	Pass	Inf	81.76M	77.057M	80.16M	77.407M
5250MHz Straddle 5.25-5.35GHz	Pass	Inf	80M	77.516M	80M	77.182M
5570MHz	Pass	Inf	162.36M	156.06M	161.92M	155.345M

Port X-N dB = Port X 6dB down bandwidth for 5.725-5.85GHz band / 26dB down bandwidth for other band
 Port X-OBW = Port X 99% occupied bandwidth



5.15-5.25GHz_802.11a_Nss1,(6Mbps)_2TX

EBW

5240MHz

15/08/2023

CF (Hz)
5.24G

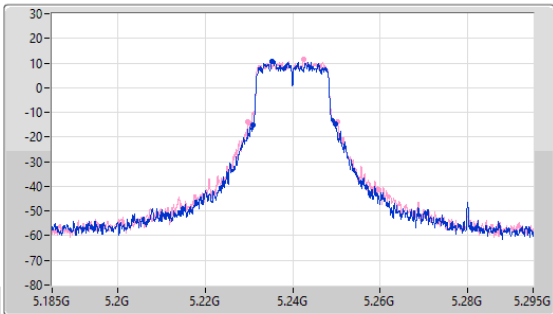
Span (Hz)
110M

RBW (Hz)
200k

VBW (Hz)
1M

Sweep Time (s)
41.8u

Detector Type
Peak



CF (Hz)
5.24G

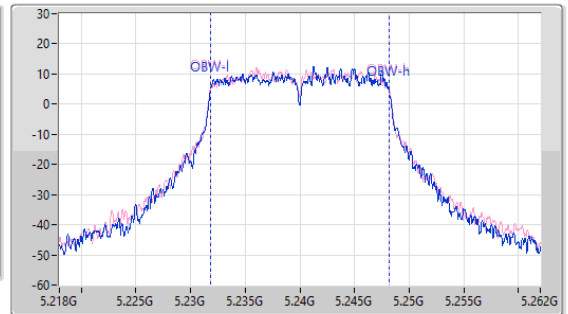
Span (Hz)
44M

RBW (Hz)
200k

VBW (Hz)
1M

Sweep Time (s)
20.9u

Detector Type
Peak



26dB(Hz)	Fl-26dB(Hz)	Fh-26dB(Hz)	OBW(Hz)	Fl-OBW(Hz)	Fh-OBW(Hz)	Limit(Hz)	Port
18.81M	5.231035G	5.249845G	16.338M	5.231838G	5.248176G	Inf	1
20.405M	5.229825G	5.25023G	16.377M	5.231817G	5.248195G	Inf	2

5.25-5.35GHz_802.11a_Nss1,(6Mbps)_2TX

EBW

5260MHz

15/08/2023

CF (Hz)
5.26G

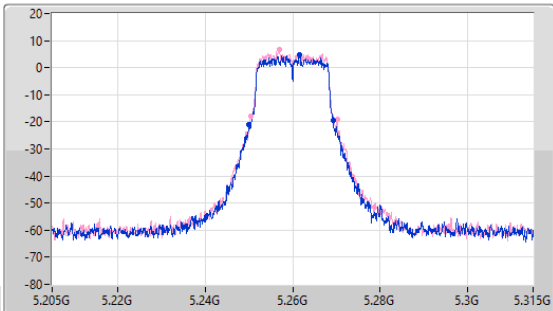
Span (Hz)
110M

RBW (Hz)
200k

VBW (Hz)
1M

Sweep Time (s)
41.8u

Detector Type
Peak



CF (Hz)
5.26G

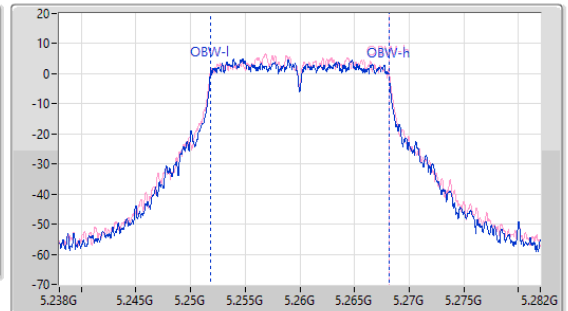
Span (Hz)
44M

RBW (Hz)
200k

VBW (Hz)
1M

Sweep Time (s)
20.9u

Detector Type
Peak



26dB(Hz)	Fl-26dB(Hz)	Fh-26dB(Hz)	OBW(Hz)	Fl-OBW(Hz)	Fh-OBW(Hz)	Limit(Hz)	Port
19.36M	5.24999G	5.26935G	16.324M	5.251818G	5.268142G	Inf	1
19.855M	5.250375G	5.27023G	16.386M	5.251794G	5.26818G	Inf	2

5.25-5.35GHz_802.11a_Nss1,(6Mbps)_2TX

EBW

5300MHz

15/08/2023

CF (Hz)
5.3G

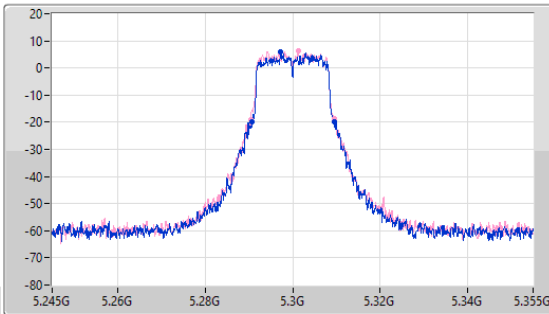
Span (Hz)
110M

RBW (Hz)
200k

VBW (Hz)
1M

Sweep Time (s)
41.8u

Detector Type
Peak



CF (Hz)
5.3G

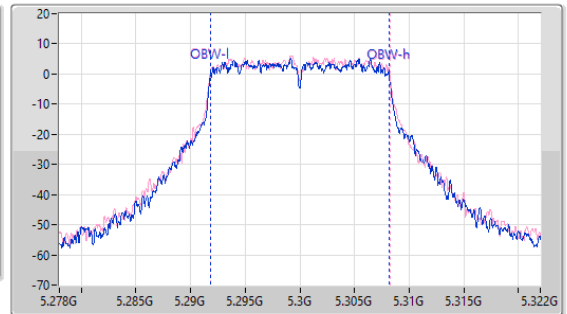
Span (Hz)
44M

RBW (Hz)
200k

VBW (Hz)
1M

Sweep Time (s)
20.9u

Detector Type
Peak



26dB(Hz)	Fl-26dB(Hz)	Fh-26dB(Hz)	OBW(Hz)	Fl-OBW(Hz)	Fh-OBW(Hz)	Limit(Hz)	Port
18.755M	5.29076G	5.309515G	16.357M	5.291822G	5.308179G	Inf	1
19.03M	5.29043G	5.30946G	16.416M	5.291805G	5.308221G	Inf	2

5.25-5.35GHz_802.11a_Nss1,(6Mbps)_2TX

EBW

5320MHz

15/08/2023

CF (Hz)
5.32G

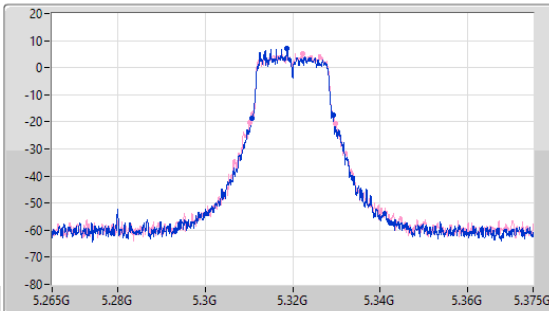
Span (Hz)
110M

RBW (Hz)
200k

VBW (Hz)
1M

Sweep Time (s)
41.8u

Detector Type
Peak



CF (Hz)
5.32G

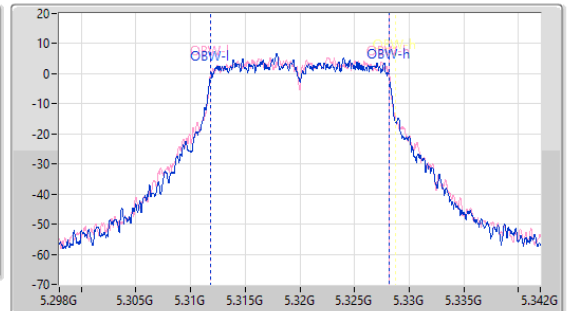
Span (Hz)
44M

RBW (Hz)
200k

VBW (Hz)
1M

Sweep Time (s)
20.9u

Detector Type
Peak



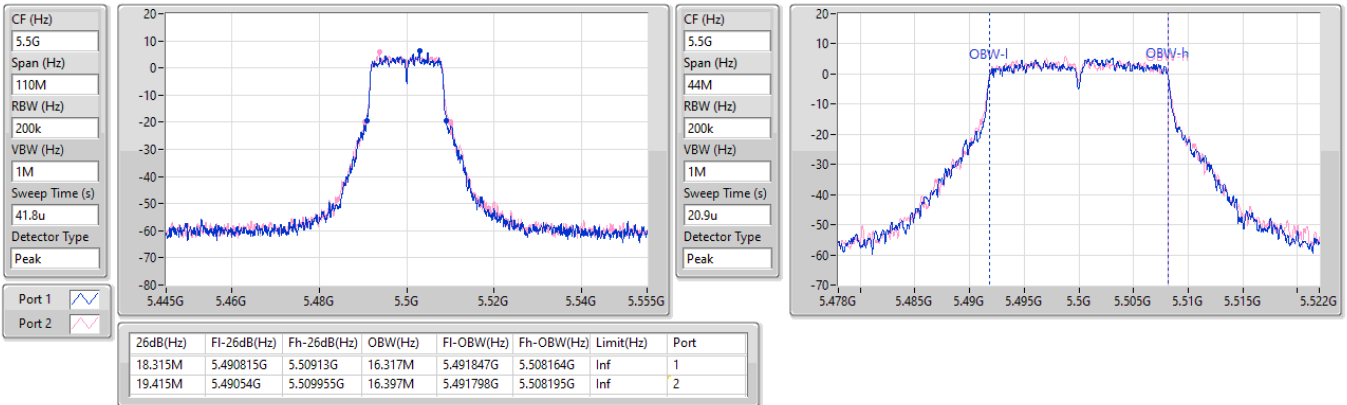
26dB(Hz)	Fl-26dB(Hz)	Fh-26dB(Hz)	OBW(Hz)	Fl-OBW(Hz)	Fh-OBW(Hz)	Limit(Hz)	Port
18.645M	5.310595G	5.32924G	16.359M	5.311807G	5.328166G	Inf	1
19.47M	5.310265G	5.329735G	16.358M	5.311819G	5.328176G	Inf	2

5.47-5.725GHz_802.11a_Nss1,(6Mbps)_2TX

EBW

5500MHz

15/08/2023

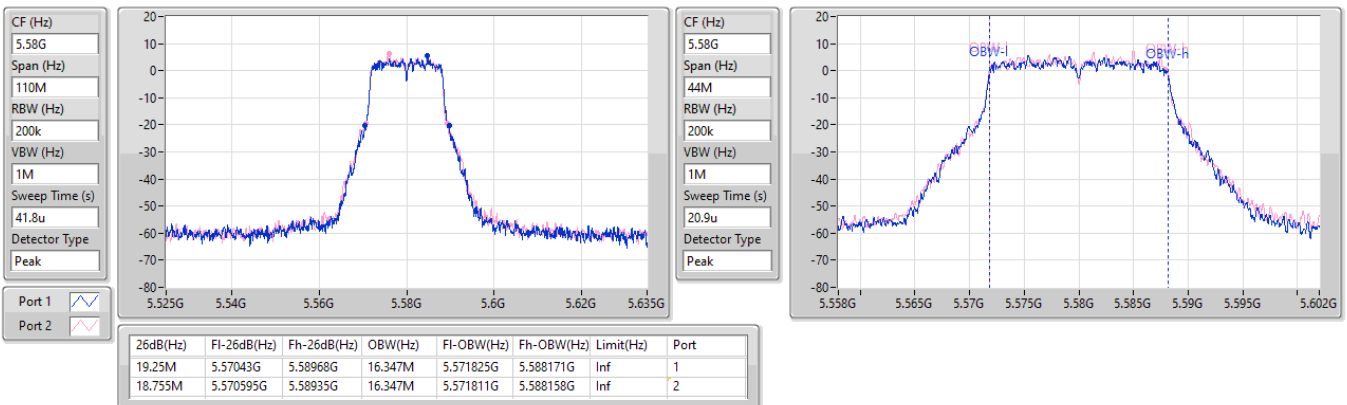


5.47-5.725GHz_802.11a_Nss1,(6Mbps)_2TX

EBW

5580MHz

15/08/2023

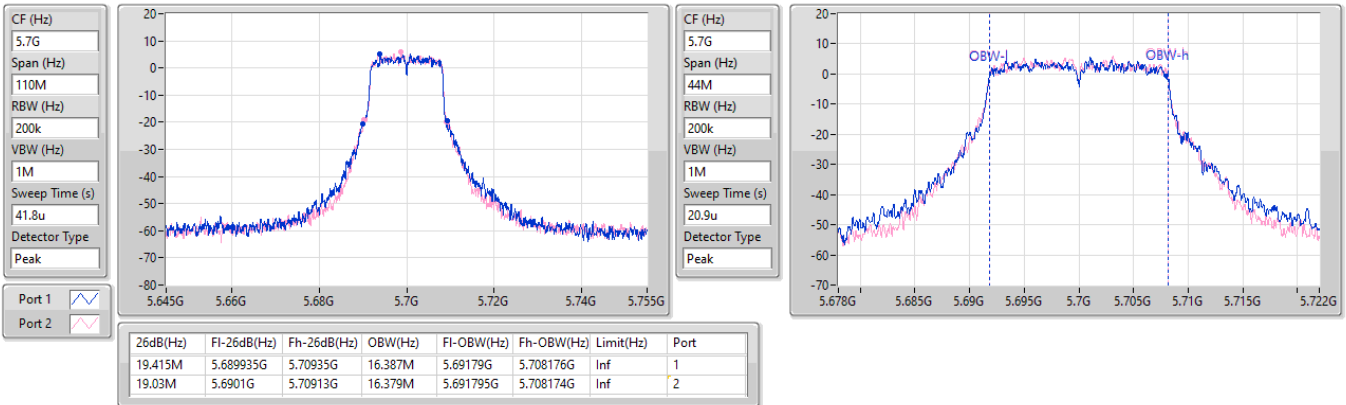


5.47-5.725GHz_802.11a_Nss1,(6Mbps)_2TX

EBW

5700MHz

15/08/2023

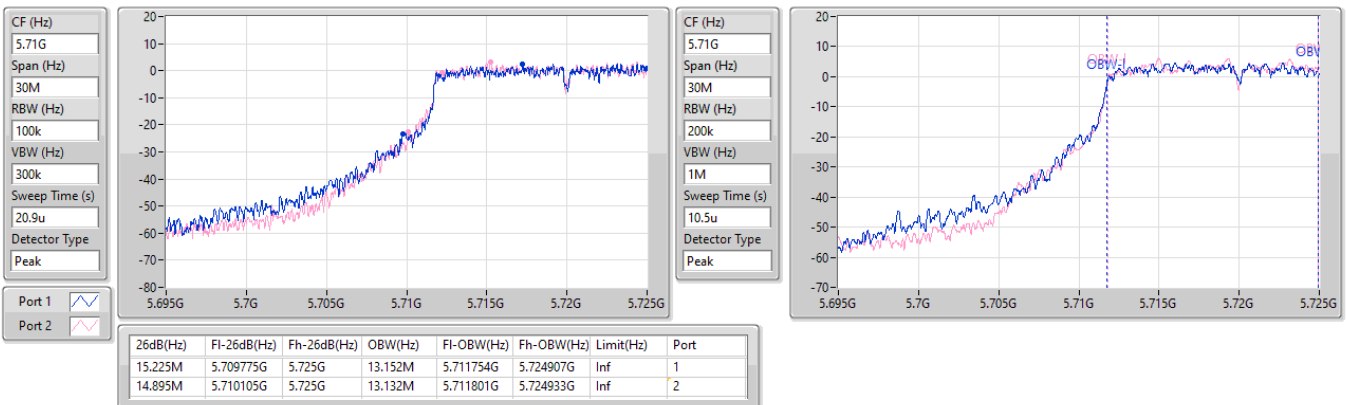


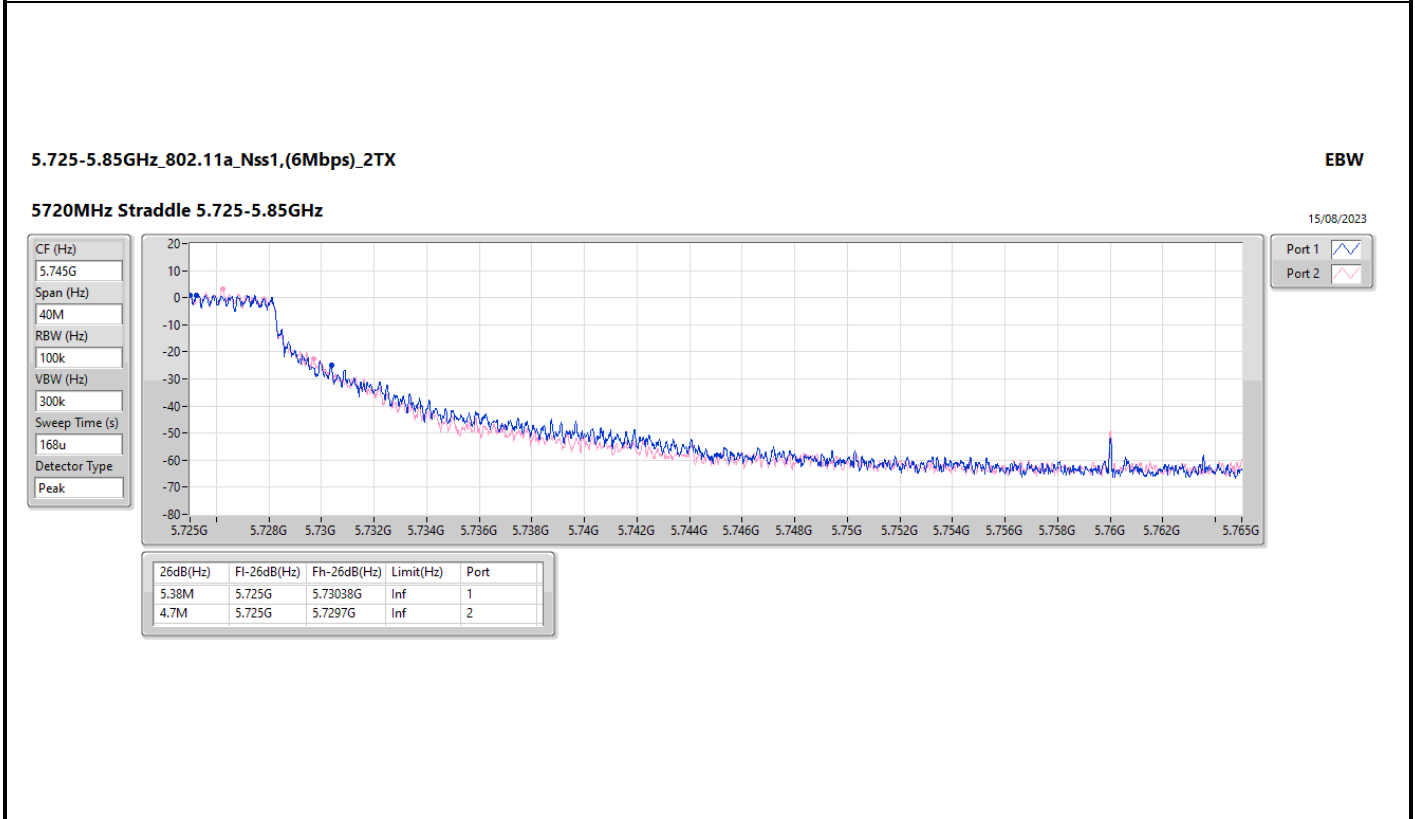
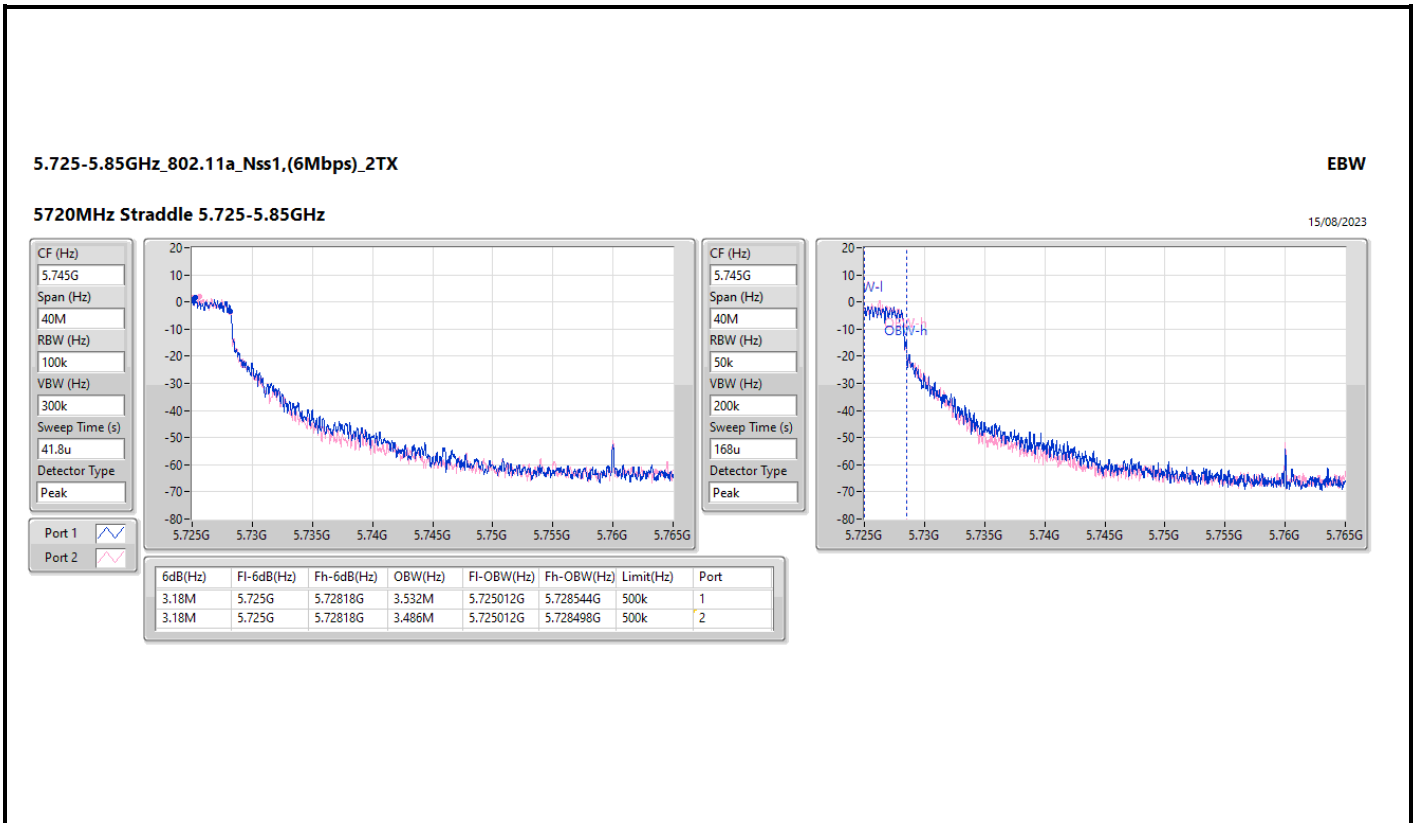
5.47-5.725GHz_802.11a_Nss1,(6Mbps)_2TX

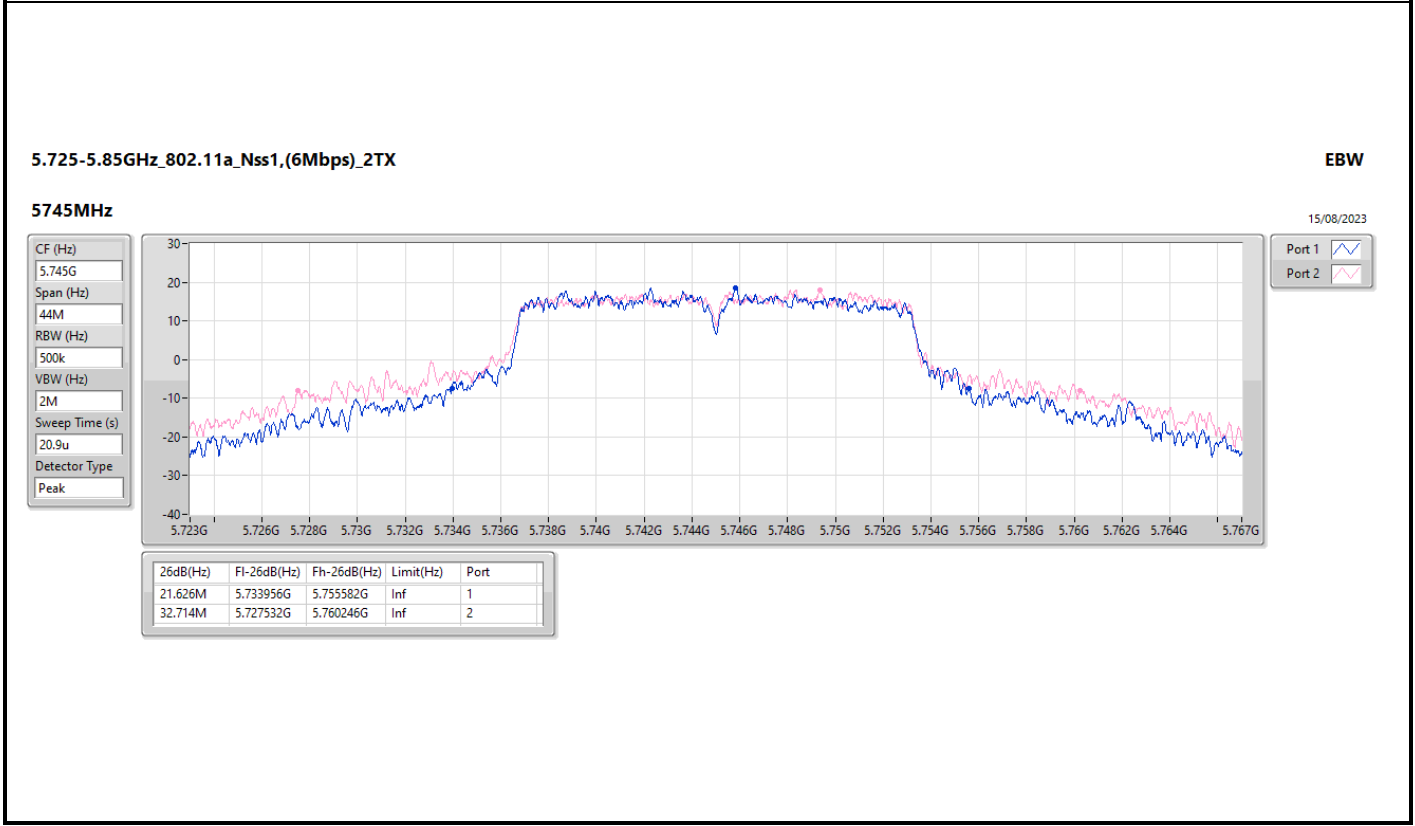
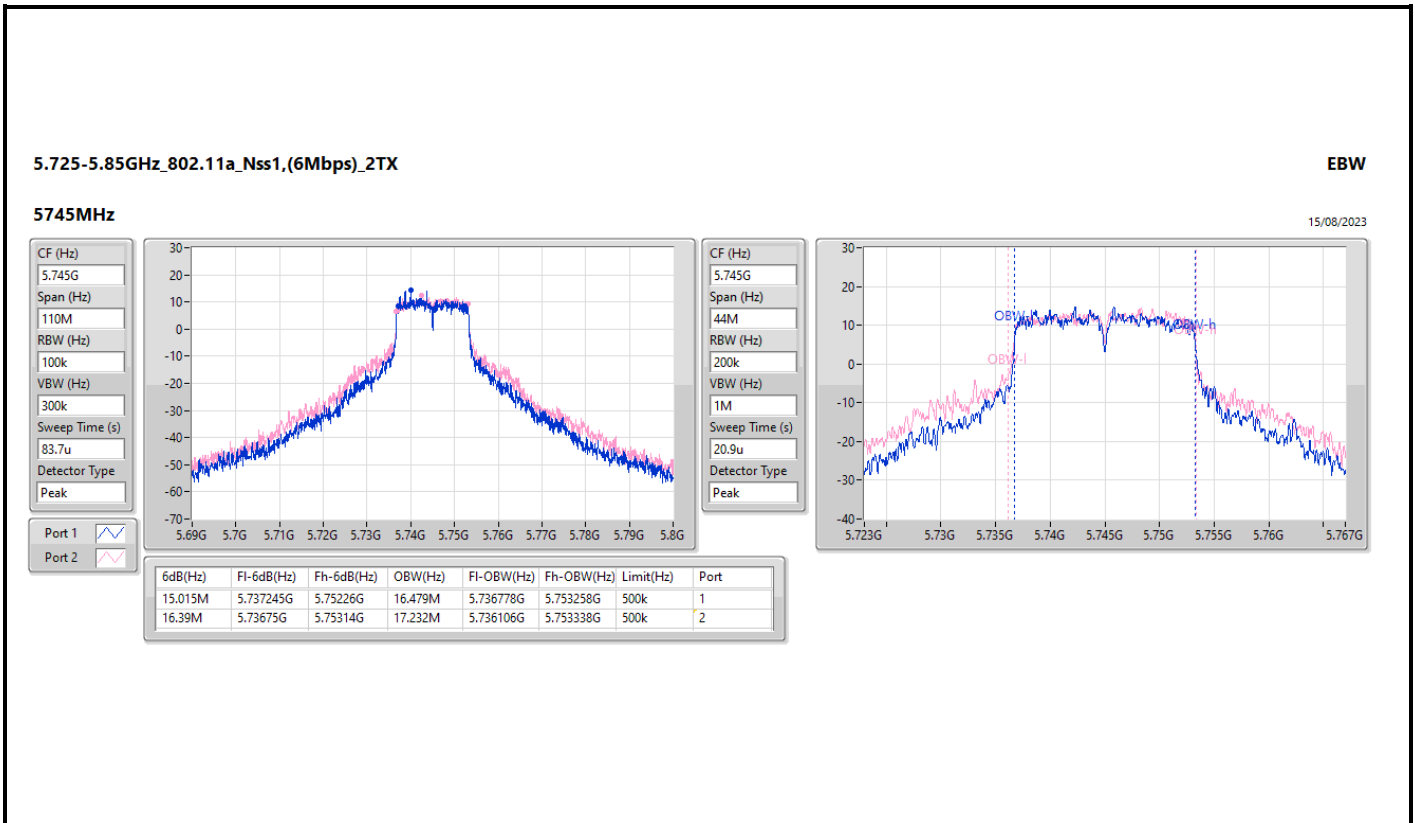
EBW

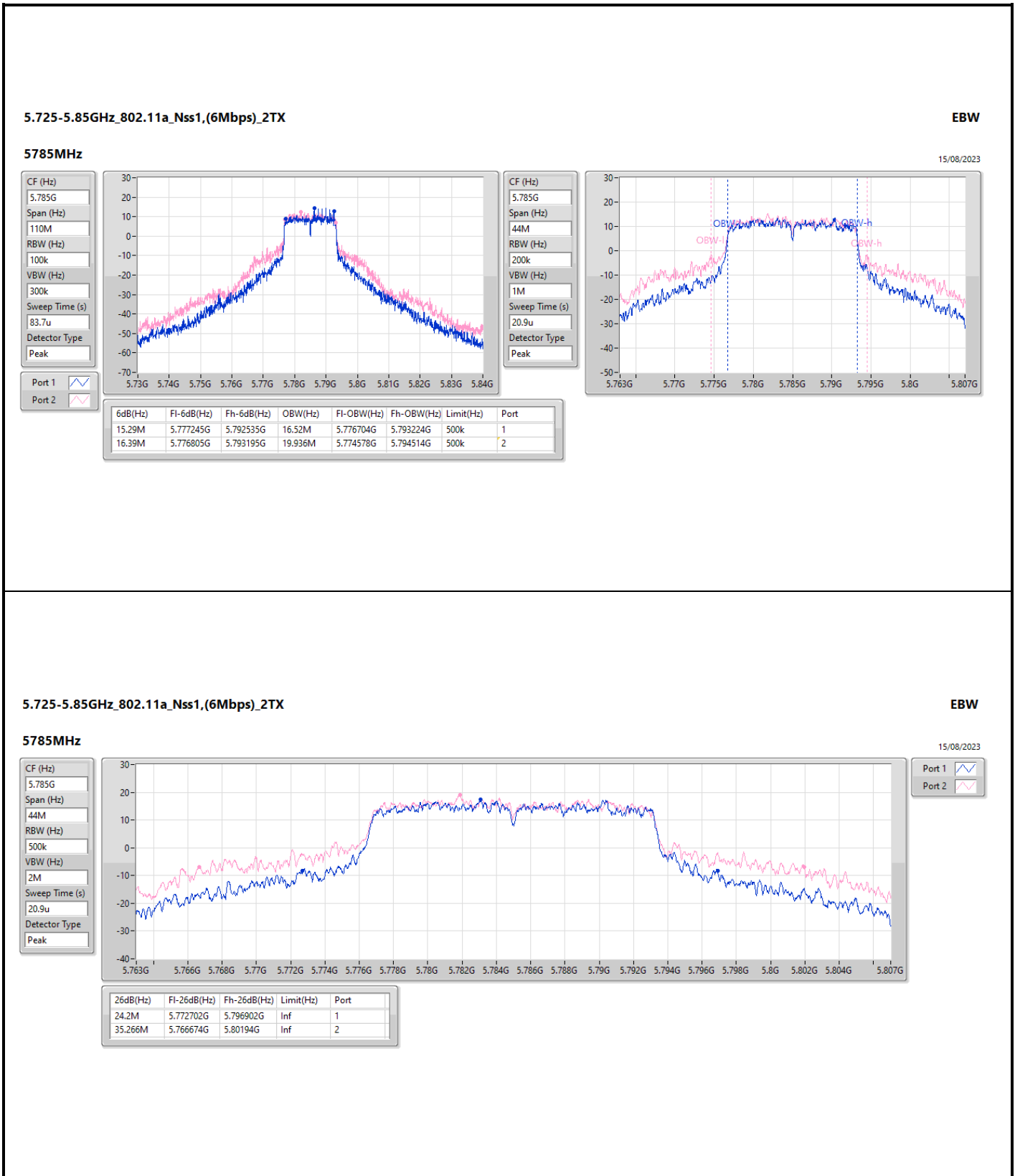
5720MHz Straddle 5.47-5.725GHz

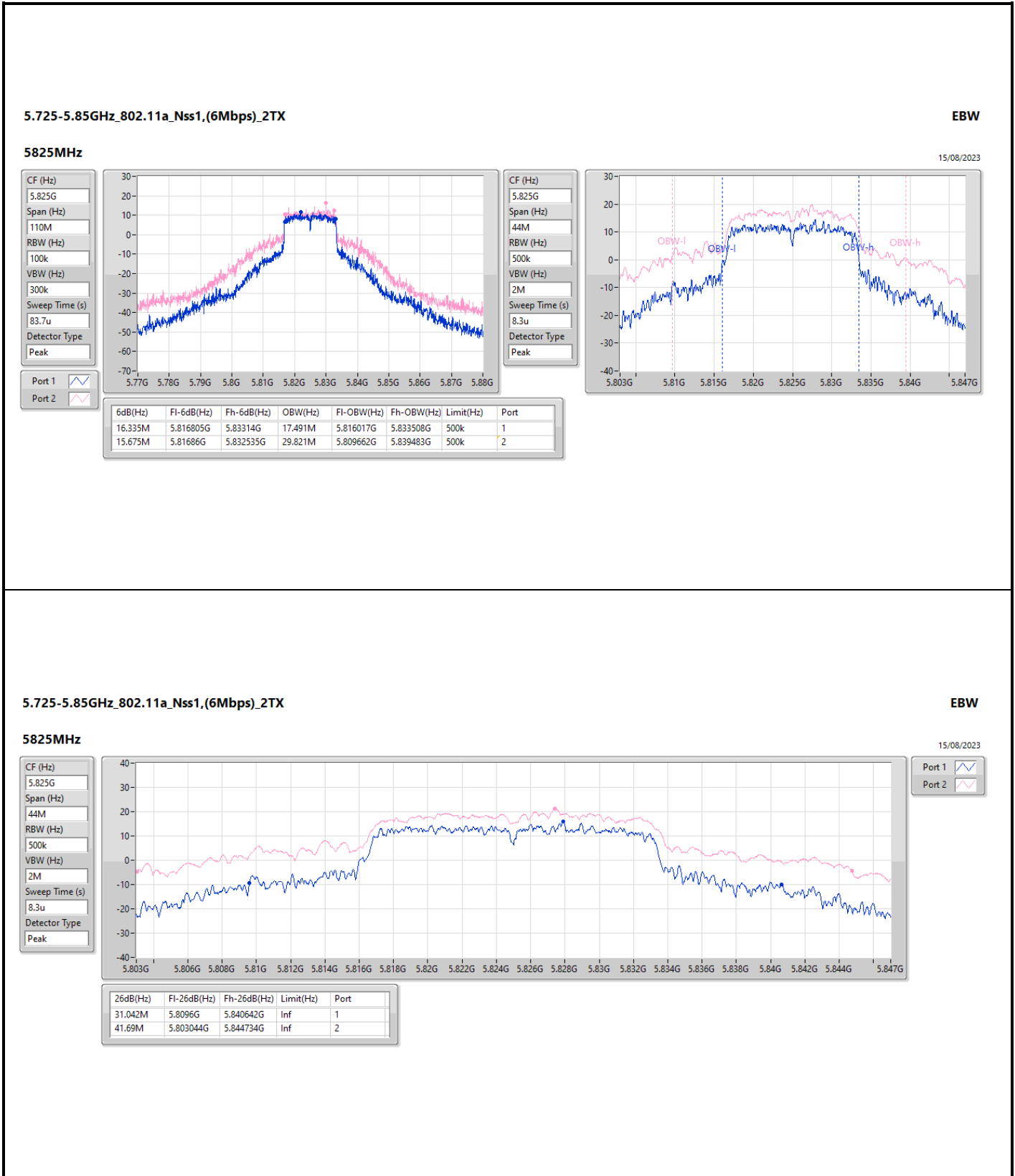
15/08/2023









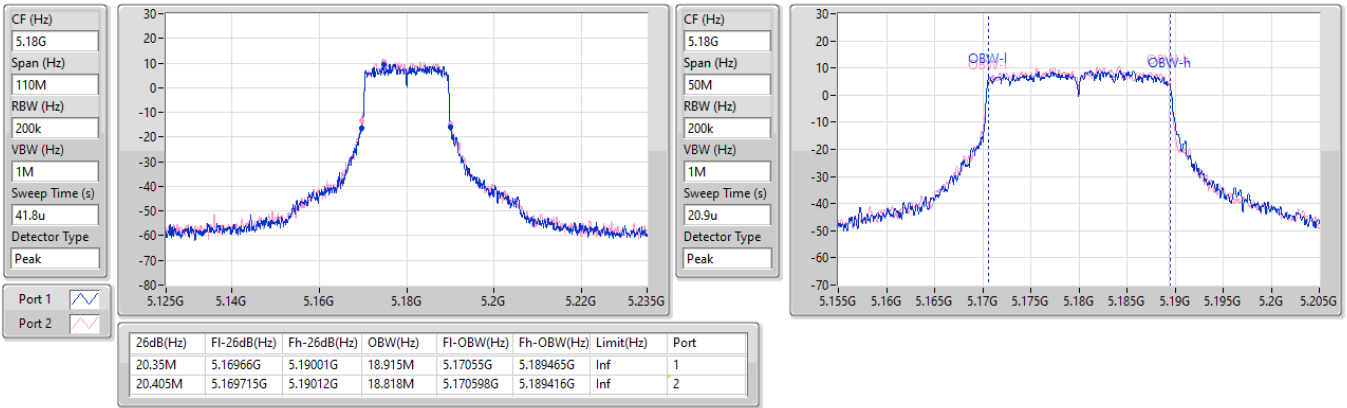


5.15-5.25GHz_802.11ax_HEW20_Nss1,(MCS0)_2TX

EBW

5180MHz

15/08/2023

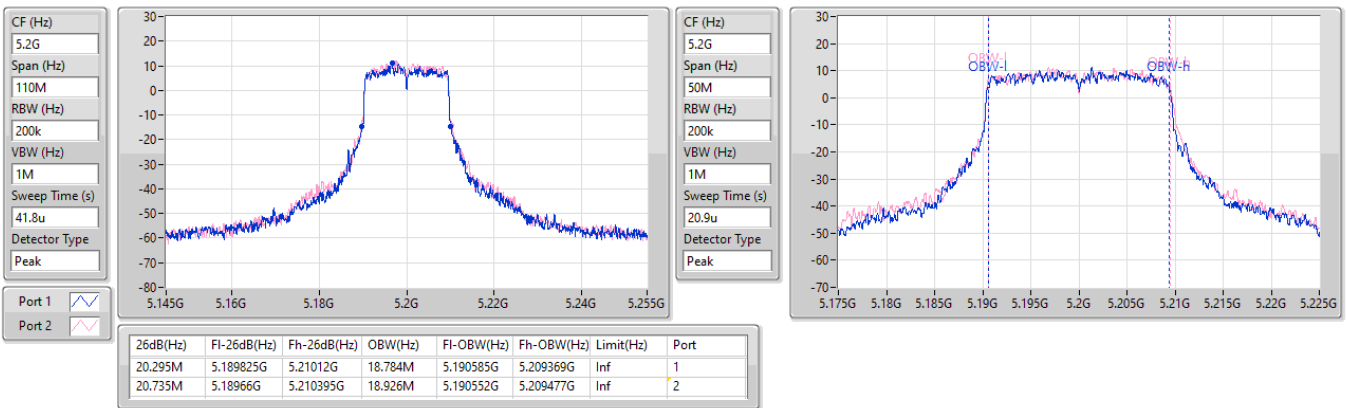


5.15-5.25GHz_802.11ax_HEW20_Nss1,(MCS0)_2TX

EBW

5200MHz

15/08/2023

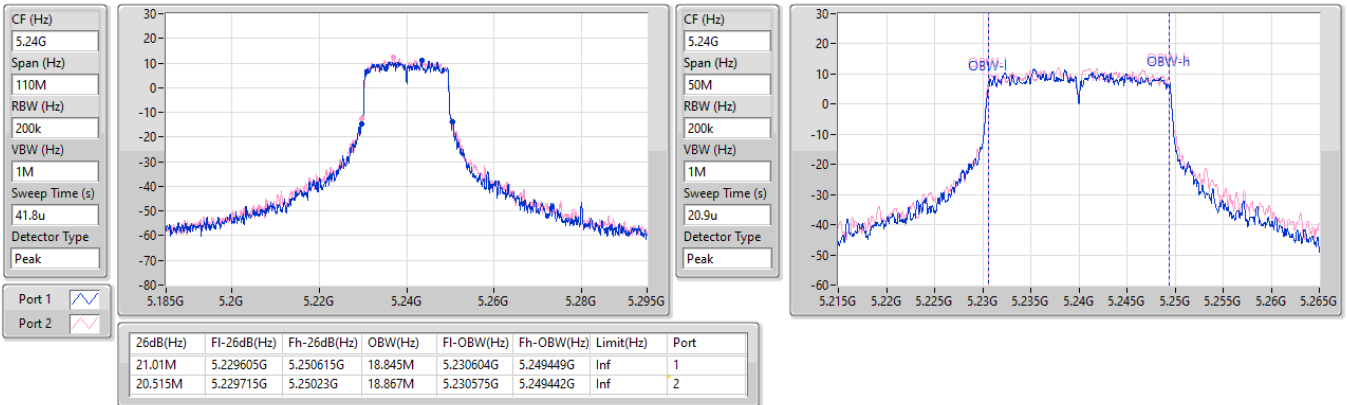


5.15-5.25GHz_802.11ax_HEW20_Nss1,(MCS0)_2TX

EBW

5240MHz

15/08/2023

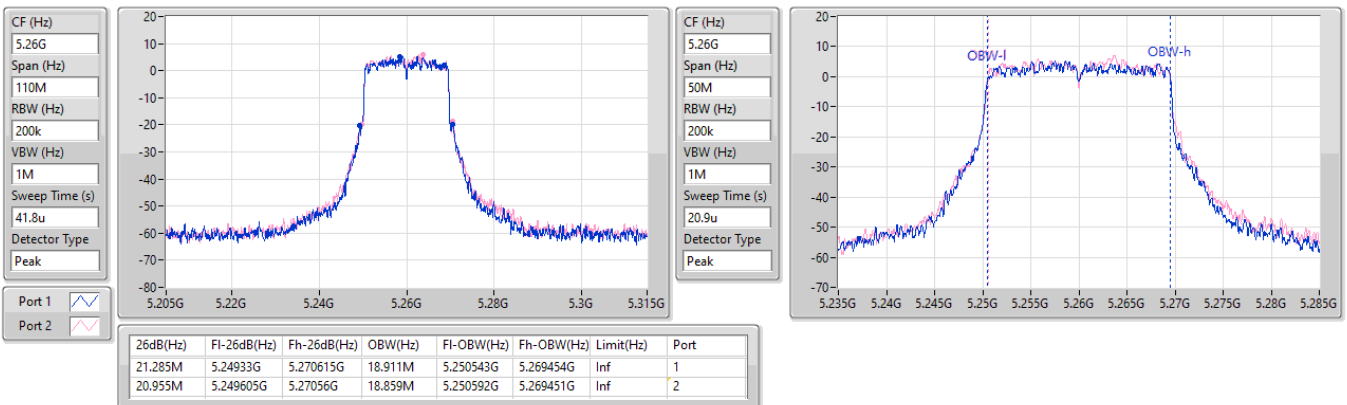


5.25-5.35GHz_802.11ax_HEW20_Nss1,(MCS0)_2TX

EBW

5260MHz

15/08/2023

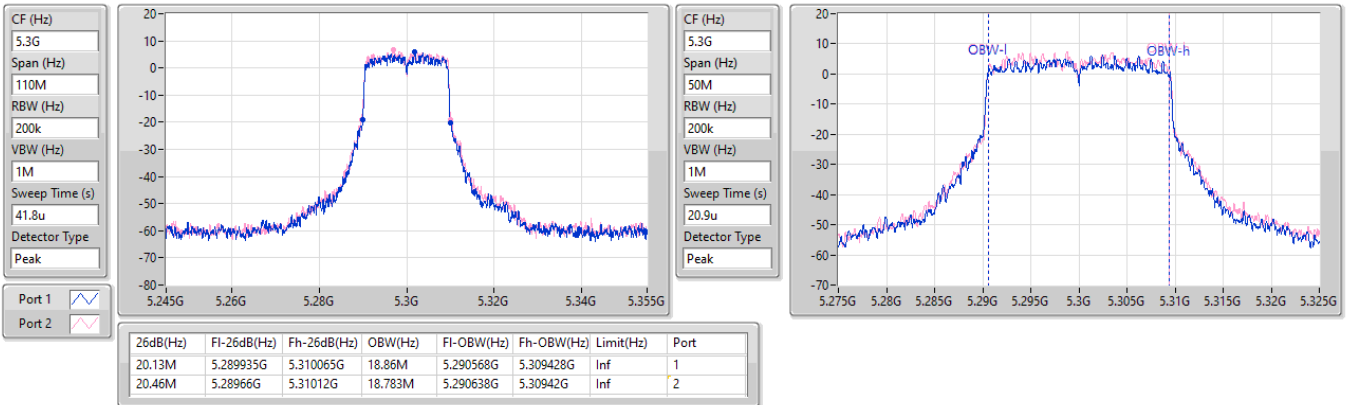


5.25-5.35GHz_802.11ax_HEW20_Nss1,(MCS0)_2TX

EBW

5300MHz

15/08/2023

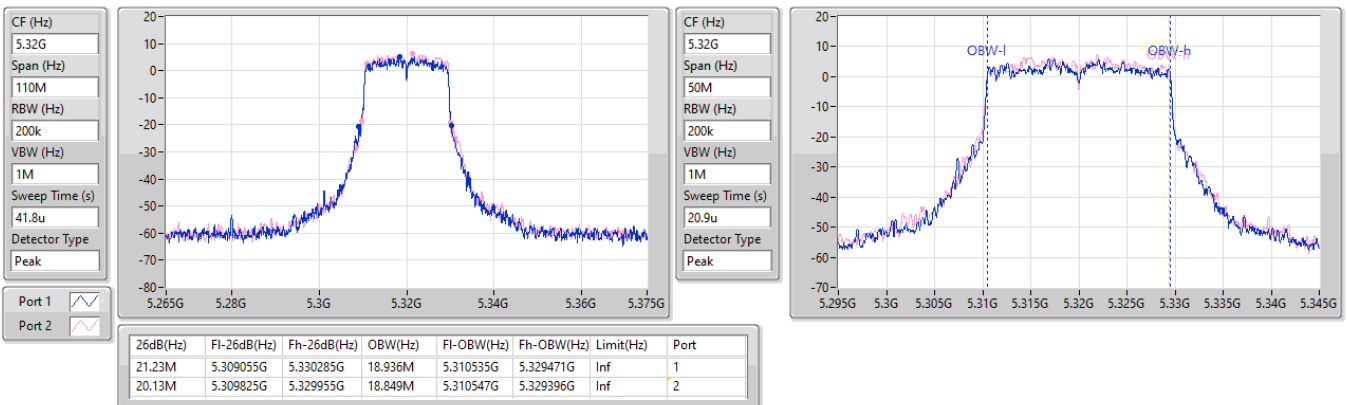


5.25-5.35GHz_802.11ax_HEW20_Nss1,(MCS0)_2TX

EBW

5320MHz

15/08/2023

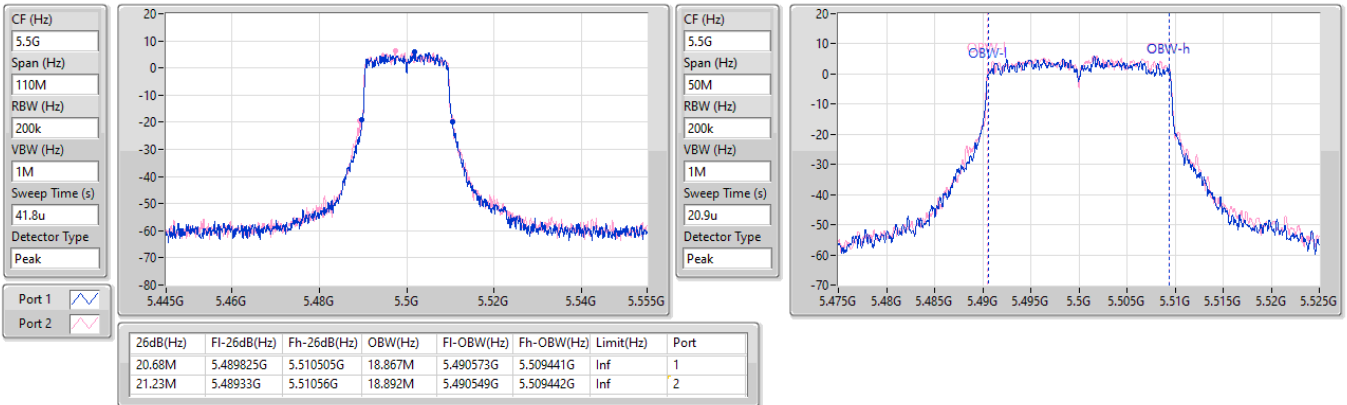


5.47-5.725GHz_802.11ax HEW20_Nss1,(MCS0)_2TX

EBW

5500MHz

15/08/2023

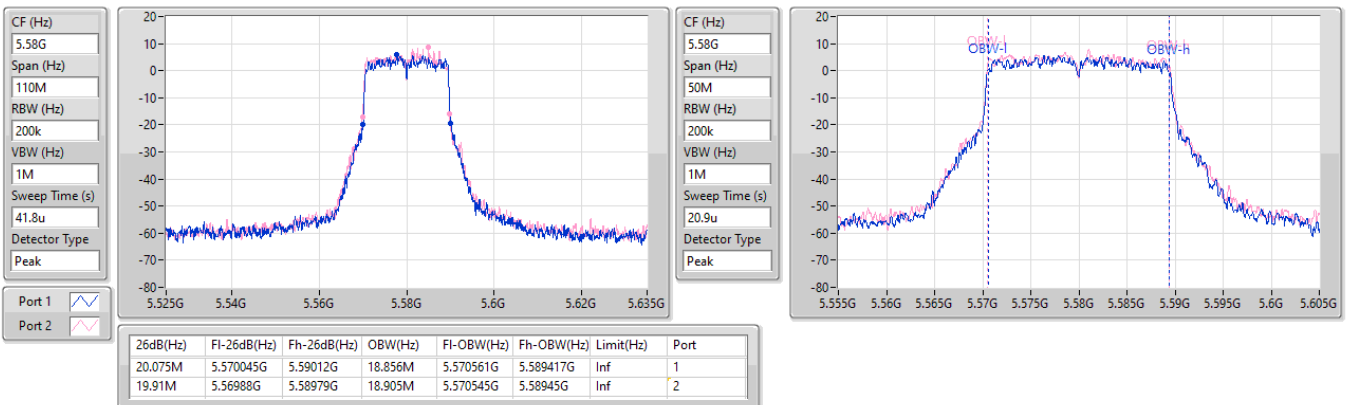


5.47-5.725GHz_802.11ax HEW20_Nss1,(MCS0)_2TX

EBW

5580MHz

15/08/2023

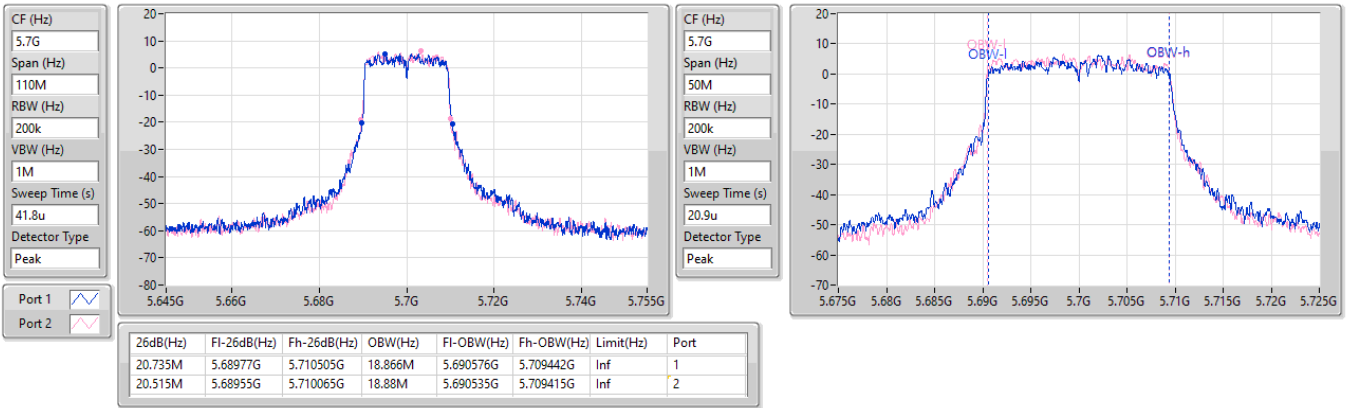


5.47-5.725GHz_802.11ax HEW20_Nss1,(MCS0)_2TX

EBW

5700MHz

15/08/2023

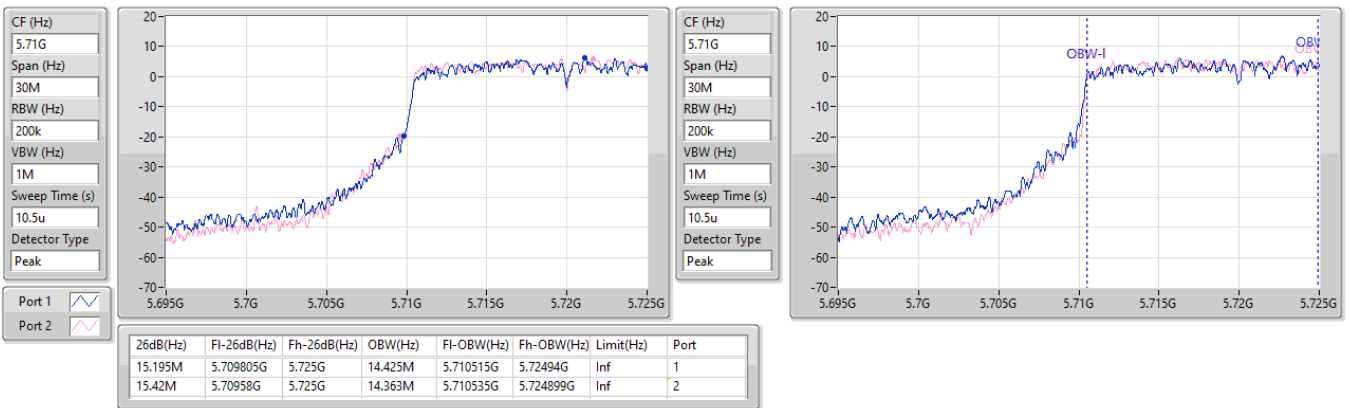


5.47-5.725GHz_802.11ax HEW20_Nss1,(MCS0)_2TX

EBW

5720MHz Straddle 5.47-5.725GHz

15/08/2023

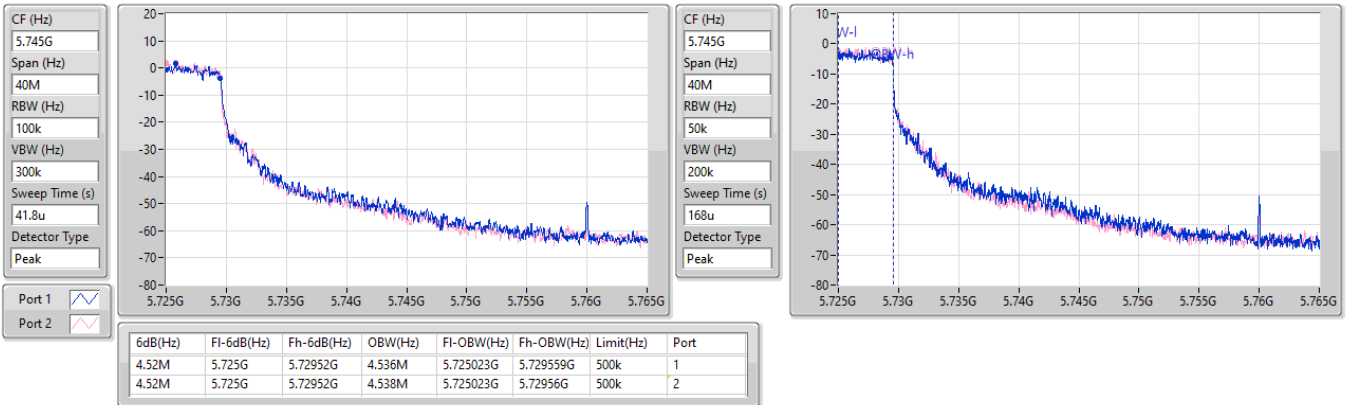


5.725-5.85GHz_802.11ax HEW20_Nss1,(MCS0)_2TX

EBW

5720MHz Straddle 5.725-5.85GHz

15/08/2023

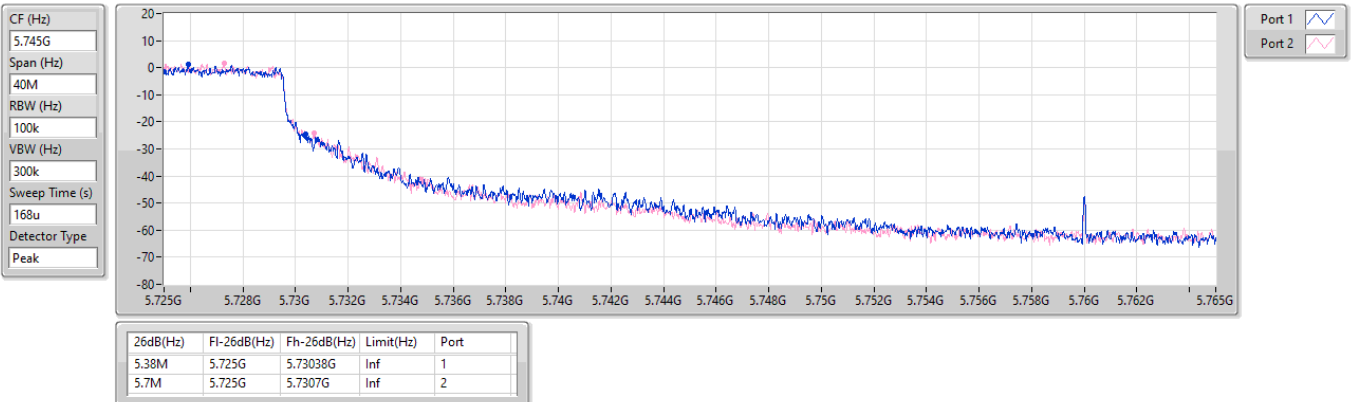


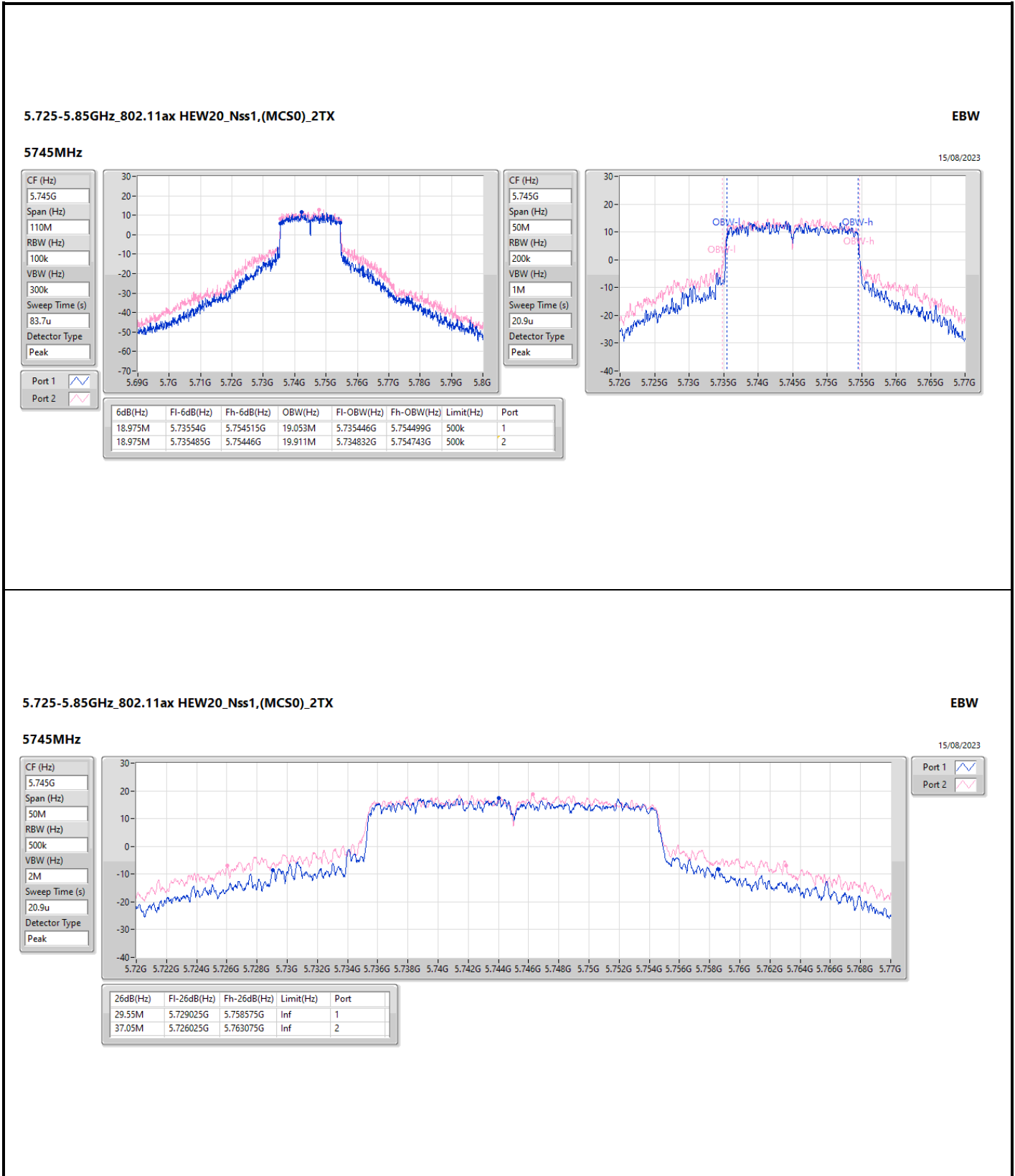
5.725-5.85GHz_802.11ax HEW20_Nss1,(MCS0)_2TX

EBW

5720MHz Straddle 5.725-5.85GHz

15/08/2023





CF (Hz) 5.745G

Span (Hz) 50M

RBW (Hz) 500k

VBW (Hz) 2M

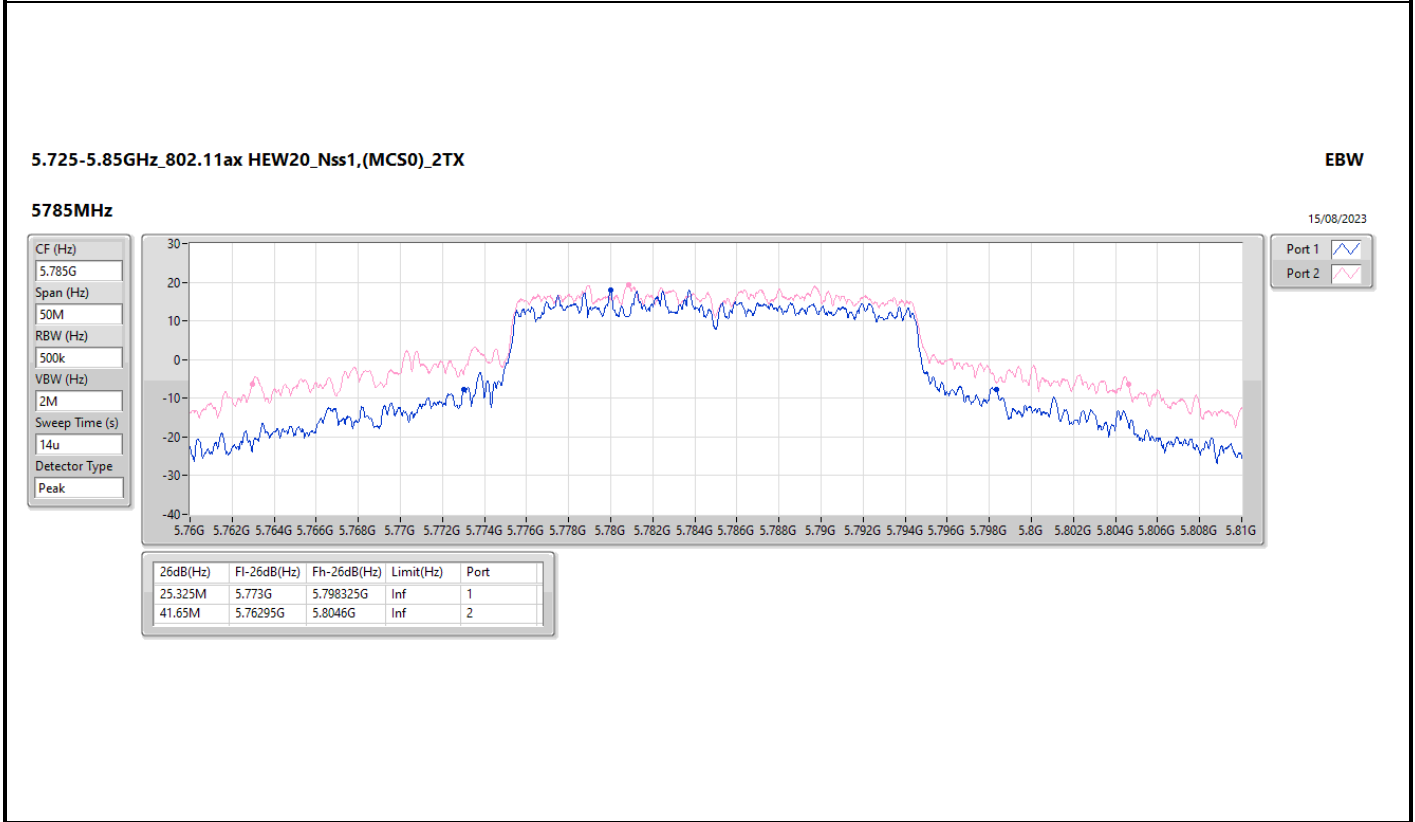
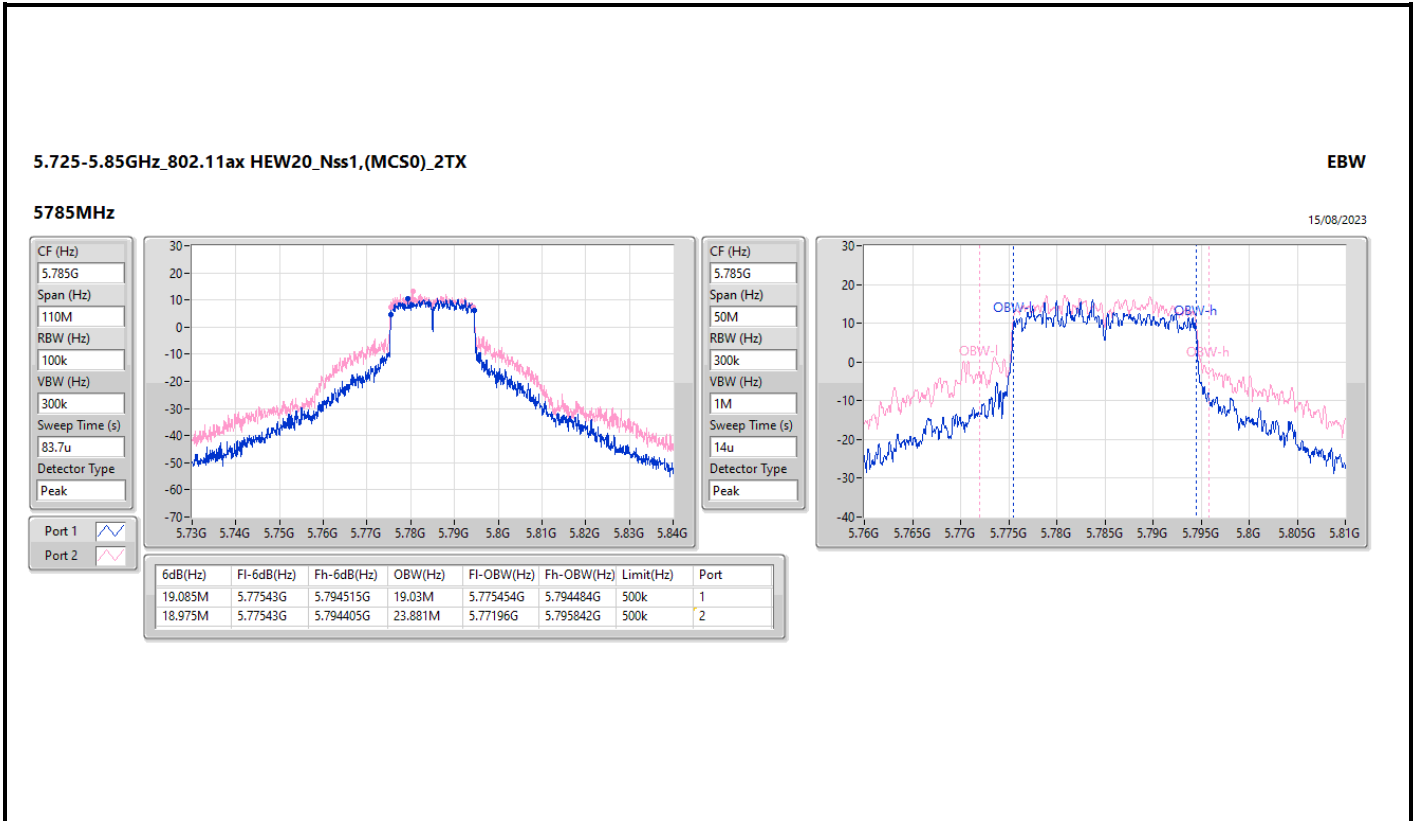
Sweep Time (s) 20.9u

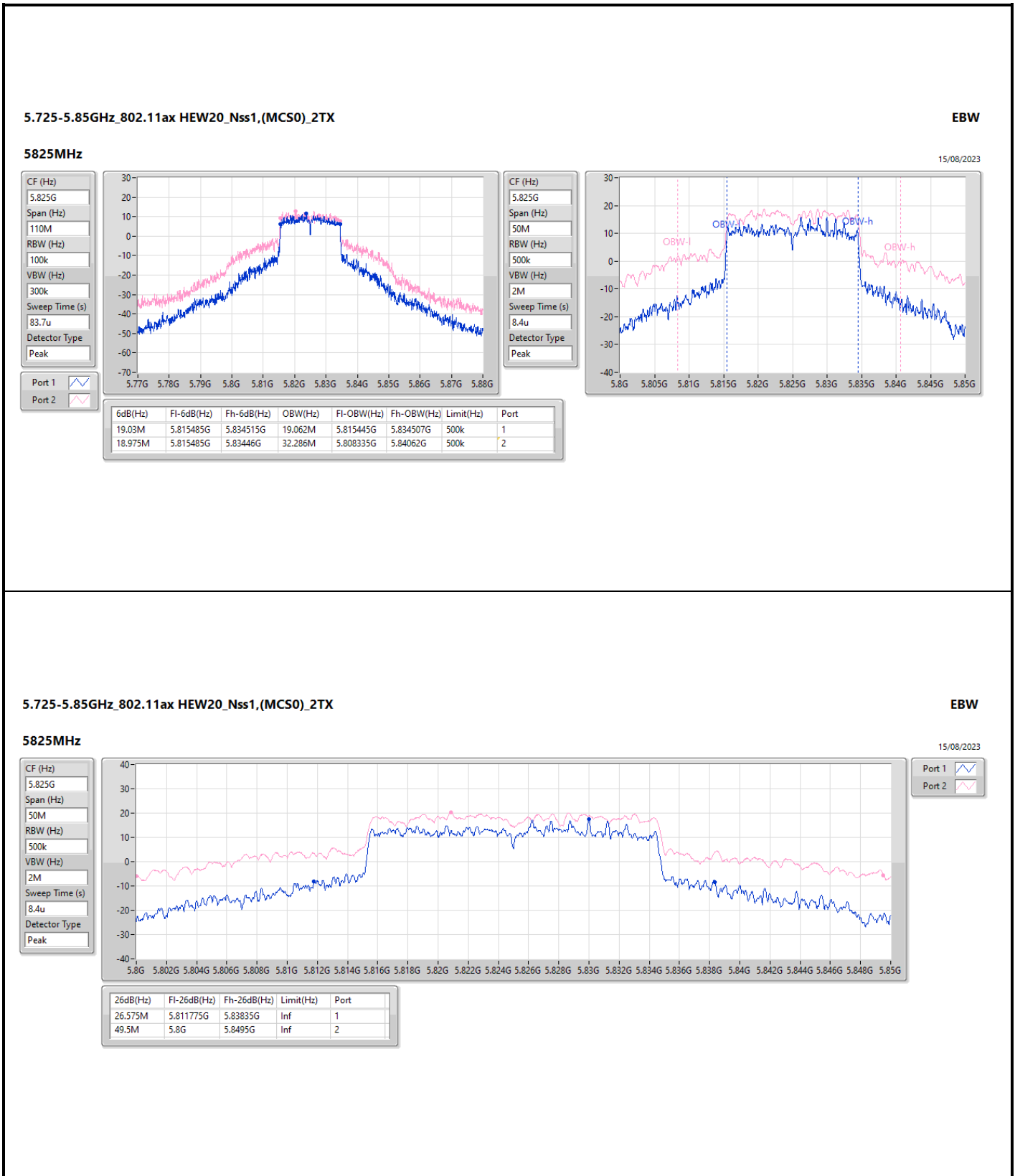
Detector Type Peak

Port 1 

Port 2 







CF (Hz): 5.825G

Span (Hz): 50M

RBW (Hz): 500k

VBW (Hz): 2M

Sweep Time (s): 8.4u

Detector Type: Peak

Port 1:

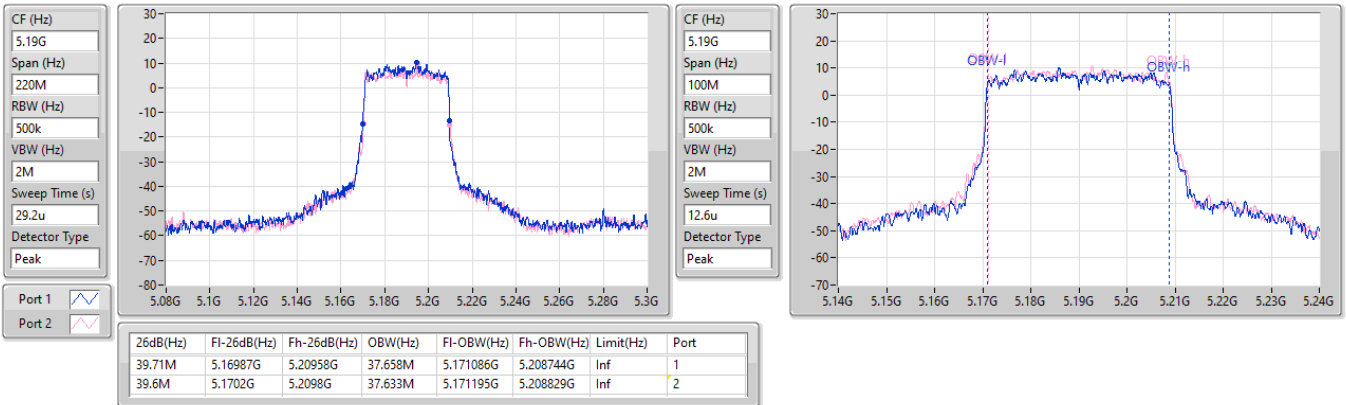
Port 2:

5.15-5.25GHz_802.11ax_HEW40_Nss1,(MCS0)_2TX

EBW

5190MHz

15/08/2023

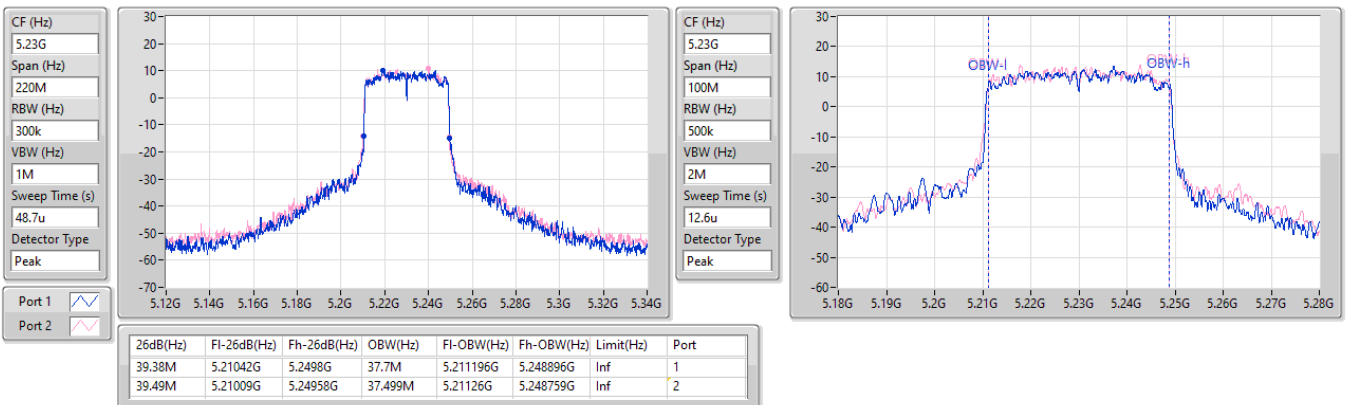


5.15-5.25GHz_802.11ax_HEW40_Nss1,(MCS0)_2TX

EBW

5230MHz

15/08/2023

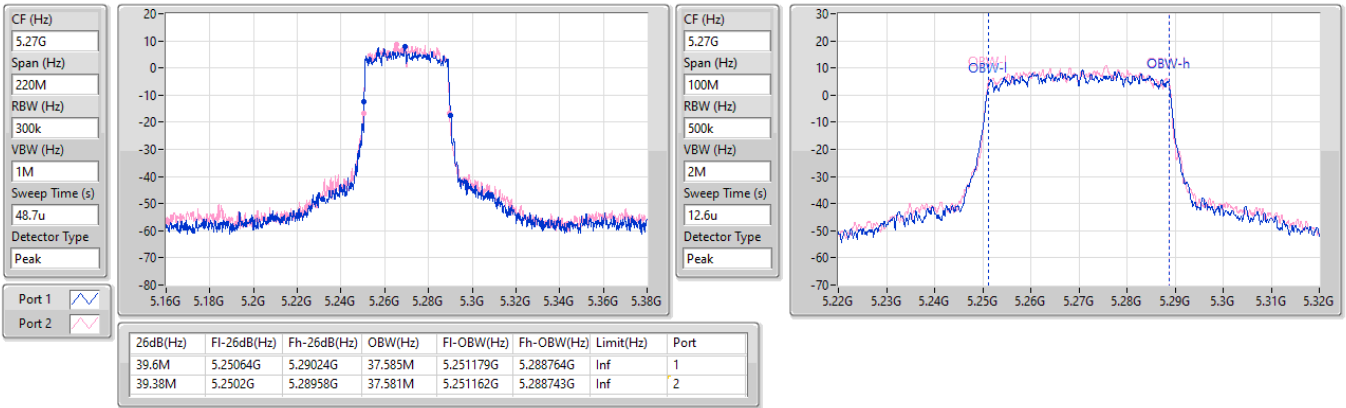


5.25-5.35GHz_802.11ax_HEW40_Nss1,(MCS0)_2TX

EBW

5270MHz

15/08/2023

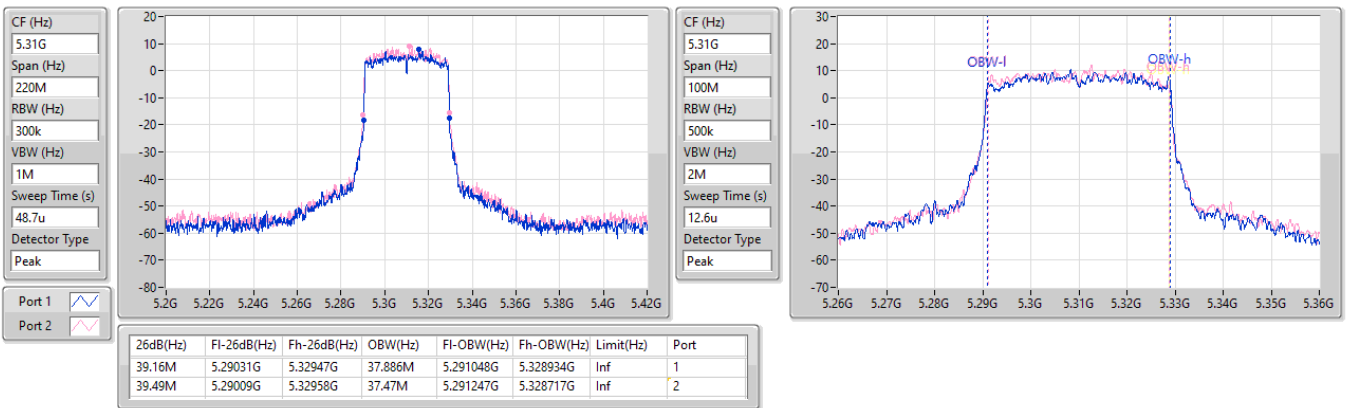


5.25-5.35GHz_802.11ax_HEW40_Nss1,(MCS0)_2TX

EBW

5310MHz

15/08/2023

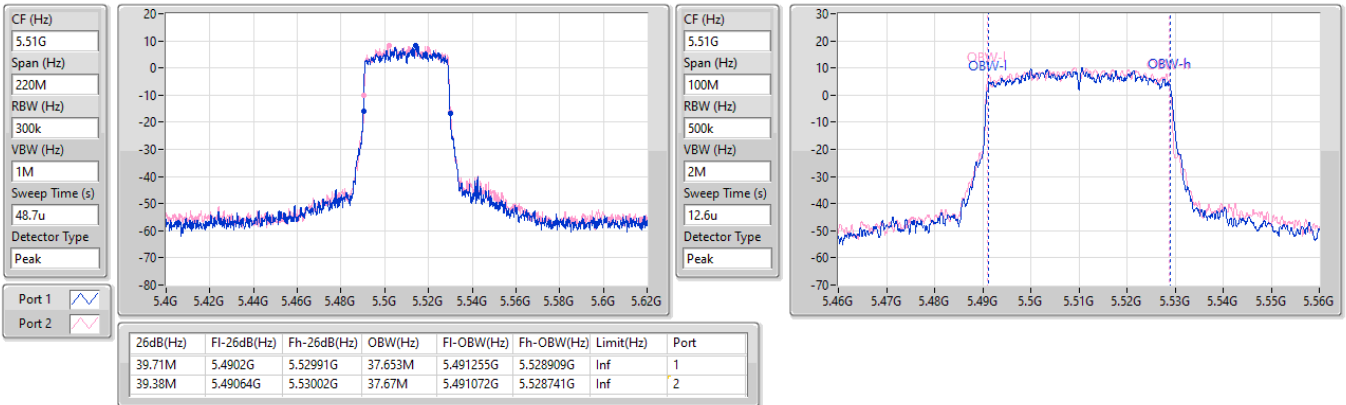


5.47-5.725GHz_802.11ax HEW40_Nss1,(MCS0)_2TX

EBW

5510MHz

15/08/2023

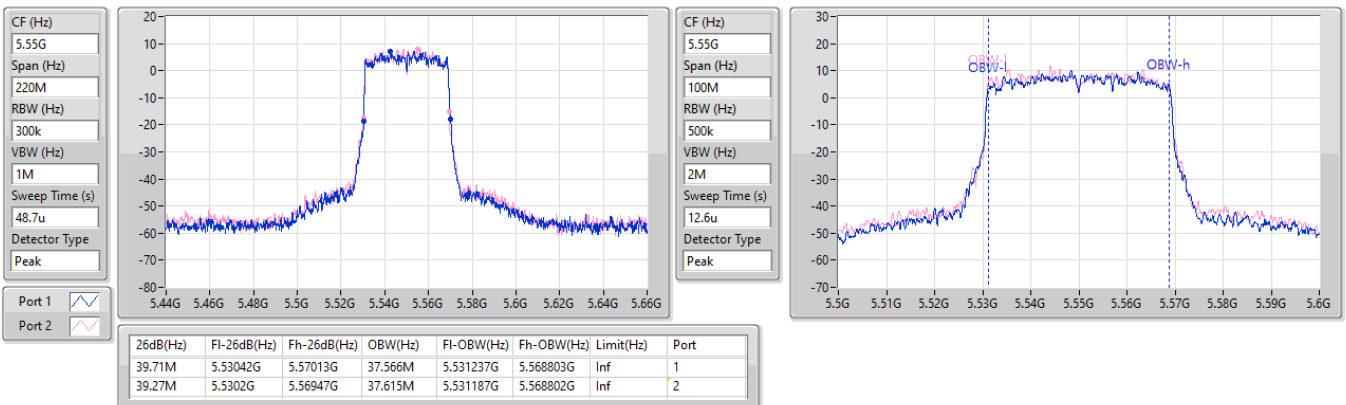


5.47-5.725GHz_802.11ax HEW40_Nss1,(MCS0)_2TX

EBW

5550MHz

15/08/2023

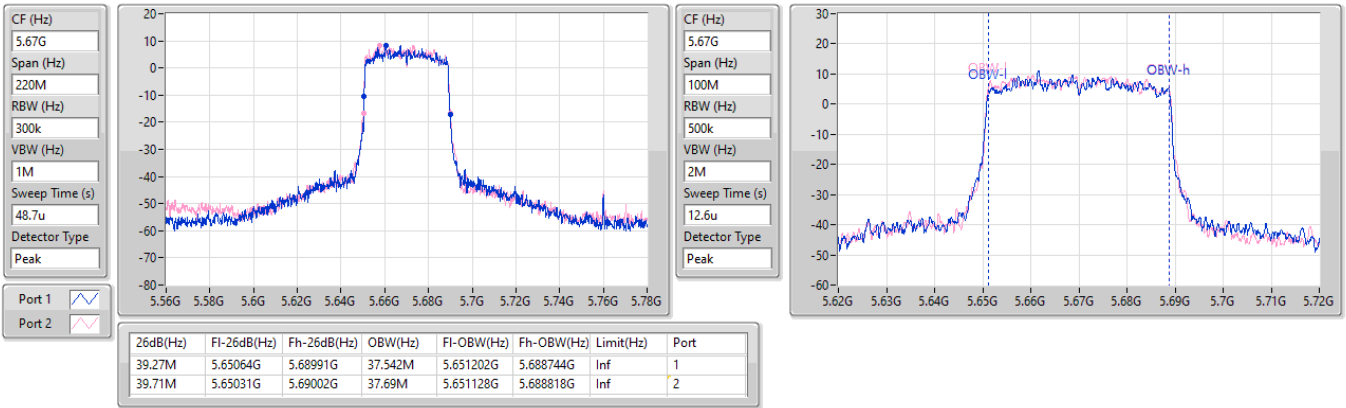


5.47-5.725GHz_802.11ax HEW40_Nss1,(MCS0)_2TX

EBW

5670MHz

15/08/2023

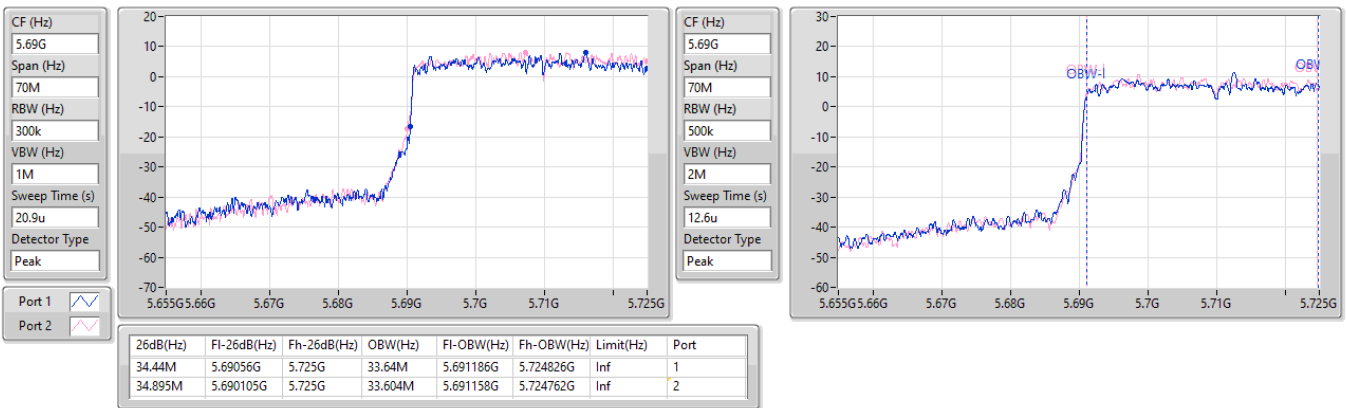


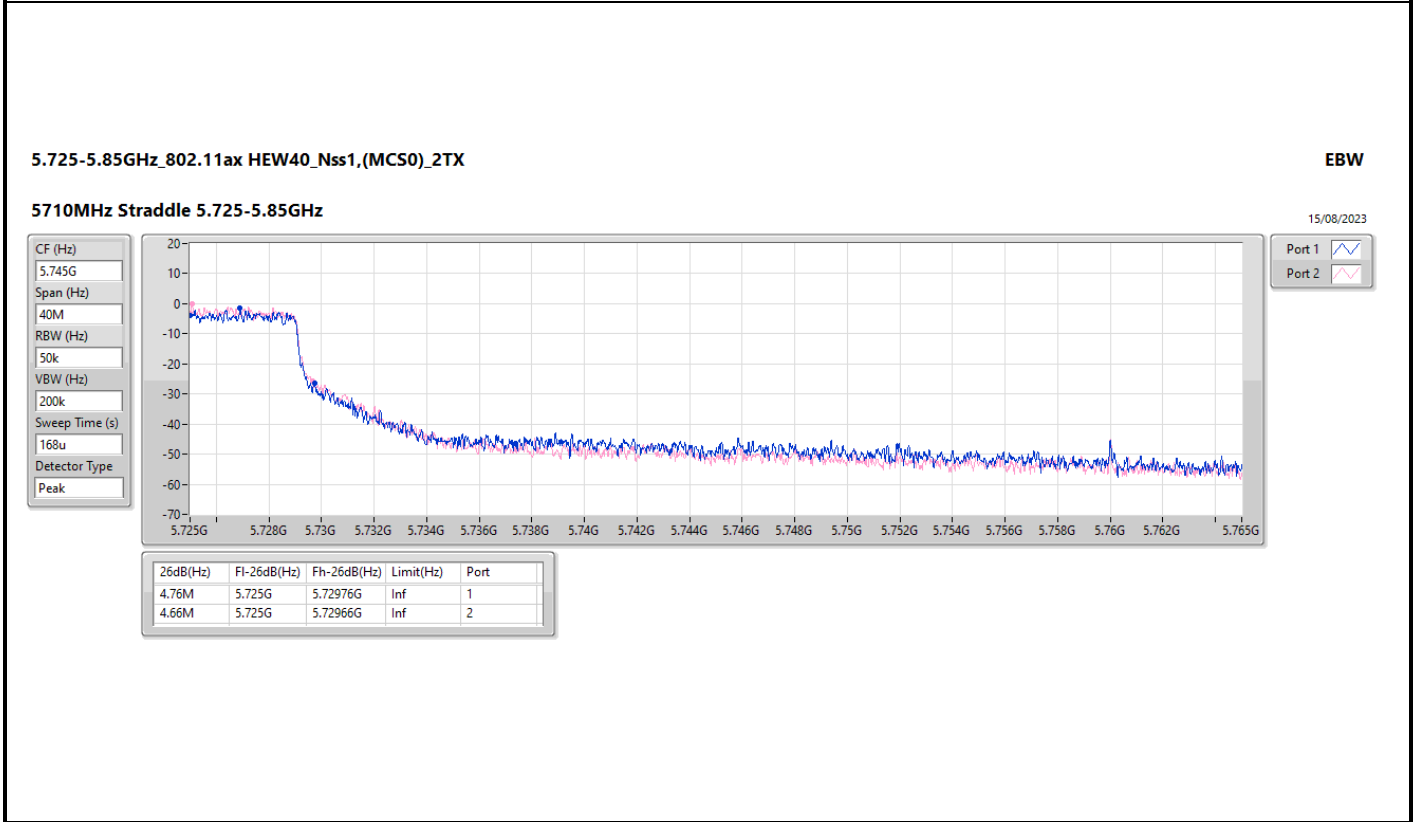
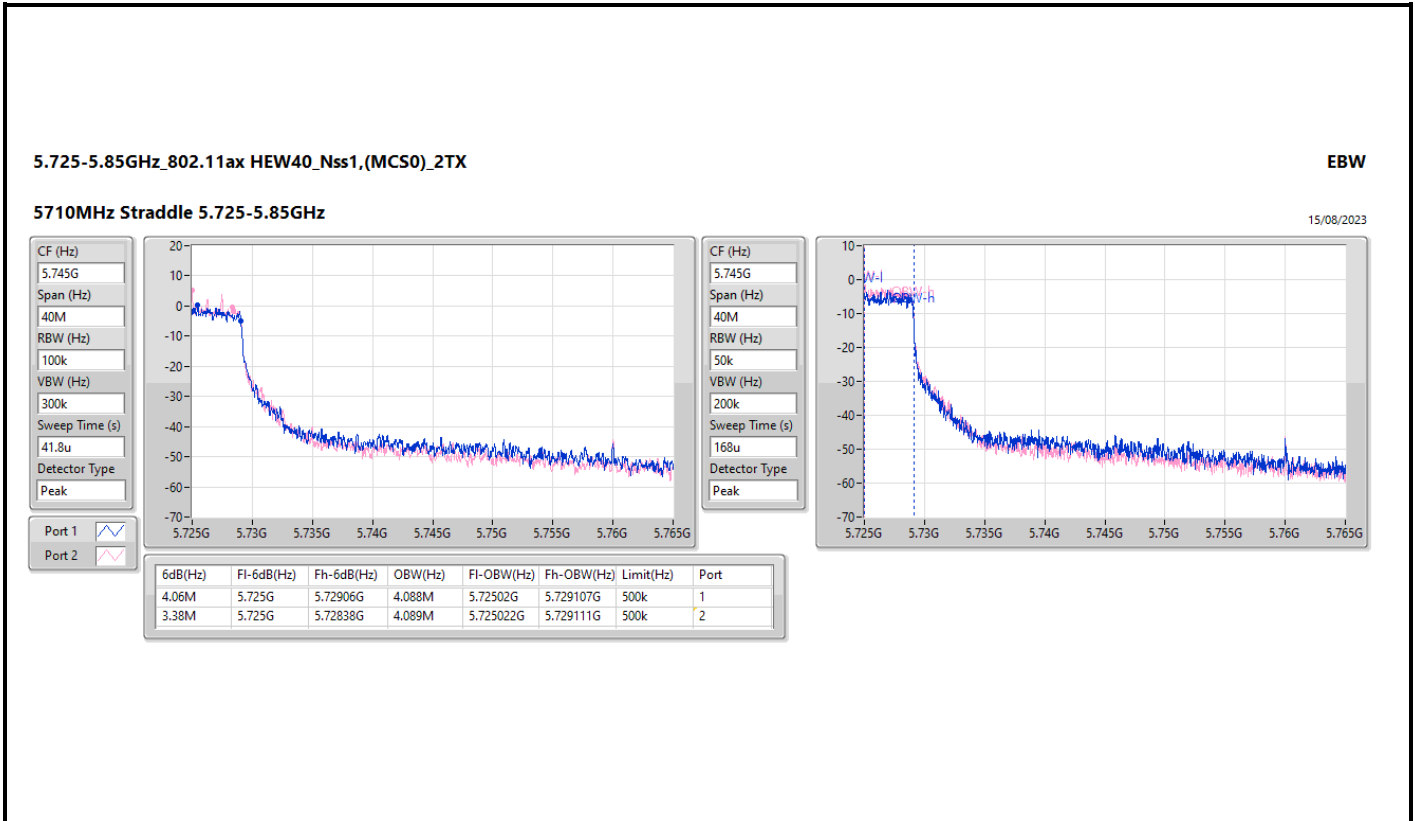
5.47-5.725GHz_802.11ax HEW40_Nss1,(MCS0)_2TX

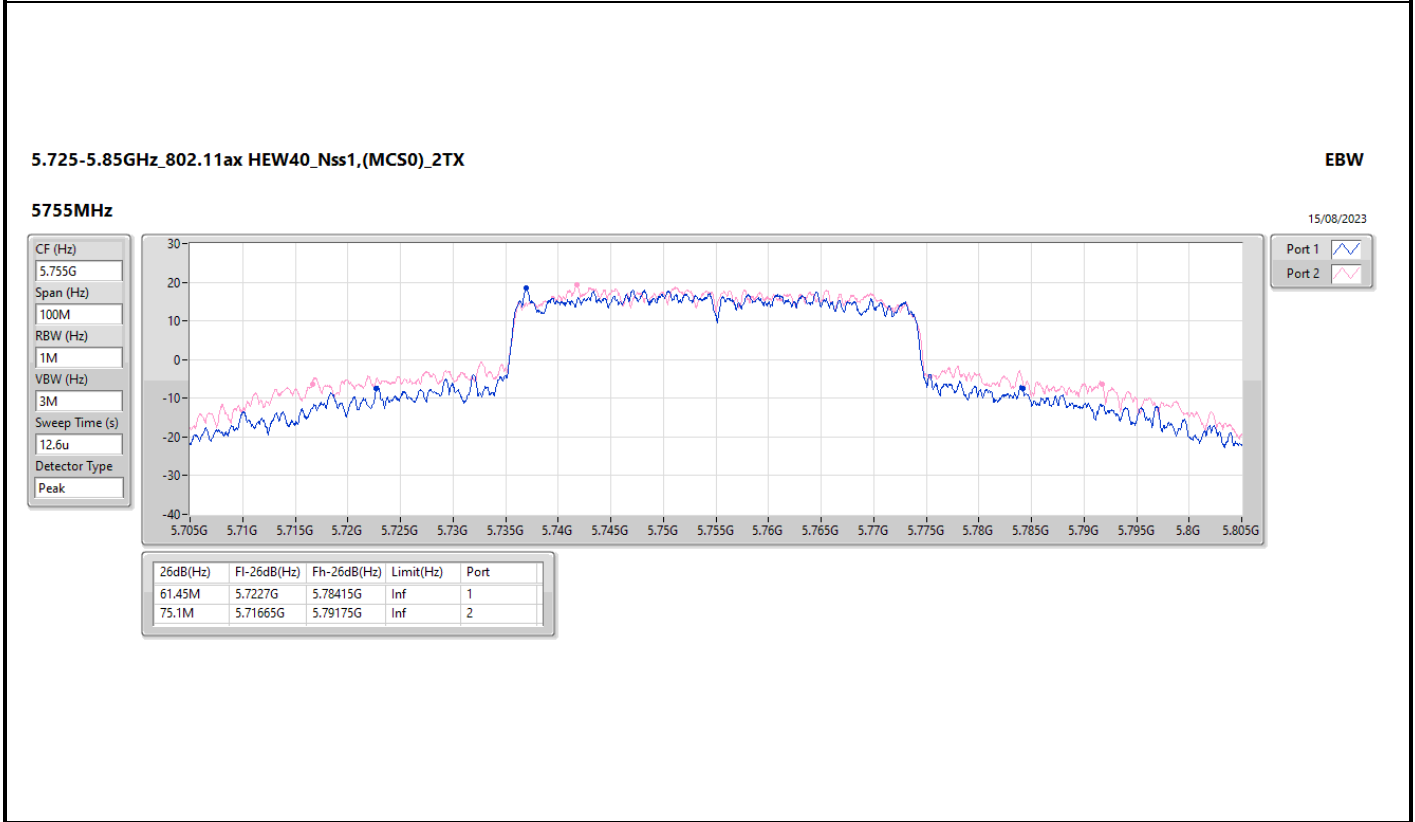
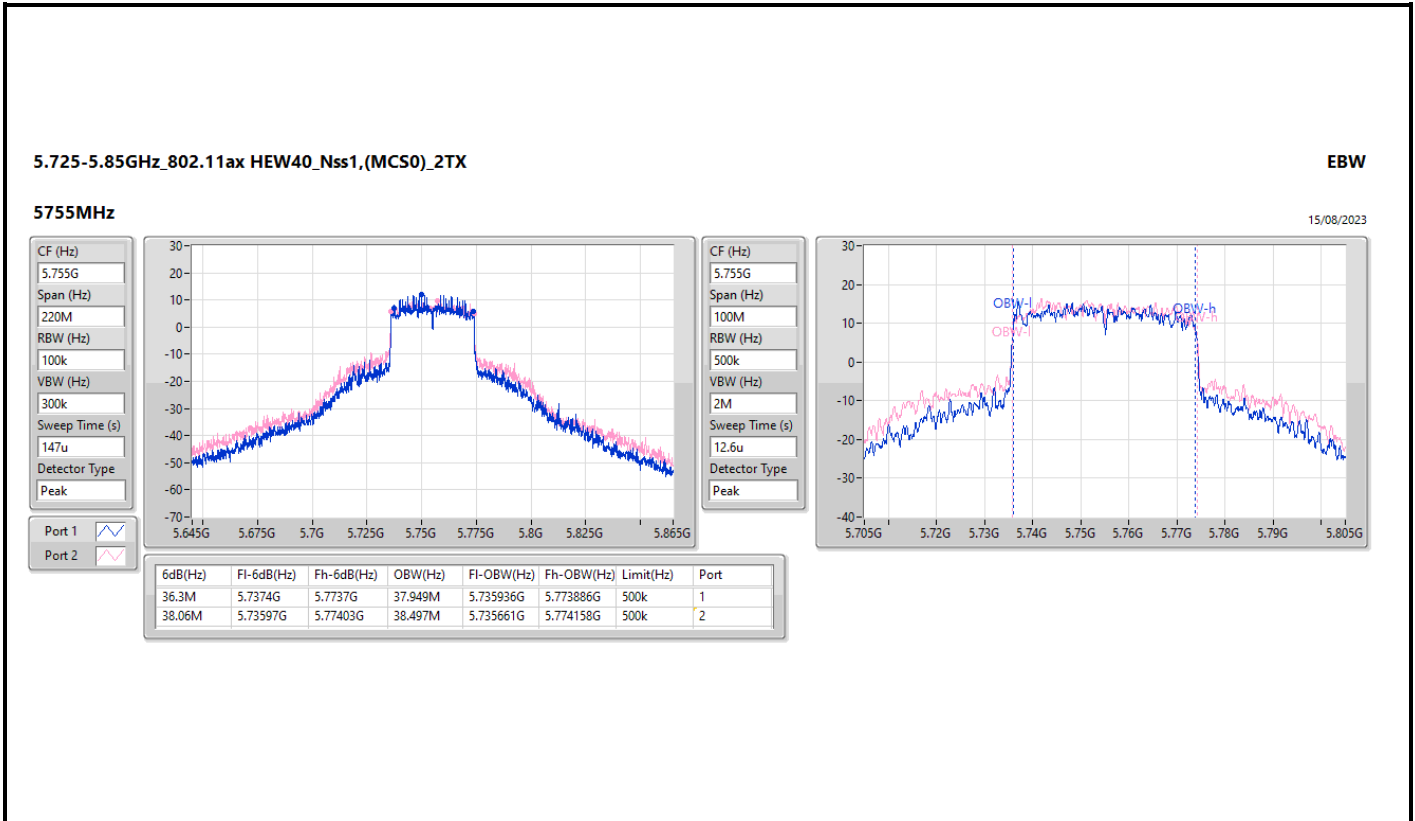
EBW

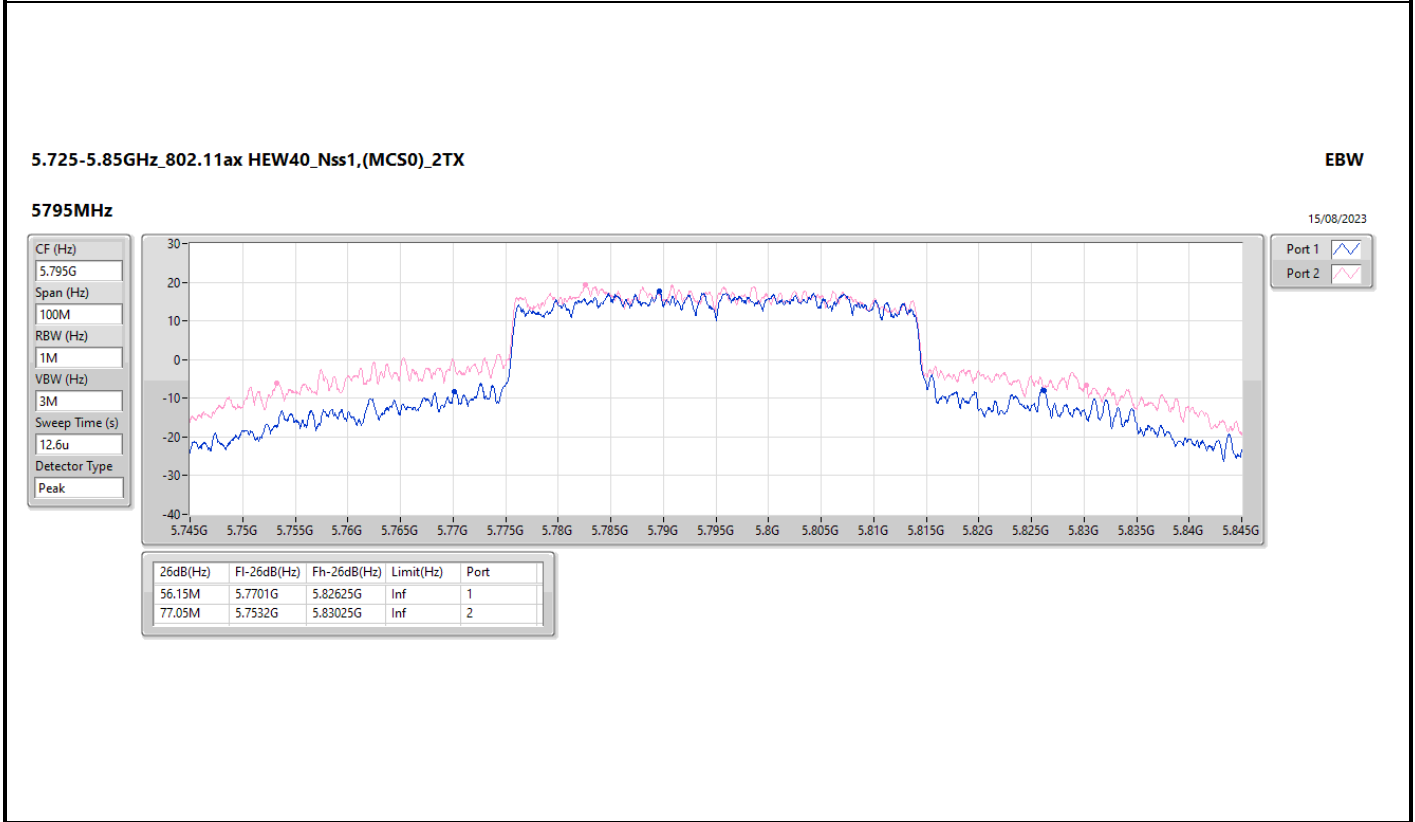
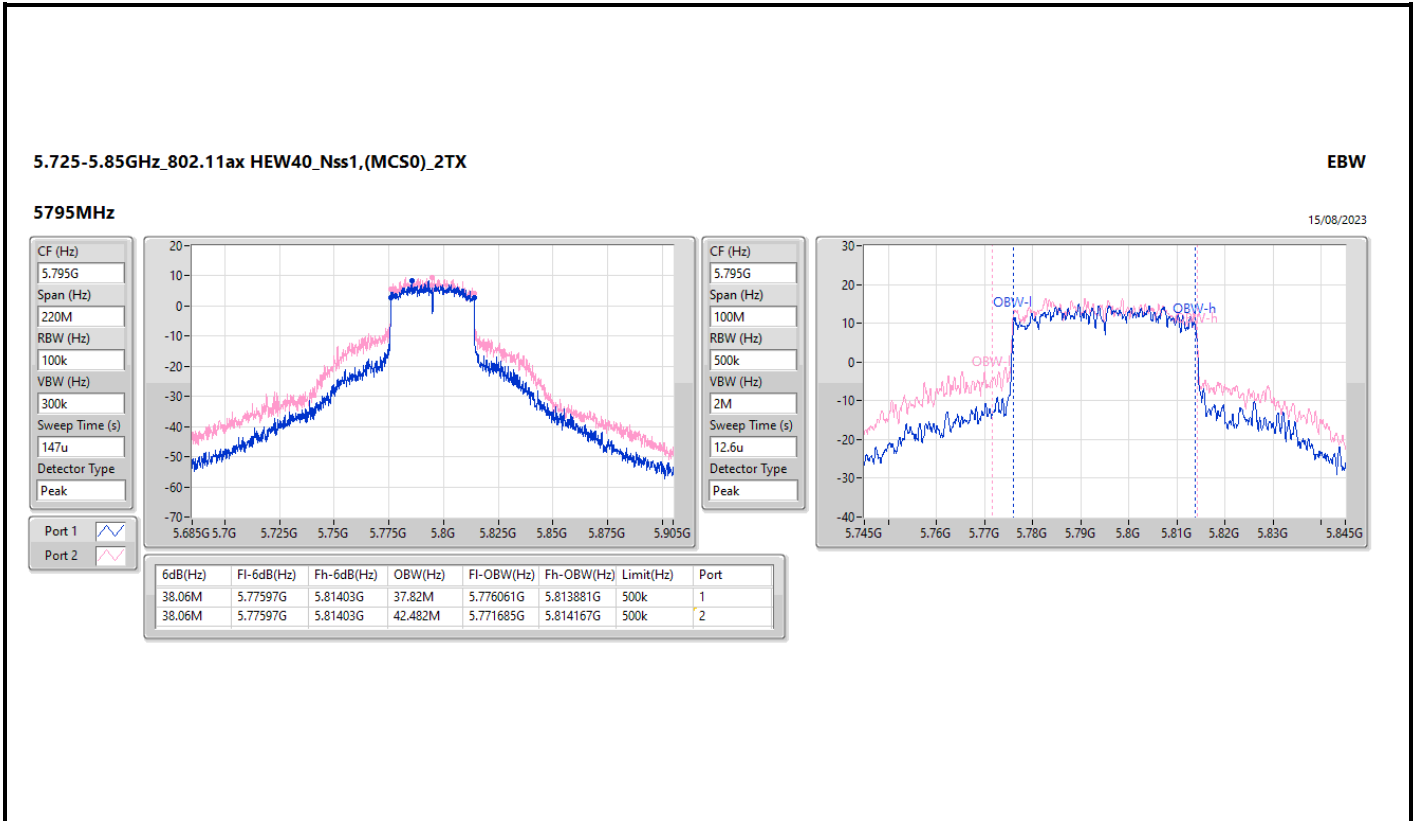
5710MHz Straddle 5.47-5.725GHz

15/08/2023







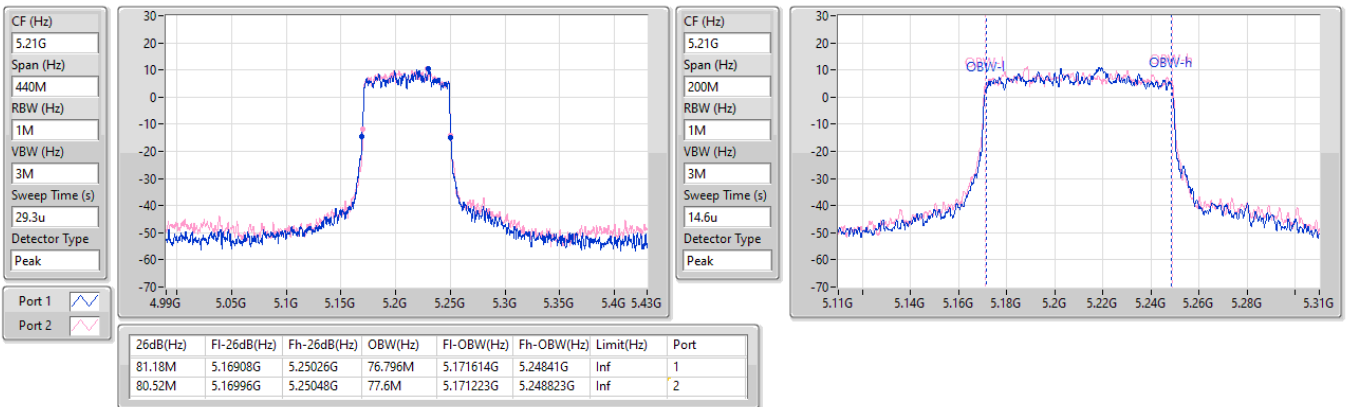


5.15-5.25GHz_802.11ax HEW80_Nss1,(MCS0)_2TX

EBW

5210MHz

15/08/2023

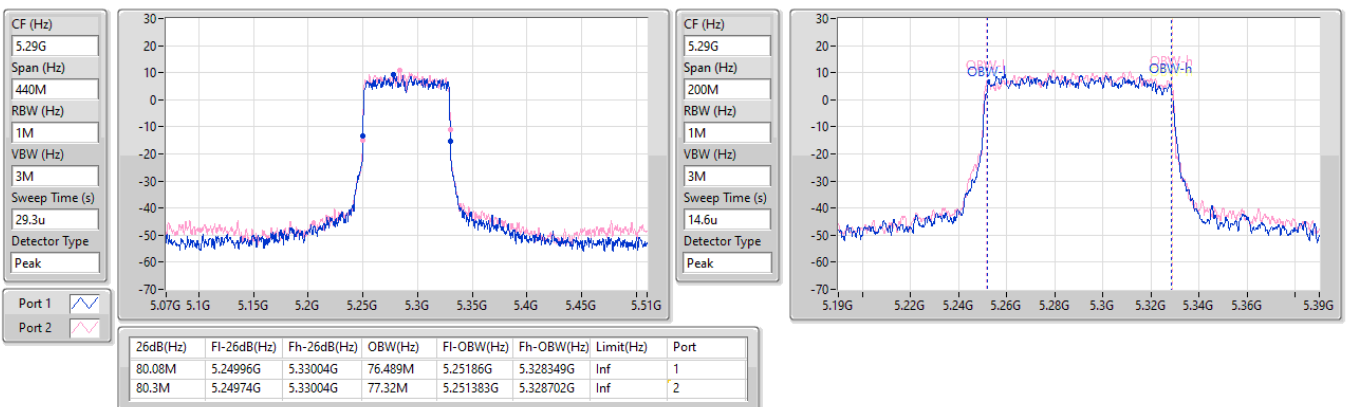


5.25-5.35GHz_802.11ax HEW80_Nss1,(MCS0)_2TX

EBW

5290MHz

15/08/2023

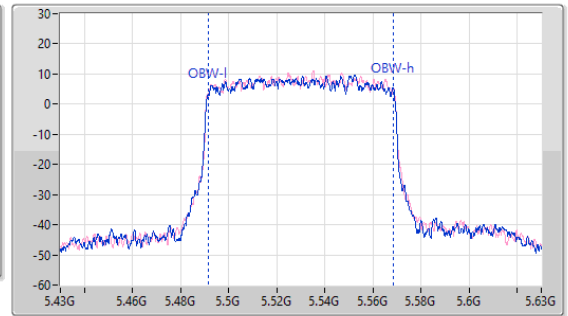
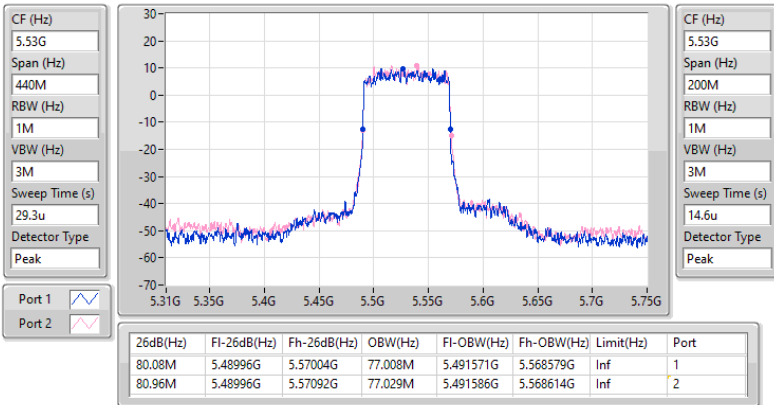


5.47-5.725GHz_802.11ax HEW80_Nss1,(MCS0)_2TX

EBW

5530MHz

15/08/2023

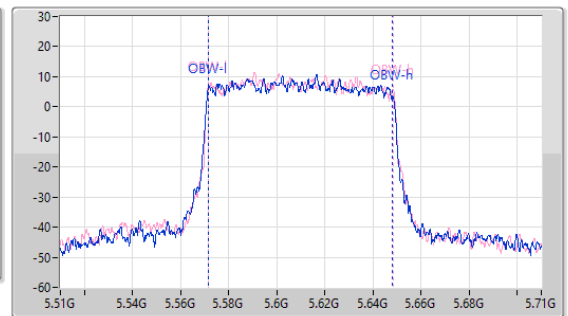
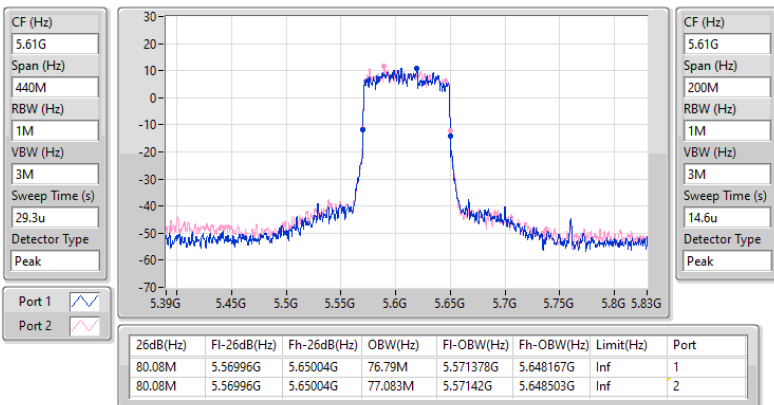


5.47-5.725GHz_802.11ax HEW80_Nss1,(MCS0)_2TX

EBW

5610MHz

15/08/2023

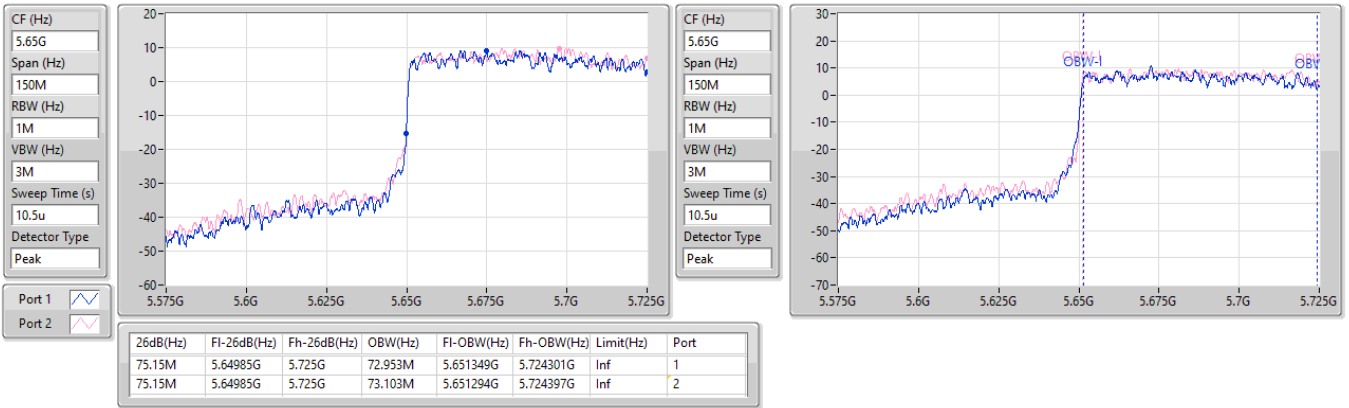


5.47-5.725GHz_802.11ax HEW80_Nss1,(MCS0)_2TX

EBW

5690MHz Straddle 5.47-5.725GHz

15/08/2023

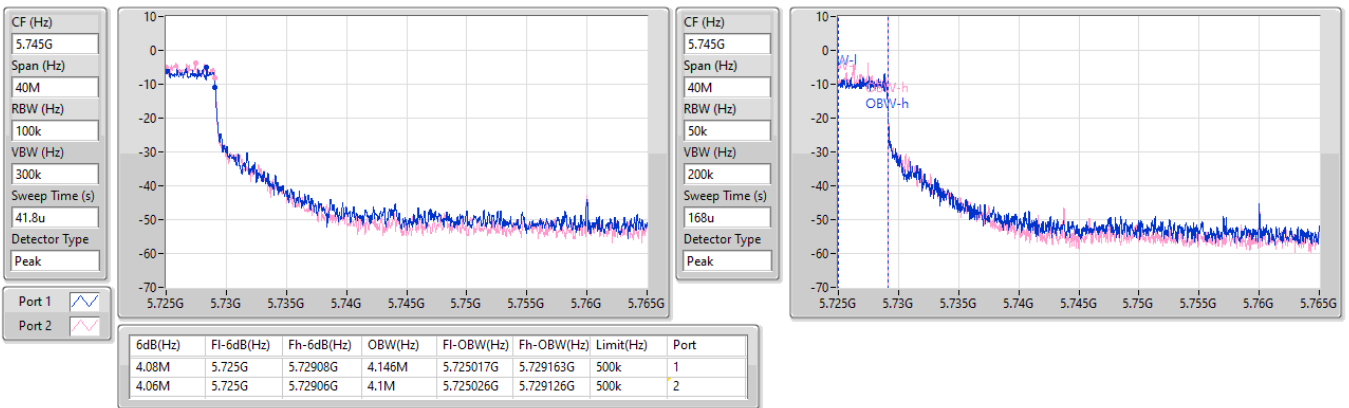


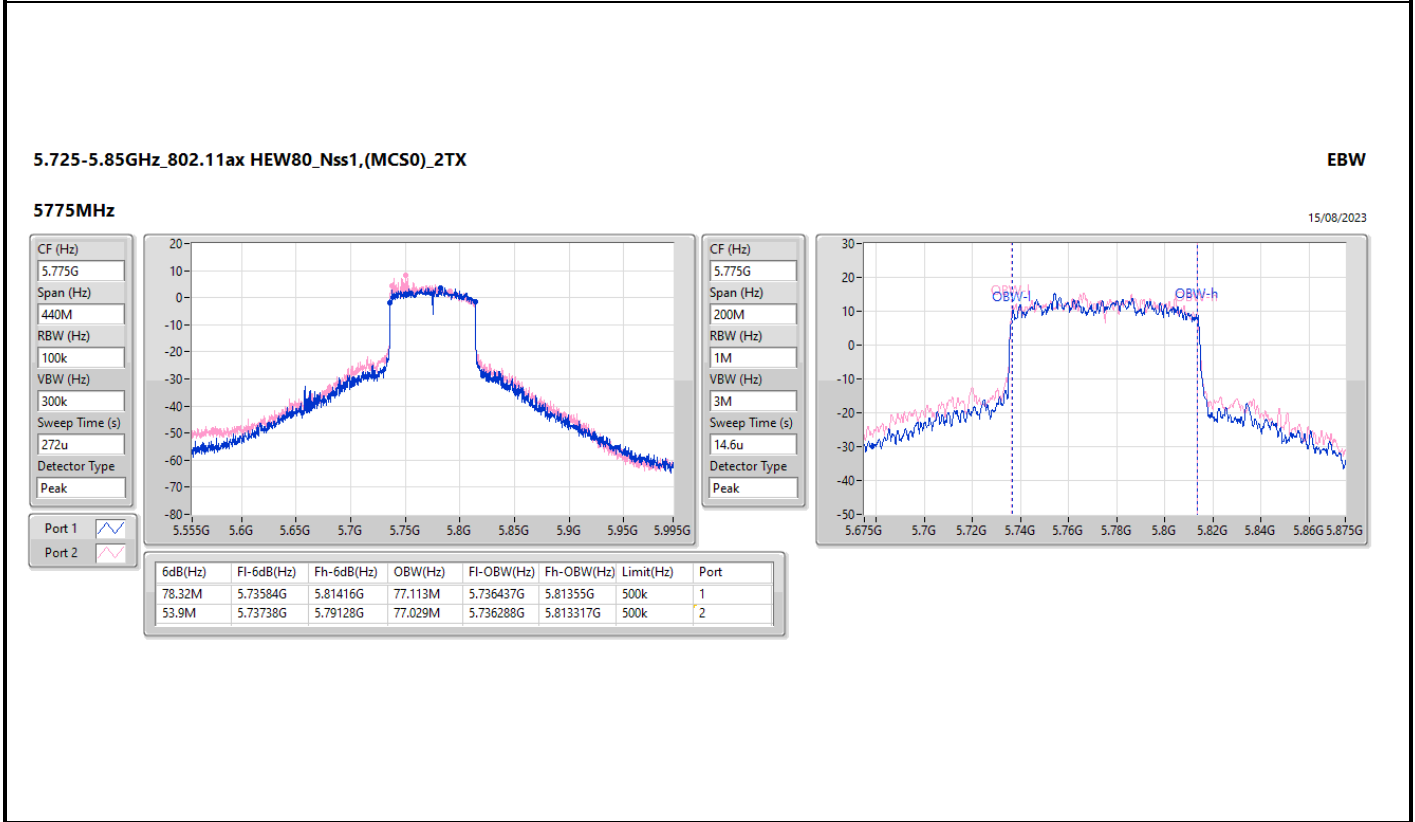
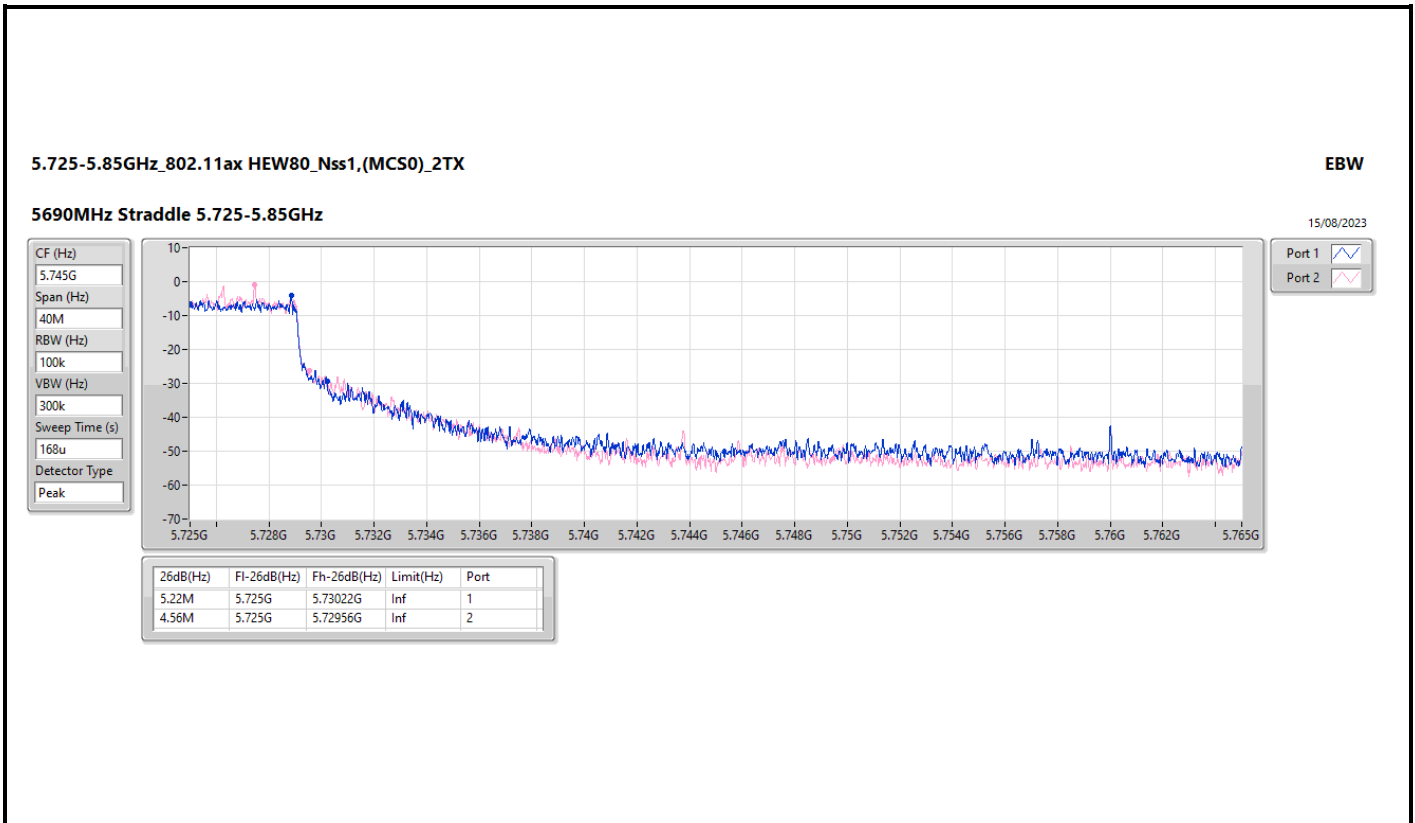
5.725-5.85GHz_802.11ax HEW80_Nss1,(MCS0)_2TX

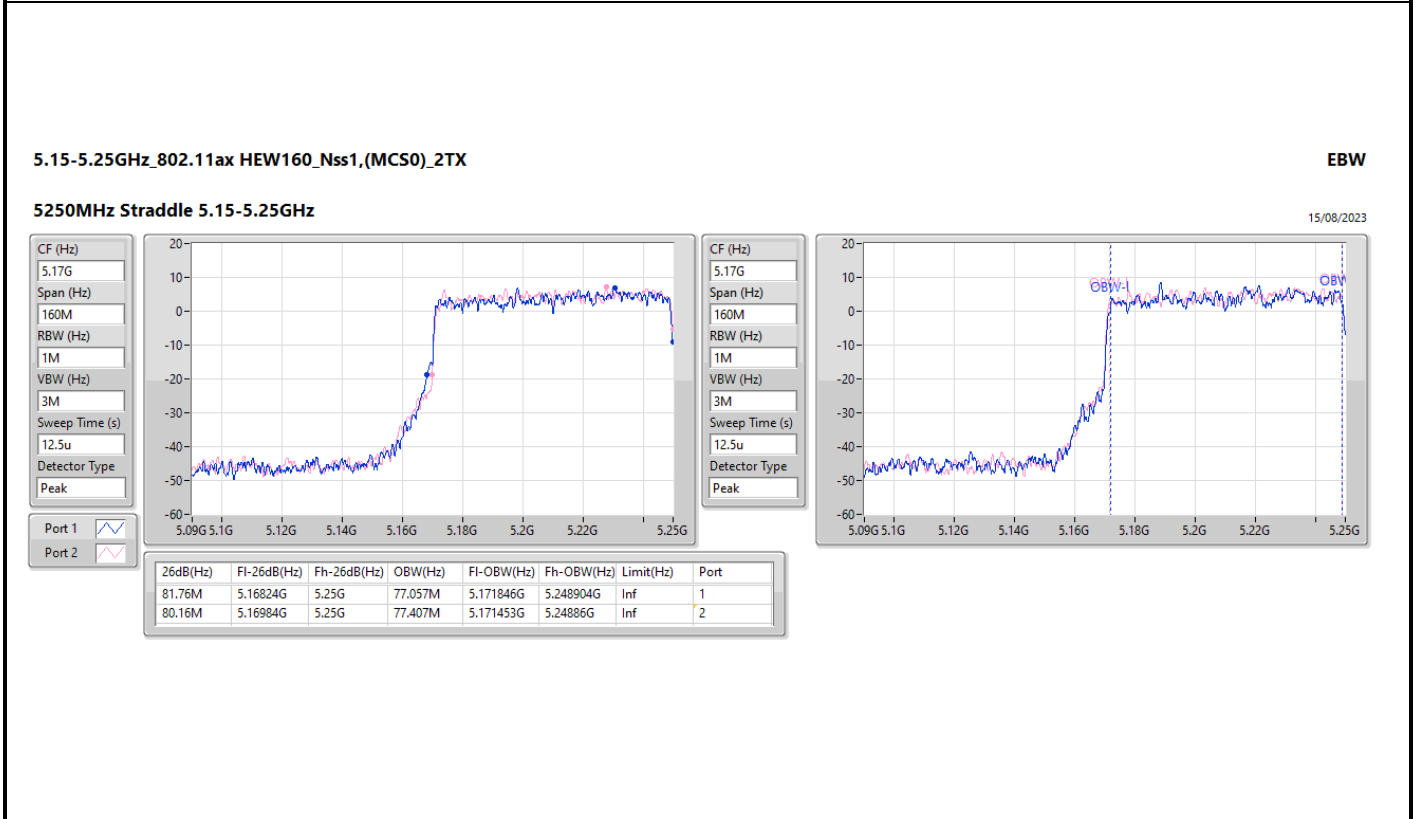
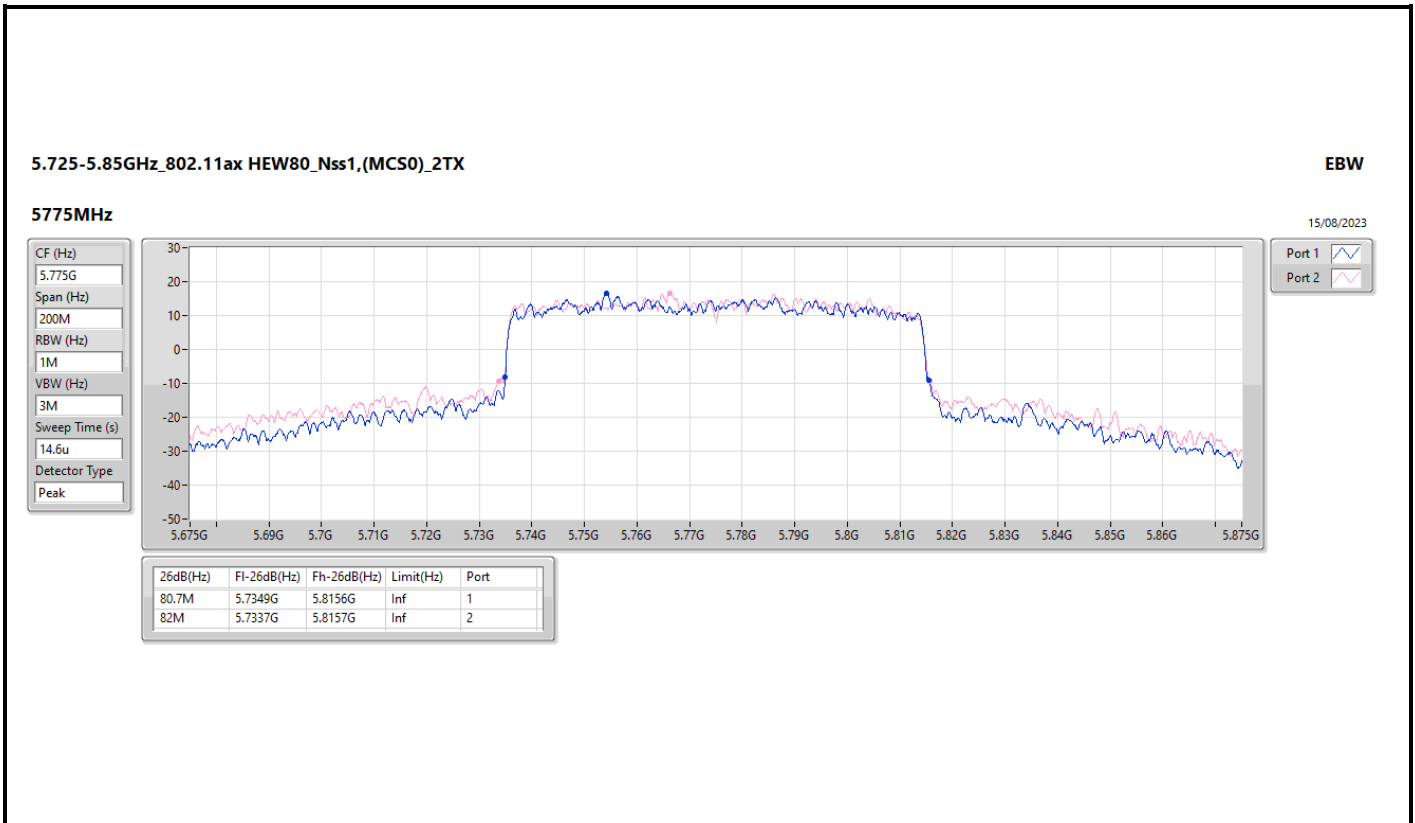
EBW

5690MHz Straddle 5.725-5.85GHz

15/08/2023





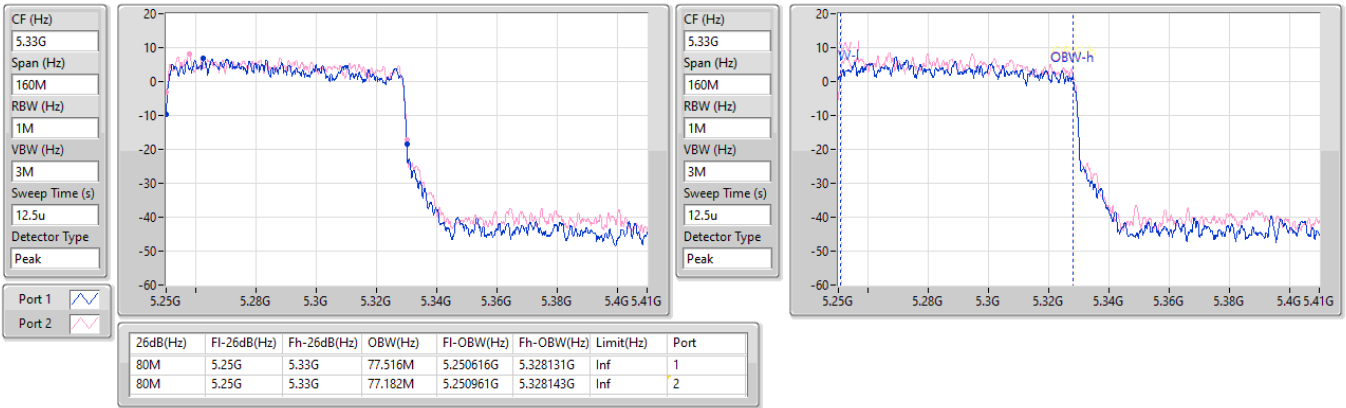


5.25-5.35GHz_802.11ax HEW160_Nss1,(MCS0)_2TX

EBW

5250MHz Straddle 5.25-5.35GHz

15/08/2023

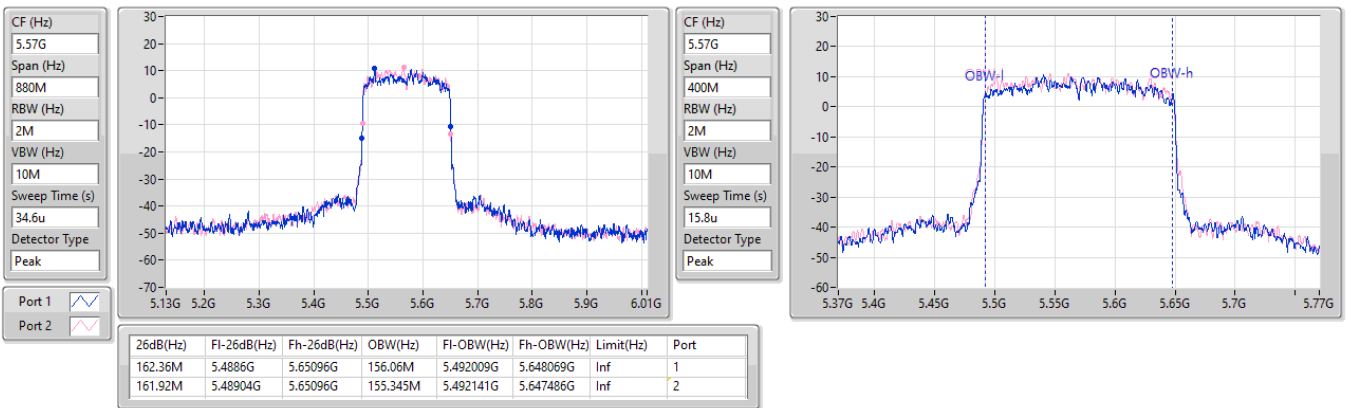


5.47-5.725GHz_802.11ax HEW160_Nss1,(MCS0)_2TX

EBW

5570MHz

15/08/2023



Summary

Mode	Max-N dB (Hz)	Max-OBW (Hz)	ITU-Code	Min-N dB (Hz)	Min-OBW (Hz)
5.15-5.25GHz	-	-	-	-	-
802.11a_Nss1,(6Mbps)_2TX	19.635M	16.413M	16M4D1D	18.975M	16.34M
802.11ax HEW20_Nss1,(MCS0)_2TX	20.79M	18.899M	18M9D1D	20.24M	18.845M
802.11ax HEW40_Nss1,(MCS0)_2TX	39.6M	37.738M	37M7D1D	39.27M	37.524M
802.11ax HEW80_Nss1,(MCS0)_2TX	80.74M	77.104M	77M1D1D	80.3M	77.043M
802.11ax HEW160_Nss1,(MCS0)_2TX	80.72M	77.247M	77M2D1D	80.48M	77.077M
5.25-5.35GHz	-	-	-	-	-
802.11a_Nss1,(6Mbps)_2TX	19.25M	16.409M	16M4D1D	18.26M	16.325M
802.11ax HEW20_Nss1,(MCS0)_2TX	21.67M	18.926M	18M9D1D	19.91M	18.811M
802.11ax HEW40_Nss1,(MCS0)_2TX	39.49M	37.766M	37M8D1D	39.05M	37.575M
802.11ax HEW80_Nss1,(MCS0)_2TX	80.08M	76.987M	77M0D1D	80.08M	76.904M
802.11ax HEW160_Nss1,(MCS0)_2TX	80M	77.316M	77M3D1D	79.92M	77.244M
5.47-5.725GHz	-	-	-	-	-
802.11a_Nss1,(6Mbps)_2TX	20.02M	16.456M	16M5D1D	14.91M	13.163M
802.11ax HEW20_Nss1,(MCS0)_2TX	20.57M	18.893M	18M9D1D	15.045M	14.384M
802.11ax HEW40_Nss1,(MCS0)_2TX	39.82M	37.713M	37M7D1D	34.58M	33.566M
802.11ax HEW80_Nss1,(MCS0)_2TX	82.06M	77.578M	77M6D1D	75.15M	73.017M
802.11ax HEW160_Nss1,(MCS0)_2TX	161.92M	155.012M	155MD1D	161.92M	154.836M
5.725-5.85GHz	-	-	-	-	-
802.11a_Nss1,(6Mbps)_2TX	16.39M	29.63M	29M6D1D	3.18M	3.484M
802.11ax HEW20_Nss1,(MCS0)_2TX	19.085M	28.781M	28M8D1D	4.5M	4.535M
802.11ax HEW40_Nss1,(MCS0)_2TX	38.06M	38.542M	38M5D1D	4.06M	4.072M
802.11ax HEW80_Nss1,(MCS0)_2TX	78.1M	77.197M	77M2D1D	4.06M	4.1M

Max-N dB = Maximum 6dB down bandwidth for 5.725-5.85GHz band / Maximum 26dB down bandwidth for other band;
 Max-OBW = Maximum 99% occupied bandwidth;
 Min-N dB = Minimum 6dB down bandwidth for 5.725-5.85GHz band / Maximum 26dB down bandwidth for other band;
 Min-OBW = Minimum 99% occupied bandwidth



Result

Mode	Result	Limit (Hz)	Port 1-N dB (Hz)	Port 1-OBW (Hz)	Port 2-N dB (Hz)	Port 2-OBW (Hz)
802.11a_Nss1,(6Mbps)_2TX	-	-	-	-	-	-
5180MHz	Pass	Inf	19.14M	16.413M	19.03M	16.409M
5200MHz	Pass	Inf	18.975M	16.34M	19.635M	16.342M
5240MHz	Pass	Inf	19.635M	16.379M	19.36M	16.387M
5260MHz	Pass	Inf	19.25M	16.325M	18.92M	16.331M
5300MHz	Pass	Inf	19.03M	16.328M	18.7M	16.409M
5320MHz	Pass	Inf	19.195M	16.396M	18.26M	16.361M
5500MHz	Pass	Inf	19.305M	16.36M	19.36M	16.318M
5580MHz	Pass	Inf	19.69M	16.349M	19.965M	16.393M
5700MHz	Pass	Inf	18.92M	16.456M	20.02M	16.396M
5720MHz Straddle 5.47-5.725GHz	Pass	Inf	15.015M	13.163M	14.91M	13.169M
5720MHz Straddle 5.725-5.85GHz	Pass	500k	3.24M	3.487M	3.18M	3.484M
5745MHz	Pass	500k	16.39M	27.383M	16.39M	17.344M
5785MHz	Pass	500k	16.39M	27.013M	16.39M	21.74M
5825MHz	Pass	500k	16.39M	29.037M	15.125M	29.63M
802.11ax HEW20_Nss1,(MCS0)_2TX	-	-	-	-	-	-
5180MHz	Pass	Inf	20.35M	18.874M	20.68M	18.896M
5200MHz	Pass	Inf	20.24M	18.845M	20.79M	18.877M
5240MHz	Pass	Inf	20.24M	18.899M	20.295M	18.889M
5260MHz	Pass	Inf	20.02M	18.925M	20.295M	18.811M
5300MHz	Pass	Inf	20.625M	18.866M	19.91M	18.89M
5320MHz	Pass	Inf	21.67M	18.862M	21.175M	18.926M
5500MHz	Pass	Inf	20.02M	18.798M	20.46M	18.893M
5580MHz	Pass	Inf	20.515M	18.855M	20.24M	18.856M
5700MHz	Pass	Inf	20.24M	18.799M	20.57M	18.88M
5720MHz Straddle 5.47-5.725GHz	Pass	Inf	15.075M	14.384M	15.045M	14.418M
5720MHz Straddle 5.725-5.85GHz	Pass	500k	4.5M	4.566M	4.52M	4.535M
5745MHz	Pass	500k	19.03M	26.308M	19.03M	19.68M
5785MHz	Pass	500k	18.975M	26.186M	19.085M	20.87M
5825MHz	Pass	500k	19.085M	27.691M	19.085M	28.781M
802.11ax HEW40_Nss1,(MCS0)_2TX	-	-	-	-	-	-
5190MHz	Pass	Inf	39.6M	37.593M	39.38M	37.524M
5230MHz	Pass	Inf	39.27M	37.738M	39.38M	37.539M
5270MHz	Pass	Inf	39.16M	37.576M	39.05M	37.766M
5310MHz	Pass	Inf	39.27M	37.582M	39.49M	37.575M
5510MHz	Pass	Inf	39.71M	37.558M	39.38M	37.713M
5550MHz	Pass	Inf	39.05M	37.596M	39.27M	37.635M
5670MHz	Pass	Inf	39.05M	37.614M	39.82M	37.524M
5710MHz Straddle 5.47-5.725GHz	Pass	Inf	34.58M	33.819M	34.755M	33.566M
5710MHz Straddle 5.725-5.85GHz	Pass	500k	4.14M	4.072M	4.06M	4.09M
5755MHz	Pass	500k	38.06M	37.706M	38.06M	38.016M
5795MHz	Pass	500k	38.06M	38.111M	38.06M	38.542M
802.11ax HEW80_Nss1,(MCS0)_2TX	-	-	-	-	-	-
5210MHz	Pass	Inf	80.74M	77.104M	80.3M	77.043M
5290MHz	Pass	Inf	80.08M	76.904M	80.08M	76.987M
5530MHz	Pass	Inf	80.52M	77.578M	80.08M	76.857M
5610MHz	Pass	Inf	82.06M	77.142M	81.4M	77.132M
5690MHz Straddle 5.47-5.725GHz	Pass	Inf	75.225M	73.017M	75.15M	73.101M
5690MHz Straddle 5.725-5.85GHz	Pass	500k	4.06M	4.1M	4.16M	4.11M
5775MHz	Pass	500k	78.1M	77.197M	77.88M	76.682M
802.11ax HEW160_Nss1,(MCS0)_2TX	-	-	-	-	-	-
5250MHz Straddle 5.15-5.25GHz	Pass	Inf	80.72M	77.247M	80.48M	77.077M
5250MHz Straddle 5.25-5.35GHz	Pass	Inf	80M	77.244M	79.92M	77.316M
5570MHz	Pass	Inf	161.92M	155.012M	161.92M	154.836M

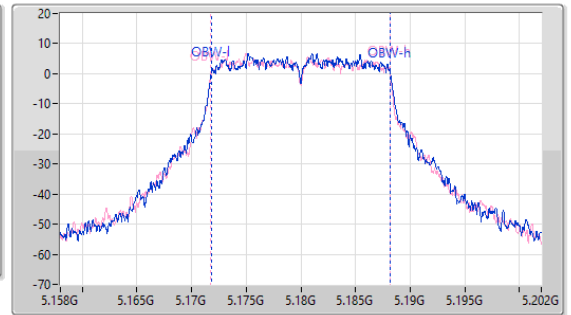
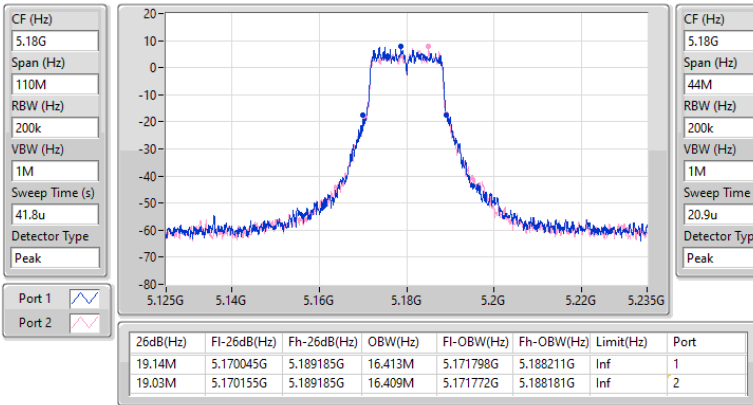
Port X-N dB = Port X 6dB down bandwidth for 5.725-5.85GHz band / 26dB down bandwidth for other band
 Port X-OBW = Port X 99% occupied bandwidth

5.15-5.25GHz_802.11a_Nss1,(6Mbps)_2TX

EBW

5180MHz

16/08/2023

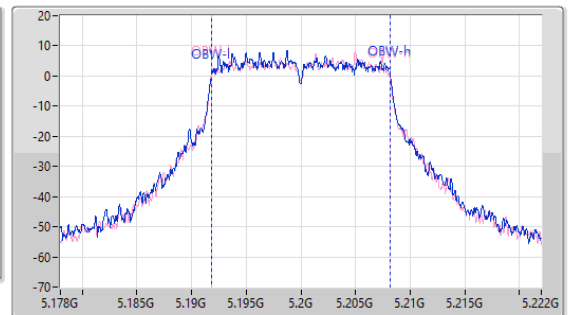
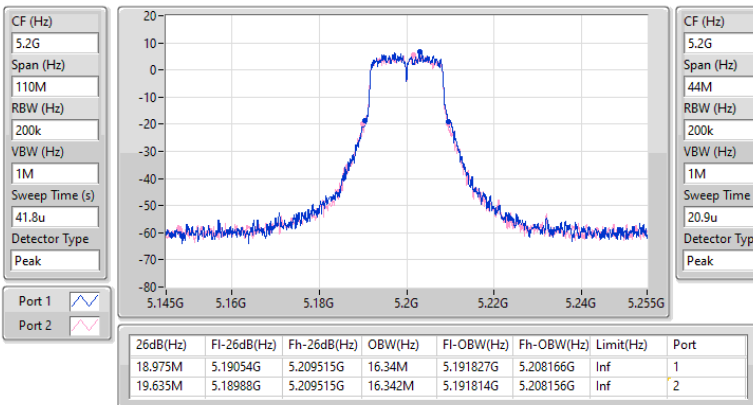


5.15-5.25GHz_802.11a_Nss1,(6Mbps)_2TX

EBW

5200MHz

16/08/2023

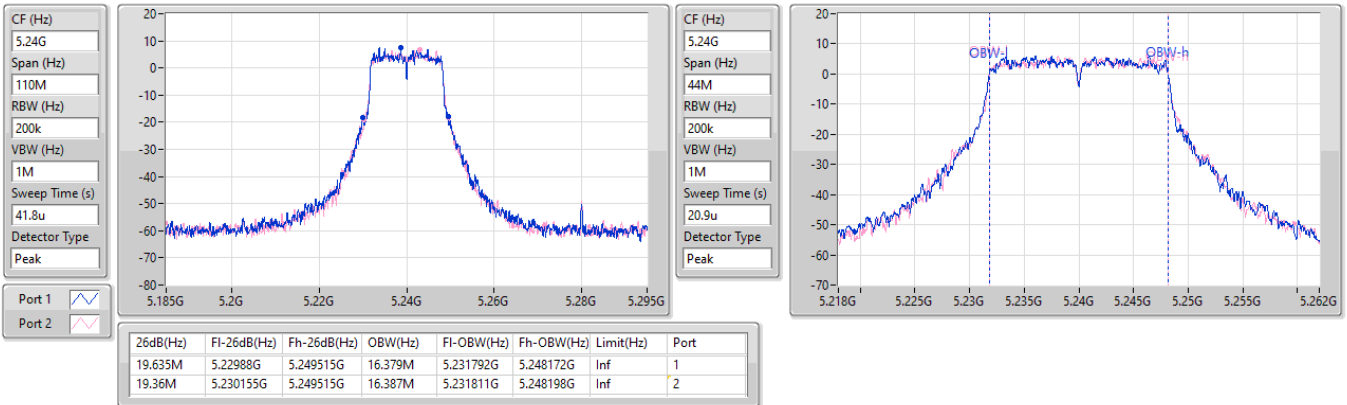


5.15-5.25GHz_802.11a_Nss1,(6Mbps)_2TX

EBW

5240MHz

16/08/2023

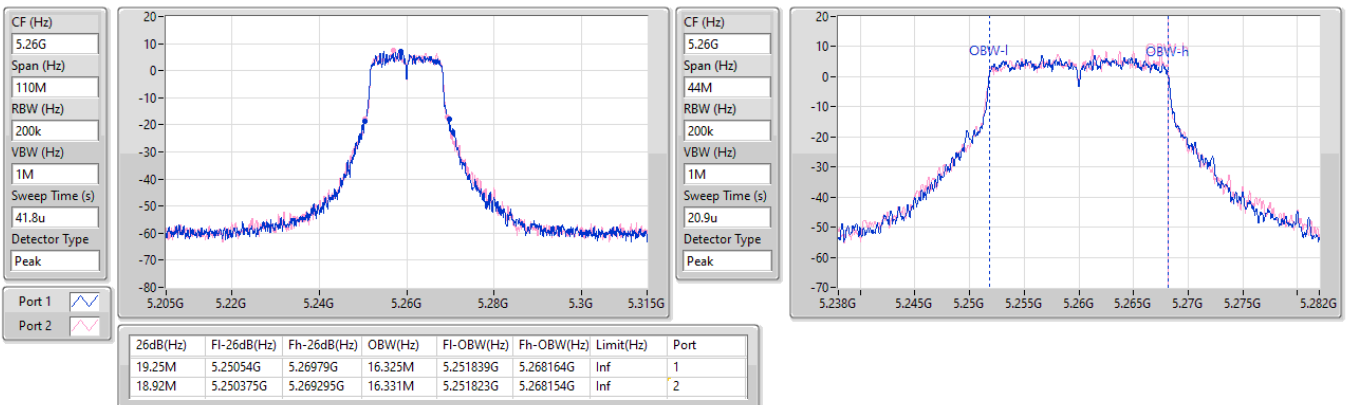


5.25-5.35GHz_802.11a_Nss1,(6Mbps)_2TX

EBW

5260MHz

16/08/2023

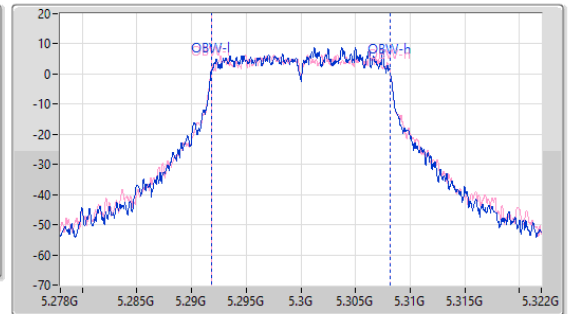
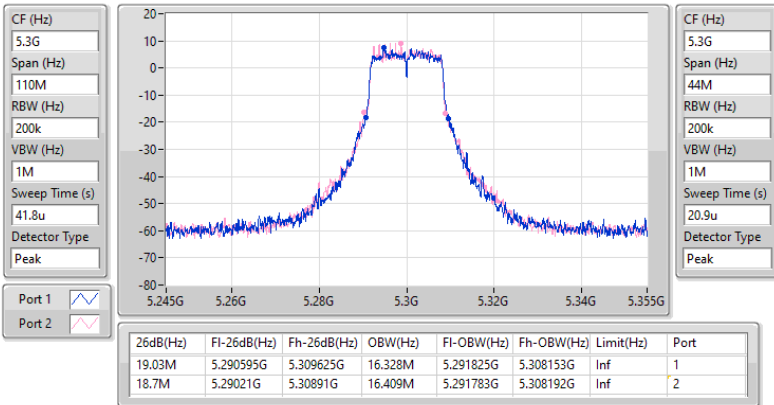


5.25-5.35GHz_802.11a_Nss1,(6Mbps)_2TX

EBW

5300MHz

16/08/2023

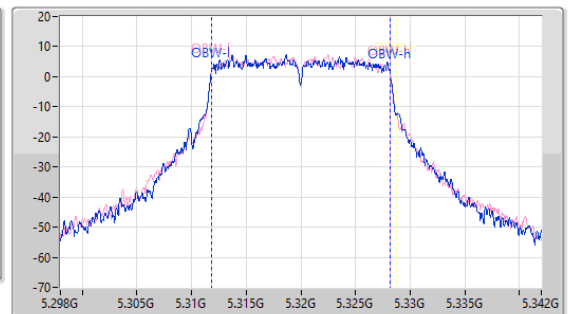
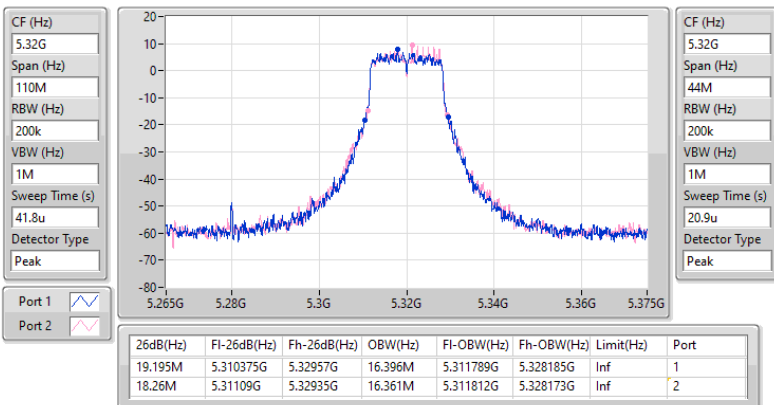


5.25-5.35GHz_802.11a_Nss1,(6Mbps)_2TX

EBW

5320MHz

16/08/2023

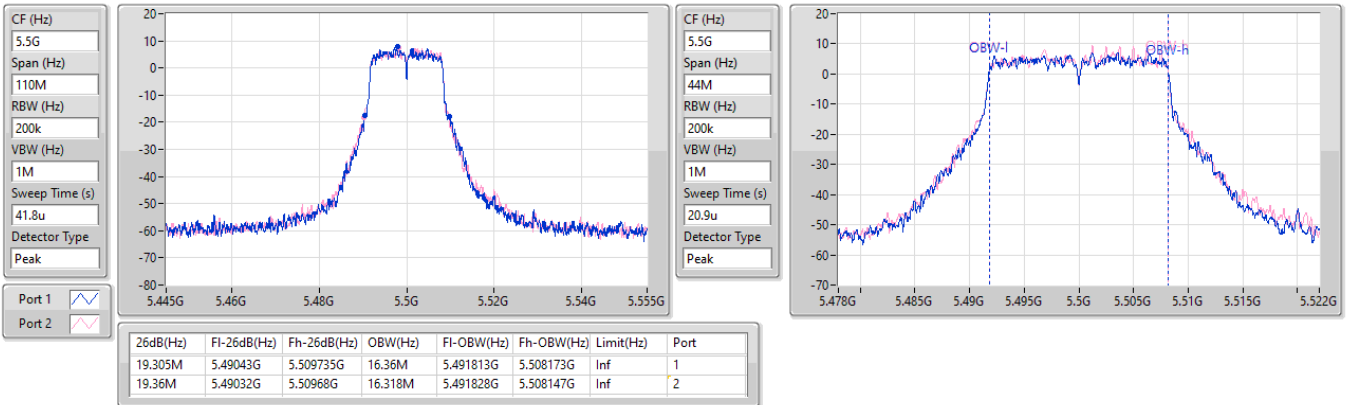


5.47-5.725GHz_802.11a_Nss1,(6Mbps)_2TX

EBW

5500MHz

16/08/2023

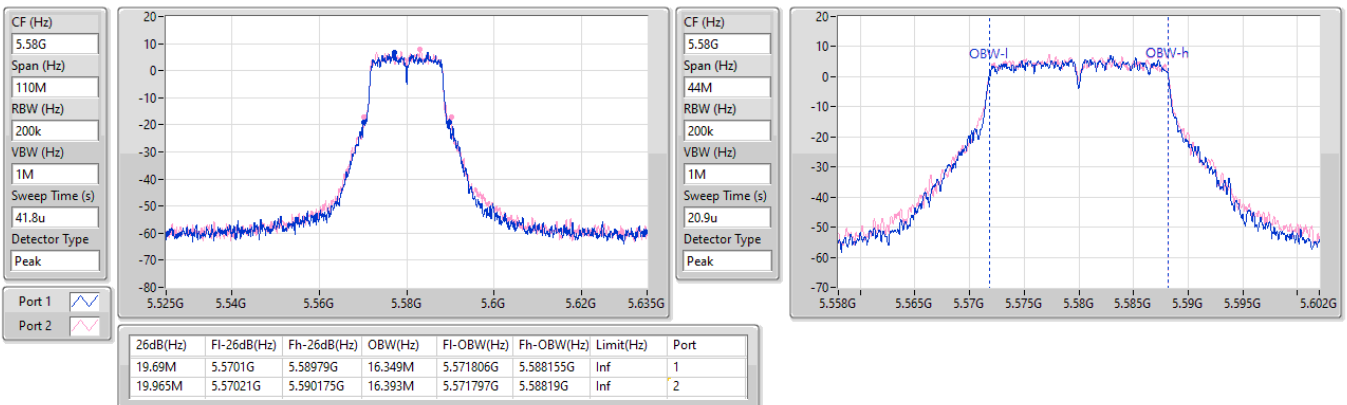


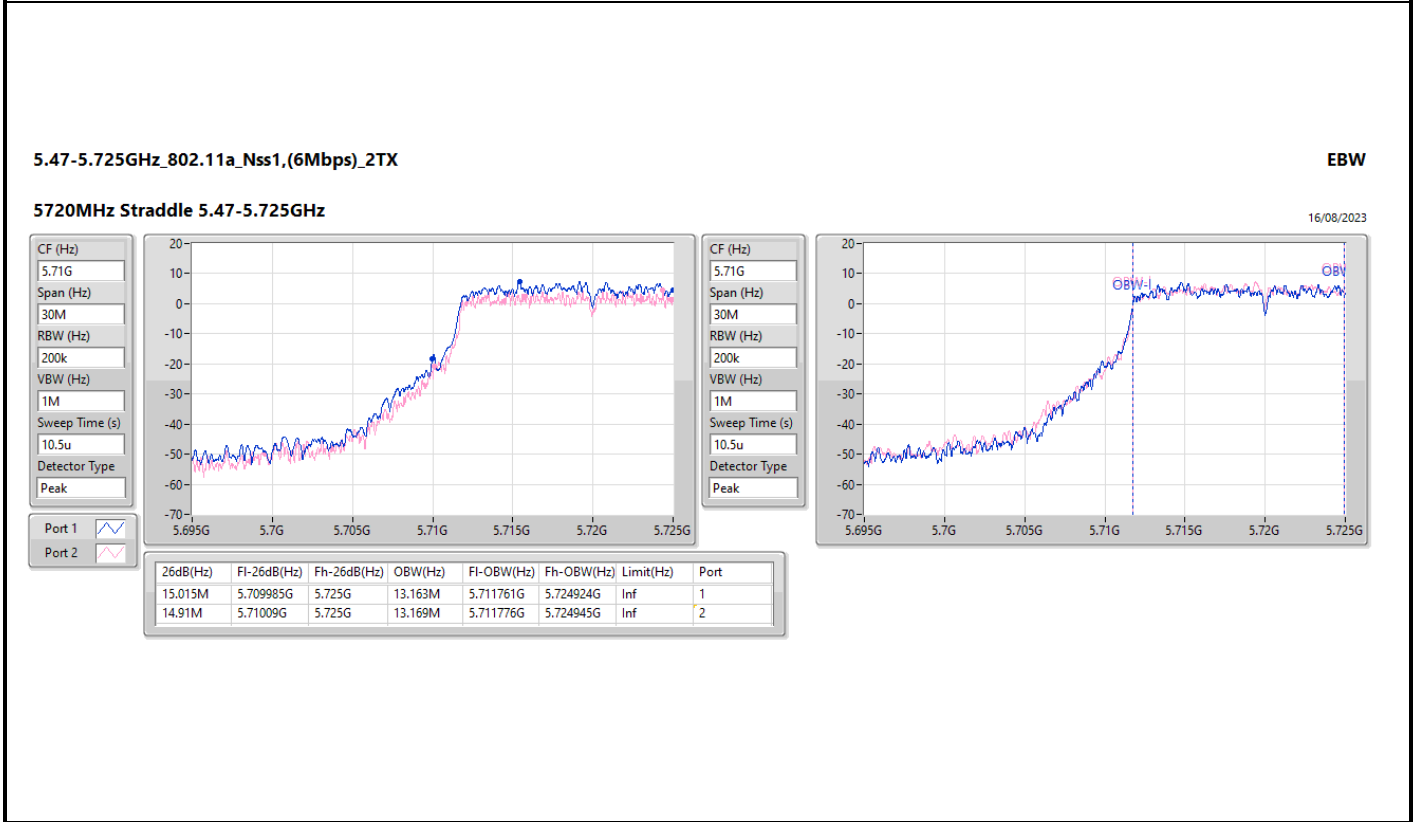
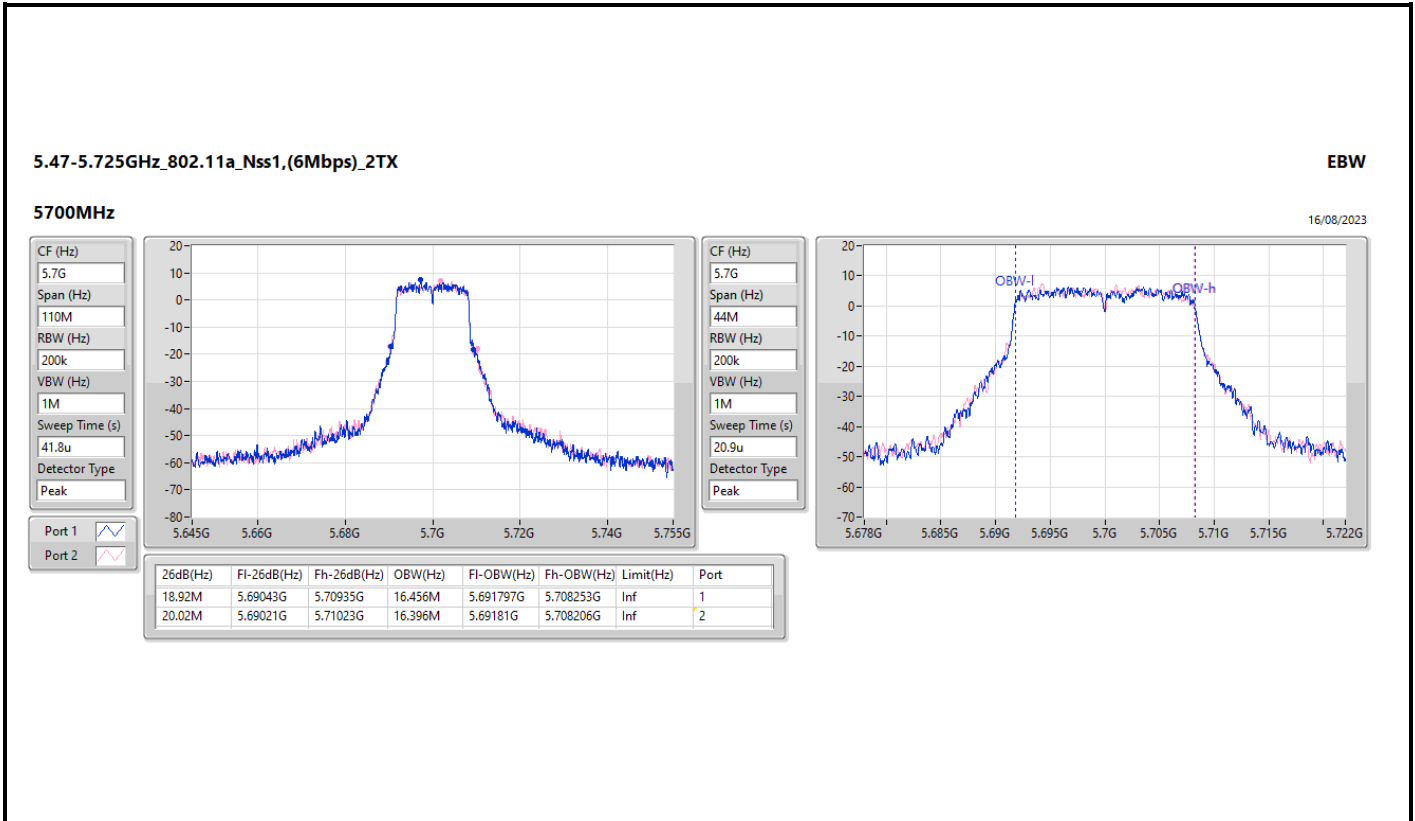
5.47-5.725GHz_802.11a_Nss1,(6Mbps)_2TX

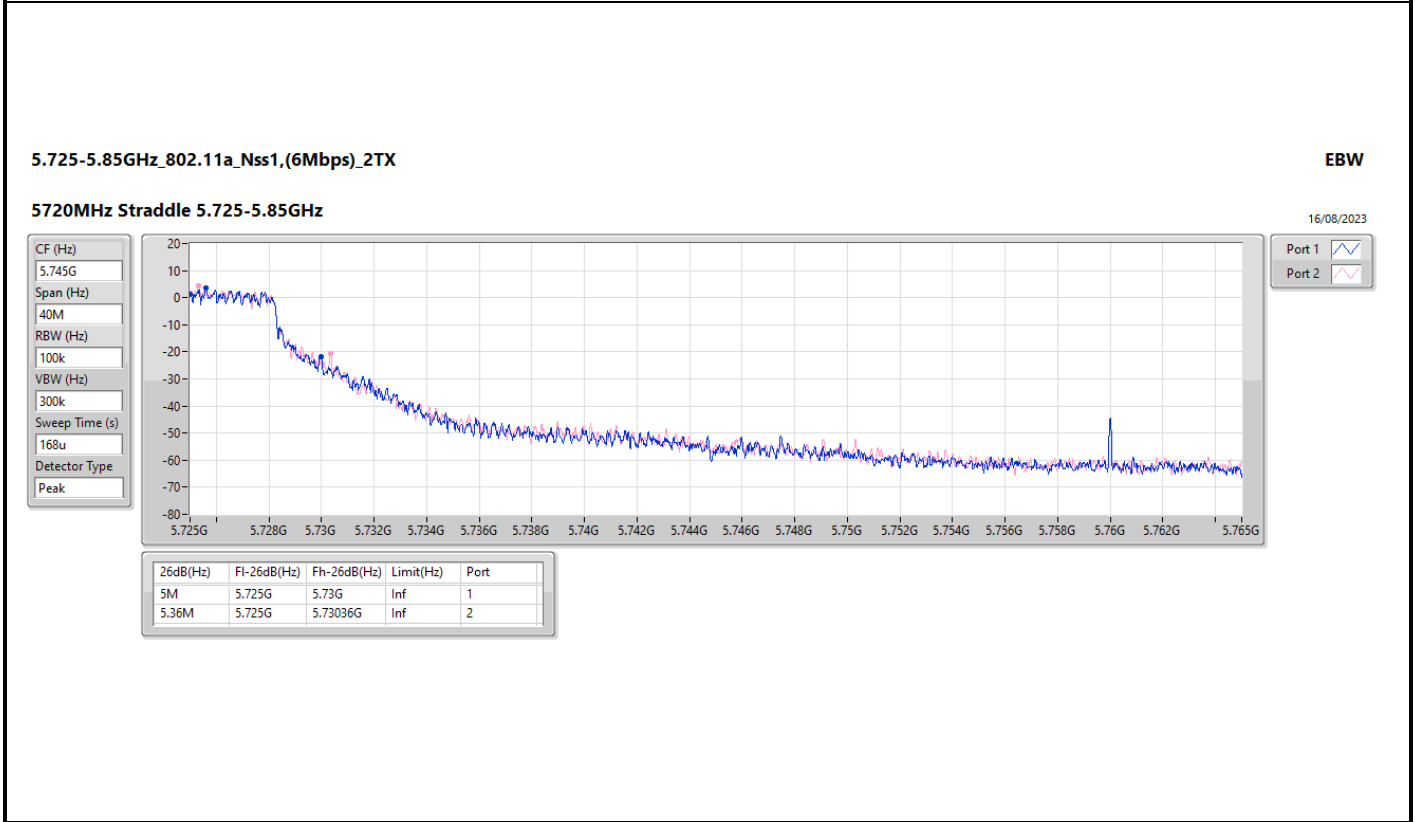
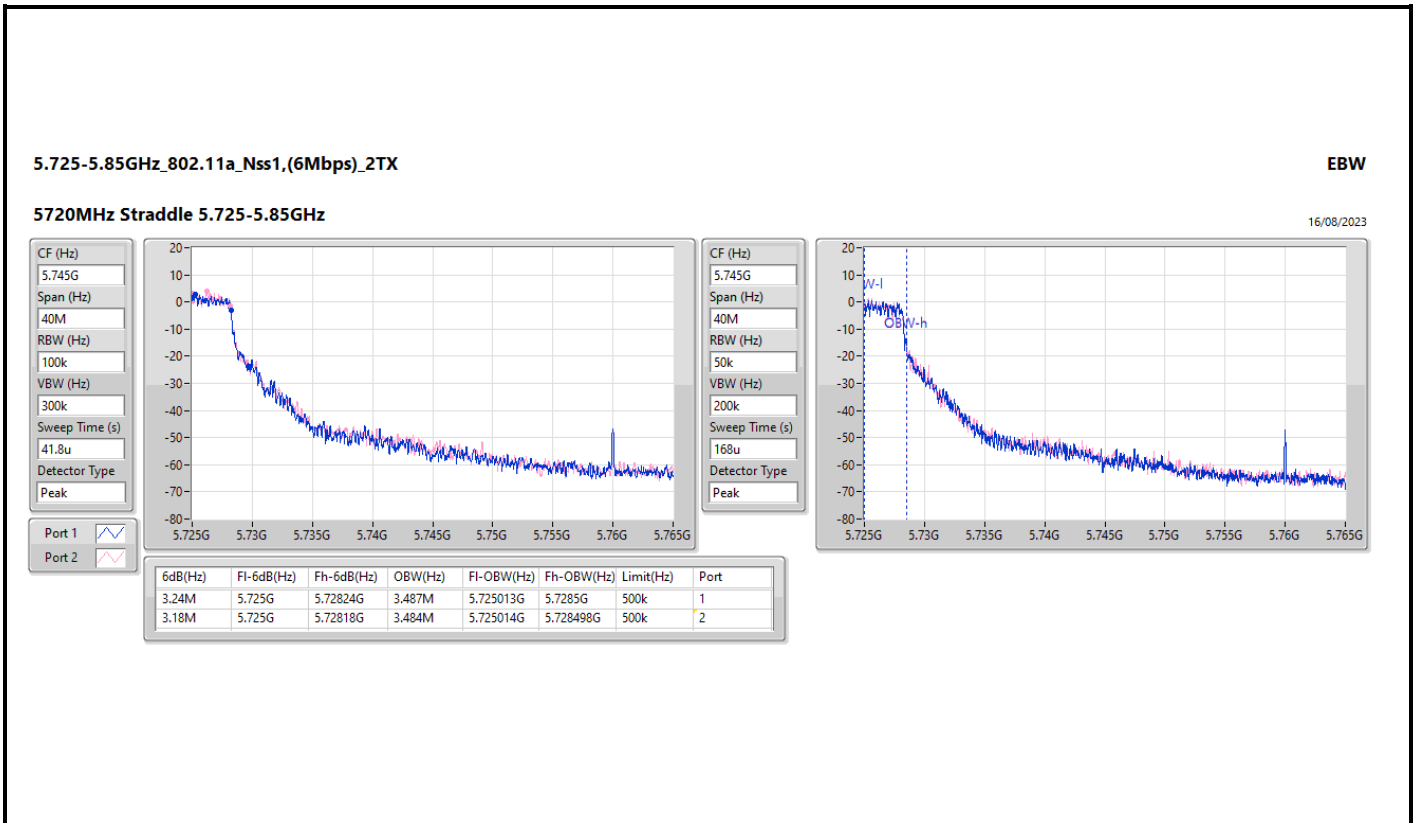
EBW

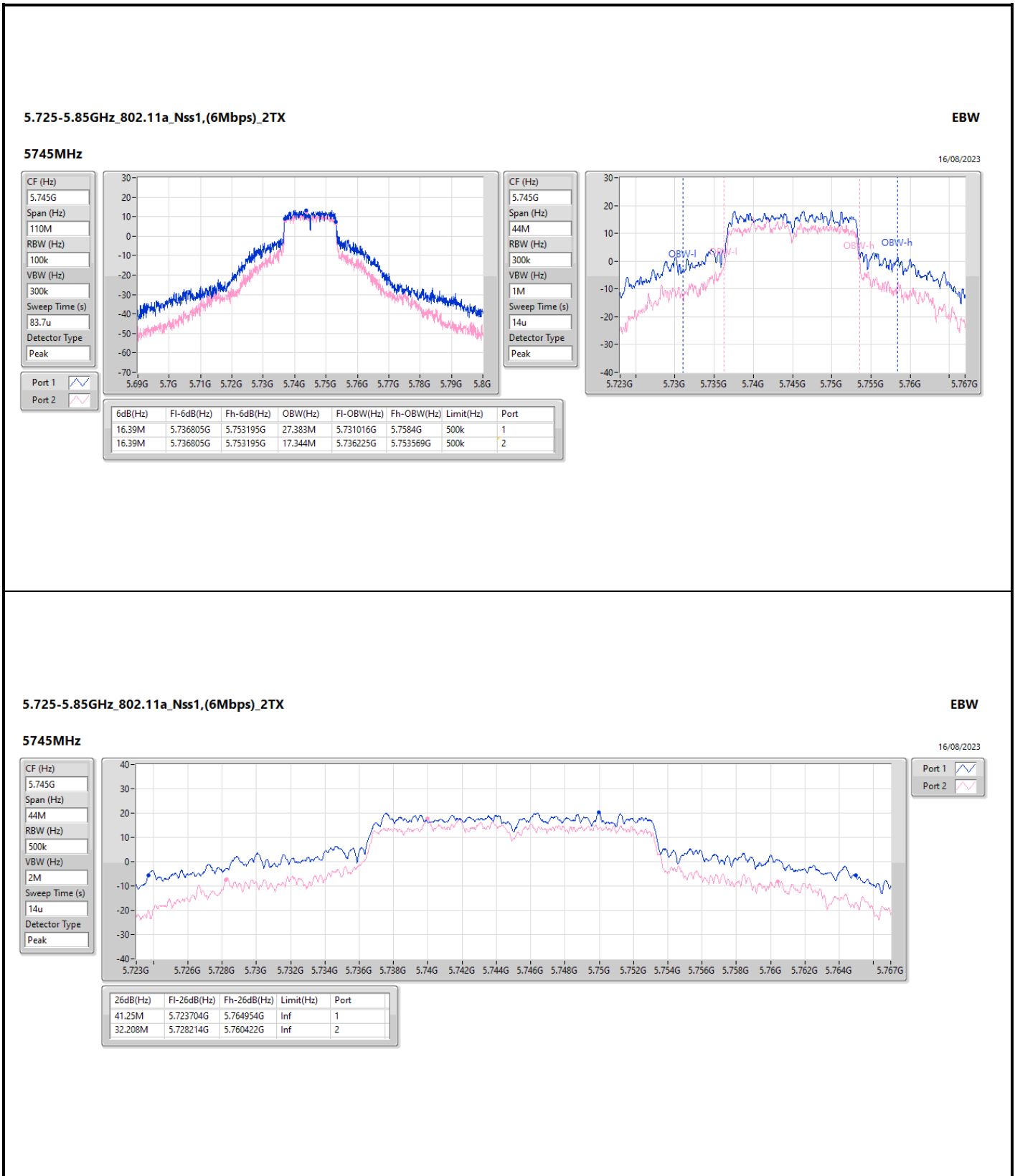
5580MHz

16/08/2023









CF (Hz): 5.745G

Span (Hz): 44M

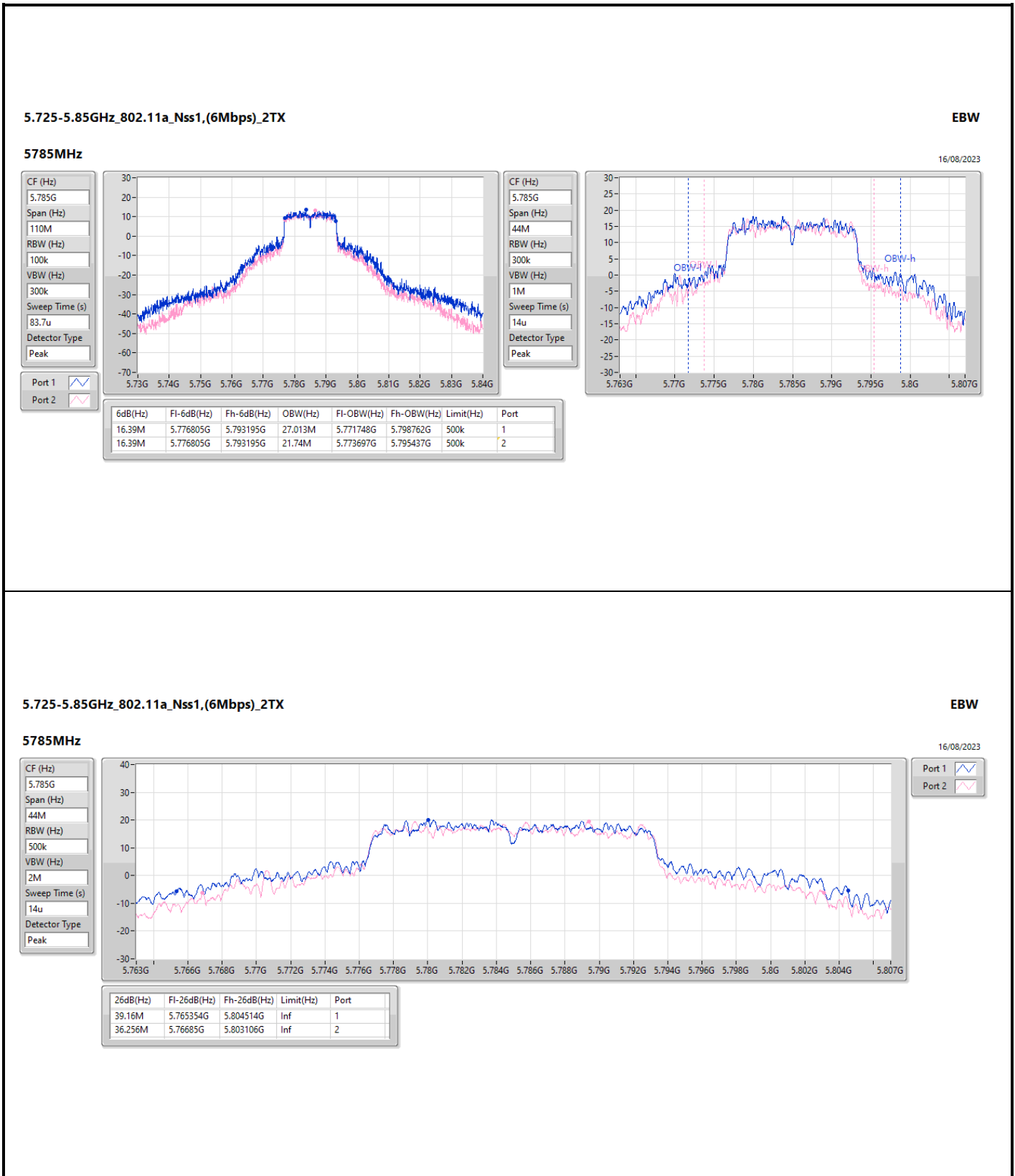
RBW (Hz): 500k

VBW (Hz): 2M

Sweep Time (s): 14u

Detector Type: Peak





5.725-5.85GHz_802.11a_Nss1,(6Mbps)_2TX EBW

5785MHz 16/08/2023

CF (Hz): 5.785G

Span (Hz): 44M

RBW (Hz): 500k

VBW (Hz): 2M

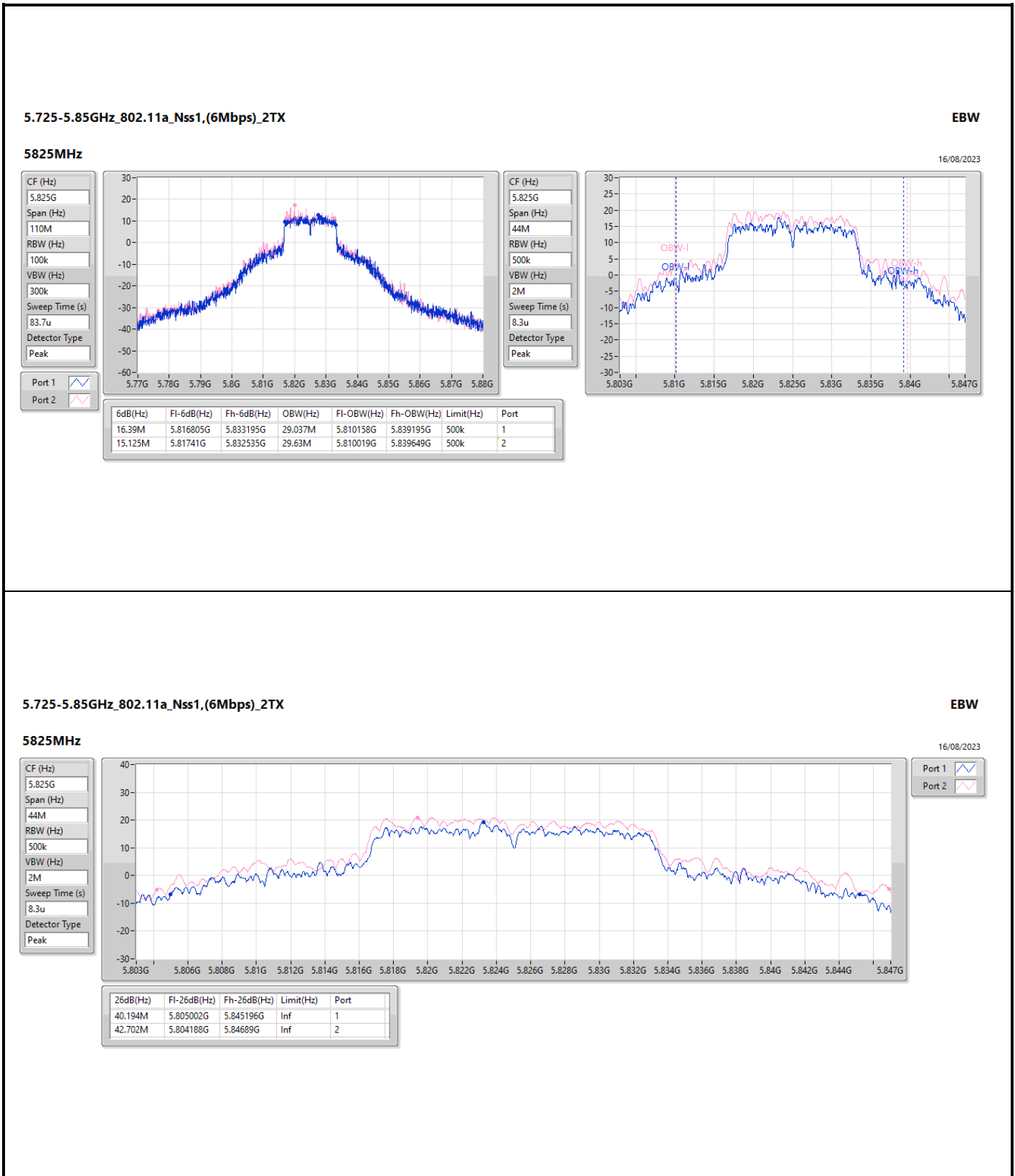
Sweep Time (s): 14u

Detector Type: Peak

Port 1:

Port 2:

26dB(Hz)	Fl-26dB(Hz)	Fh-26dB(Hz)	Limit(Hz)	Port
39.16M	5.765354G	5.804514G	Inf	1
36.256M	5.76685G	5.803106G	Inf	2

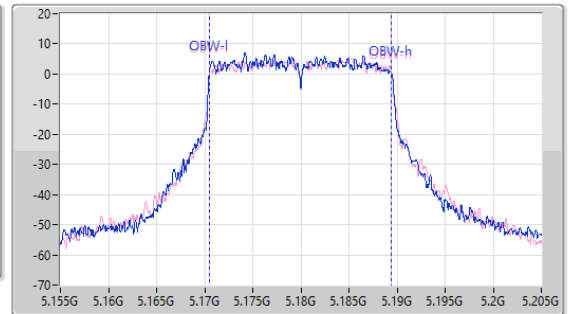
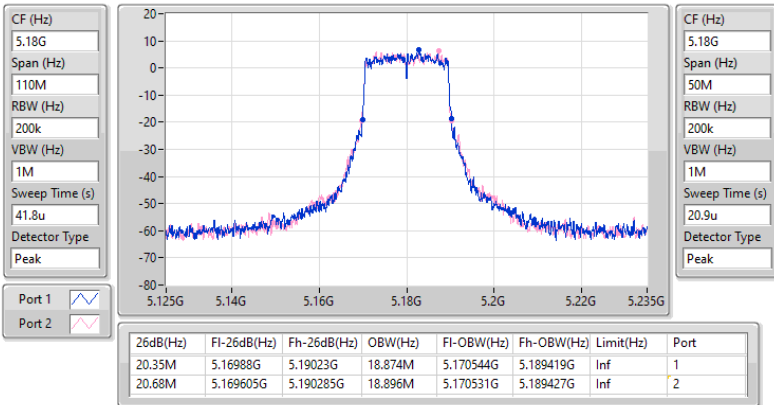


5.15-5.25GHz_802.11ax_HEW20_Nss1,(MCS0)_2TX

EBW

5180MHz

16/08/2023

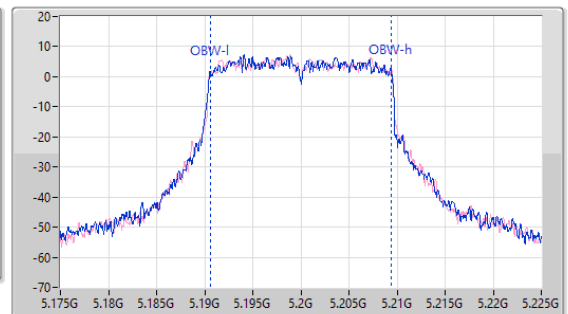
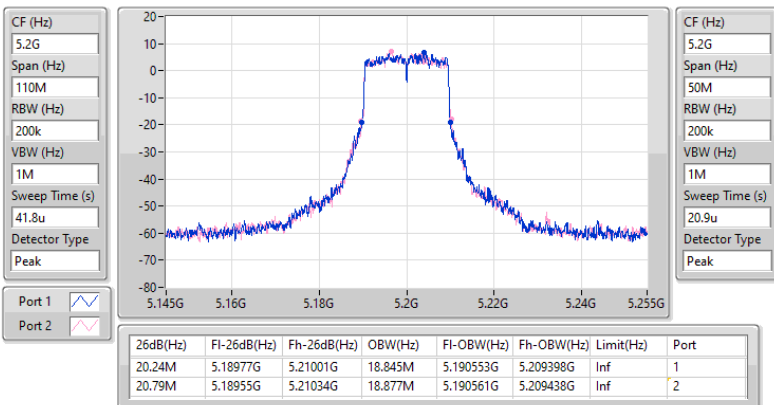


5.15-5.25GHz_802.11ax_HEW20_Nss1,(MCS0)_2TX

EBW

5200MHz

16/08/2023



5.15-5.25GHz_802.11ax_HEW20_Nss1,(MCS0)_2TX

EBW

5240MHz

16/08/2023

CF (Hz)
5.24G

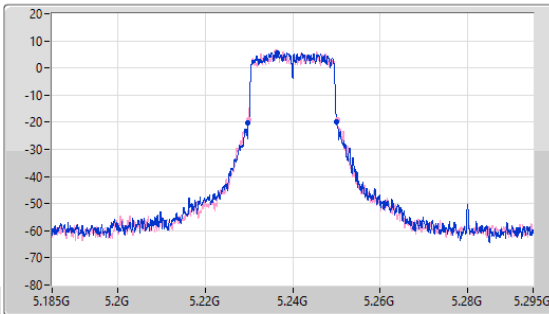
Span (Hz)
110M

RBW (Hz)
200k

VBW (Hz)
1M

Sweep Time (s)
41.8u

Detector Type
Peak



CF (Hz)
5.24G

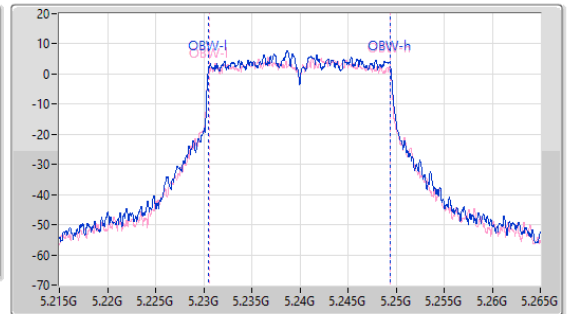
Span (Hz)
50M

RBW (Hz)
200k

VBW (Hz)
1M

Sweep Time (s)
20.9u

Detector Type
Peak



26dB(Hz)	Fl-26dB(Hz)	Fh-26dB(Hz)	OBW(Hz)	Fl-OBW(Hz)	Fh-OBW(Hz)	Limit(Hz)	Port
20.24M	5.22977G	5.25001G	18.899M	5.230536G	5.249435G	Inf	1
20.295M	5.22988G	5.250175G	18.889M	5.230557G	5.249446G	Inf	2

5.25-5.35GHz_802.11ax_HEW20_Nss1,(MCS0)_2TX

EBW

5260MHz

16/08/2023

CF (Hz)
5.26G

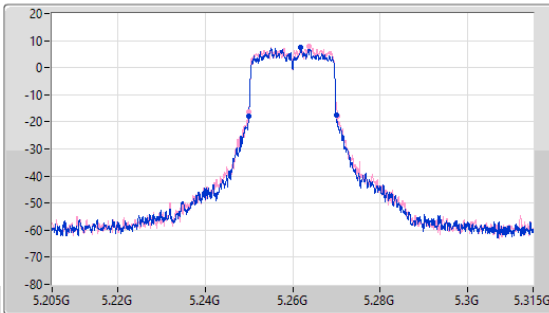
Span (Hz)
110M

RBW (Hz)
200k

VBW (Hz)
1M

Sweep Time (s)
41.8u

Detector Type
Peak



CF (Hz)
5.26G

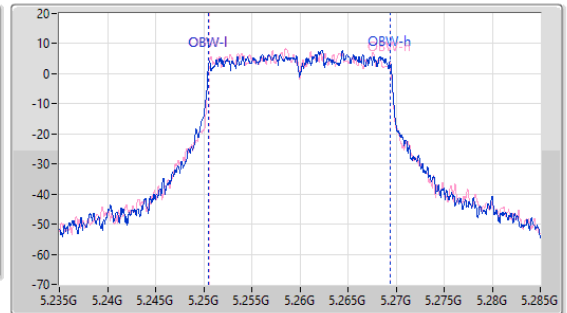
Span (Hz)
50M

RBW (Hz)
200k

VBW (Hz)
1M

Sweep Time (s)
20.9u

Detector Type
Peak



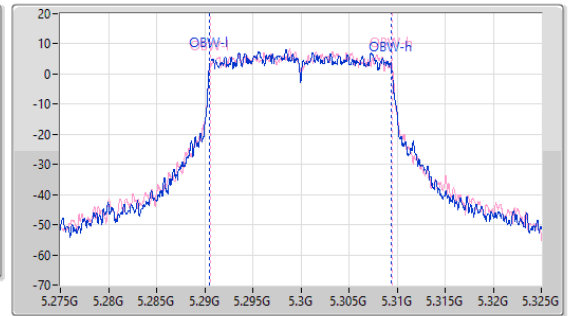
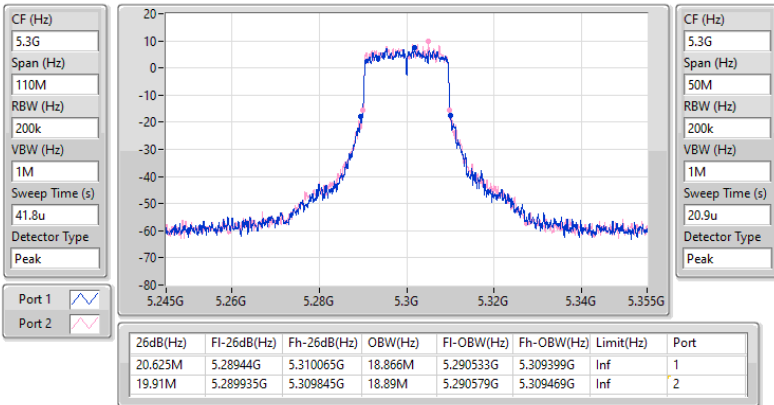
26dB(Hz)	Fl-26dB(Hz)	Fh-26dB(Hz)	OBW(Hz)	Fl-OBW(Hz)	Fh-OBW(Hz)	Limit(Hz)	Port
20.02M	5.249935G	5.269955G	18.925M	5.250525G	5.26945G	Inf	1
20.295M	5.24999G	5.270285G	18.811M	5.250559G	5.26937G	Inf	2

5.25-5.35GHz_802.11ax_HEW20_Nss1,(MCS0)_2TX

EBW

5300MHz

16/08/2023

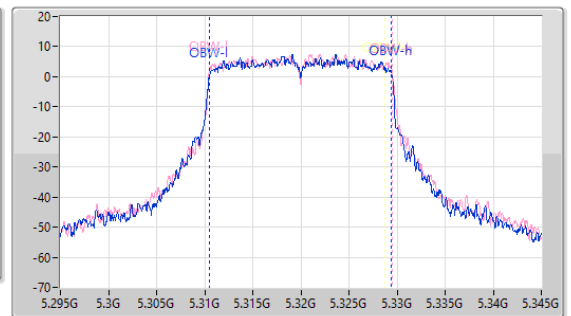
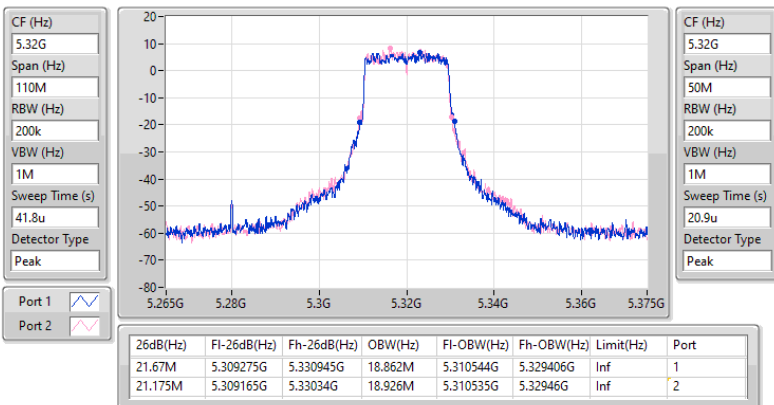


5.25-5.35GHz_802.11ax_HEW20_Nss1,(MCS0)_2TX

EBW

5320MHz

16/08/2023



5.47-5.725GHz_802.11ax HEW20_Nss1,(MCS0)_2TX

EBW

5500MHz

16/08/2023

CF (Hz)
5.5G

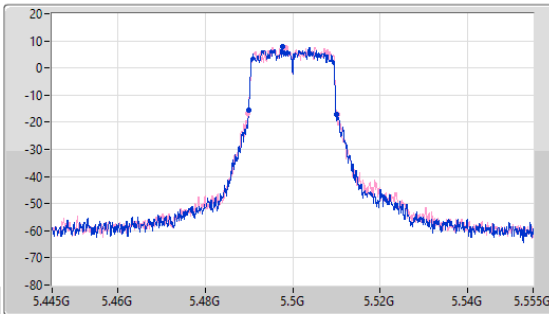
Span (Hz)
110M

RBW (Hz)
200k

VBW (Hz)
1M

Sweep Time (s)
41.8u

Detector Type
Peak



CF (Hz)
5.5G

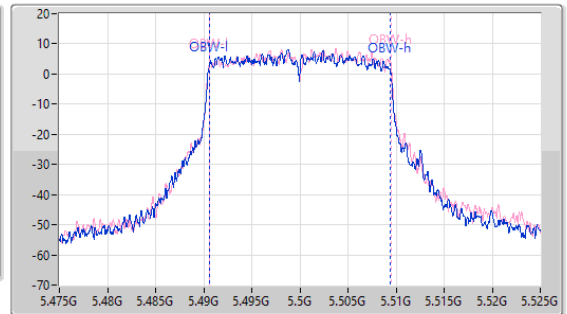
Span (Hz)
50M

RBW (Hz)
200k

VBW (Hz)
1M

Sweep Time (s)
20.9u

Detector Type
Peak



26dB(Hz)	Fl-26dB(Hz)	Fh-26dB(Hz)	OBW(Hz)	Fl-OBW(Hz)	Fh-OBW(Hz)	Limit(Hz)	Port
20.02M	5.489935G	5.509955G	18.798M	5.490558G	5.509356G	Inf	1
20.46M	5.48977G	5.51023G	18.893M	5.490561G	5.509454G	Inf	2

5.47-5.725GHz_802.11ax HEW20_Nss1,(MCS0)_2TX

EBW

5580MHz

16/08/2023

CF (Hz)
5.58G

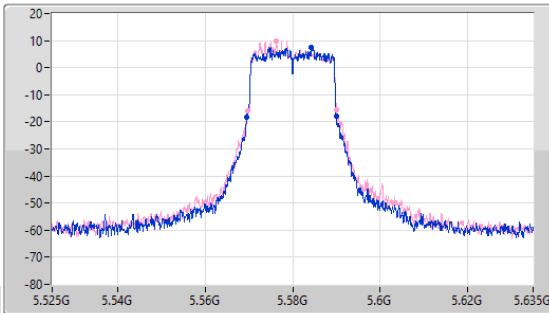
Span (Hz)
110M

RBW (Hz)
200k

VBW (Hz)
1M

Sweep Time (s)
41.8u

Detector Type
Peak



CF (Hz)
5.58G

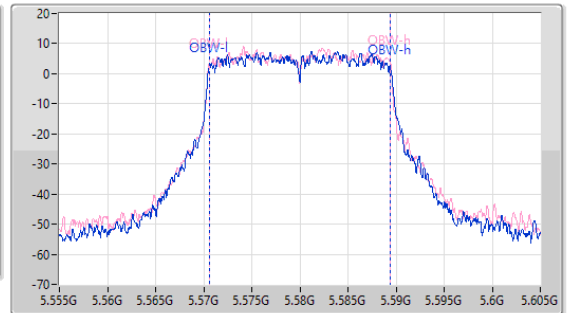
Span (Hz)
50M

RBW (Hz)
200k

VBW (Hz)
1M

Sweep Time (s)
20.9u

Detector Type
Peak



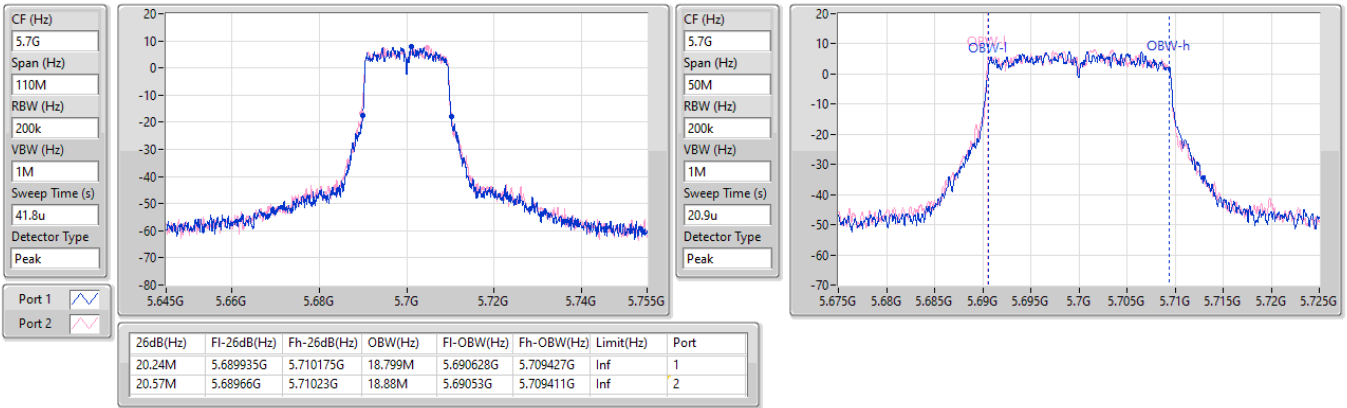
26dB(Hz)	Fl-26dB(Hz)	Fh-26dB(Hz)	OBW(Hz)	Fl-OBW(Hz)	Fh-OBW(Hz)	Limit(Hz)	Port
20.515M	5.56944G	5.589955G	18.855M	5.570568G	5.589424G	Inf	1
20.24M	5.56977G	5.59001G	18.856M	5.570562G	5.589418G	Inf	2

5.47-5.725GHz_802.11ax HEW20_Nss1,(MCS0)_2TX

EBW

5700MHz

16/08/2023

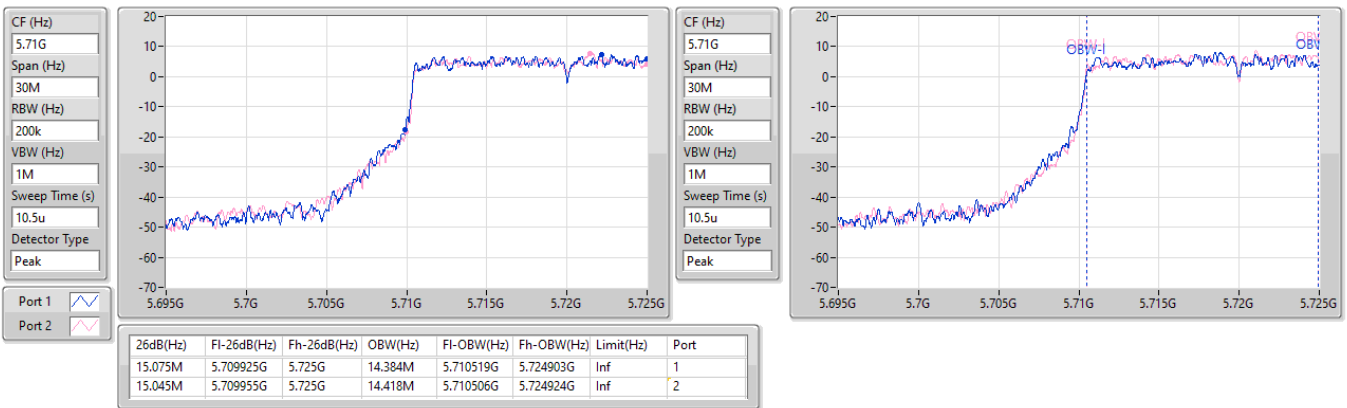


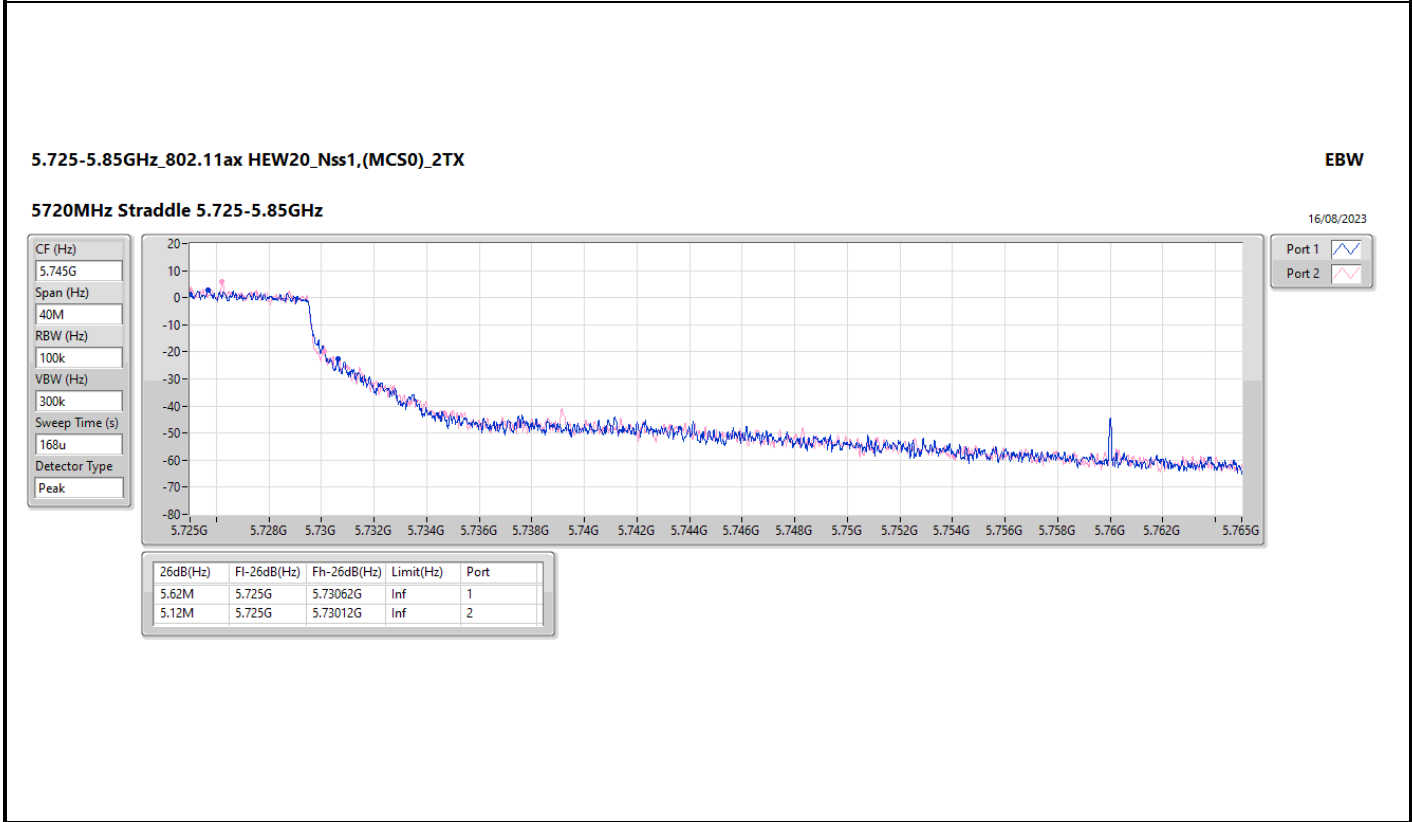
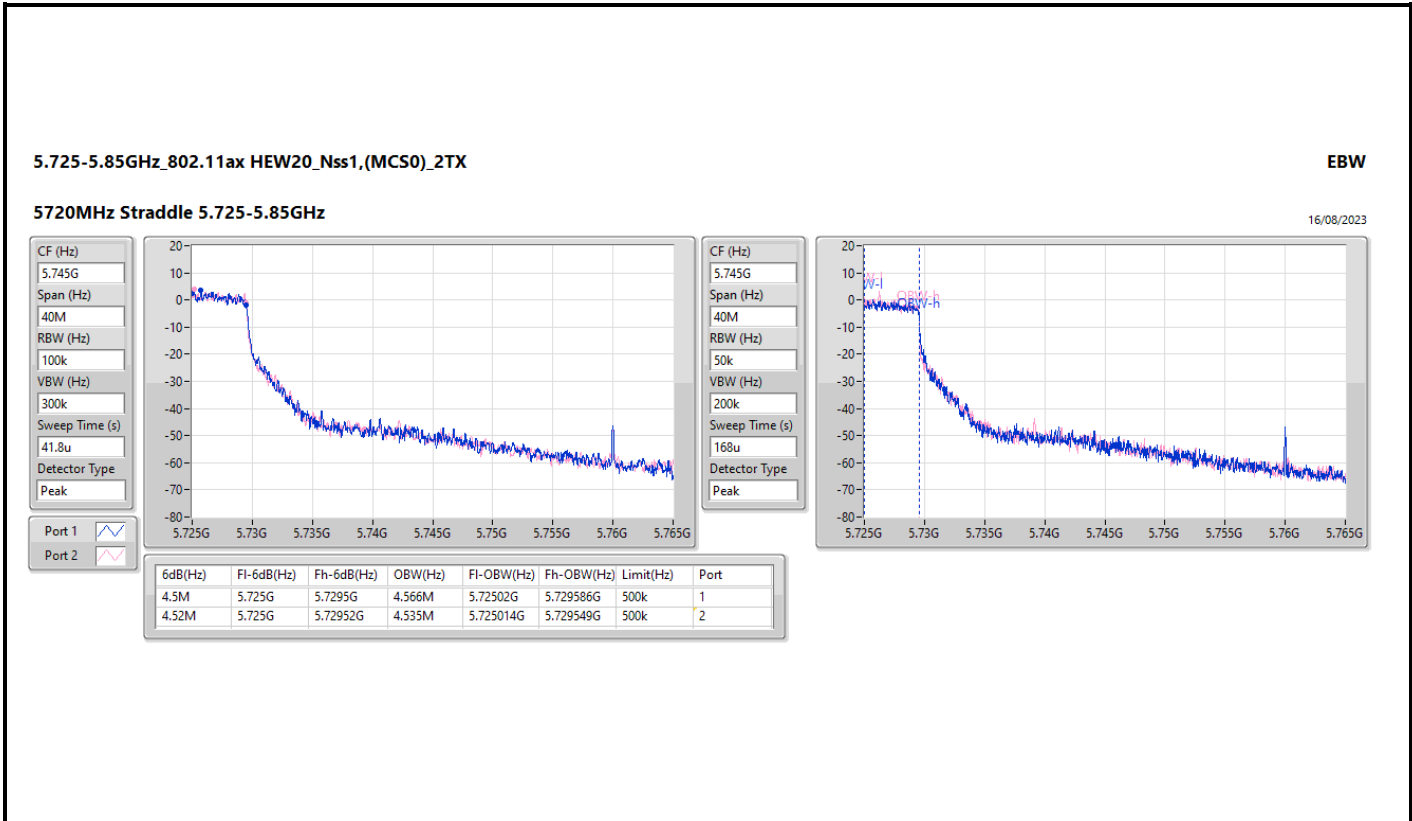
5.47-5.725GHz_802.11ax HEW20_Nss1,(MCS0)_2TX

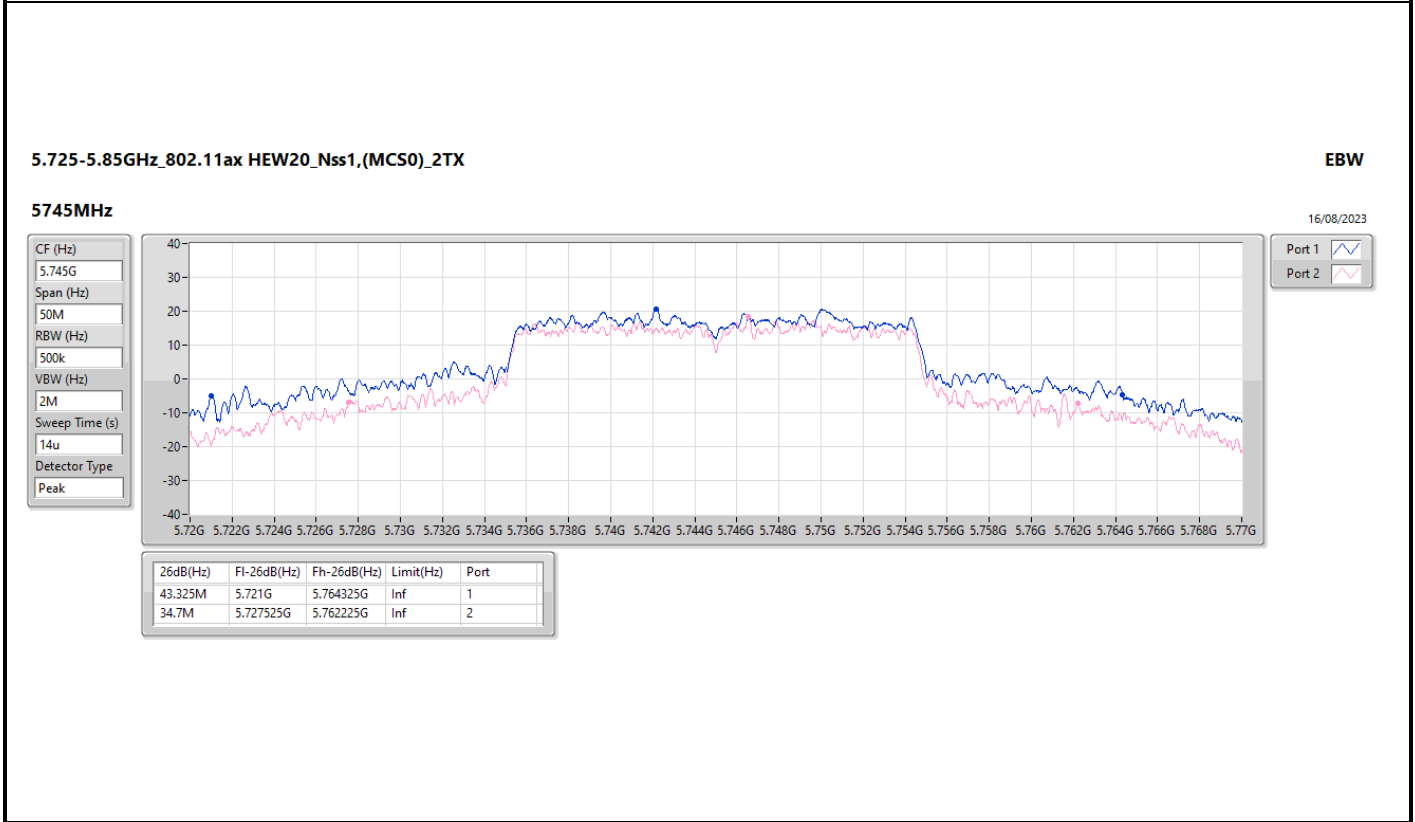
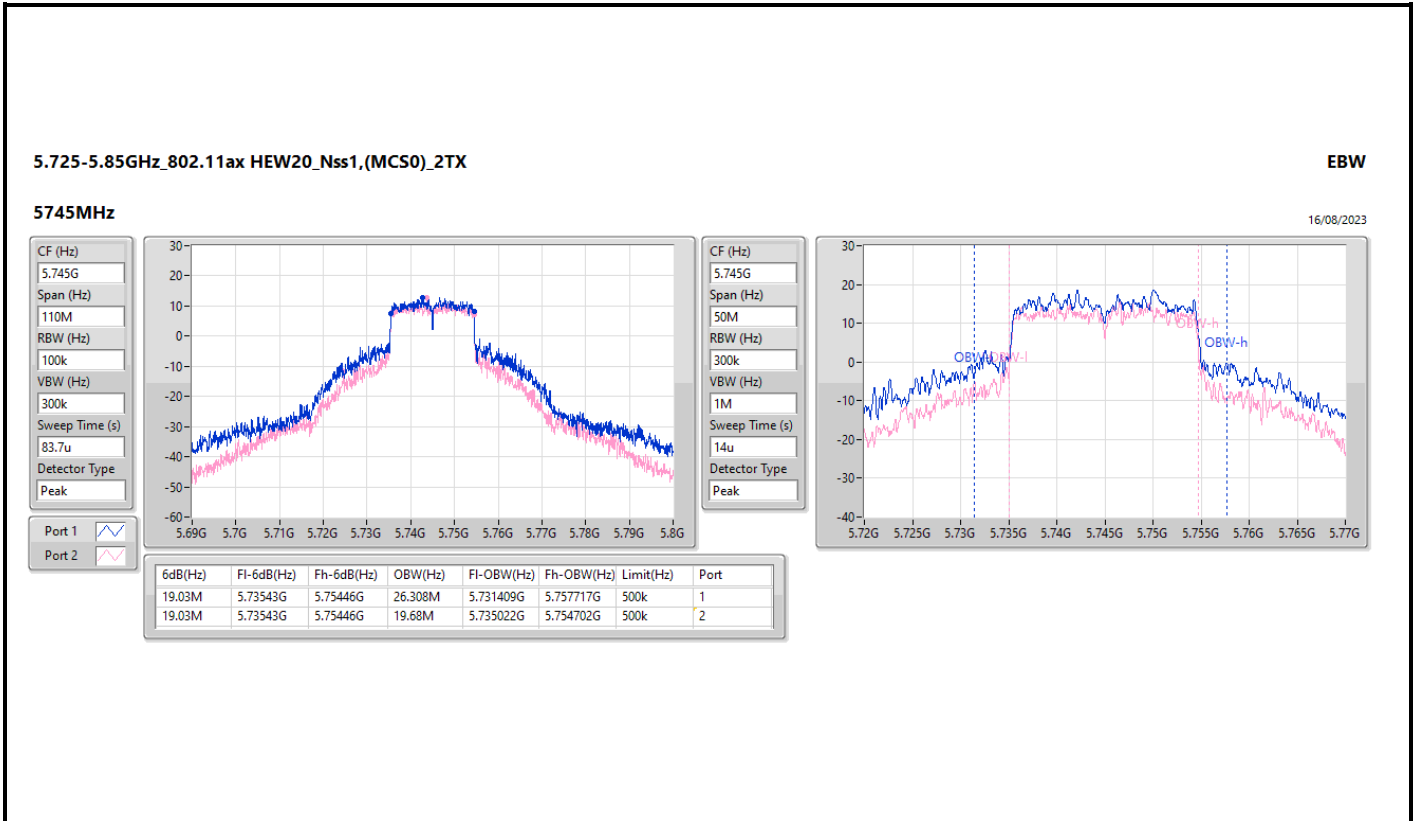
EBW

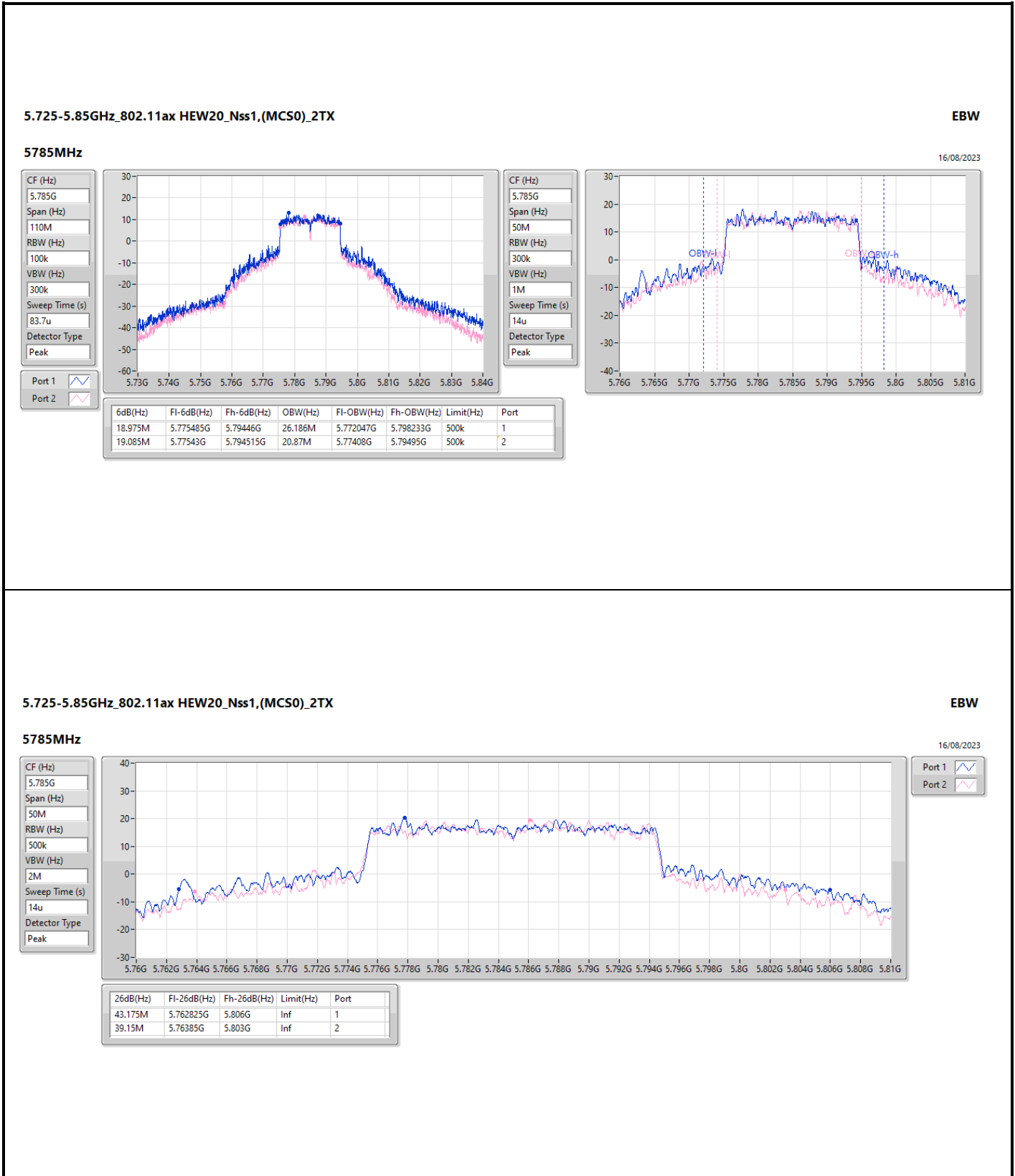
5720MHz Straddle 5.47-5.725GHz

16/08/2023









CF (Hz) 5.785G

Span (Hz) 50M

RBW (Hz) 500k

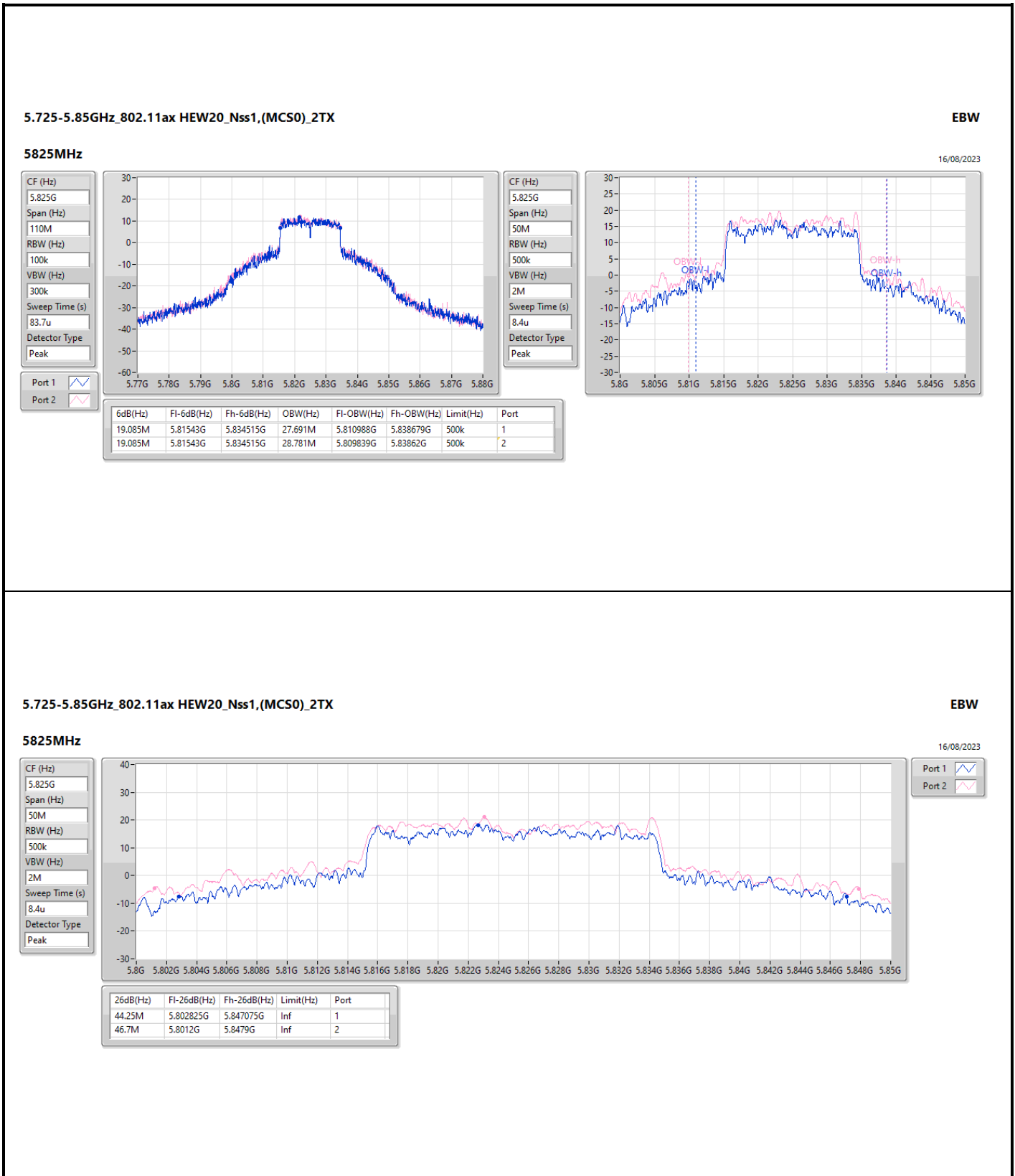
VBW (Hz) 2M

Sweep Time (s) 14u

Detector Type Peak

Port 1

Port 2

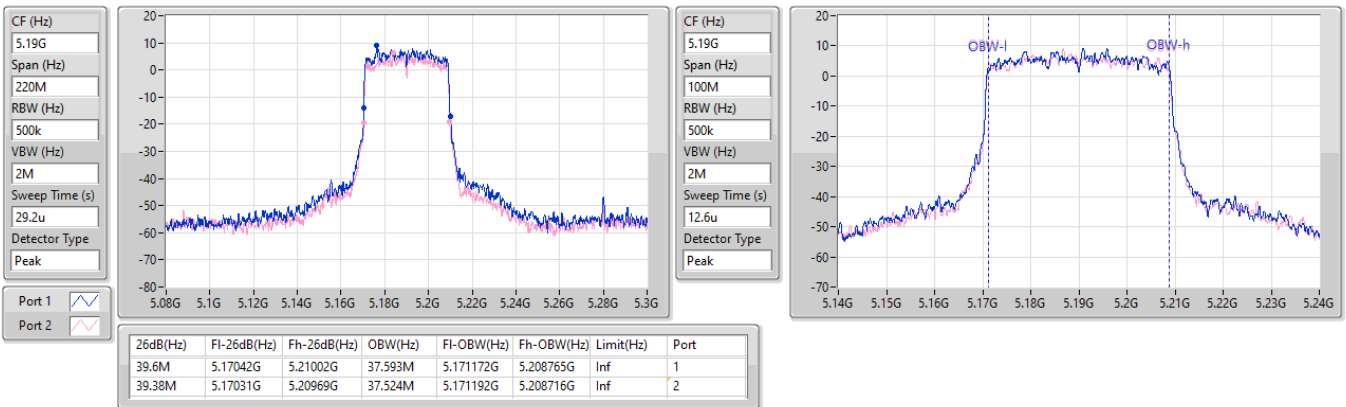


5.15-5.25GHz_802.11ax_HEW40_Nss1,(MCS0)_2TX

EBW

5190MHz

16/08/2023

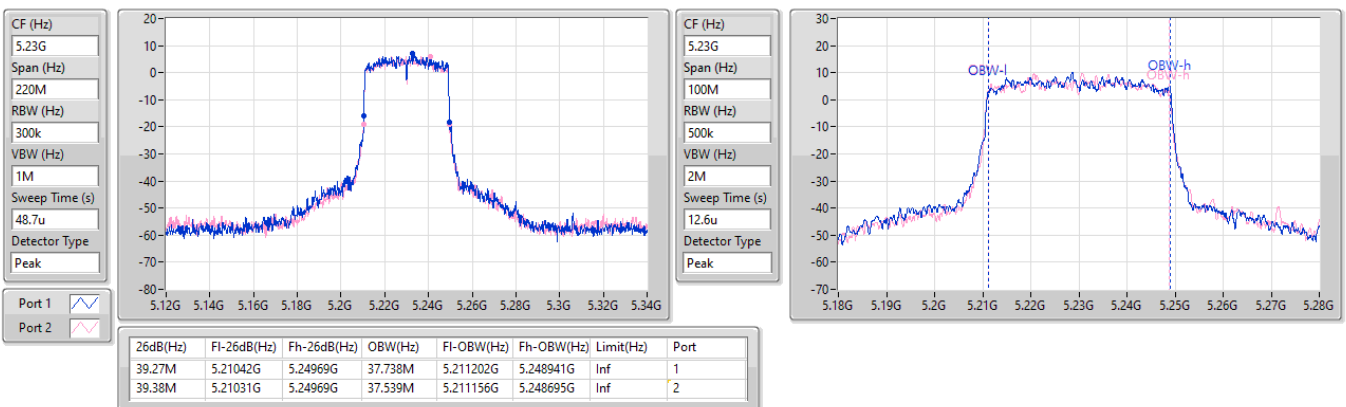


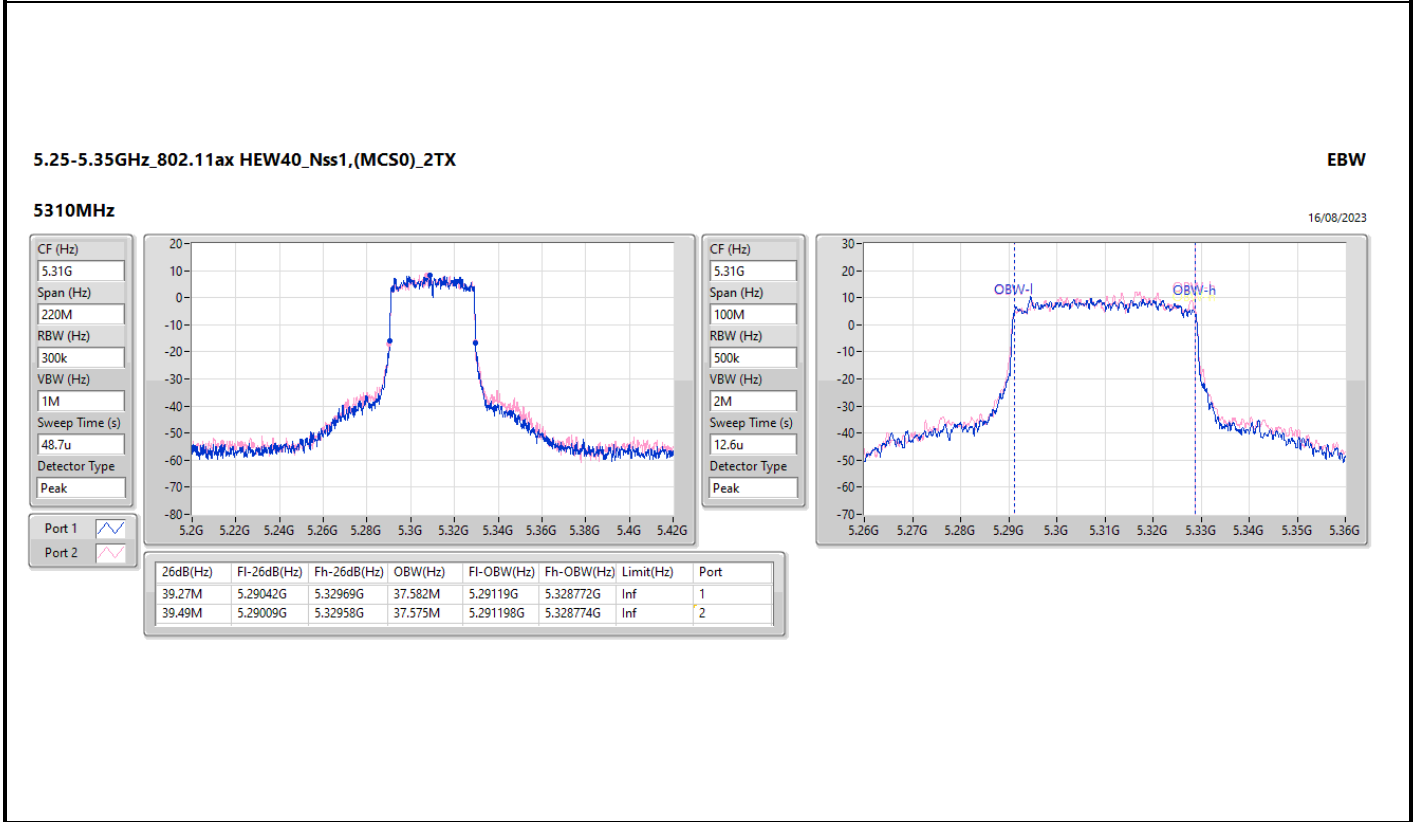
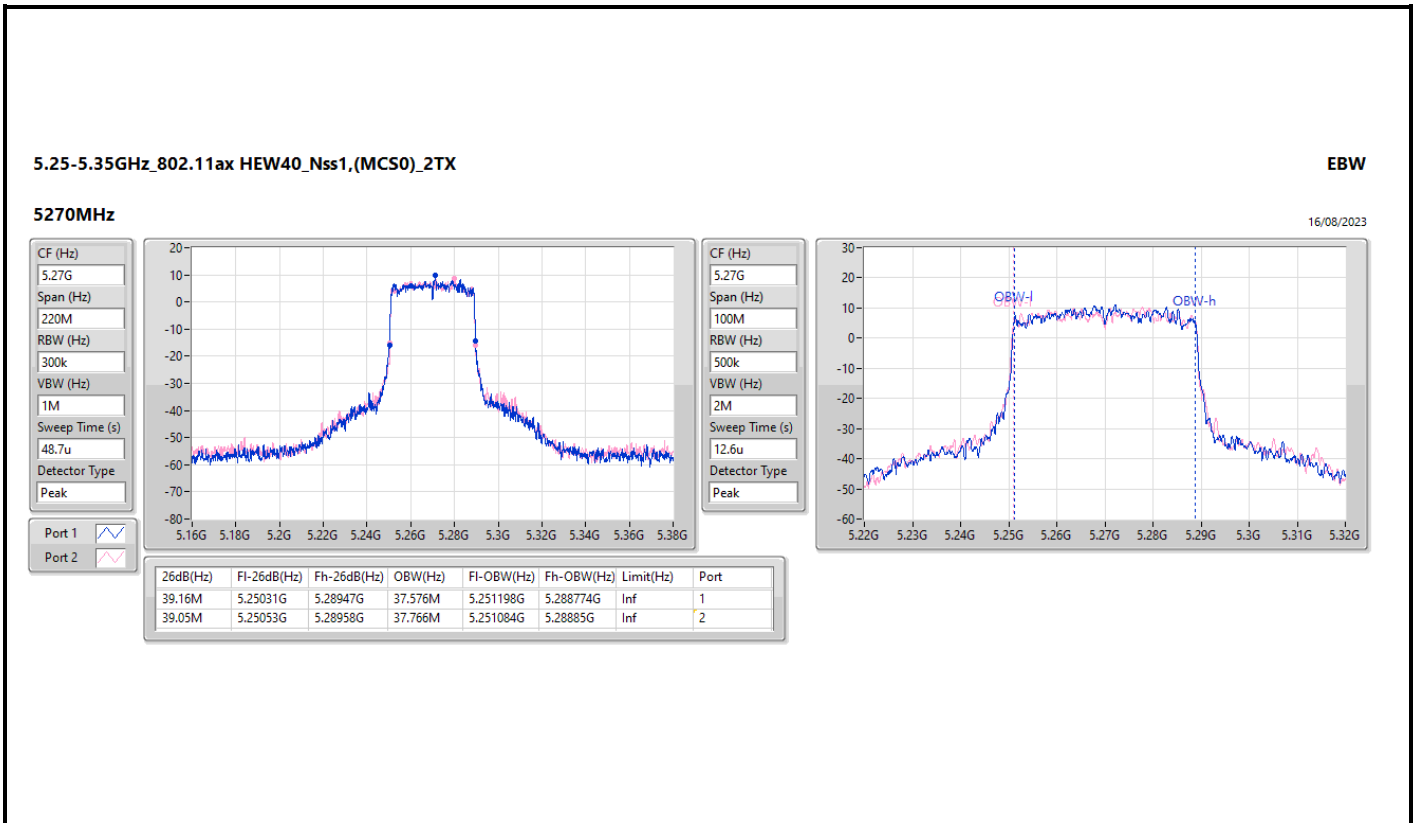
5.15-5.25GHz_802.11ax_HEW40_Nss1,(MCS0)_2TX

EBW

5230MHz

16/08/2023



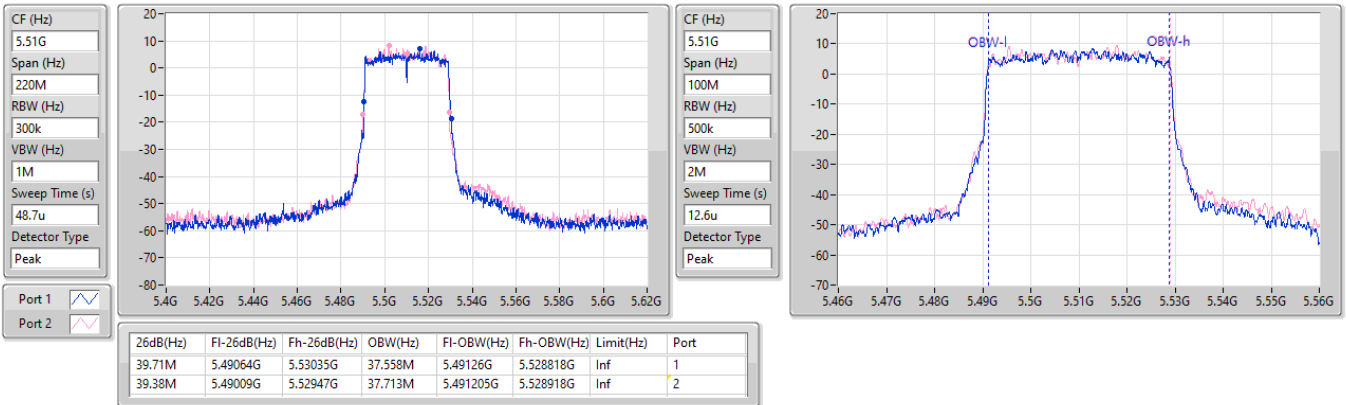


5.47-5.725GHz_802.11ax HEW40_Nss1,(MCS0)_2TX

EBW

5510MHz

16/08/2023

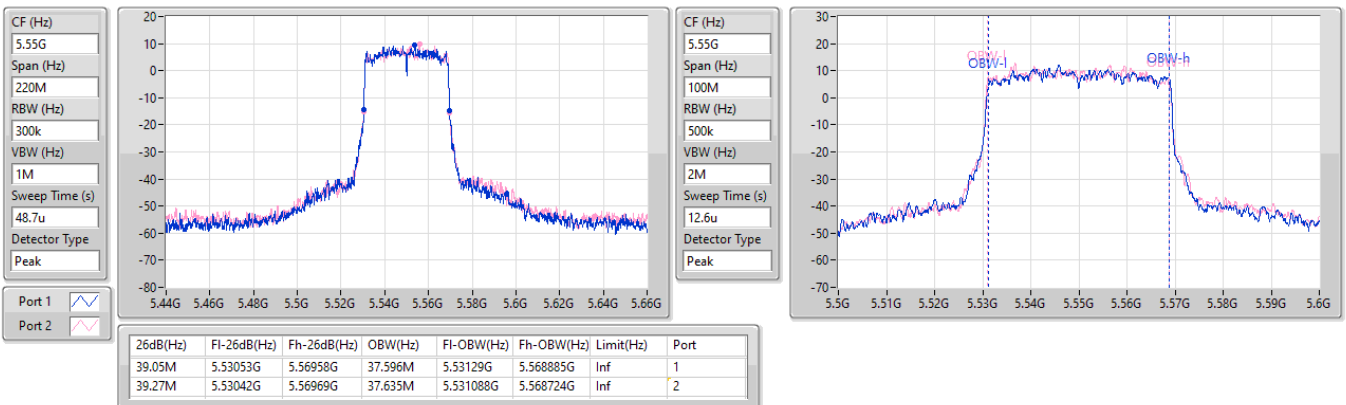


5.47-5.725GHz_802.11ax HEW40_Nss1,(MCS0)_2TX

EBW

5550MHz

16/08/2023

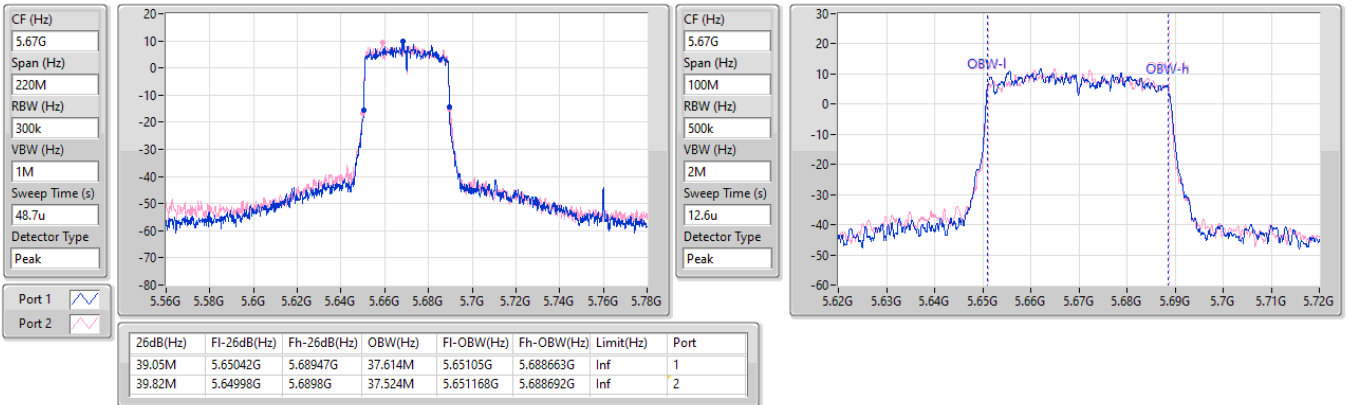


5.47-5.725GHz_802.11ax HEW40_Nss1,(MCS0)_2TX

EBW

5670MHz

16/08/2023

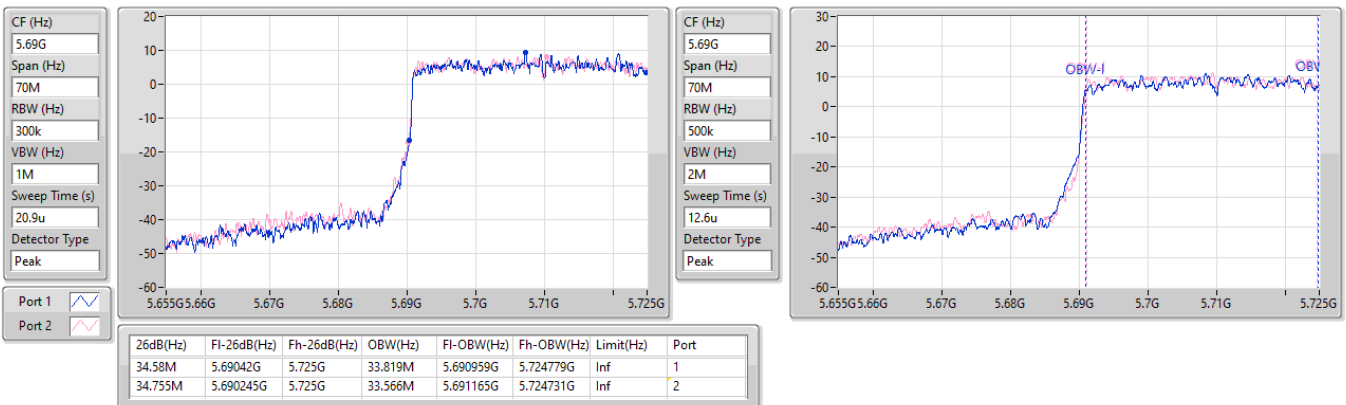


5.47-5.725GHz_802.11ax HEW40_Nss1,(MCS0)_2TX

EBW

5710MHz Straddle 5.47-5.725GHz

16/08/2023

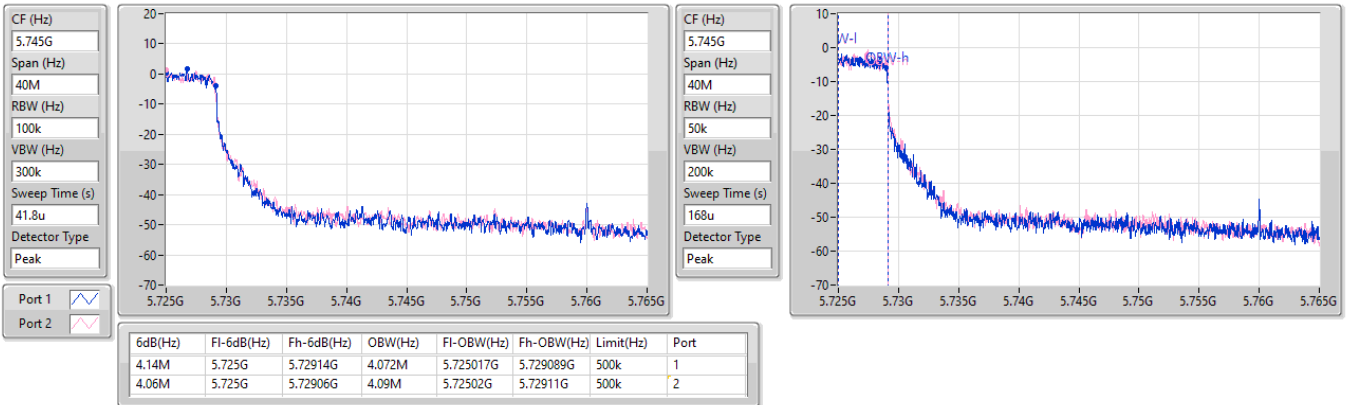


5.725-5.85GHz_802.11ax HEW40_Nss1,(MCS0)_2TX

EBW

5710MHz Straddle 5.725-5.85GHz

16/08/2023

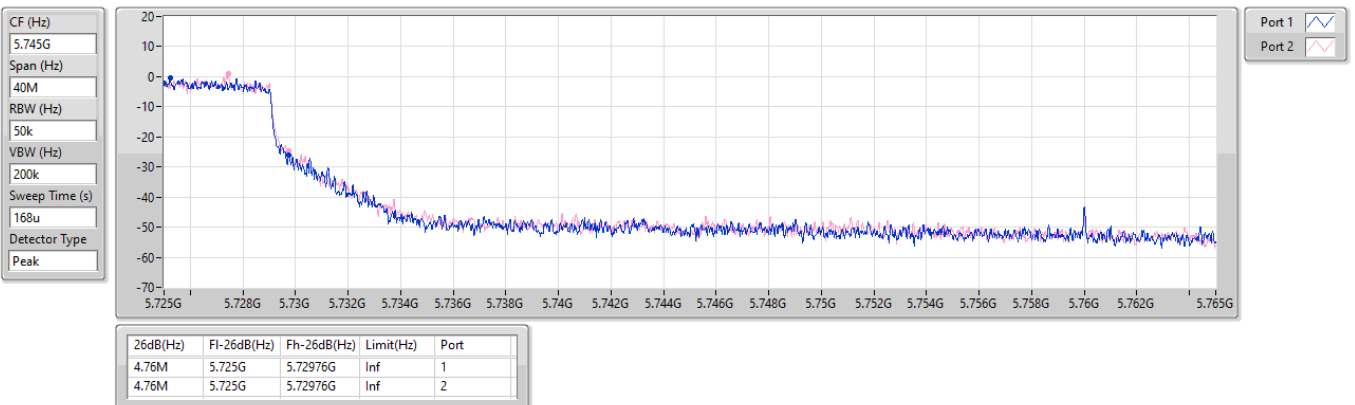


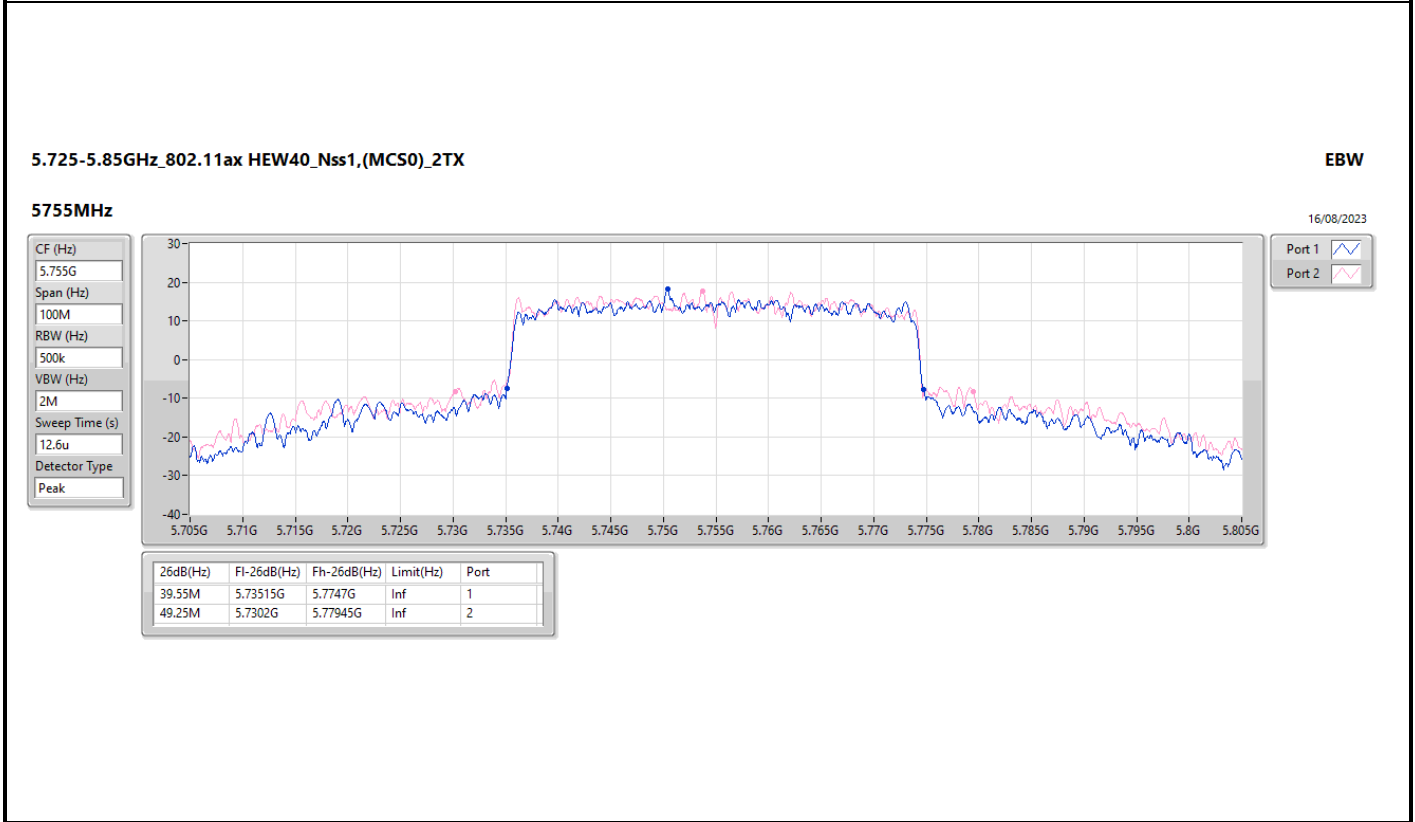
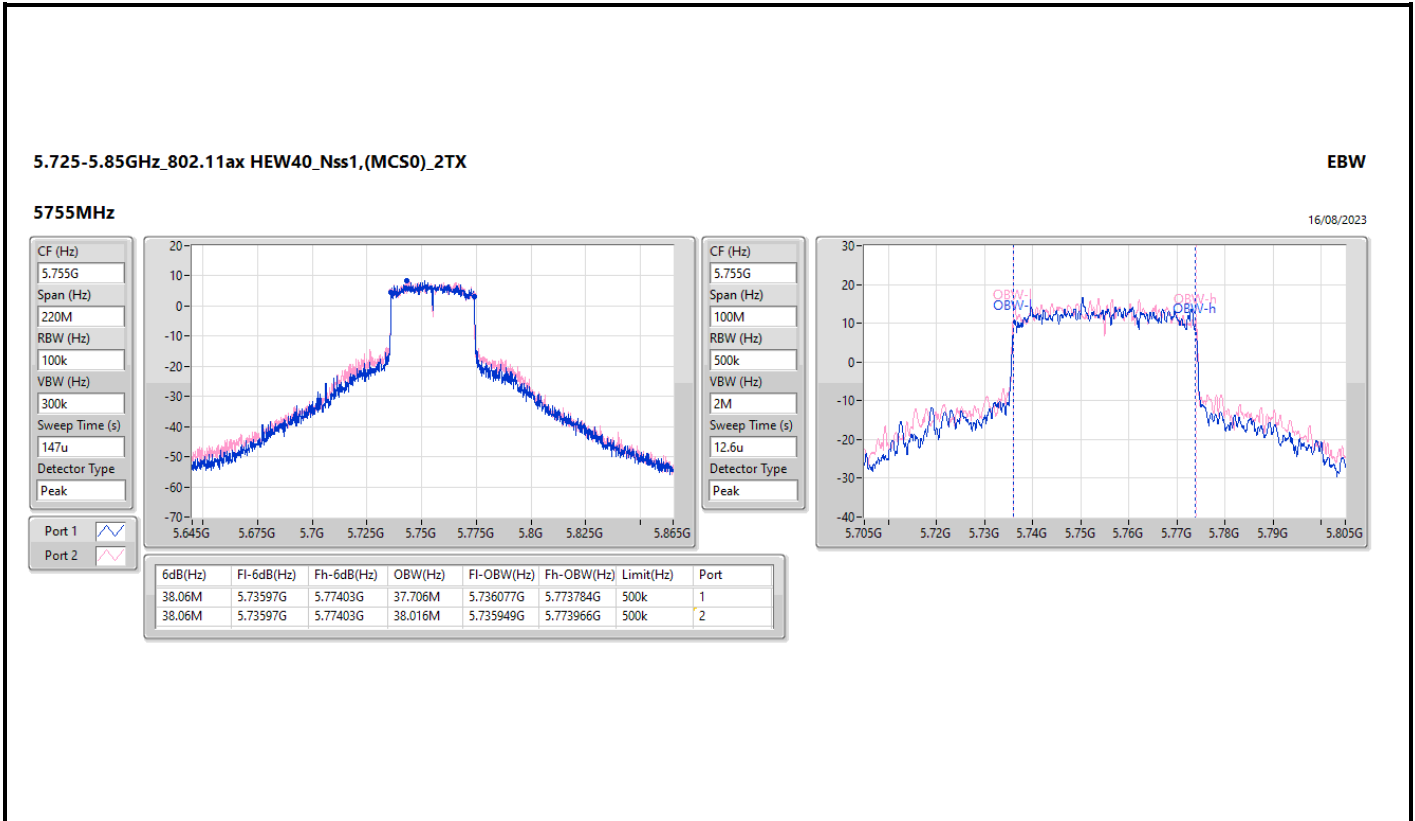
5.725-5.85GHz_802.11ax HEW40_Nss1,(MCS0)_2TX

EBW

5710MHz Straddle 5.725-5.85GHz

16/08/2023







5.725-5.85GHz_802.11ax HEW40_Nss1,(MCS0)_2TX EBW

5795MHz 16/08/2023

CF (Hz): 5.795G

Span (Hz): 100M

RBW (Hz): 1M

VBW (Hz): 3M

Sweep Time (s): 12.6u

Detector Type: Peak

Port 1:

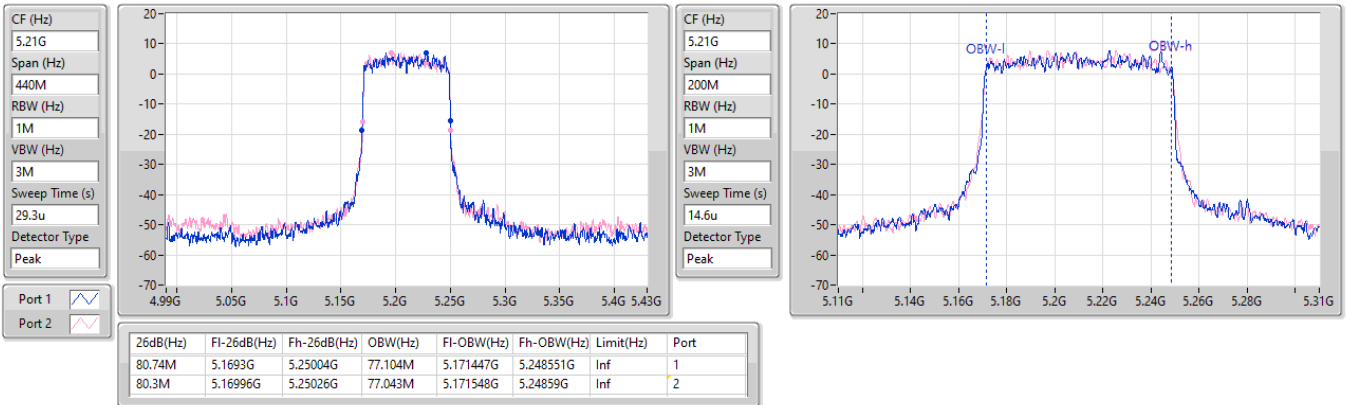
Port 2:

5.15-5.25GHz_802.11ax_HEW80_Nss1,(MCS0)_2TX

EBW

5210MHz

16/08/2023

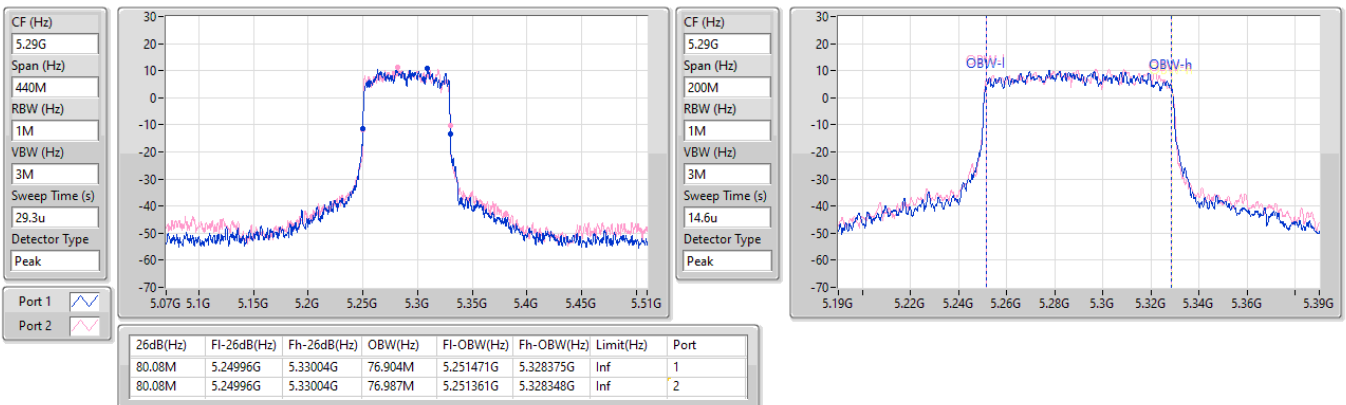


5.25-5.35GHz_802.11ax_HEW80_Nss1,(MCS0)_2TX

EBW

5290MHz

16/08/2023

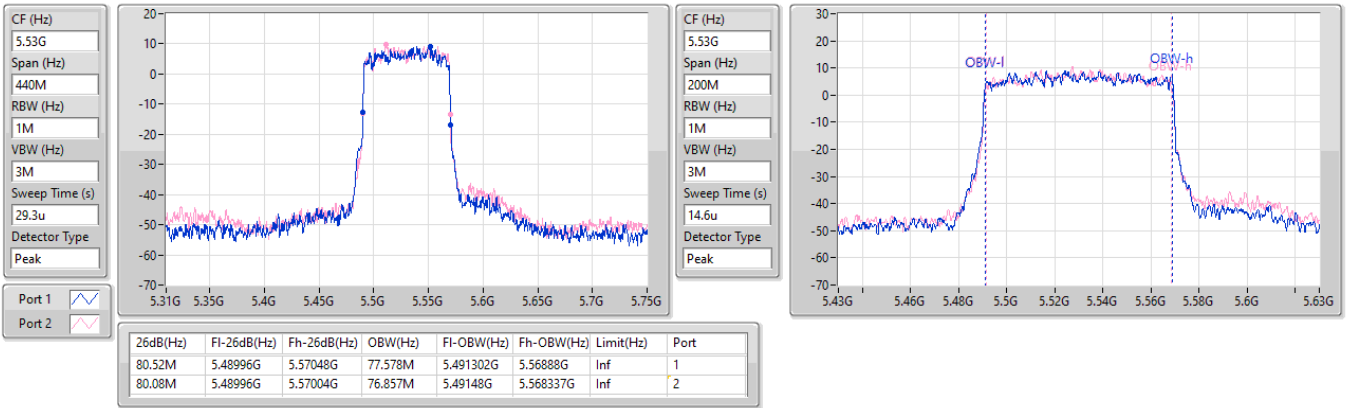


5.47-5.725GHz_802.11ax HEW80_Nss1,(MCS0)_2TX

EBW

5530MHz

16/08/2023

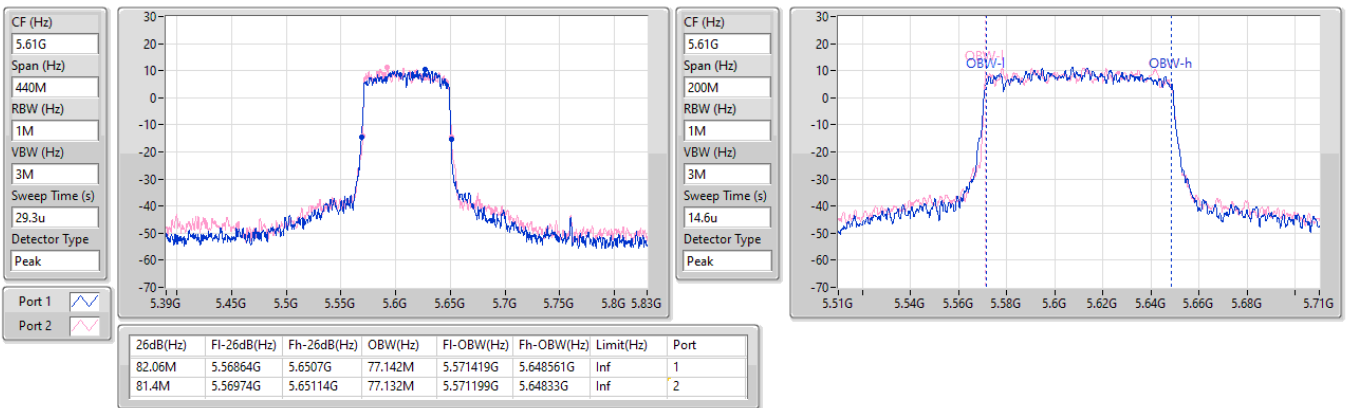


5.47-5.725GHz_802.11ax HEW80_Nss1,(MCS0)_2TX

EBW

5610MHz

16/08/2023

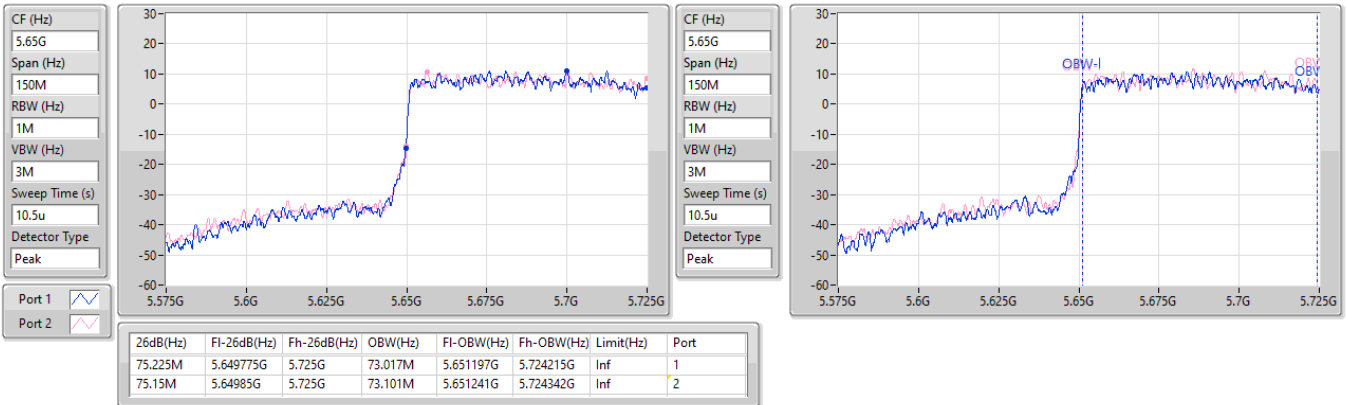


5.47-5.725GHz_802.11ax HEW80_Nss1,(MCS0)_2TX

EBW

5690MHz Straddle 5.47-5.725GHz

16/08/2023

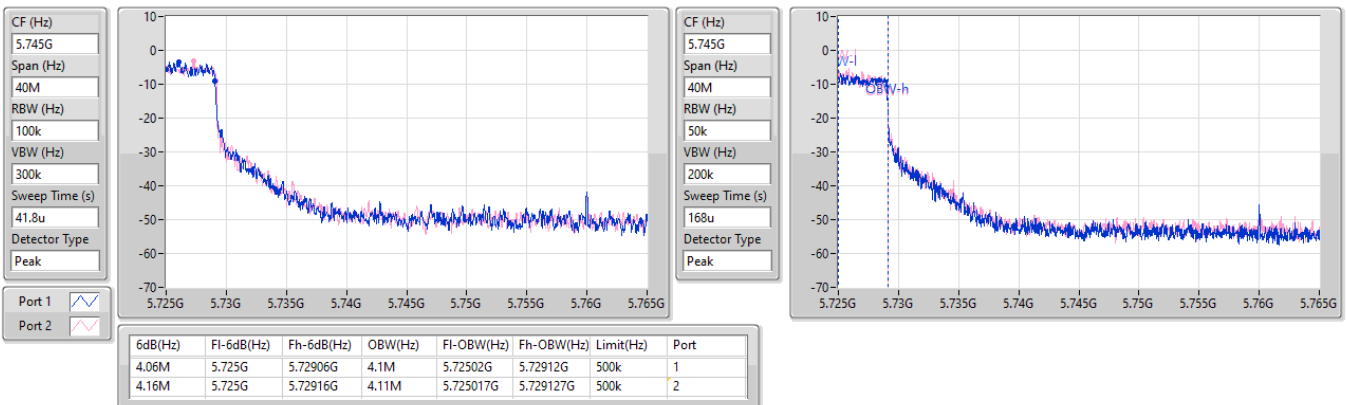


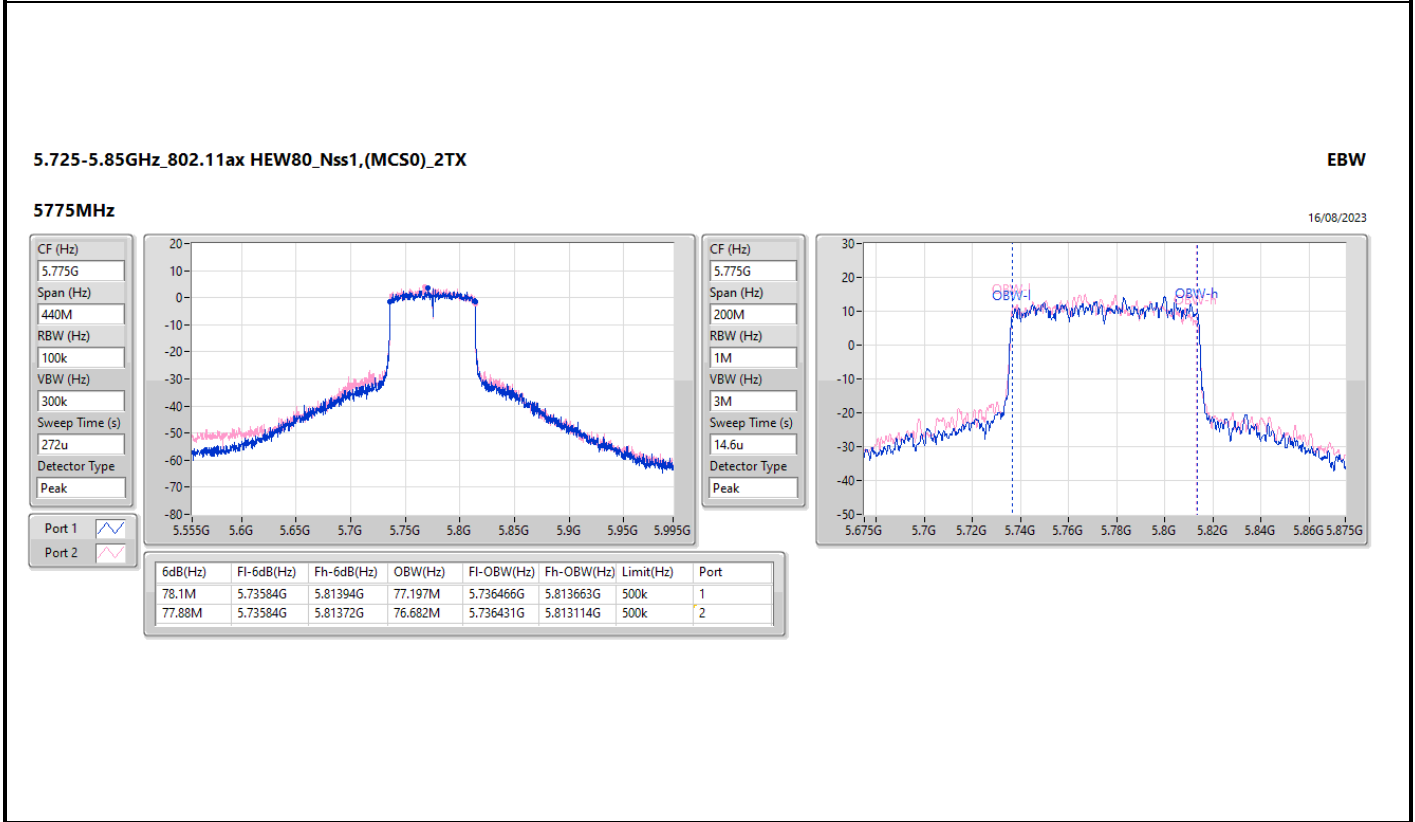
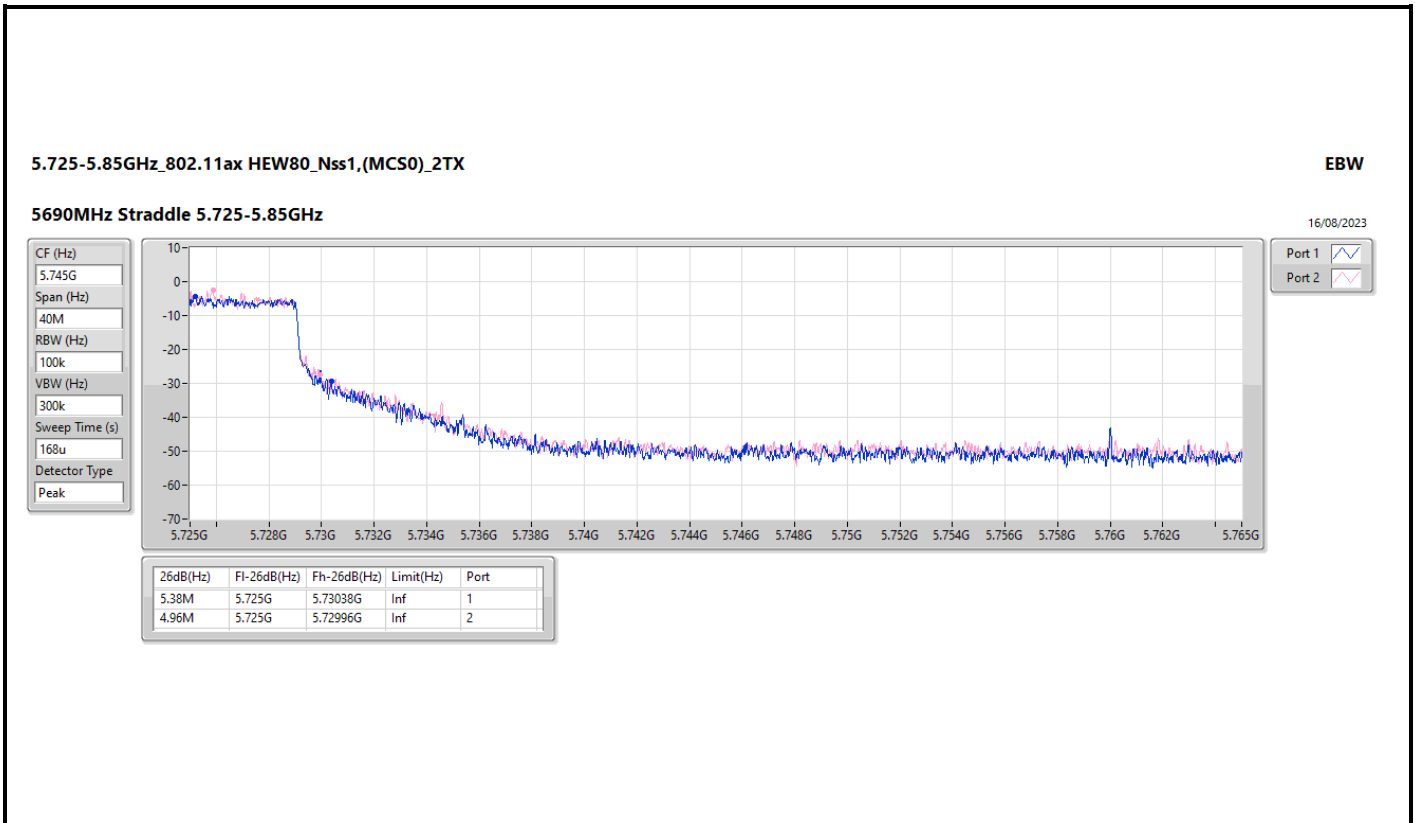
5.725-5.85GHz_802.11ax HEW80_Nss1,(MCS0)_2TX

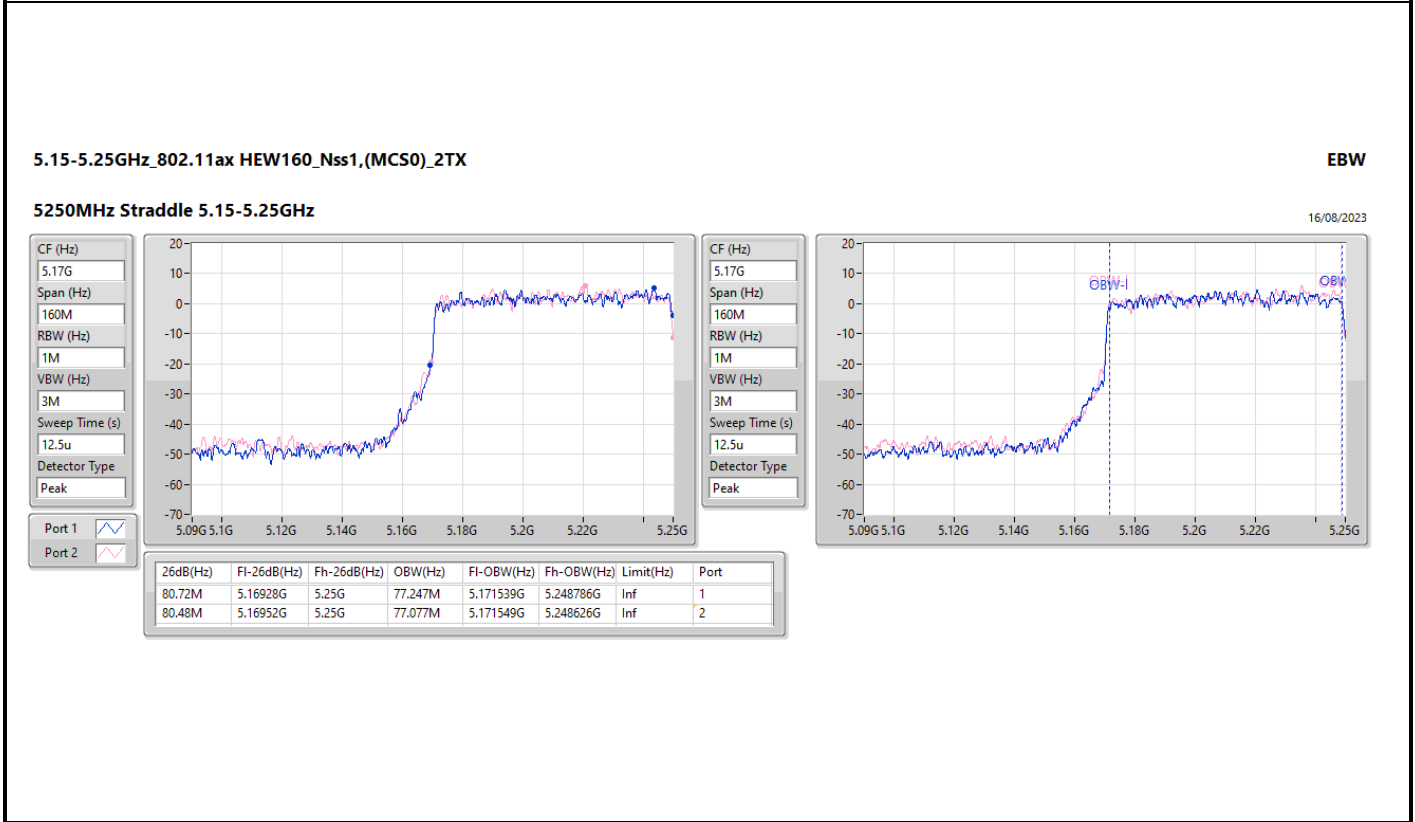
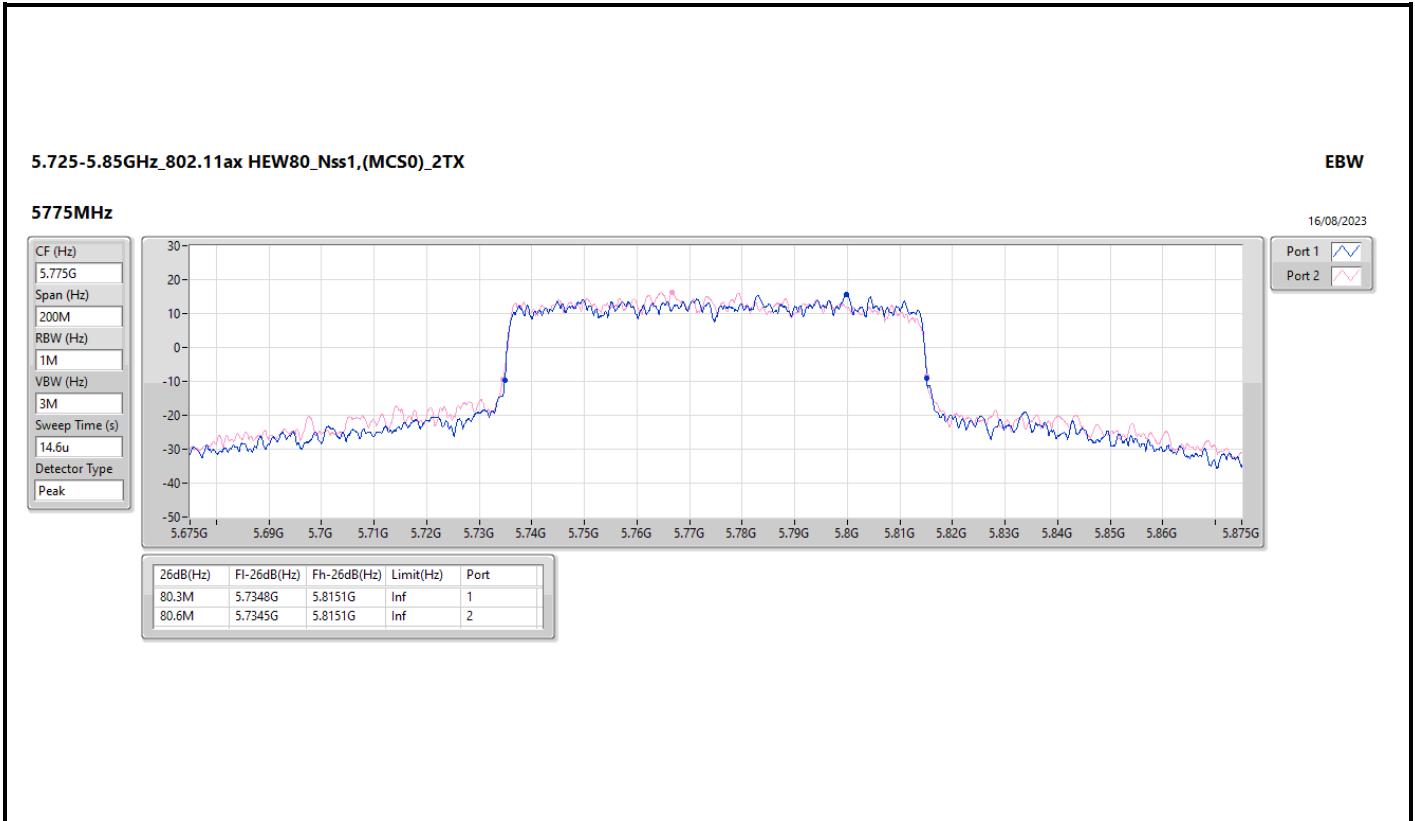
EBW

5690MHz Straddle 5.725-5.85GHz

16/08/2023





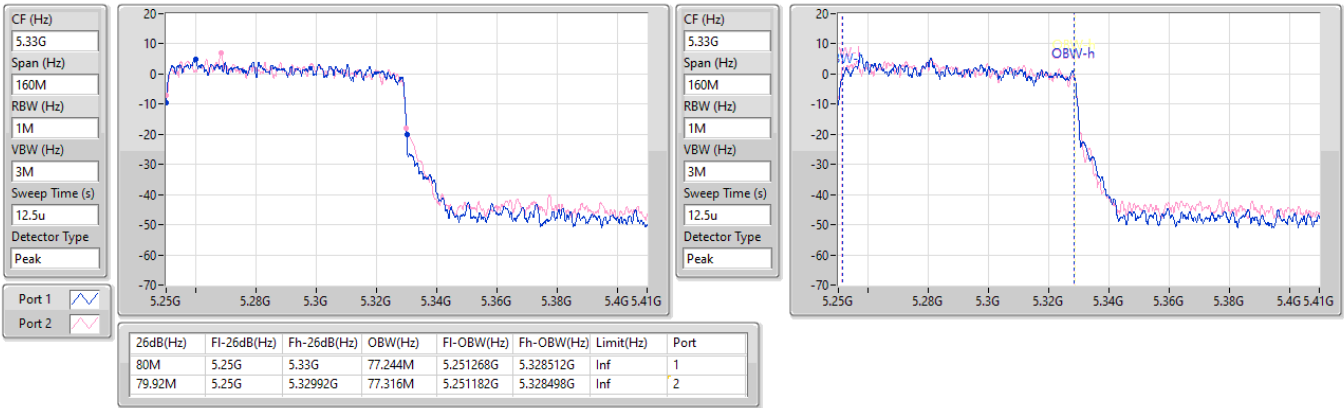


5.25-5.35GHz_802.11ax HEW160_Nss1,(MCS0)_2TX

EBW

5250MHz Straddle 5.25-5.35GHz

16/08/2023

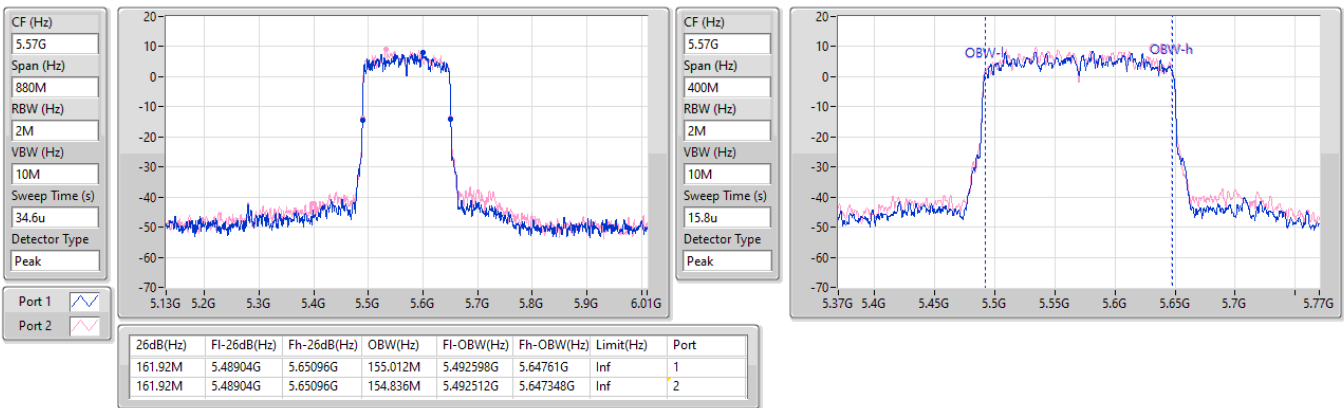


5.47-5.725GHz_802.11ax HEW160_Nss1,(MCS0)_2TX

EBW

5570MHz

16/08/2023



Summary

Mode	Total Power (dBm)	Total Power (W)	Radiated EIRP [Phi 30°] (dBm)	Radiated EIRP [Phi 30°] (W)
5.15-5.25GHz	-	-	-	-
802.11a_Nss1,(6Mbps)_2TX	25.82	0.38194	20.81	0.12050
802.11ax HEW20_Nss1,(MCS0)_2TX	25.97	0.39537	20.94	0.12417
802.11ax HEW20-BF_Nss1,(MCS0)_2TX	22.84	0.19231	20.95	0.12445
802.11ax HEW40_Nss1,(MCS0)_2TX	25.87	0.38637	20.95	0.12445
802.11ax HEW40-BF_Nss1,(MCS0)_2TX	22.79	0.19011	20.88	0.12246
802.11ax HEW80_Nss1,(MCS0)_2TX	22.58	0.18113	18.09	0.06442
802.11ax HEW80-BF_Nss1,(MCS0)_2TX	22.58	0.18113	20.61	0.11508
802.11ax HEW160_Nss1,(MCS0)_2TX	20.19	0.10447	19.02	0.07980
802.11ax HEW160-BF_Nss1,(MCS0)_2TX	19.53	0.08974	20.88	0.12246
5.25-5.35GHz	-	-	-	-
802.11a_Nss1,(6Mbps)_2TX	19.94	0.09863	Inf	Inf
802.11ax HEW20_Nss1,(MCS0)_2TX	20.52	0.11272	Inf	Inf
802.11ax HEW20-BF_Nss1,(MCS0)_2TX	20.22	0.10520	Inf	Inf
802.11ax HEW40_Nss1,(MCS0)_2TX	23.05	0.20184	Inf	Inf
802.11ax HEW40-BF_Nss1,(MCS0)_2TX	20.28	0.10666	Inf	Inf
802.11ax HEW80_Nss1,(MCS0)_2TX	22.81	0.19099	Inf	Inf
802.11ax HEW80-BF_Nss1,(MCS0)_2TX	20.30	0.10715	Inf	Inf
802.11ax HEW160_Nss1,(MCS0)_2TX	19.93	0.09840	Inf	Inf
802.11ax HEW160-BF_Nss1,(MCS0)_2TX	19.28	0.08472	Inf	Inf
5.47-5.725GHz	-	-	-	-
802.11a_Nss1,(6Mbps)_2TX	20.04	0.10093	Inf	Inf
802.11ax HEW20_Nss1,(MCS0)_2TX	20.41	0.10990	Inf	Inf
802.11ax HEW20-BF_Nss1,(MCS0)_2TX	20.29	0.10691	Inf	Inf
802.11ax HEW40_Nss1,(MCS0)_2TX	22.99	0.19907	Inf	Inf
802.11ax HEW40-BF_Nss1,(MCS0)_2TX	20.22	0.10520	Inf	Inf
802.11ax HEW80_Nss1,(MCS0)_2TX	22.99	0.19907	Inf	Inf
802.11ax HEW80-BF_Nss1,(MCS0)_2TX	20.24	0.10568	Inf	Inf
802.11ax HEW160_Nss1,(MCS0)_2TX	22.81	0.19099	Inf	Inf
802.11ax HEW160-BF_Nss1,(MCS0)_2TX	20.23	0.10544	Inf	Inf
5.725-5.85GHz	-	-	-	-
802.11a_Nss1,(6Mbps)_2TX	29.04	0.80168	Inf	Inf
802.11ax HEW20_Nss1,(MCS0)_2TX	29.04	0.80168	Inf	Inf
802.11ax HEW20-BF_Nss1,(MCS0)_2TX	26.34	0.43053	Inf	Inf
802.11ax HEW40_Nss1,(MCS0)_2TX	28.98	0.79068	Inf	Inf
802.11ax HEW40-BF_Nss1,(MCS0)_2TX	26.36	0.43251	Inf	Inf
802.11ax HEW80_Nss1,(MCS0)_2TX	27.10	0.51286	Inf	Inf
802.11ax HEW80-BF_Nss1,(MCS0)_2TX	26.09	0.40644	Inf	Inf



Result

Mode	Result	DG (dBi)	Port 1 (dBm)	Port 2 (dBm)	Total Power (dBm)	Power Limit (dBm)	Radiated EIRP [Phi 30°] (dBm)	Radiated EIRP Limit [Phi 30°] (dBm)
802.11a_Nss1,(6Mbps)_2TX	-	-	-	-	-	-	-	-
5180MHz	Pass	6.91	22.68	22.94	25.82	29.09	20.65	21.00
5200MHz	Pass	6.91	21.5	21.62	24.57	29.09	20.62	21.00
5240MHz	Pass	6.91	22.46	23.01	25.75	29.09	20.81	21.00
5260MHz	Pass	6.91	16.31	17.41	19.91	22.96	Inf	Inf
5300MHz	Pass	6.91	16.4	17.31	19.89	22.82	Inf	Inf
5320MHz	Pass	6.91	16.51	17.32	19.94	22.80	Inf	Inf
5500MHz	Pass	6.91	16.66	17.37	20.04	22.72	Inf	Inf
5580MHz	Pass	6.91	16.25	17.17	19.74	22.82	Inf	Inf
5700MHz	Pass	6.91	16.66	17.13	19.91	22.88	Inf	Inf
5720MHz Straddle 5.47-5.725GHz	Pass	6.91	15.84	16.22	19.04	21.82	Inf	Inf
5720MHz Straddle 5.725-5.85GHz	Pass	6.91	9.06	9.49	12.29	29.09	Inf	Inf
5745MHz	Pass	6.91	25.29	26.18	28.77	29.09	Inf	Inf
5785MHz	Pass	6.91	25.13	26.16	28.69	29.09	Inf	Inf
5825MHz	Pass	6.91	25.31	26.65	29.04	29.09	Inf	Inf
802.11ax HEW20_Nss1,(MCS0)_2TX	-	-	-	-	-	-	-	-
5180MHz	Pass	6.91	21.04	21.82	24.46	29.09	19.47	21.00
5200MHz	Pass	6.91	21.71	21.83	24.78	29.09	20.92	21.00
5240MHz	Pass	6.91	22.62	23.27	25.97	29.09	20.94	21.00
5260MHz	Pass	6.91	16.62	17.66	20.18	23.07	Inf	Inf
5300MHz	Pass	6.91	17.07	17.91	20.52	23.07	Inf	Inf
5320MHz	Pass	6.91	16.75	17.63	20.22	23.07	Inf	Inf
5500MHz	Pass	6.91	16.95	17.59	20.29	23.07	Inf	Inf
5580MHz	Pass	6.91	16.92	17.83	20.41	23.07	Inf	Inf
5700MHz	Pass	6.91	16.88	17.4	20.16	23.07	Inf	Inf
5720MHz Straddle 5.47-5.725GHz	Pass	6.91	16.25	16.66	19.47	21.91	Inf	Inf
5720MHz Straddle 5.725-5.85GHz	Pass	6.91	10.37	10.79	13.60	29.09	Inf	Inf
5745MHz	Pass	6.91	25.36	26.61	29.04	29.09	Inf	Inf
5785MHz	Pass	6.91	25.29	26.49	28.94	29.09	Inf	Inf
5825MHz	Pass	6.91	25.07	26.59	28.91	29.09	Inf	Inf
802.11ax HEW40_Nss1,(MCS0)_2TX	-	-	-	-	-	-	-	-
5190MHz	Pass	6.91	19.56	19.98	22.79	29.09	18.21	21.00
5230MHz	Pass	6.91	22.61	23.1	25.87	29.09	20.95	21.00
5270MHz	Pass	6.91	19.19	20.14	22.70	23.07	Inf	Inf
5310MHz	Pass	6.91	19.66	20.38	23.05	23.07	Inf	Inf
5510MHz	Pass	6.91	19.51	20.41	22.99	23.07	Inf	Inf
5550MHz	Pass	6.91	19.36	20.03	22.72	23.07	Inf	Inf
5670MHz	Pass	6.91	19.37	20.06	22.74	23.07	Inf	Inf
5710MHz Straddle 5.47-5.725GHz	Pass	6.91	19.33	20.16	22.78	23.07	Inf	Inf
5710MHz Straddle 5.725-5.85GHz	Pass	6.91	8.45	9.3	11.91	29.09	Inf	Inf
5755MHz	Pass	6.91	25.46	26.43	28.98	29.09	Inf	Inf
5795MHz	Pass	6.91	24.98	26.19	28.64	29.09	Inf	Inf
802.11ax HEW80_Nss1,(MCS0)_2TX	-	-	-	-	-	-	-	-
5210MHz	Pass	6.91	19.42	19.71	22.58	29.09	18.09	21.00
5290MHz	Pass	6.91	19.26	20.28	22.81	23.07	Inf	Inf
5530MHz	Pass	6.91	19.71	20.24	22.99	23.07	Inf	Inf
5610MHz	Pass	6.91	19.36	20.16	22.79	23.07	Inf	Inf
5690MHz Straddle 5.47-5.725GHz	Pass	6.91	19.23	20.14	22.72	23.07	Inf	Inf
5690MHz Straddle 5.725-5.85GHz	Pass	6.91	4.07	5.01	7.58	29.09	Inf	Inf
5775MHz	Pass	6.91	23.75	24.4	27.10	29.09	Inf	Inf
802.11ax HEW160_Nss1,(MCS0)_2TX	-	-	-	-	-	-	-	-
5250MHz Straddle 5.15-5.25GHz	Pass	6.91	16.73	17.59	20.19	29.09	19.02	21.00
5250MHz Straddle 5.25-5.35GHz	Pass	6.91	16.31	17.46	19.93	23.07	Inf	Inf
5570MHz	Pass	6.91	19.37	20.19	22.81	23.07	Inf	Inf

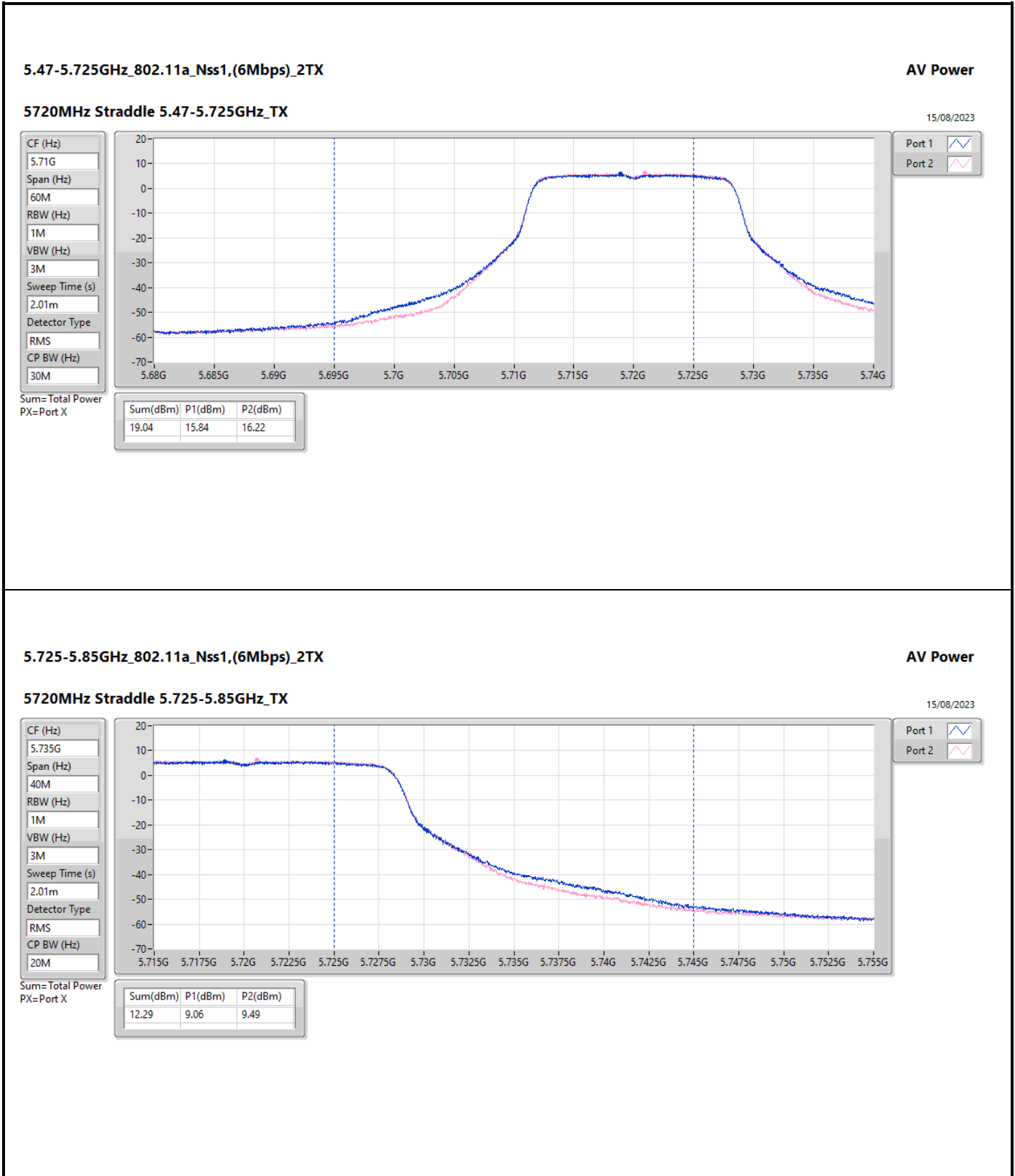


Average Power-For Mode 1

Appendix C.1

Mode	Result	DG (dBi)	Port 1 (dBm)	Port 2 (dBm)	Total Power (dBm)	Power Limit (dBm)	Radiated EIRP [Phi 30°] (dBm)	Radiated EIRP Limit [Phi 30°] (dBm)
802.11ax HEW20-BF_Nss1,(MCS0)_2TX	-	-	-	-	-	-	-	-
5180MHz	Pass	9.62	19.57	19.96	22.78	26.38	20.71	21.00
5200MHz	Pass	9.62	18.57	18.87	21.73	26.38	20.73	21.00
5240MHz	Pass	9.62	19.63	20.02	22.84	26.38	20.95	21.00
5260MHz	Pass	9.62	16.62	17.66	20.18	20.36	Inf	Inf
5300MHz	Pass	9.62	16.55	17.53	20.08	20.36	Inf	Inf
5320MHz	Pass	9.62	16.75	17.63	20.22	20.36	Inf	Inf
5500MHz	Pass	9.62	16.95	17.59	20.29	20.36	Inf	Inf
5580MHz	Pass	9.62	16.54	17.26	19.93	20.36	Inf	Inf
5700MHz	Pass	9.62	16.88	17.4	20.16	20.36	Inf	Inf
5720MHz Straddle 5.47-5.725GHz	Pass	9.62	16.25	16.66	19.47	20.36	Inf	Inf
5720MHz Straddle 5.725-5.85GHz	Pass	9.62	10.37	10.79	13.60	26.38	Inf	Inf
5745MHz	Pass	9.62	22.70	23.37	26.06	26.38	Inf	Inf
5785MHz	Pass	9.62	22.91	23.71	26.34	26.38	Inf	Inf
5825MHz	Pass	9.62	22.81	23.28	26.06	26.38	Inf	Inf
802.11ax HEW40-BF_Nss1,(MCS0)_2TX	-	-	-	-	-	-	-	-
5190MHz	Pass	9.62	19.56	19.98	22.79	26.38	20.85	21.00
5230MHz	Pass	9.62	19.44	19.95	22.71	26.38	20.88	21.00
5270MHz	Pass	9.62	16.71	17.76	20.28	20.36	Inf	Inf
5310MHz	Pass	9.62	16.73	17.69	20.25	20.36	Inf	Inf
5510MHz	Pass	9.62	16.52	17.47	20.03	20.36	Inf	Inf
5550MHz	Pass	9.62	16.58	17.51	20.08	20.36	Inf	Inf
5670MHz	Pass	9.62	16.75	17.36	20.08	20.36	Inf	Inf
5710MHz Straddle 5.47-5.725GHz	Pass	9.62	16.94	17.47	20.22	20.36	Inf	Inf
5710MHz Straddle 5.725-5.85GHz	Pass	9.62	6.05	6.59	9.34	26.38	Inf	Inf
5755MHz	Pass	9.62	22.98	23.65	26.34	26.38	Inf	Inf
5795MHz	Pass	9.62	22.82	23.82	26.36	26.38	Inf	Inf
802.11ax HEW80-BF_Nss1,(MCS0)_2TX	-	-	-	-	-	-	-	-
5210MHz	Pass	9.62	19.42	19.71	22.58	26.38	20.61	21.00
5290MHz	Pass	9.62	16.77	17.76	20.30	20.36	Inf	Inf
5530MHz	Pass	9.62	16.76	17.11	19.95	20.36	Inf	Inf
5610MHz	Pass	9.62	16.90	17.54	20.24	20.36	Inf	Inf
5690MHz Straddle 5.47-5.725GHz	Pass	9.62	16.54	17.37	19.99	20.36	Inf	Inf
5690MHz Straddle 5.725-5.85GHz	Pass	9.62	1.41	2.30	4.89	26.38	Inf	Inf
5775MHz	Pass	9.62	22.66	23.46	26.09	26.38	Inf	Inf
802.11ax HEW160-BF_Nss1,(MCS0)_2TX	-	-	-	-	-	-	-	-
5250MHz Straddle 5.15-5.25GHz	Pass	9.62	16.32	16.71	19.53	26.38	20.88	21.00
5250MHz Straddle 5.25-5.35GHz	Pass	9.62	16.05	16.48	19.28	20.36	Inf	Inf
5570MHz	Pass	9.62	16.70	17.69	20.23	20.36	Inf	Inf

DG = Directional Gain; Port X = Port X output power



5.725-5.85GHz_802.11a_Nss1,(6Mbps)_2TX

AV Power

5720MHz Straddle 5.725-5.85GHz_TX

15/08/2023

CF (Hz)
5.735G

Span (Hz)
40M

RBW (Hz)
1M

VBW (Hz)
3M

Sweep Time (s)
2.01m

Detector Type
RMS

CP BW (Hz)
20M

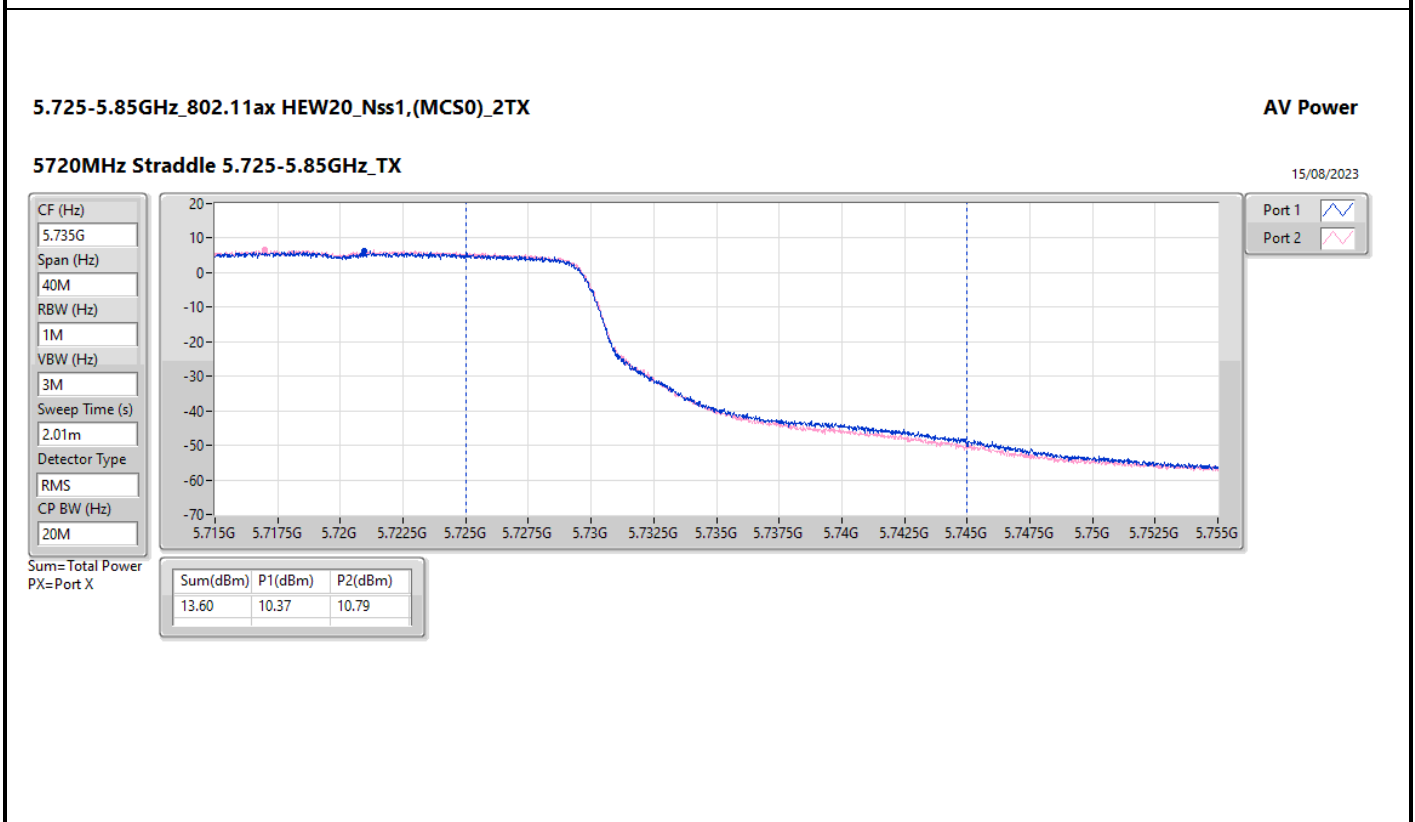
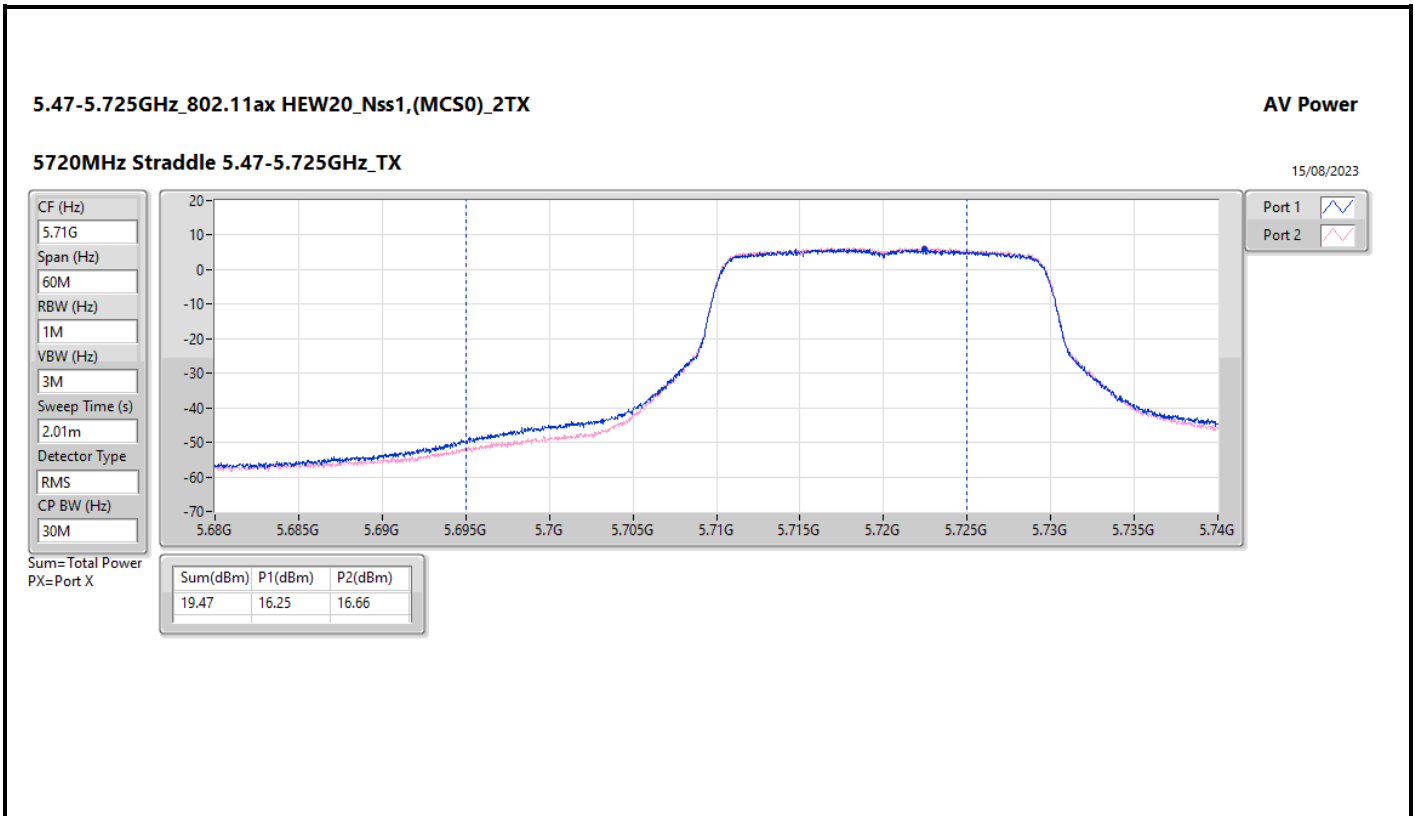


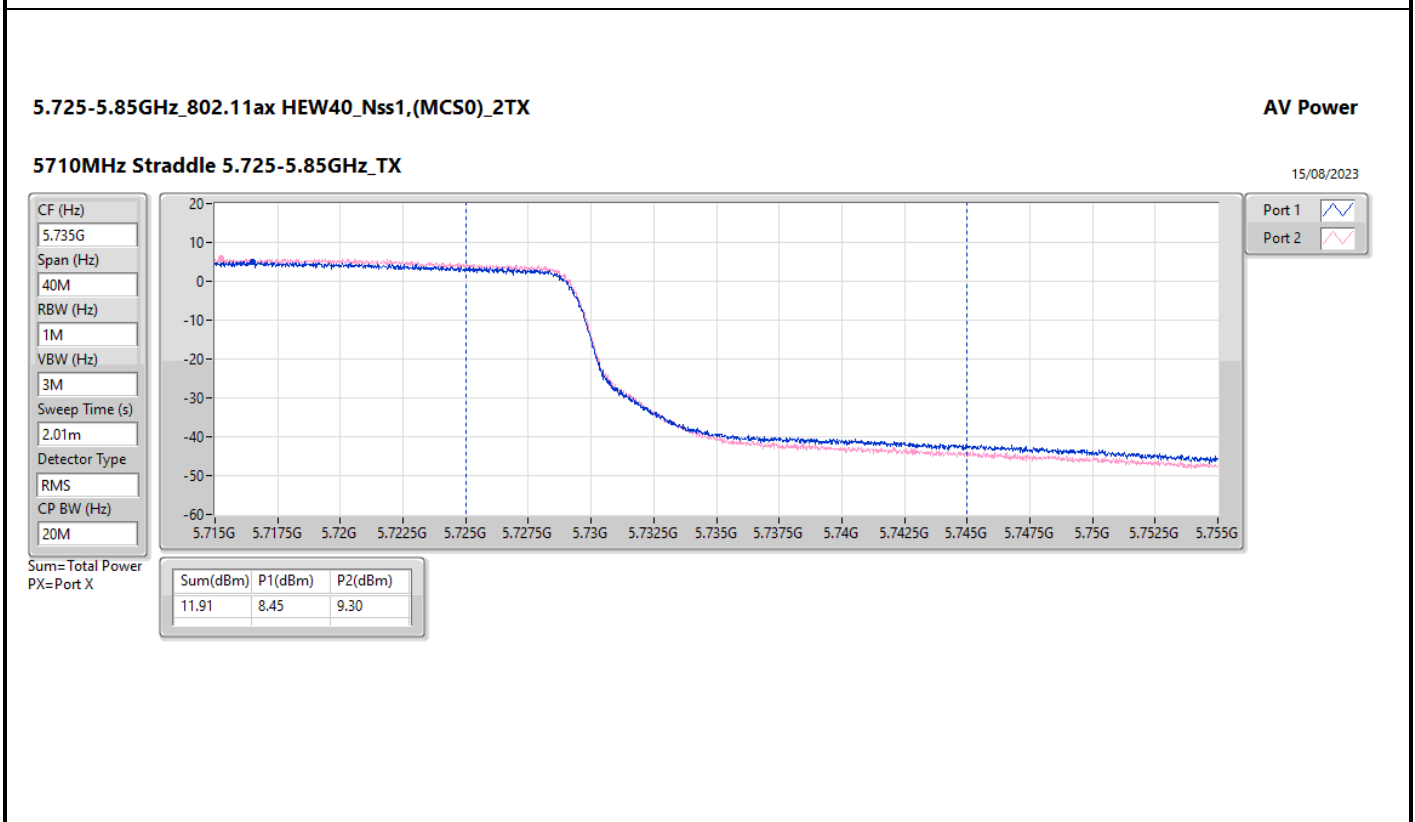
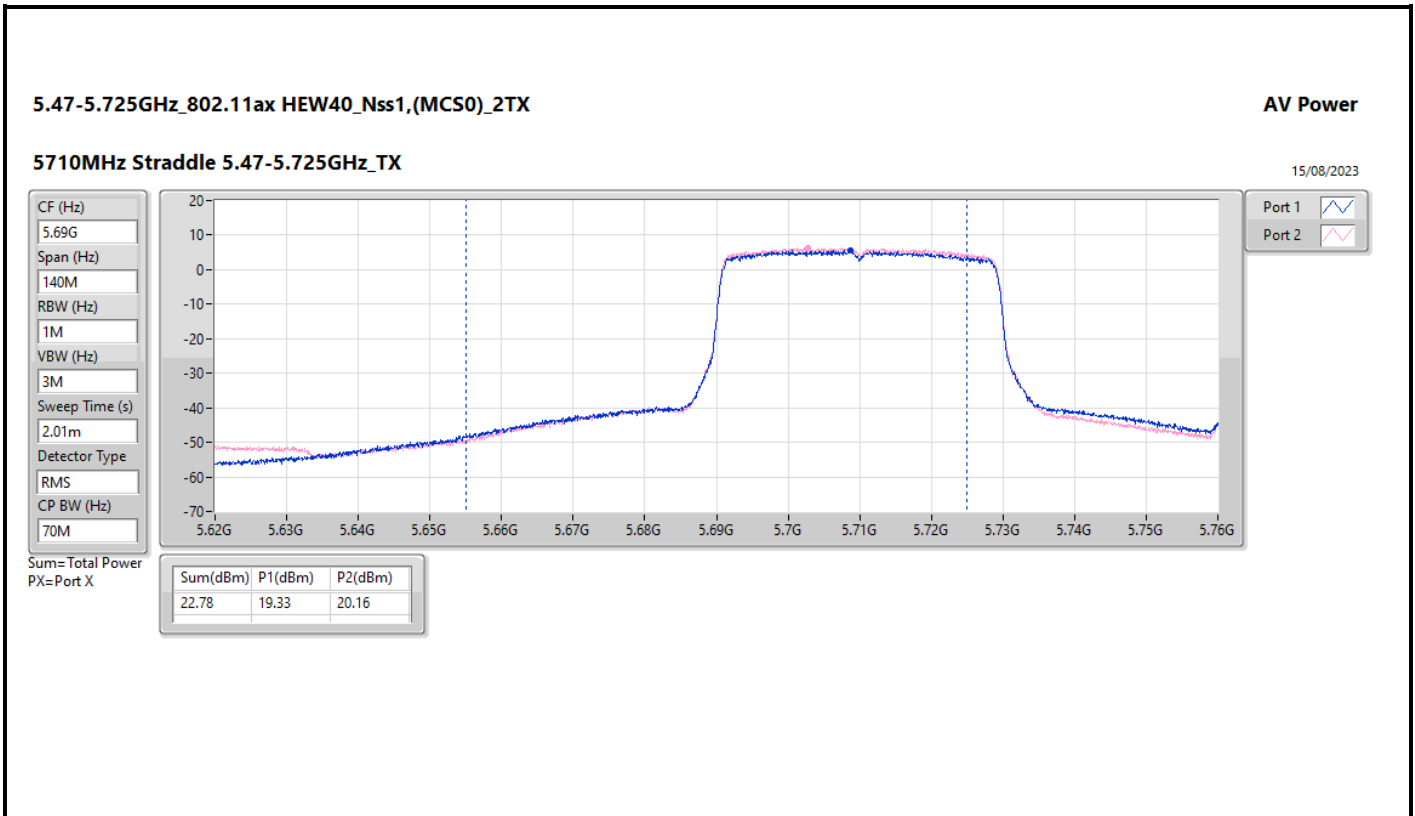
Port 1 

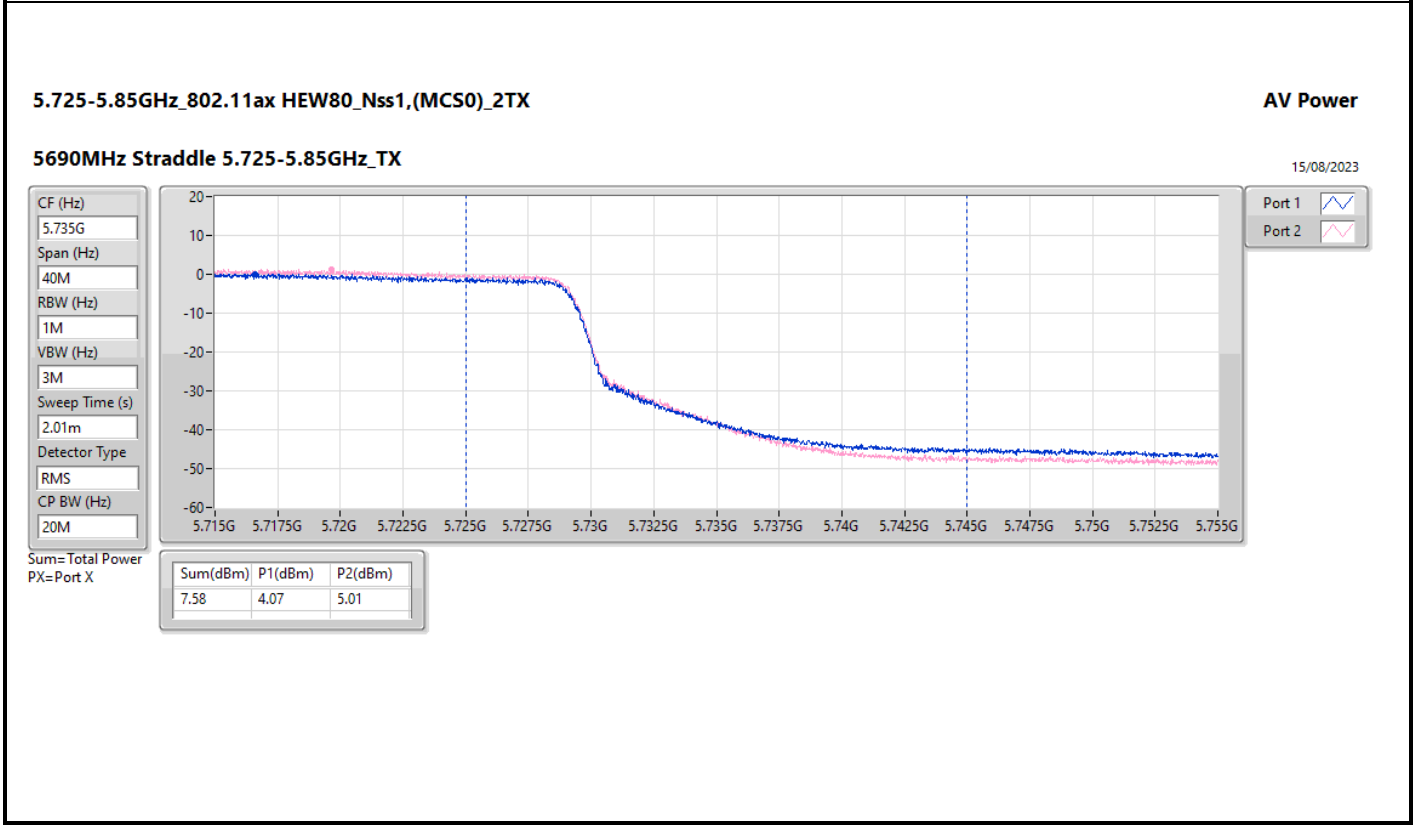
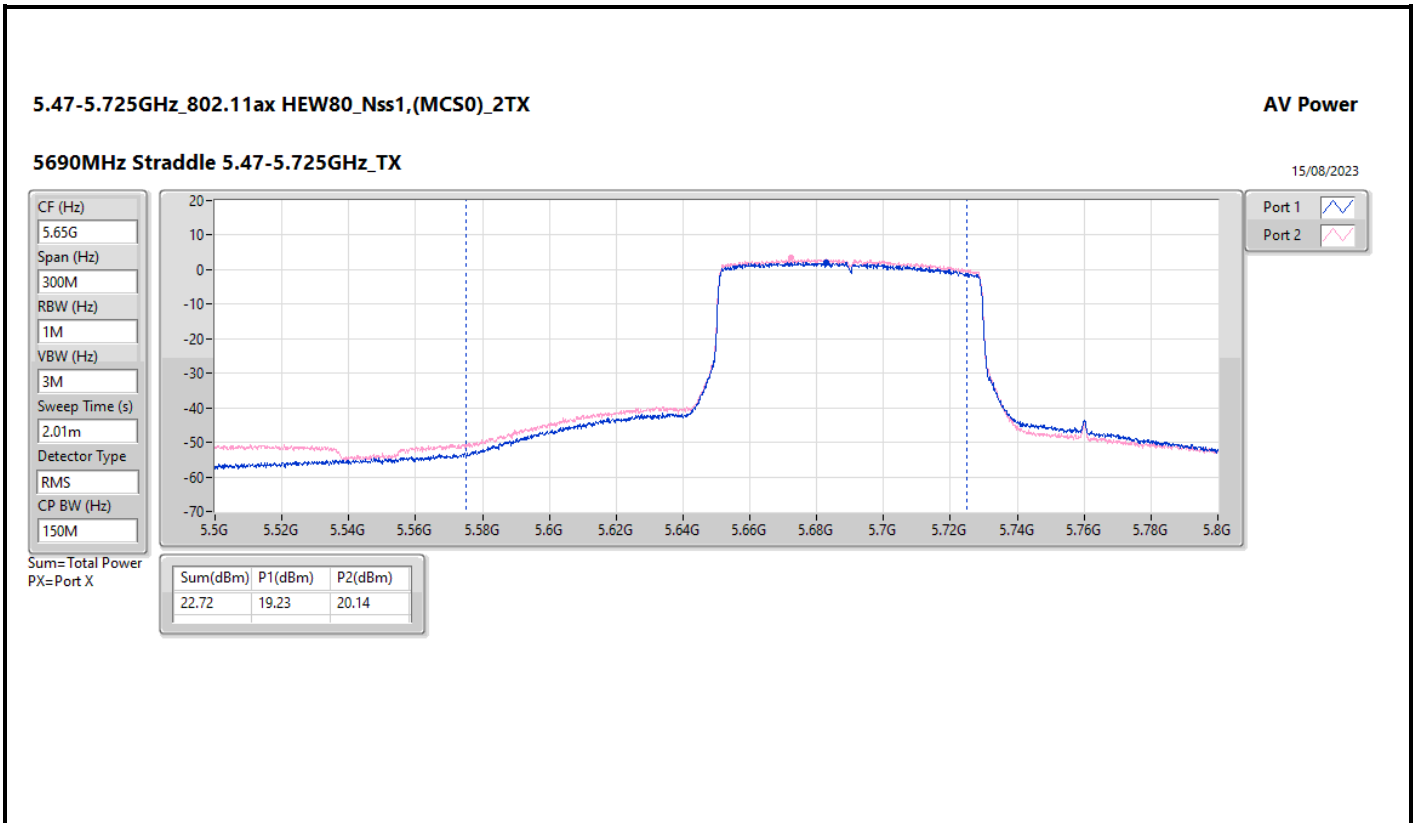
Port 2 

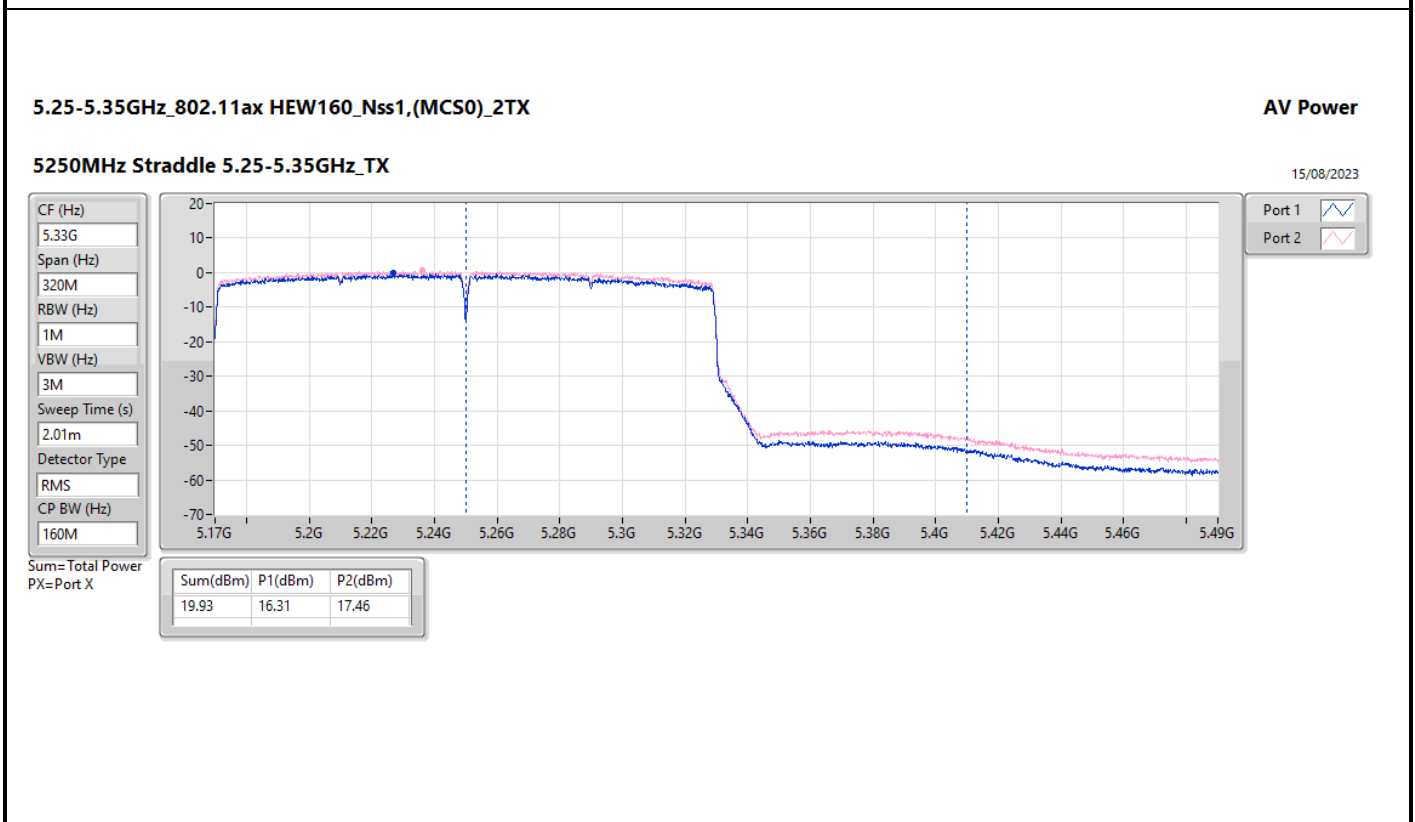
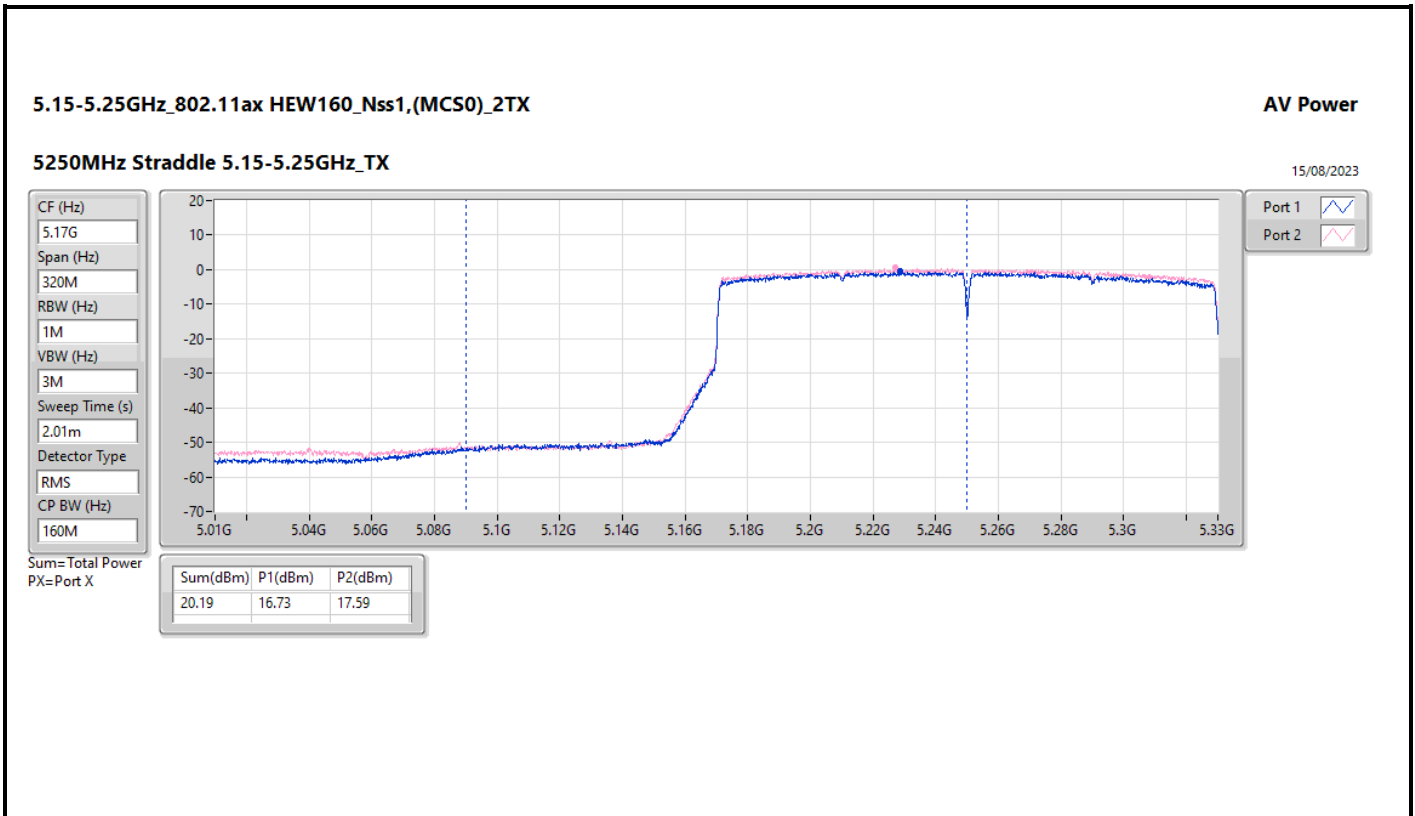
Sum=Total Power
PX=Port X

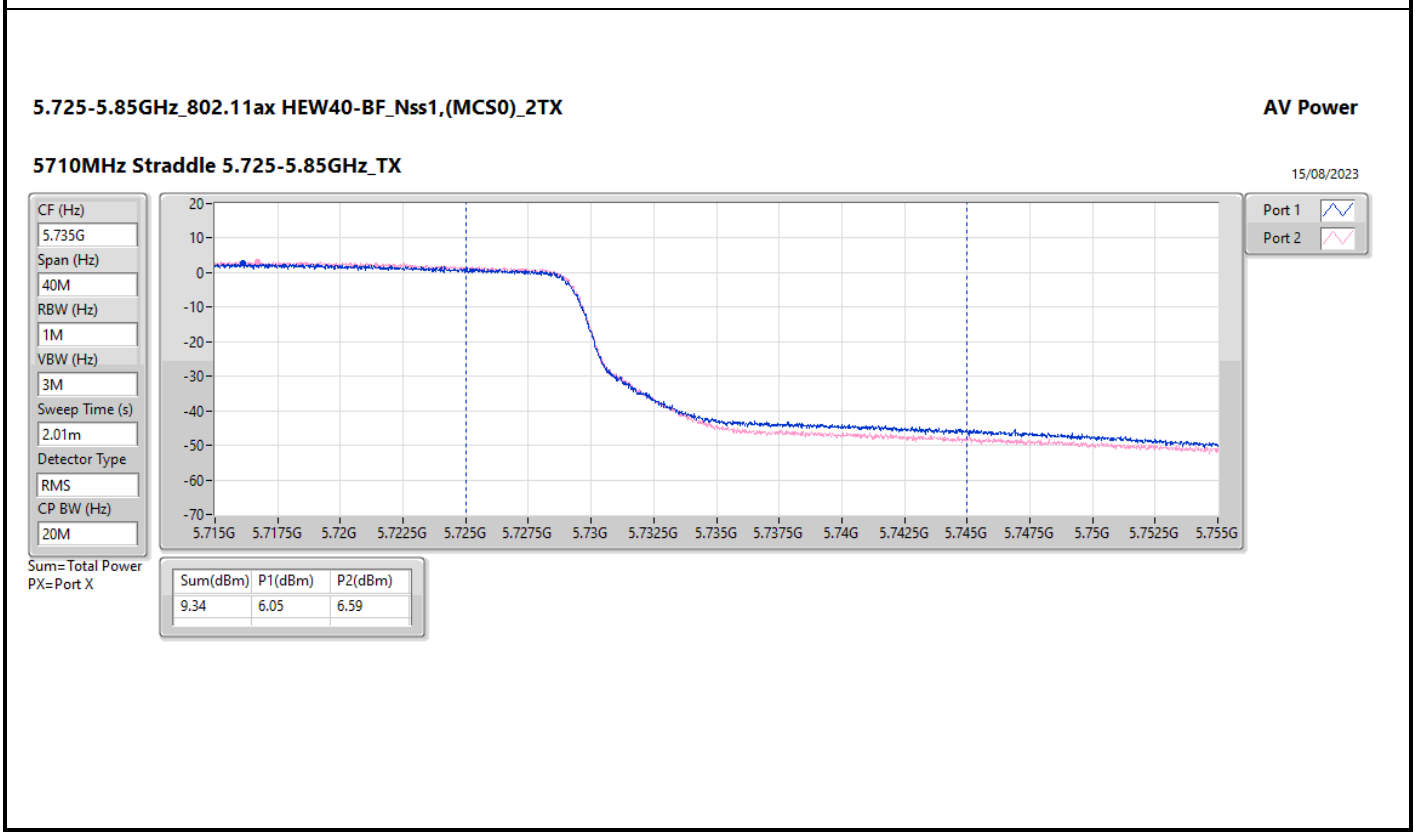
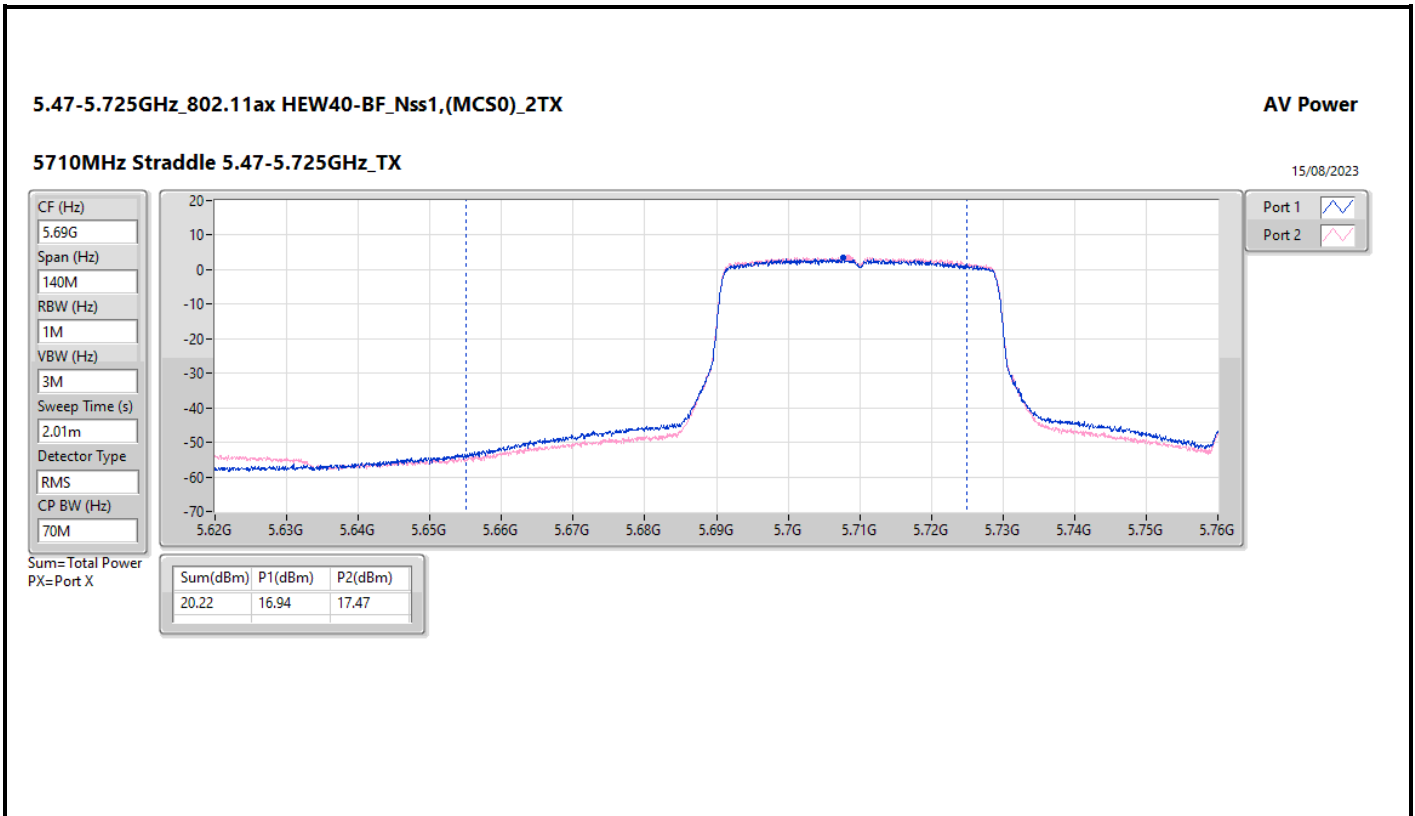
Sum(dBm)	P1(dBm)	P2(dBm)
12.29	9.06	9.49

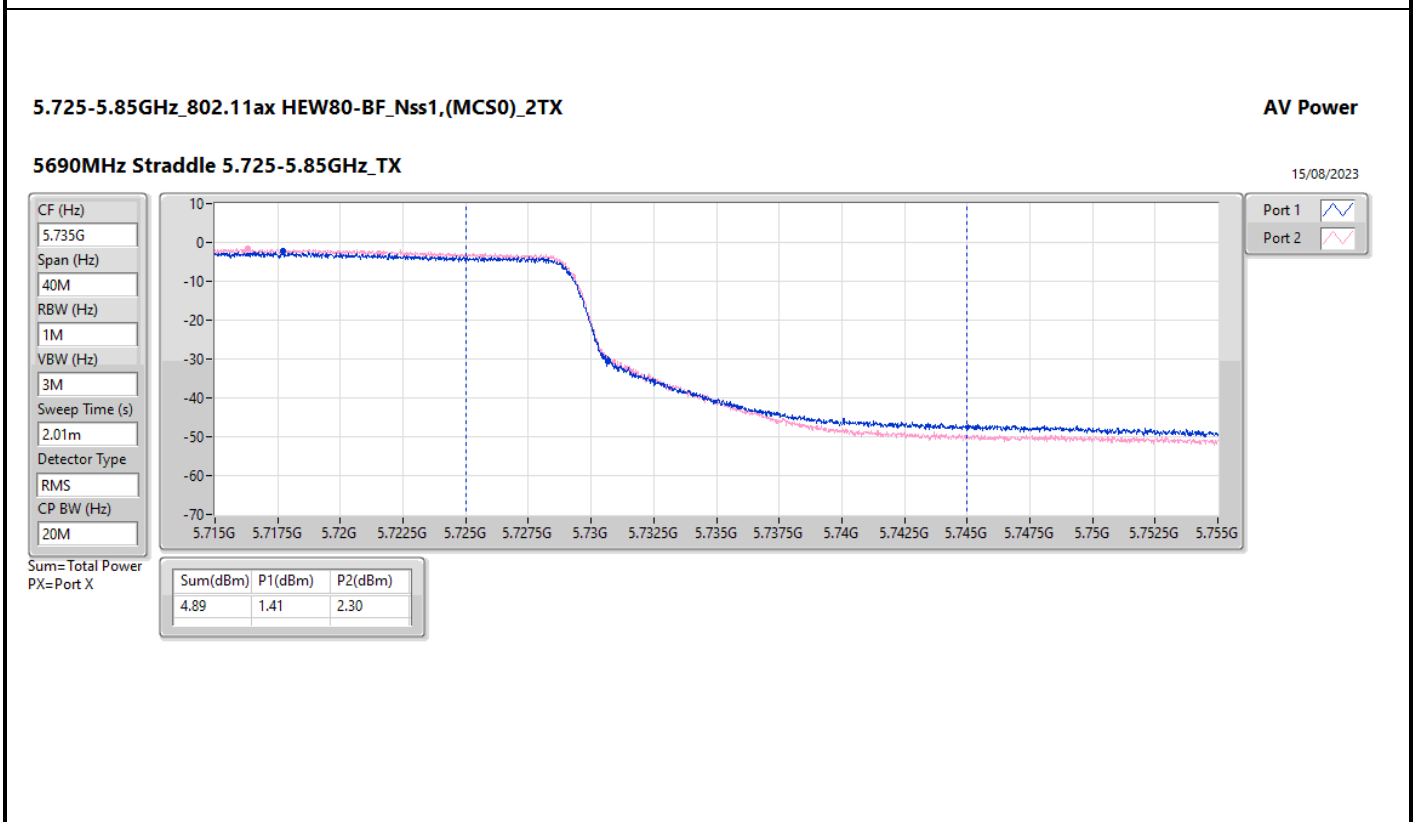
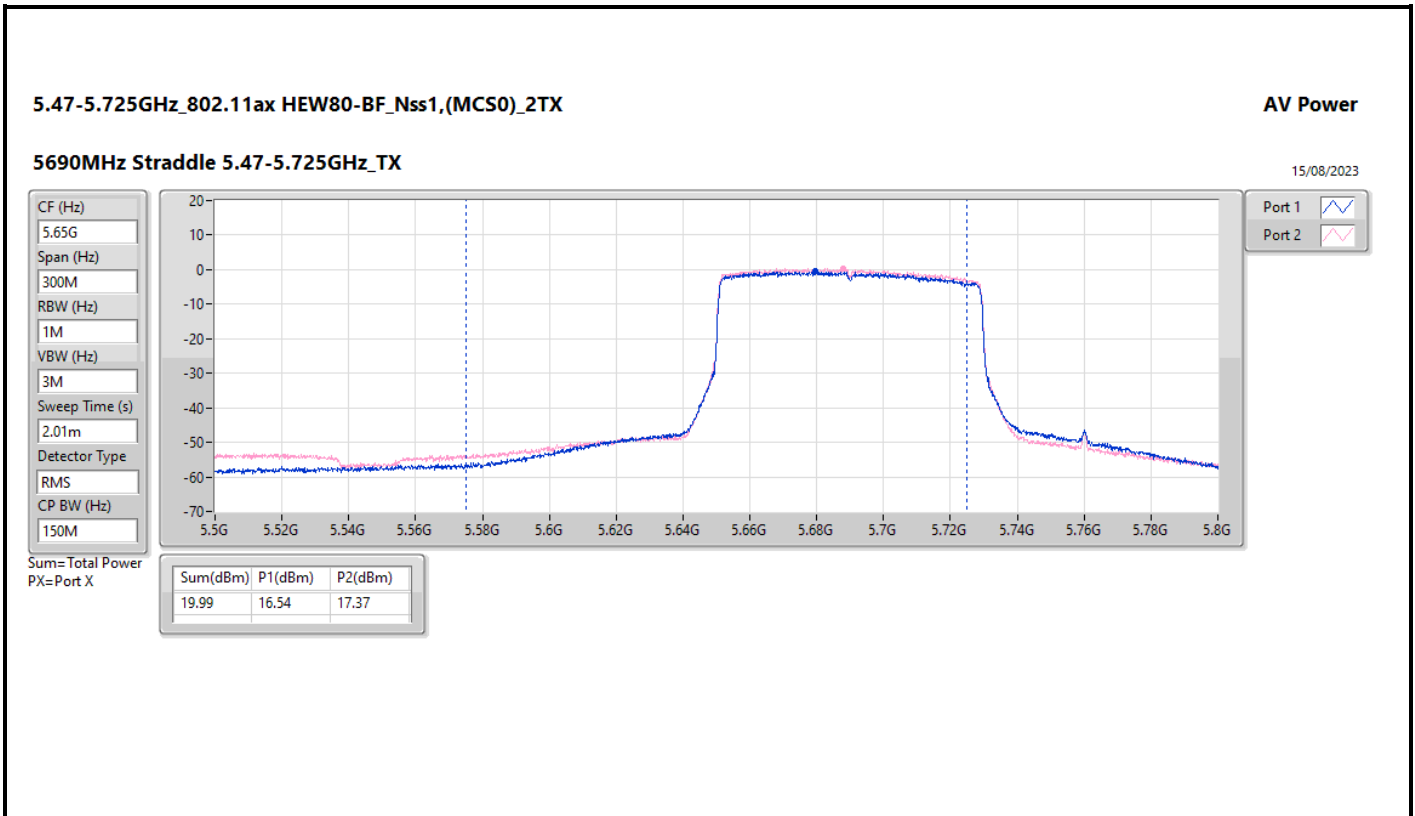


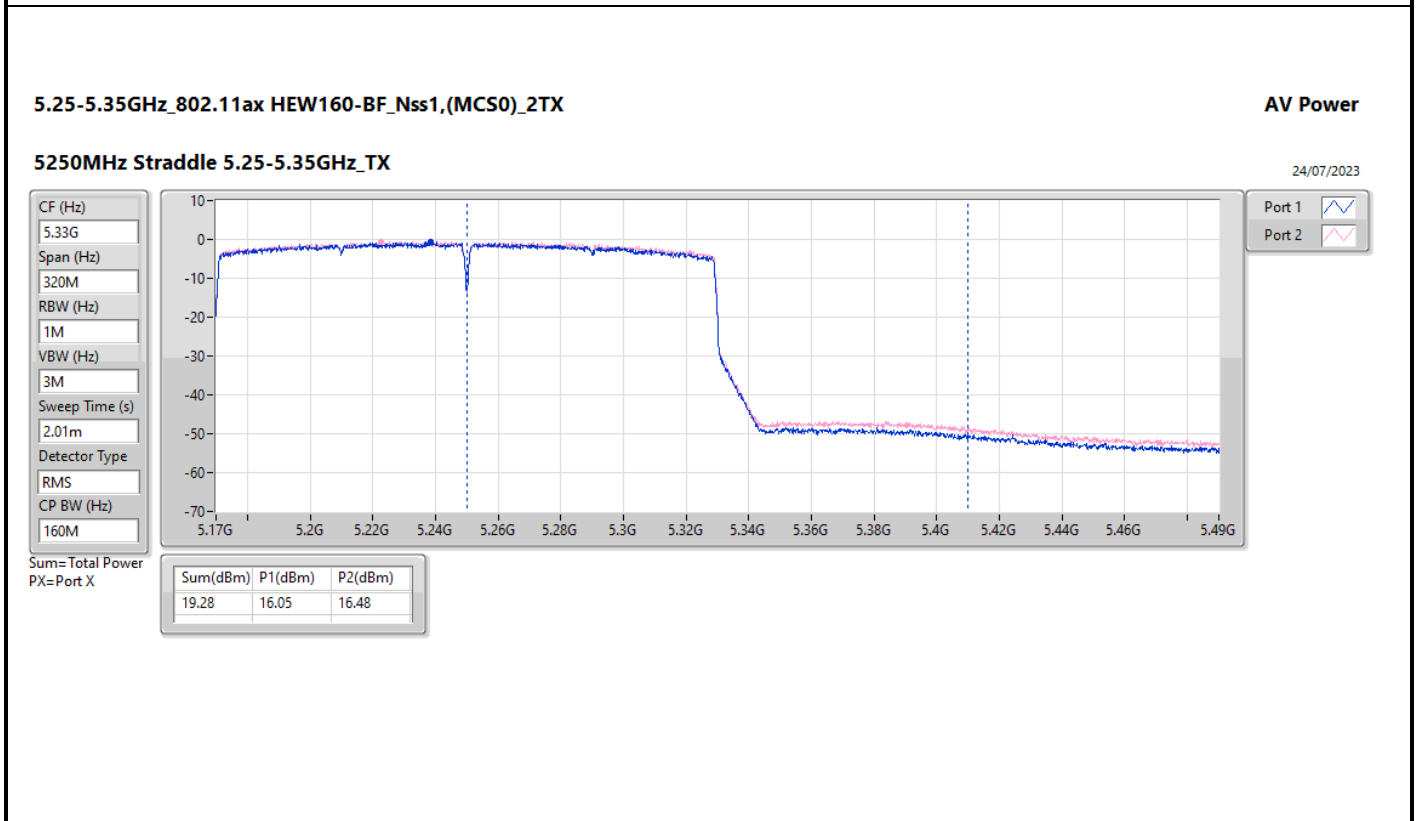
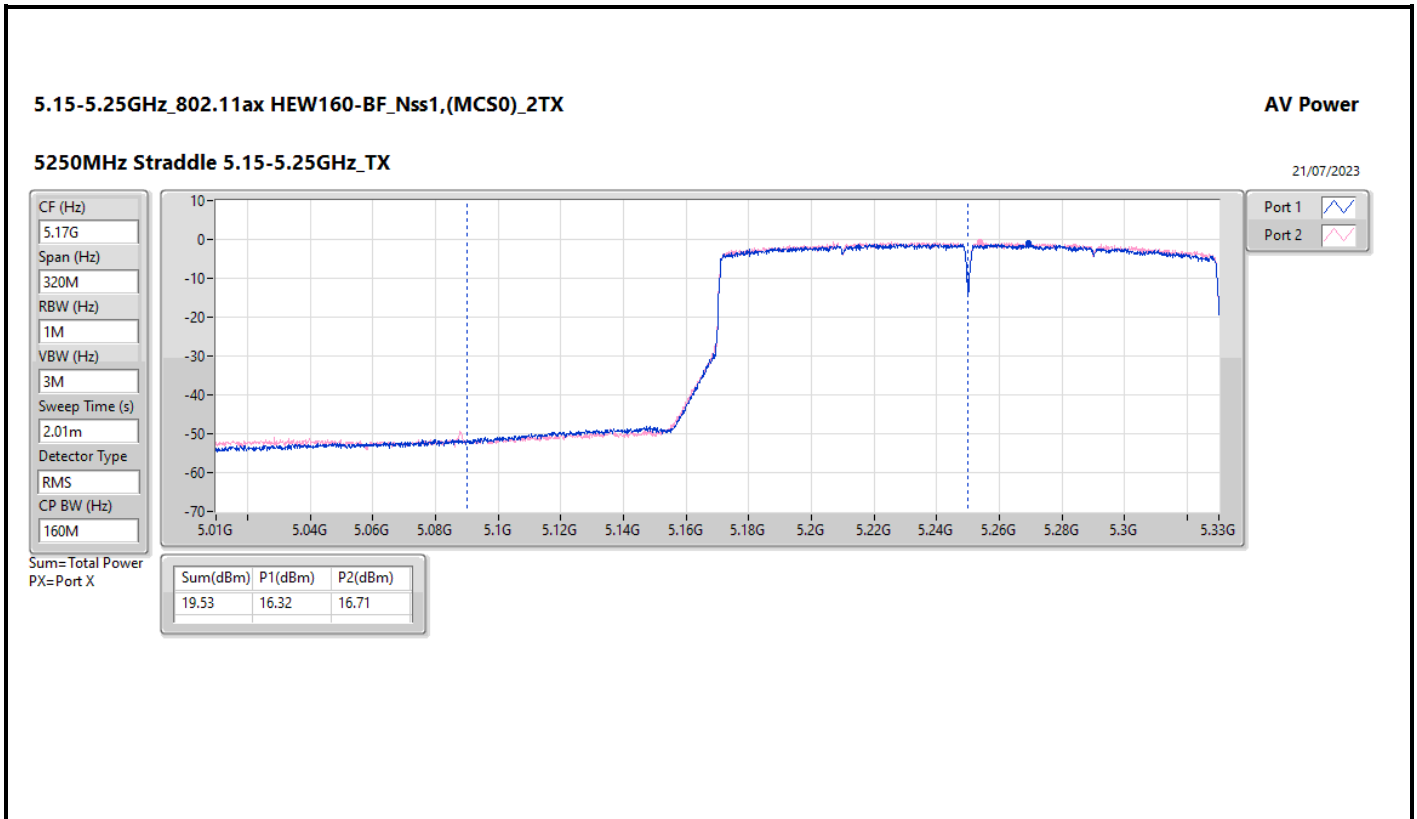












Summary

Mode	Total Power (dBm)	Total Power (W)	Radiated EIRP [Phi 30°] (dBm)	Radiated EIRP [Phi 30°] (W)
5.15-5.25GHz	-	-	-	-
802.11a_Nss1,(6Mbps)_2TX	21.07	0.12794	20.76	0.11912
802.11ax HEW20_Nss1,(MCS0)_2TX	21.19	0.13152	20.77	0.11940
802.11ax HEW20-BF_Nss1,(MCS0)_2TX	18.26	0.06699	20.99	0.12560
802.11ax HEW40_Nss1,(MCS0)_2TX	21.67	0.14689	20.84	0.12134
802.11ax HEW40-BF_Nss1,(MCS0)_2TX	18.81	0.07603	20.82	0.12078
802.11ax HEW80_Nss1,(MCS0)_2TX	19.94	0.09863	18.81	0.07603
802.11ax HEW80-BF_Nss1,(MCS0)_2TX	19.10	0.08128	20.86	0.12190
802.11ax HEW160_Nss1,(MCS0)_2TX	17.77	0.05984	18.56	0.07178
802.11ax HEW160-BF_Nss1,(MCS0)_2TX	17.46	0.05572	20.82	0.12078
5.25-5.35GHz	-	-	-	-
802.11a_Nss1,(6Mbps)_2TX	21.79	0.15101	Inf	Inf
802.11ax HEW20_Nss1,(MCS0)_2TX	22.01	0.15885	Inf	Inf
802.11ax HEW20-BF_Nss1,(MCS0)_2TX	22.01	0.15885	Inf	Inf
802.11ax HEW40_Nss1,(MCS0)_2TX	23.79	0.23933	Inf	Inf
802.11ax HEW40-BF_Nss1,(MCS0)_2TX	21.98	0.15776	Inf	Inf
802.11ax HEW80_Nss1,(MCS0)_2TX	23.27	0.21232	Inf	Inf
802.11ax HEW80-BF_Nss1,(MCS0)_2TX	21.67	0.14689	Inf	Inf
802.11ax HEW160_Nss1,(MCS0)_2TX	17.33	0.05408	Inf	Inf
802.11ax HEW160-BF_Nss1,(MCS0)_2TX	17.00	0.05012	Inf	Inf
5.47-5.725GHz	-	-	-	-
802.11a_Nss1,(6Mbps)_2TX	21.87	0.15382	Inf	Inf
802.11ax HEW20_Nss1,(MCS0)_2TX	22.00	0.15849	Inf	Inf
802.11ax HEW20-BF_Nss1,(MCS0)_2TX	22.00	0.15849	Inf	Inf
802.11ax HEW40_Nss1,(MCS0)_2TX	23.96	0.24889	Inf	Inf
802.11ax HEW40-BF_Nss1,(MCS0)_2TX	22.02	0.15922	Inf	Inf
802.11ax HEW80_Nss1,(MCS0)_2TX	23.74	0.23659	Inf	Inf
802.11ax HEW80-BF_Nss1,(MCS0)_2TX	22.02	0.15922	Inf	Inf
802.11ax HEW160_Nss1,(MCS0)_2TX	21.05	0.12735	Inf	Inf
802.11ax HEW160-BF_Nss1,(MCS0)_2TX	21.05	0.12735	Inf	Inf
5.725-5.85GHz	-	-	-	-
802.11a_Nss1,(6Mbps)_2TX	29.96	0.99083	Inf	Inf
802.11ax HEW20_Nss1,(MCS0)_2TX	29.86	0.96828	Inf	Inf
802.11ax HEW20-BF_Nss1,(MCS0)_2TX	27.79	0.60117	Inf	Inf
802.11ax HEW40_Nss1,(MCS0)_2TX	28.92	0.77983	Inf	Inf
802.11ax HEW40-BF_Nss1,(MCS0)_2TX	27.77	0.59841	Inf	Inf
802.11ax HEW80_Nss1,(MCS0)_2TX	26.43	0.43954	Inf	Inf
802.11ax HEW80-BF_Nss1,(MCS0)_2TX	26.43	0.43954	Inf	Inf



Result

Mode	Result	DG (dBi)	Port 1 (dBm)	Port 2 (dBm)	Total Power (dBm)	Power Limit (dBm)	Radiated EIRP [Phi 30°] (dBm)	Radiated EIRP Limit [Phi 30°] (dBm)
802.11a_Nss1,(6Mbps)_2TX	-	-	-	-	-	-	-	-
5180MHz	Pass	5.44	18	17.72	20.87	30.00	20.62	21.00
5200MHz	Pass	5.44	17.89	17.87	20.89	30.00	20.63	21.00
5240MHz	Pass	5.44	18.21	17.91	21.07	30.00	20.76	21.00
5260MHz	Pass	5.44	18.29	18.36	21.34	23.77	Inf	Inf
5300MHz	Pass	5.44	18.66	18.78	21.73	23.72	Inf	Inf
5320MHz	Pass	5.44	18.66	18.89	21.79	23.62	Inf	Inf
5500MHz	Pass	5.44	18.7	19.02	21.87	23.86	Inf	Inf
5580MHz	Pass	5.44	18.16	18.69	21.44	23.94	Inf	Inf
5700MHz	Pass	5.44	18.53	18.63	21.59	23.77	Inf	Inf
5720MHz Straddle 5.47-5.725GHz	Pass	5.44	17.44	17.69	20.58	22.73	Inf	Inf
5720MHz Straddle 5.725-5.85GHz	Pass	5.44	10.7	11.04	13.88	30.00	Inf	Inf
5745MHz	Pass	5.44	27.41	26.11	29.82	30.00	Inf	Inf
5785MHz	Pass	5.44	27.21	26.68	29.96	30.00	Inf	Inf
5825MHz	Pass	5.44	26.67	27.04	29.87	30.00	Inf	Inf
802.11ax HEW20_Nss1,(MCS0)_2TX	-	-	-	-	-	-	-	-
5180MHz	Pass	5.44	17.83	17.49	20.67	30.00	20.58	21.00
5200MHz	Pass	5.44	18.22	18.13	21.19	30.00	20.77	21.00
5240MHz	Pass	5.44	17.82	17.62	20.73	30.00	20.46	21.00
5260MHz	Pass	5.44	18.98	19.01	22.01	23.98	Inf	Inf
5300MHz	Pass	5.44	18.75	19.12	21.95	23.98	Inf	Inf
5320MHz	Pass	5.44	18.79	19.08	21.95	23.98	Inf	Inf
5500MHz	Pass	5.44	18.83	19.15	22.00	23.98	Inf	Inf
5580MHz	Pass	5.44	18.66	19.29	22.00	23.98	Inf	Inf
5700MHz	Pass	5.44	18.74	18.98	21.87	23.98	Inf	Inf
5720MHz Straddle 5.47-5.725GHz	Pass	5.44	18.09	18.22	21.17	22.77	Inf	Inf
5720MHz Straddle 5.725-5.85GHz	Pass	5.44	12.3	12.34	15.33	30.00	Inf	Inf
5745MHz	Pass	5.44	27.24	26.41	29.86	30.00	Inf	Inf
5785MHz	Pass	5.44	26.93	26.56	29.76	30.00	Inf	Inf
5825MHz	Pass	5.44	26.33	26.67	29.51	30.00	Inf	Inf
802.11ax HEW40_Nss1,(MCS0)_2TX	-	-	-	-	-	-	-	-
5190MHz	Pass	5.44	18.29	17.88	21.10	30.00	20.84	21.00
5230MHz	Pass	5.44	18.76	18.56	21.67	30.00	20.53	21.00
5270MHz	Pass	5.44	20.75	20.81	23.79	23.98	Inf	Inf
5310MHz	Pass	5.44	20.48	20.82	23.66	23.98	Inf	Inf
5510MHz	Pass	5.44	18.81	19.17	22.00	23.98	Inf	Inf
5550MHz	Pass	5.44	20.92	20.97	23.96	23.98	Inf	Inf
5670MHz	Pass	5.44	20.64	20.69	23.68	23.98	Inf	Inf
5710MHz Straddle 5.47-5.725GHz	Pass	5.44	20.48	20.73	23.62	23.98	Inf	Inf
5710MHz Straddle 5.725-5.85GHz	Pass	5.44	9.6	9.85	12.74	30.00	Inf	Inf
5755MHz	Pass	5.44	25.02	25.49	28.27	30.00	Inf	Inf
5795MHz	Pass	5.44	25.55	26.25	28.92	30.00	Inf	Inf
802.11ax HEW80_Nss1,(MCS0)_2TX	-	-	-	-	-	-	-	-
5210MHz	Pass	5.44	16.81	17.04	19.94	30.00	18.81	21.00
5290MHz	Pass	5.44	20.14	20.38	23.27	23.98	Inf	Inf
5530MHz	Pass	5.44	18.74	19.26	22.02	23.98	Inf	Inf
5610MHz	Pass	5.44	20.54	20.92	23.74	23.98	Inf	Inf
5690MHz Straddle 5.47-5.725GHz	Pass	5.44	20.51	20.66	23.60	23.98	Inf	Inf
5690MHz Straddle 5.725-5.85GHz	Pass	5.44	5.43	5.53	8.49	30.00	Inf	Inf
5775MHz	Pass	5.44	23.16	23.67	26.43	30.00	Inf	Inf
802.11ax HEW160_Nss1,(MCS0)_2TX	-	-	-	-	-	-	-	-
5250MHz Straddle 5.15-5.25GHz	Pass	5.44	14.71	14.81	17.77	30.00	18.56	21.00
5250MHz Straddle 5.25-5.35GHz	Pass	5.44	14.27	14.37	17.33	23.98	Inf	Inf

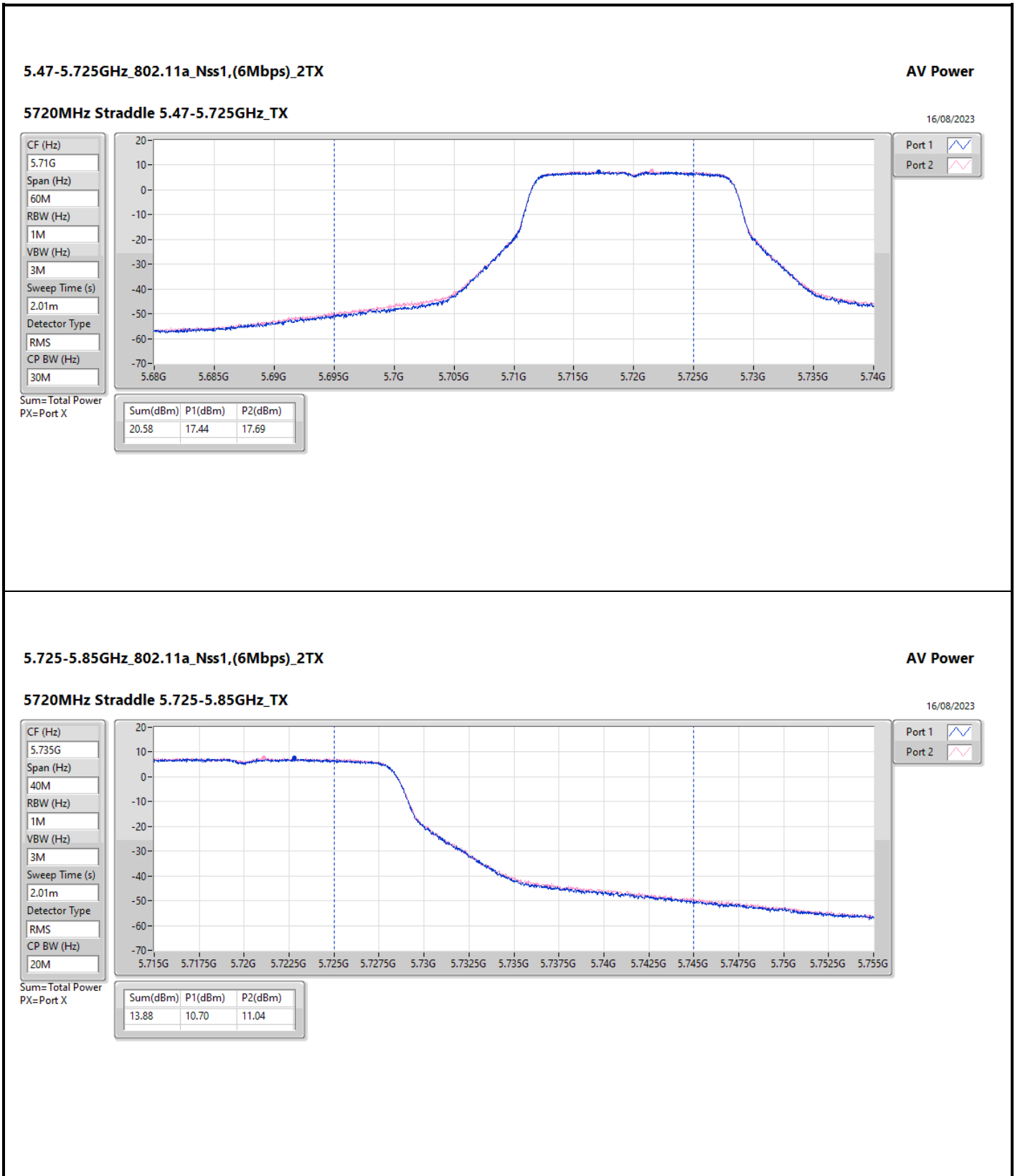


Average Power-For Mode 2

Appendix C.2

Mode	Result	DG	Port 1	Port 2	Total Power	Power Limit	Radiated EIRP [Phi 30°]	Radiated EIRP Limit [Phi 30°]
		(dBi)	(dBm)	(dBm)	(dBm)	(dBm)	(dBm)	(dBm)
5570MHz	Pass	5.44	17.8	18.27	21.05	23.98	Inf	Inf
802.11ax HEW20-BF_Nss1,(MCS0)_2TX	-	-	-	-	-	-	-	-
5180MHz	Pass	7.95	14.64	14.31	17.49	28.05	20.99	21.00
5200MHz	Pass	7.95	15.33	15.16	18.26	28.05	20.74	21.00
5240MHz	Pass	7.95	14.88	14.87	17.89	28.05	20.47	21.00
5260MHz	Pass	7.95	18.98	19.01	22.01	22.03	Inf	Inf
5300MHz	Pass	7.95	18.75	19.12	21.95	22.03	Inf	Inf
5320MHz	Pass	7.95	18.79	19.08	21.95	22.03	Inf	Inf
5500MHz	Pass	7.95	18.83	19.15	22.00	22.03	Inf	Inf
5580MHz	Pass	7.95	18.66	19.29	22.00	22.03	Inf	Inf
5700MHz	Pass	7.95	18.74	18.98	21.87	22.03	Inf	Inf
5720MHz Straddle 5.47-5.725GHz	Pass	7.95	18.09	18.22	21.17	22.03	Inf	Inf
5720MHz Straddle 5.725-5.85GHz	Pass	7.95	12.3	12.34	15.33	28.05	Inf	Inf
5745MHz	Pass	7.95	24.60	24.95	27.79	28.05	Inf	Inf
5785MHz	Pass	7.95	24.34	24.86	27.62	28.05	Inf	Inf
5825MHz	Pass	7.95	24.28	24.87	27.60	28.05	Inf	Inf
802.11ax HEW40-BF_Nss1,(MCS0)_2TX	-	-	-	-	-	-	-	-
5190MHz	Pass	7.95	15.24	14.85	18.06	28.05	20.82	21.00
5230MHz	Pass	7.95	15.67	15.93	18.81	28.05	20.73	21.00
5270MHz	Pass	7.95	18.64	18.68	21.67	22.03	Inf	Inf
5310MHz	Pass	7.95	18.84	19.10	21.98	22.03	Inf	Inf
5510MHz	Pass	7.95	18.81	19.17	22.00	22.03	Inf	Inf
5550MHz	Pass	7.95	18.74	19.21	21.99	22.03	Inf	Inf
5670MHz	Pass	7.95	18.56	18.75	21.67	22.03	Inf	Inf
5710MHz Straddle 5.47-5.725GHz	Pass	7.95	18.92	19.10	22.02	22.03	Inf	Inf
5710MHz Straddle 5.725-5.85GHz	Pass	7.95	8.07	8.17	11.13	28.05	Inf	Inf
5755MHz	Pass	7.95	24.53	24.83	27.69	28.05	Inf	Inf
5795MHz	Pass	7.95	24.43	25.06	27.77	28.05	Inf	Inf
802.11ax HEW80-BF_Nss1,(MCS0)_2TX	-	-	-	-	-	-	-	-
5210MHz	Pass	7.95	16.18	16	19.10	28.05	20.86	21.00
5290MHz	Pass	7.95	18.48	18.83	21.67	22.03	Inf	Inf
5530MHz	Pass	7.95	18.74	19.26	22.02	22.03	Inf	Inf
5610MHz	Pass	7.95	18.29	19.01	21.68	22.03	Inf	Inf
5690MHz Straddle 5.47-5.725GHz	Pass	7.95	18.53	18.65	21.60	22.03	Inf	Inf
5690MHz Straddle 5.725-5.85GHz	Pass	7.95	3.40	3.48	6.45	28.05	Inf	Inf
5775MHz	Pass	7.95	23.16	23.67	26.43	28.05	Inf	Inf
802.11ax HEW160-BF_Nss1,(MCS0)_2TX	-	-	-	-	-	-	-	-
5250MHz Straddle 5.15-5.25GHz	Pass	7.95	14.46	14.43	17.46	28.05	20.82	21.00
5250MHz Straddle 5.25-5.35GHz	Pass	7.95	14.03	13.94	17.00	22.03	Inf	Inf
5570MHz	Pass	7.95	17.8	18.27	21.05	22.03	Inf	Inf

DG = Directional Gain; Port X = Port X output power



5.725-5.85GHz_802.11a_Nss1,(6Mbps)_2TX

AV Power

5720MHz Straddle 5.725-5.85GHz_TX

16/08/2023

CF (Hz)
5.735G

Span (Hz)
40M

RBW (Hz)
1M

VBW (Hz)
3M

Sweep Time (s)
2.01m

Detector Type
RMS

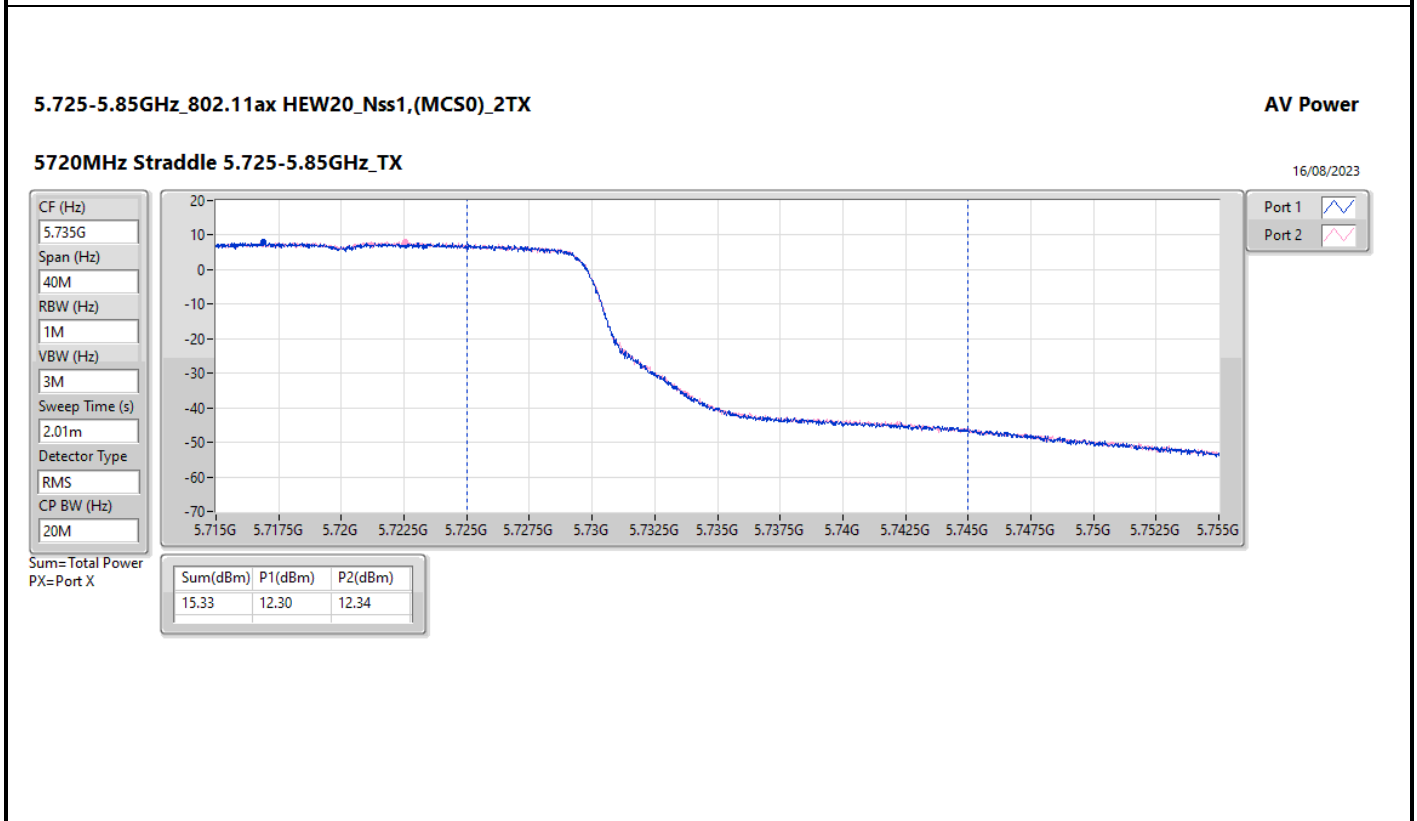
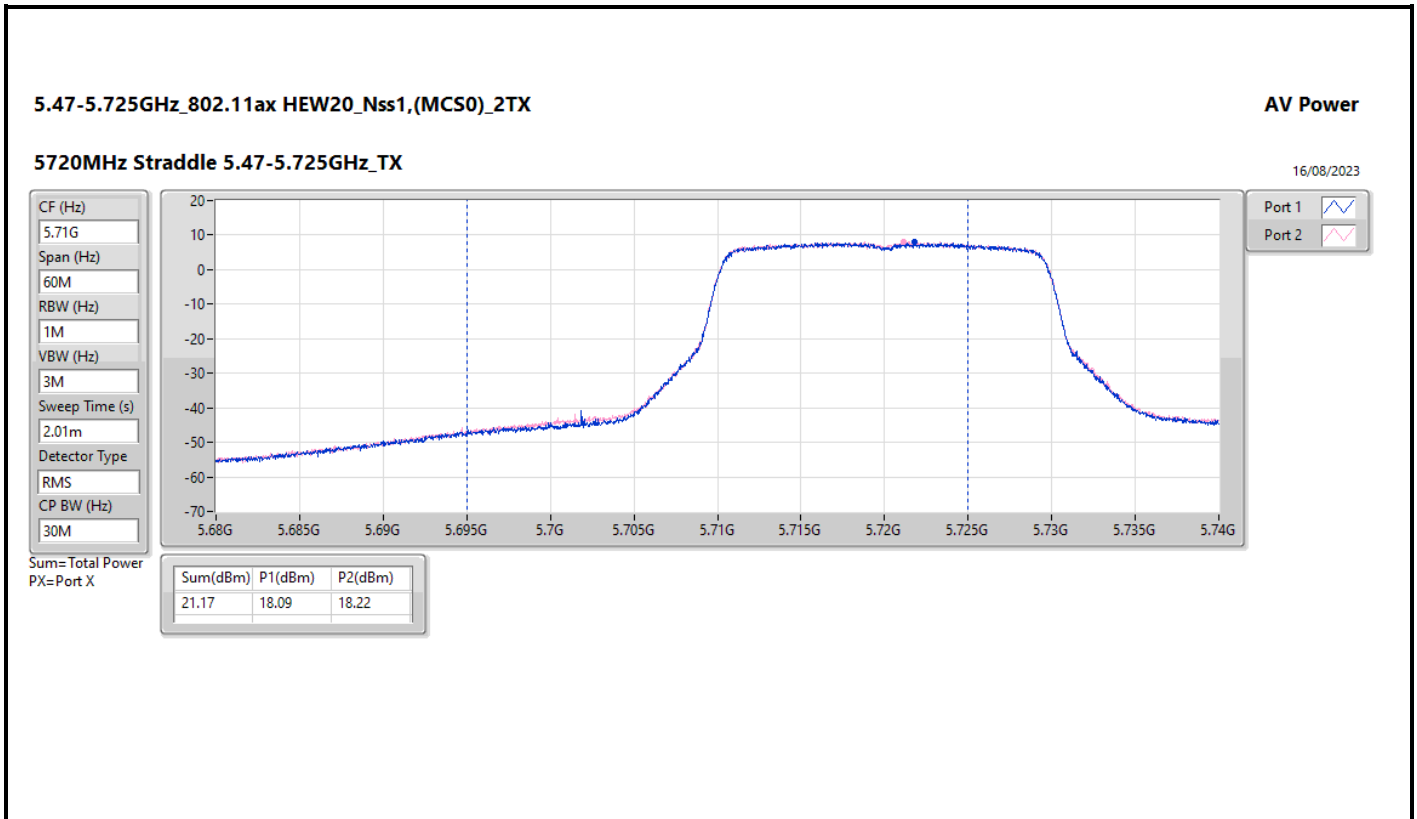
CP BW (Hz)
20M

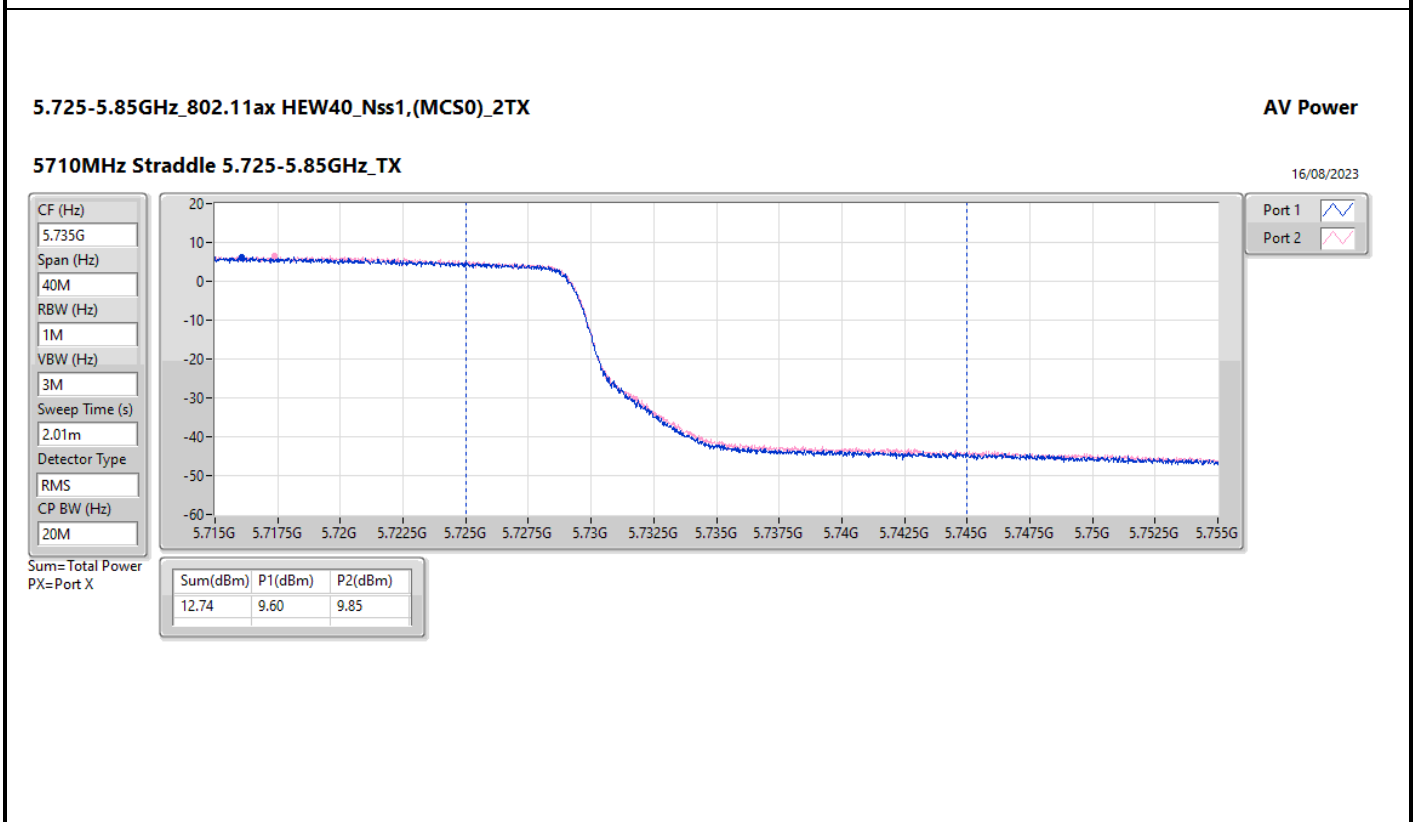
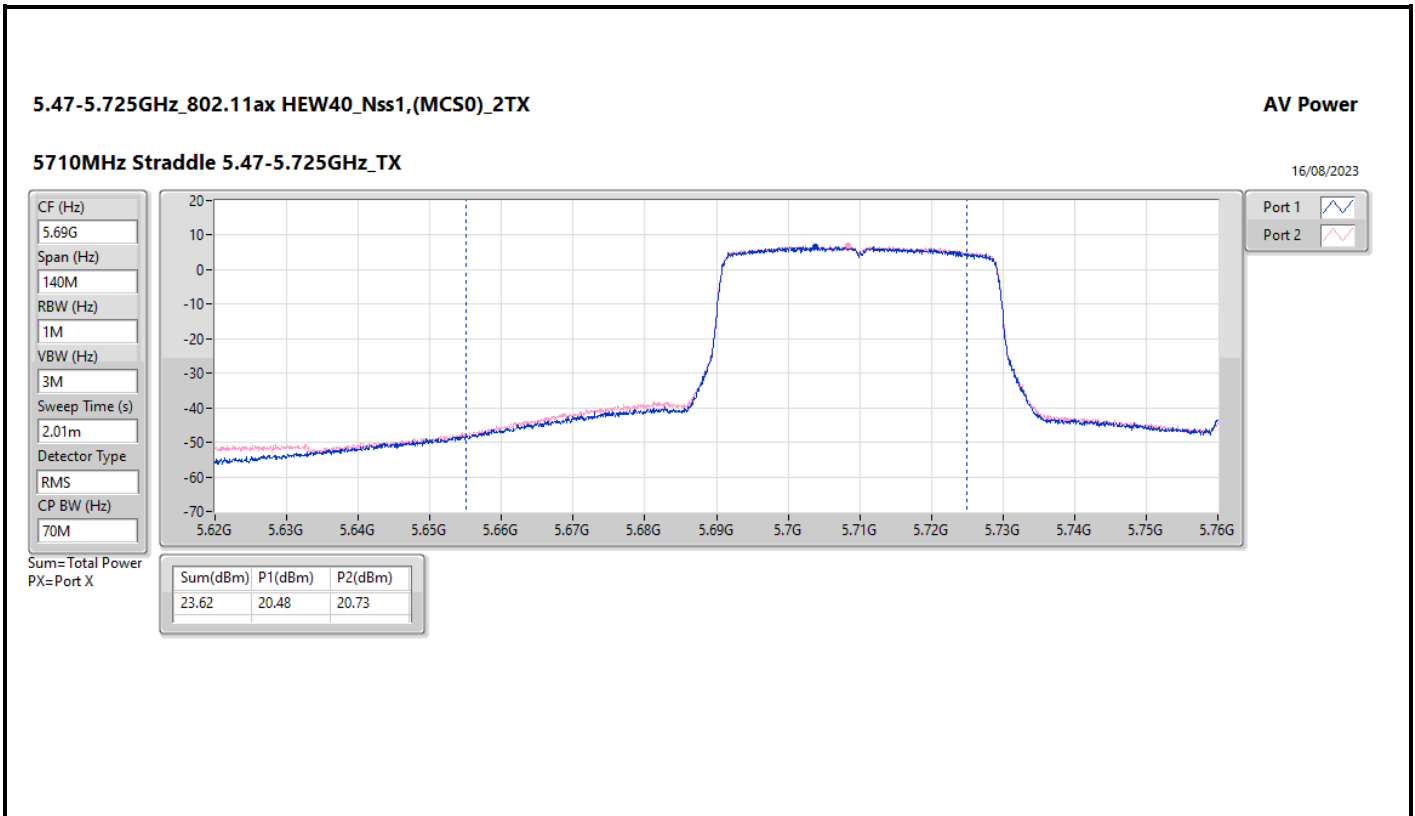
Port 1

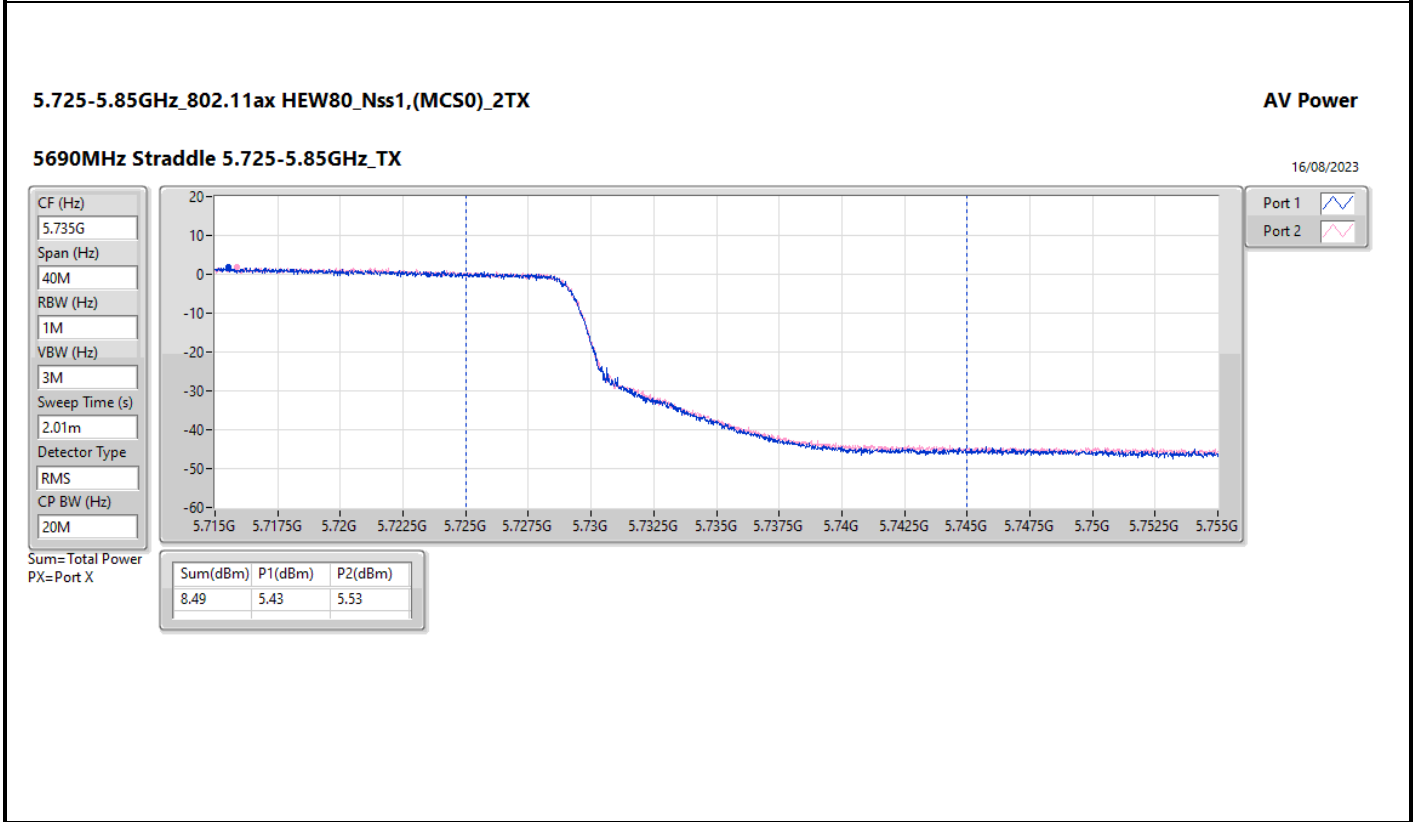
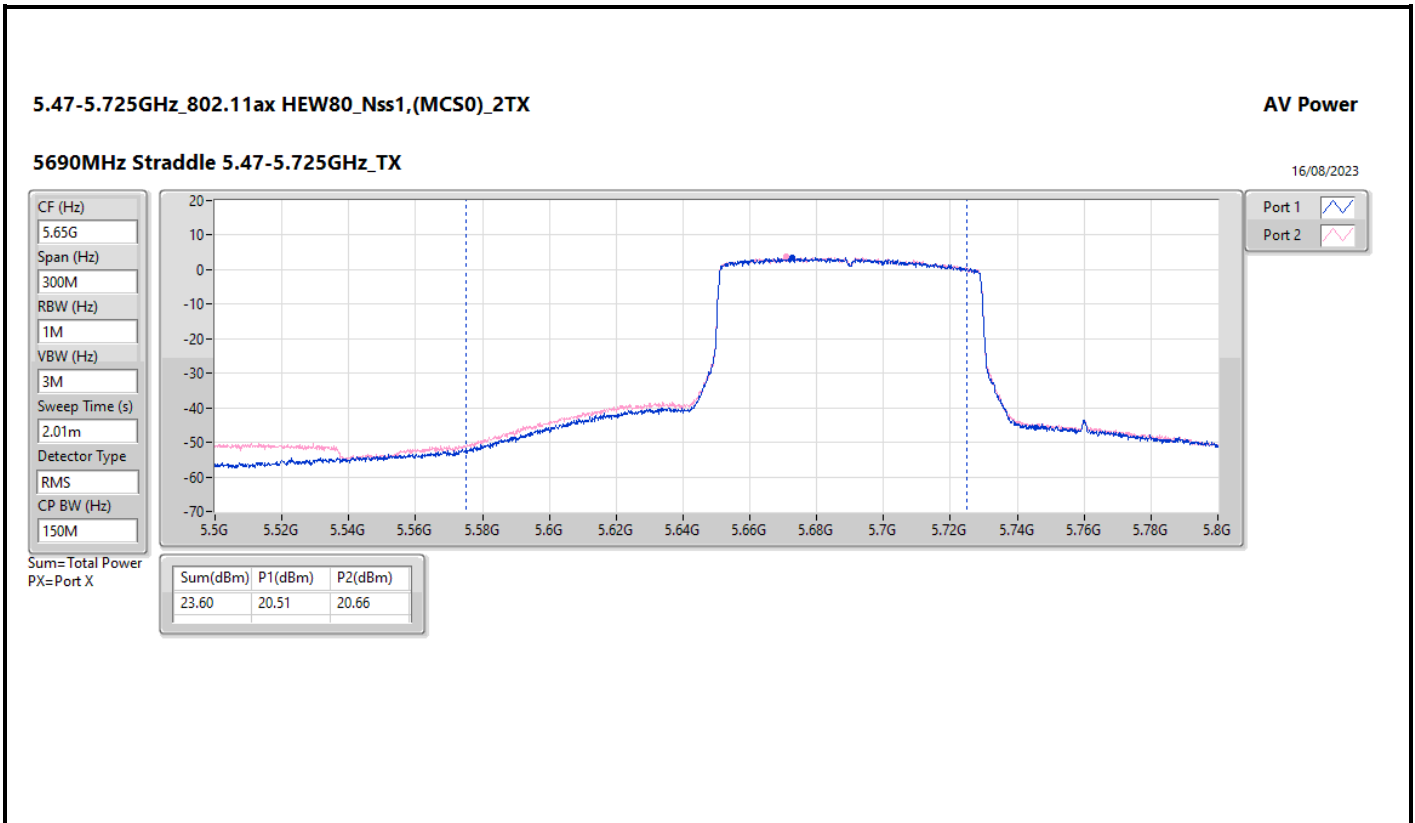
Port 2

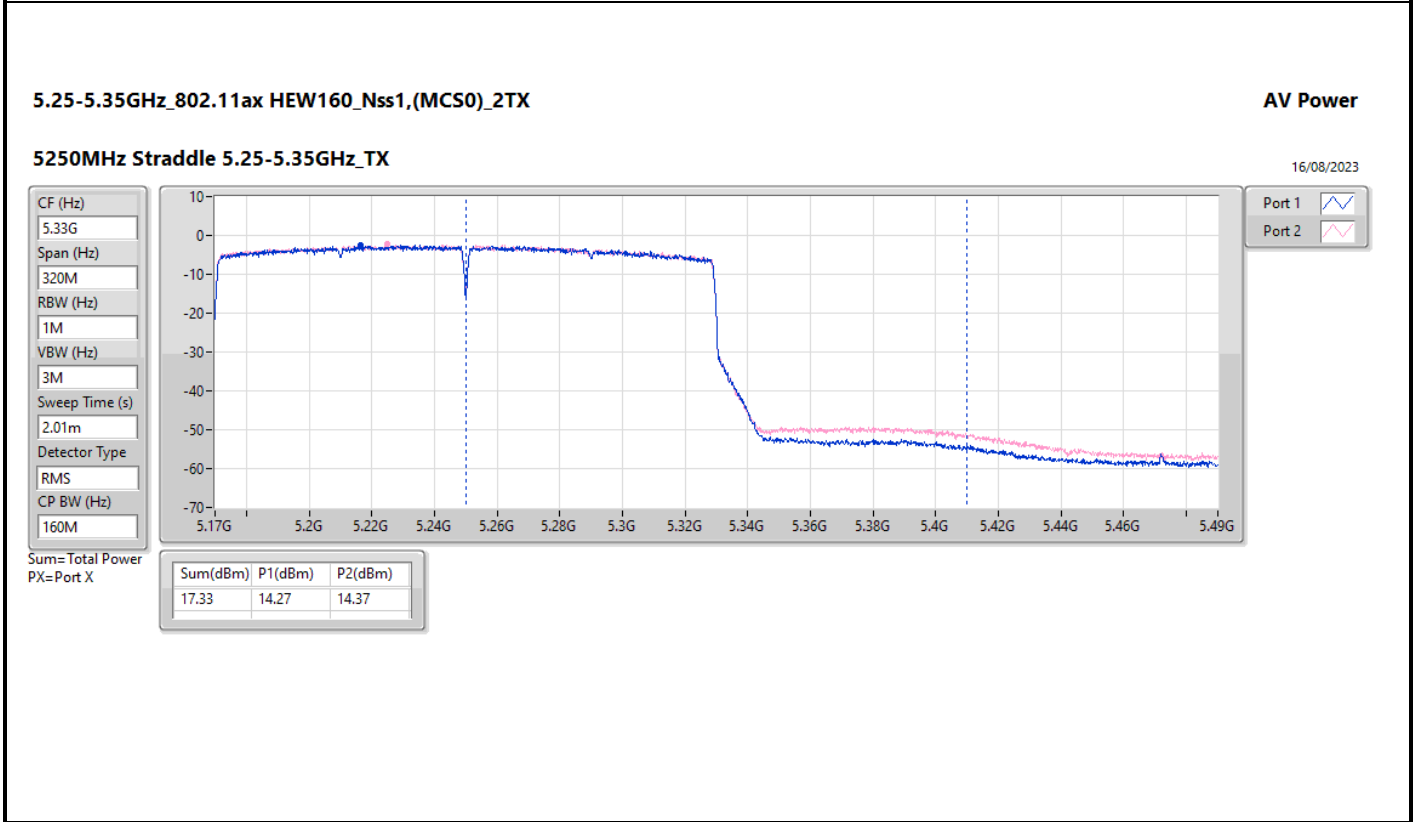
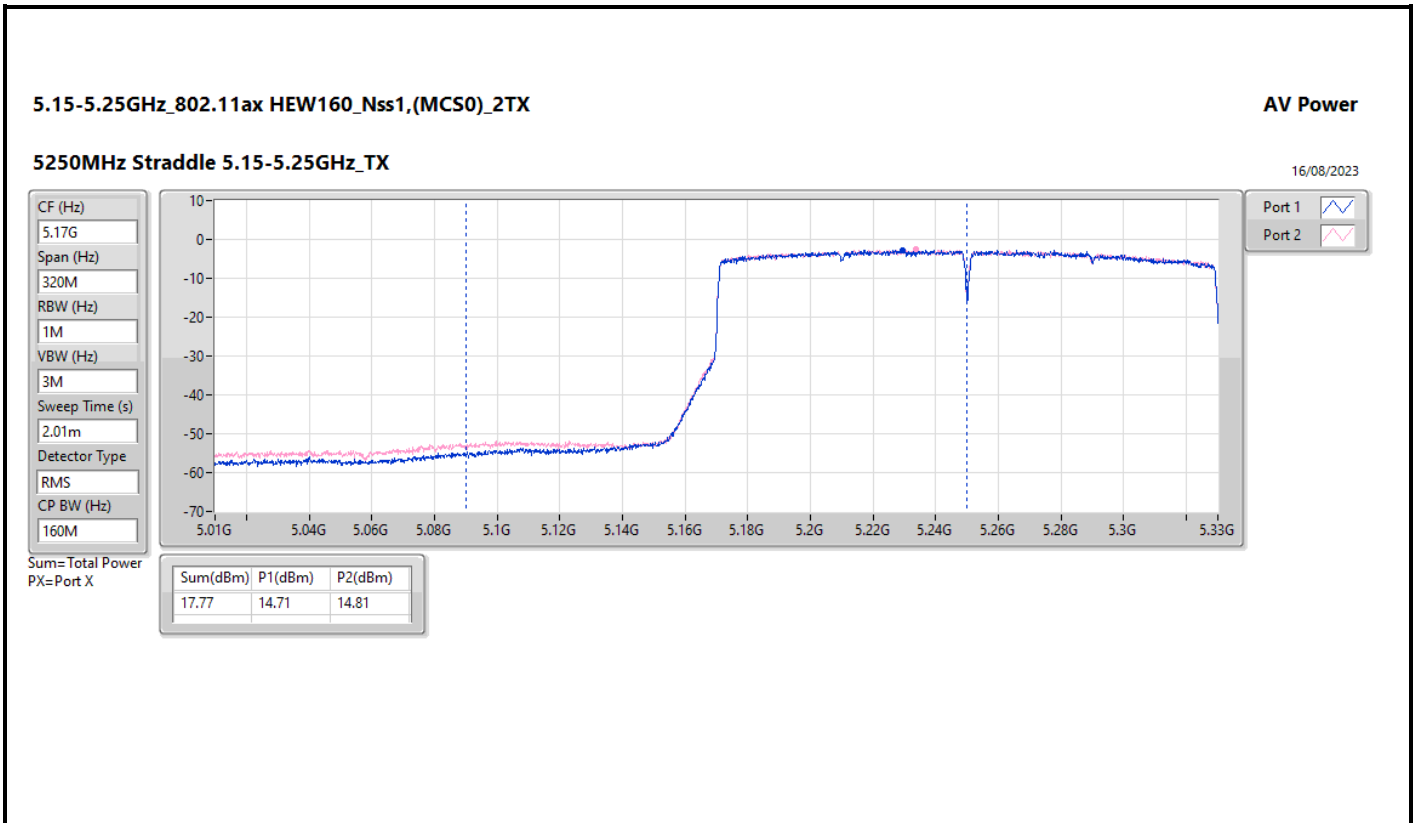
Sum=Total Power
PX=Port X

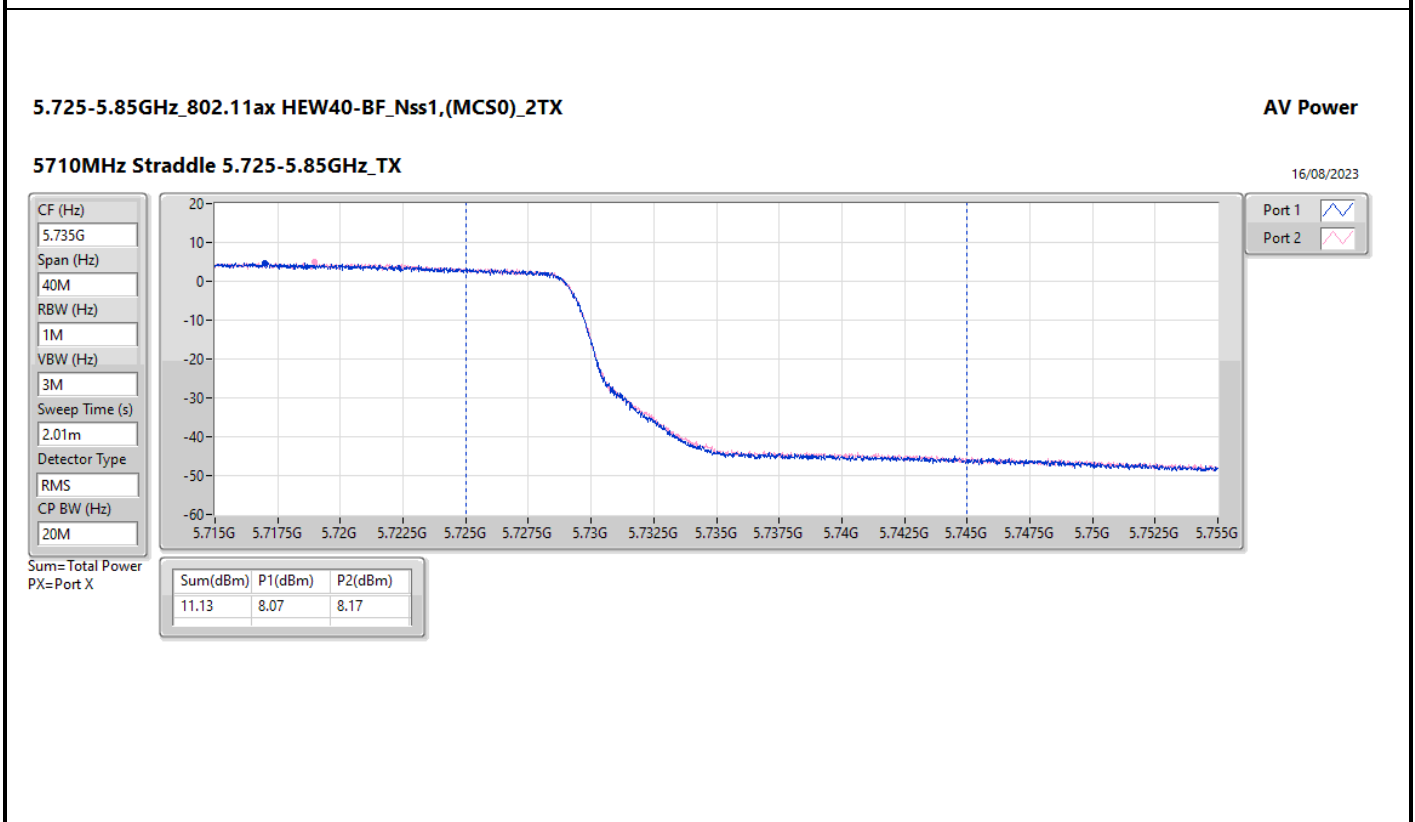
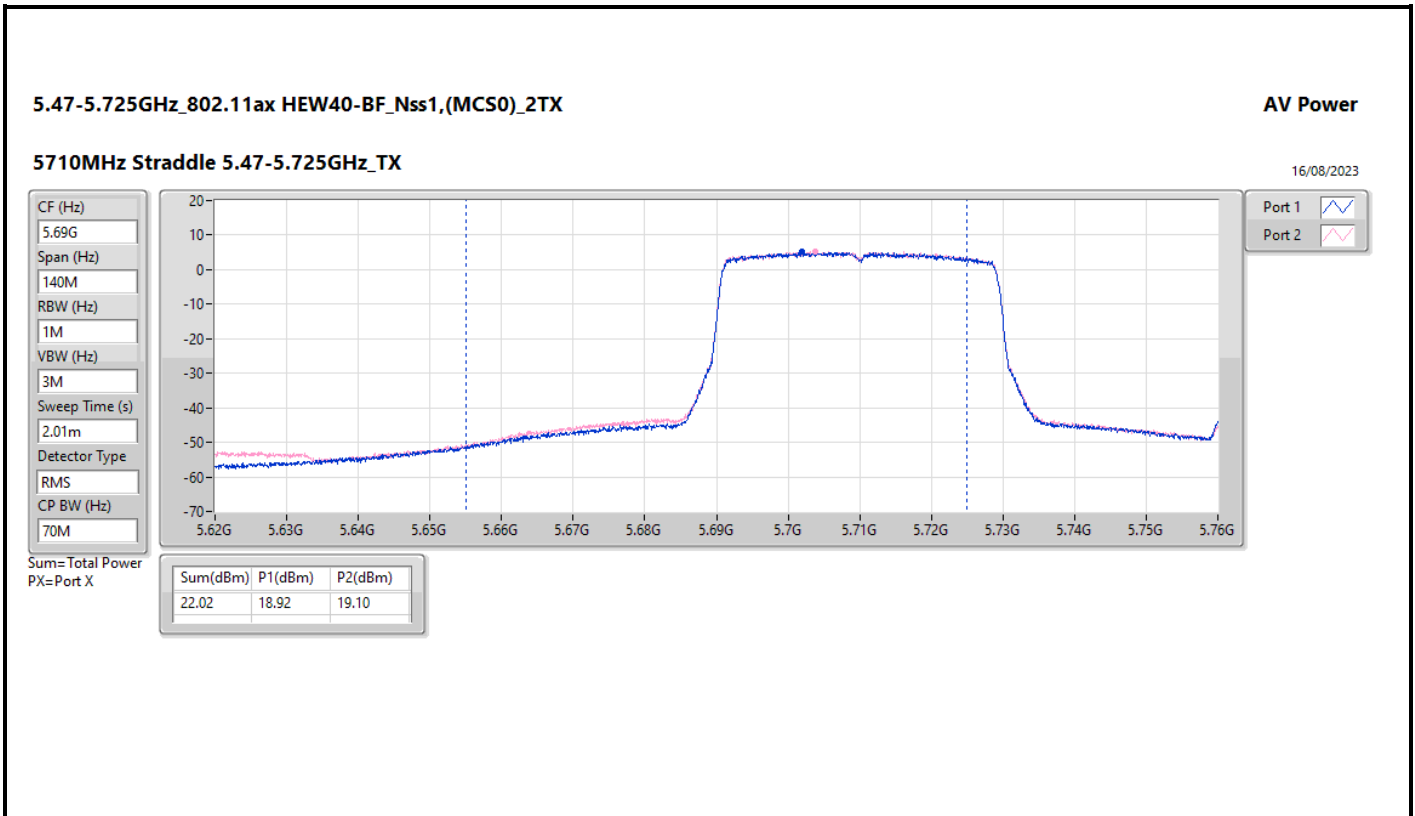
Sum(dBm)	P1(dBm)	P2(dBm)
13.88	10.70	11.04

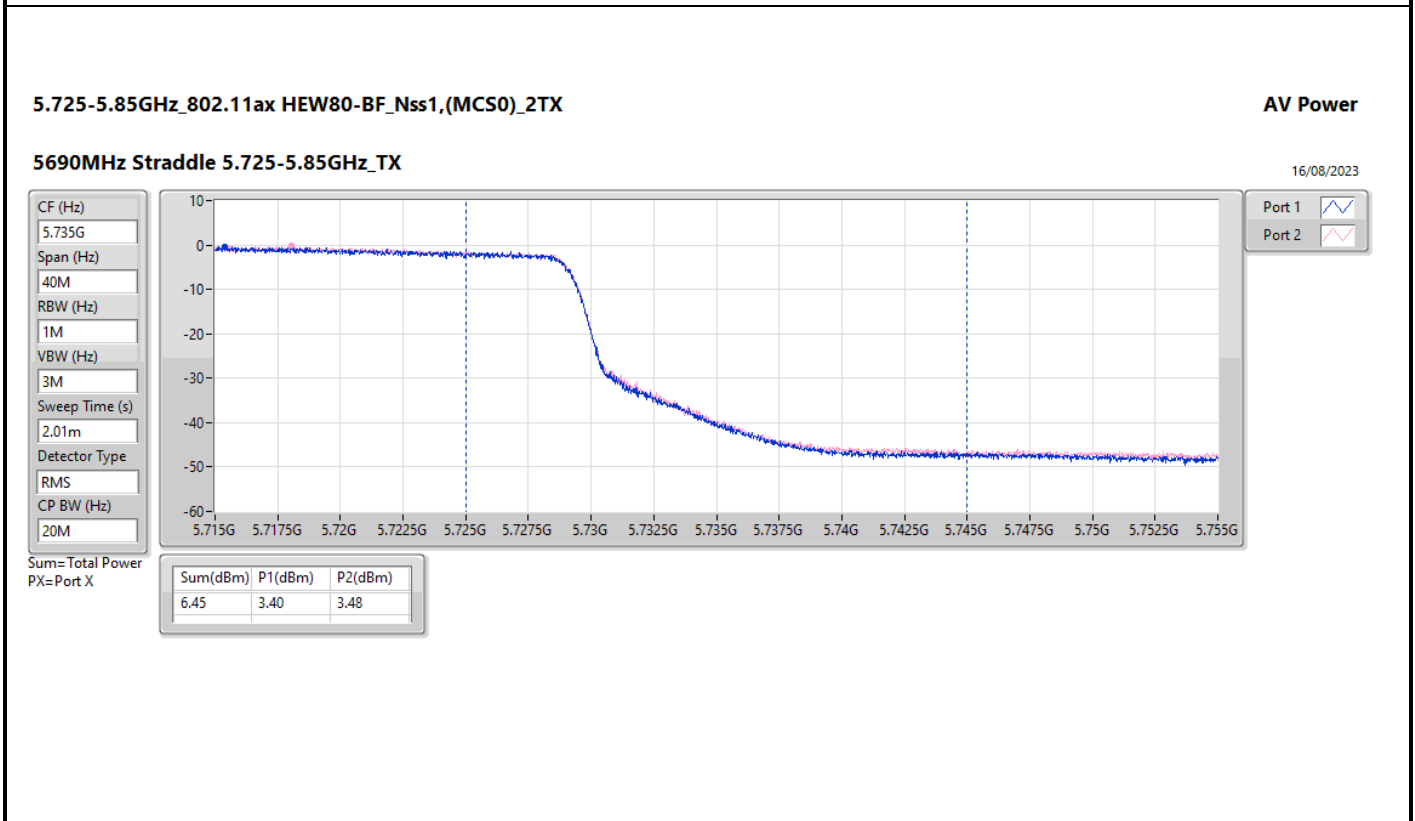
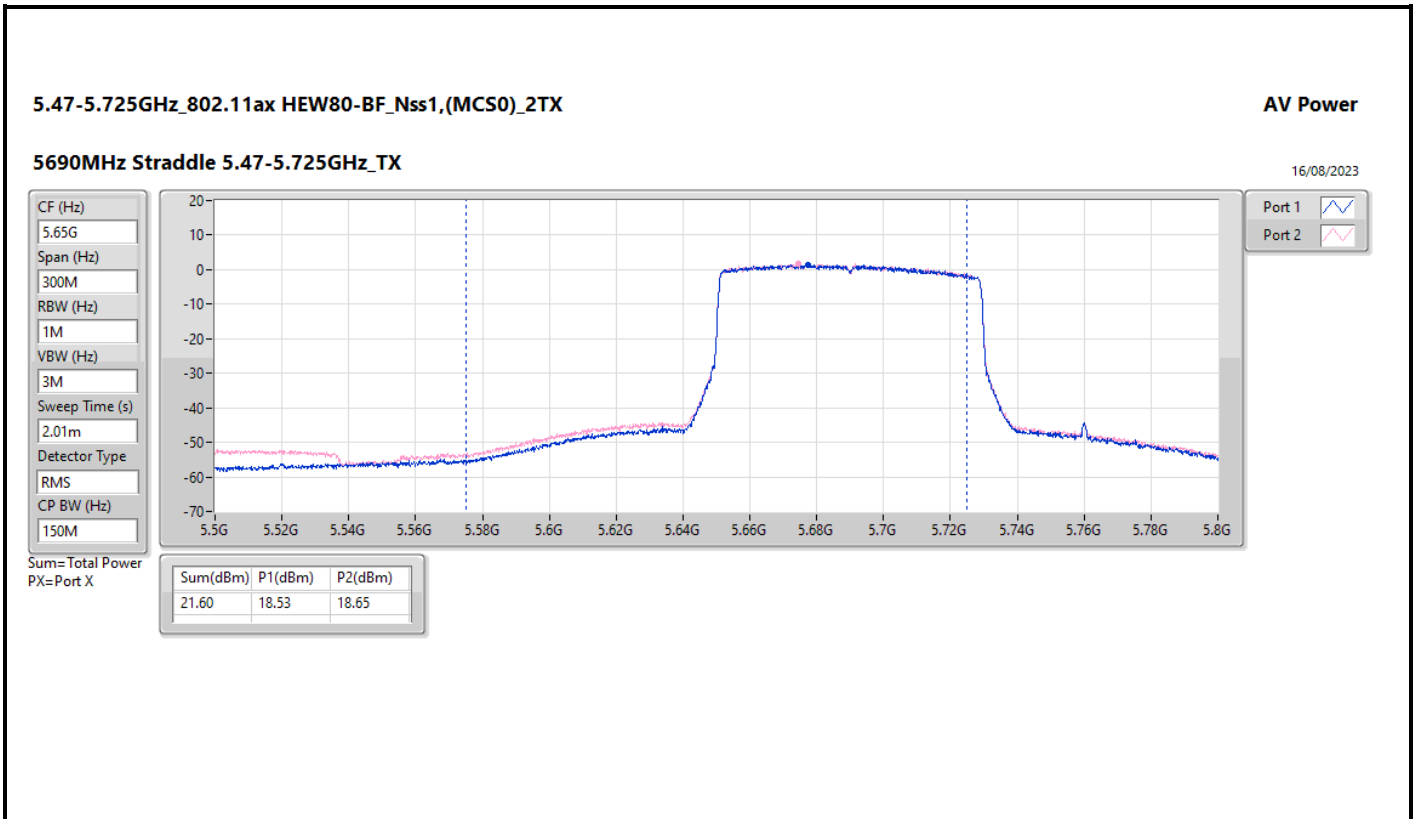


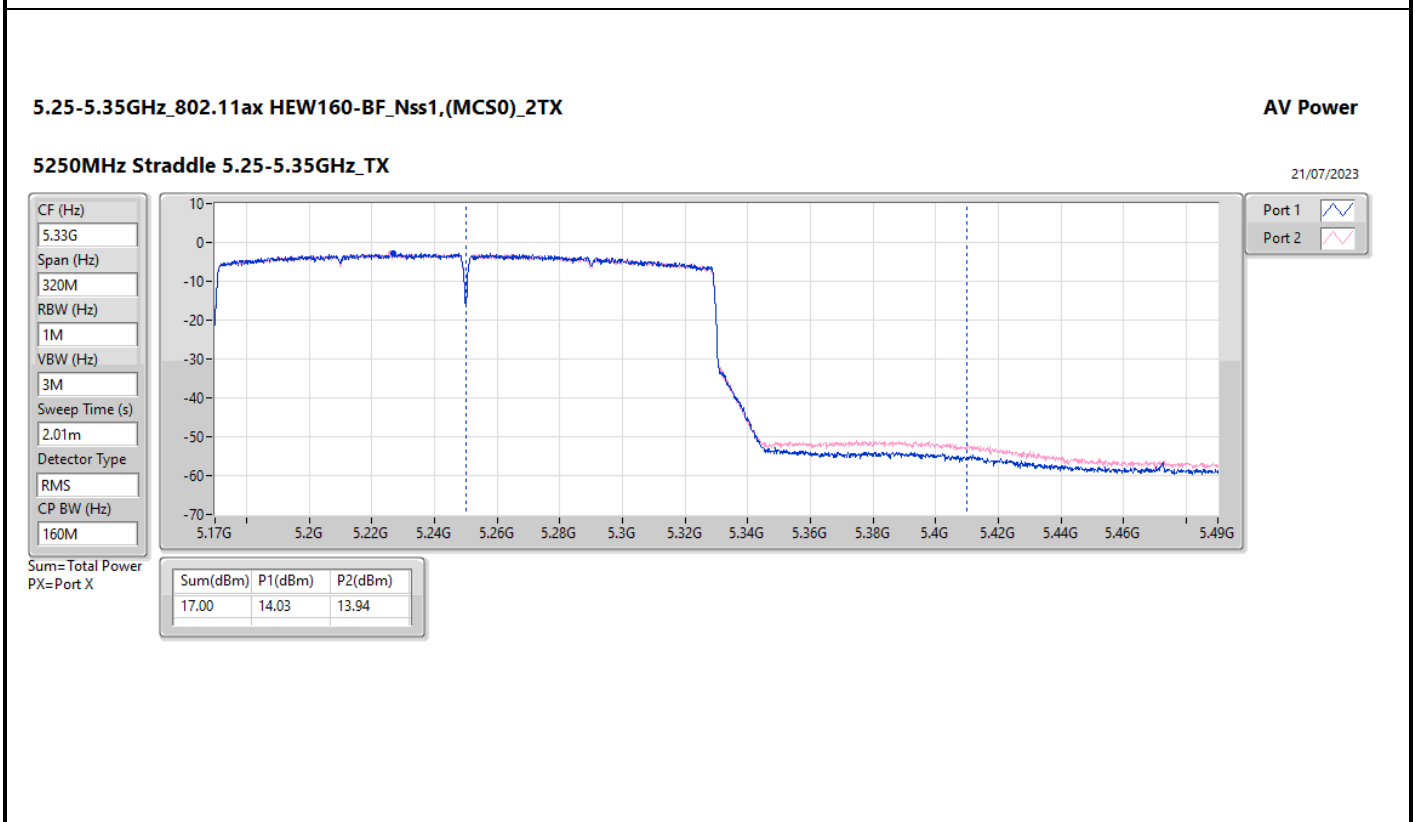
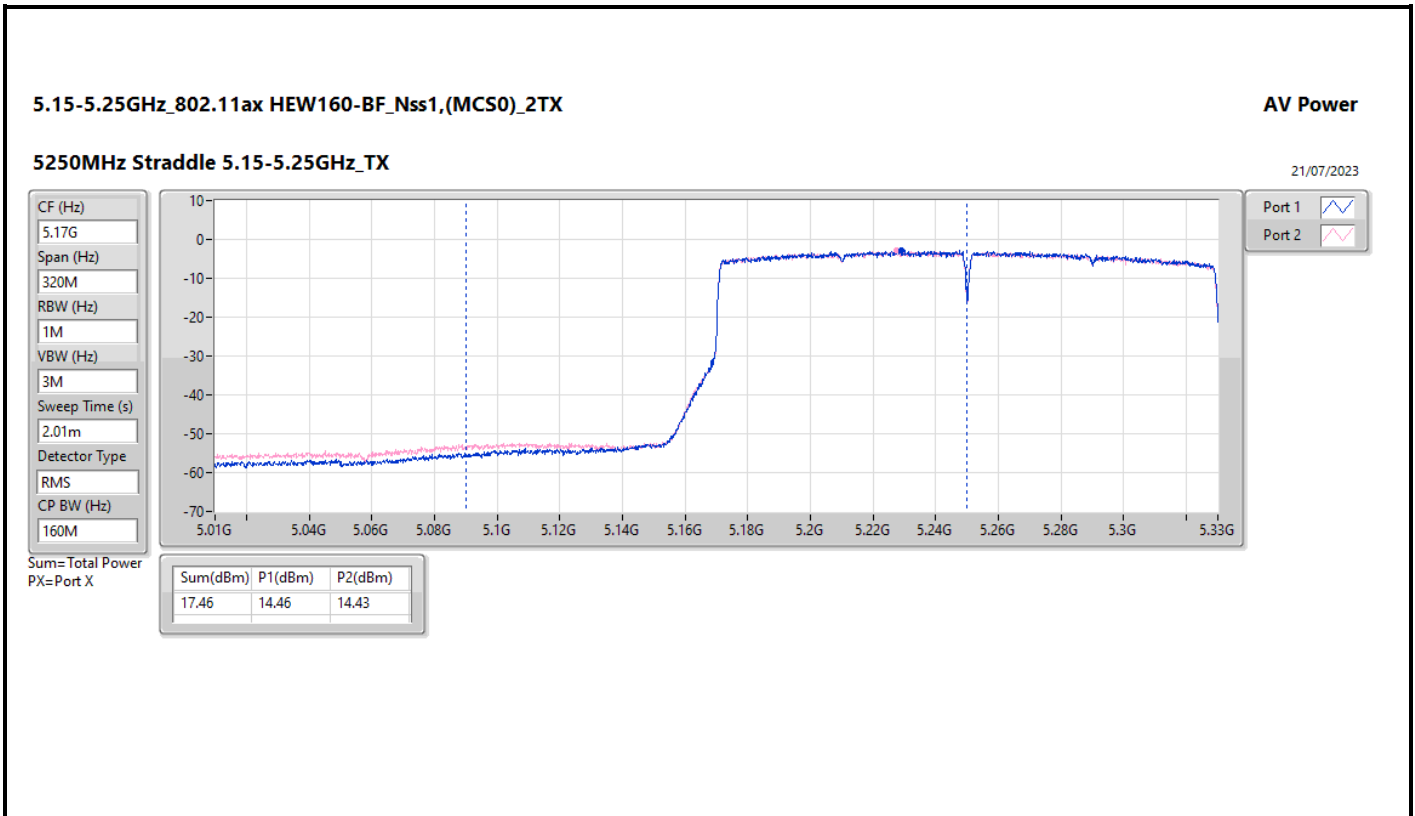














Summary

Mode	PD (dBm/RBW)
5.15-5.25GHz	-
802.11a_Nss1,(6Mbps)_2TX	13.20
802.11ax HEW20_Nss1,(MCS0)_2TX	12.81
802.11ax HEW40_Nss1,(MCS0)_2TX	9.89
802.11ax HEW80_Nss1,(MCS0)_2TX	3.52
802.11ax HEW160_Nss1,(MCS0)_2TX	0.73
5.25-5.35GHz	-
802.11a_Nss1,(6Mbps)_2TX	7.35
802.11ax HEW20_Nss1,(MCS0)_2TX	7.34
802.11ax HEW40_Nss1,(MCS0)_2TX	6.97
802.11ax HEW80_Nss1,(MCS0)_2TX	3.71
802.11ax HEW160_Nss1,(MCS0)_2TX	0.79
5.47-5.725GHz	-
802.11a_Nss1,(6Mbps)_2TX	7.33
802.11ax HEW20_Nss1,(MCS0)_2TX	7.34
802.11ax HEW40_Nss1,(MCS0)_2TX	6.90
802.11ax HEW80_Nss1,(MCS0)_2TX	3.90
802.11ax HEW160_Nss1,(MCS0)_2TX	1.12
5.725-5.85GHz	-
802.11a_Nss1,(6Mbps)_2TX	14.65
802.11ax HEW20_Nss1,(MCS0)_2TX	13.99
802.11ax HEW40_Nss1,(MCS0)_2TX	11.16
802.11ax HEW80_Nss1,(MCS0)_2TX	6.49

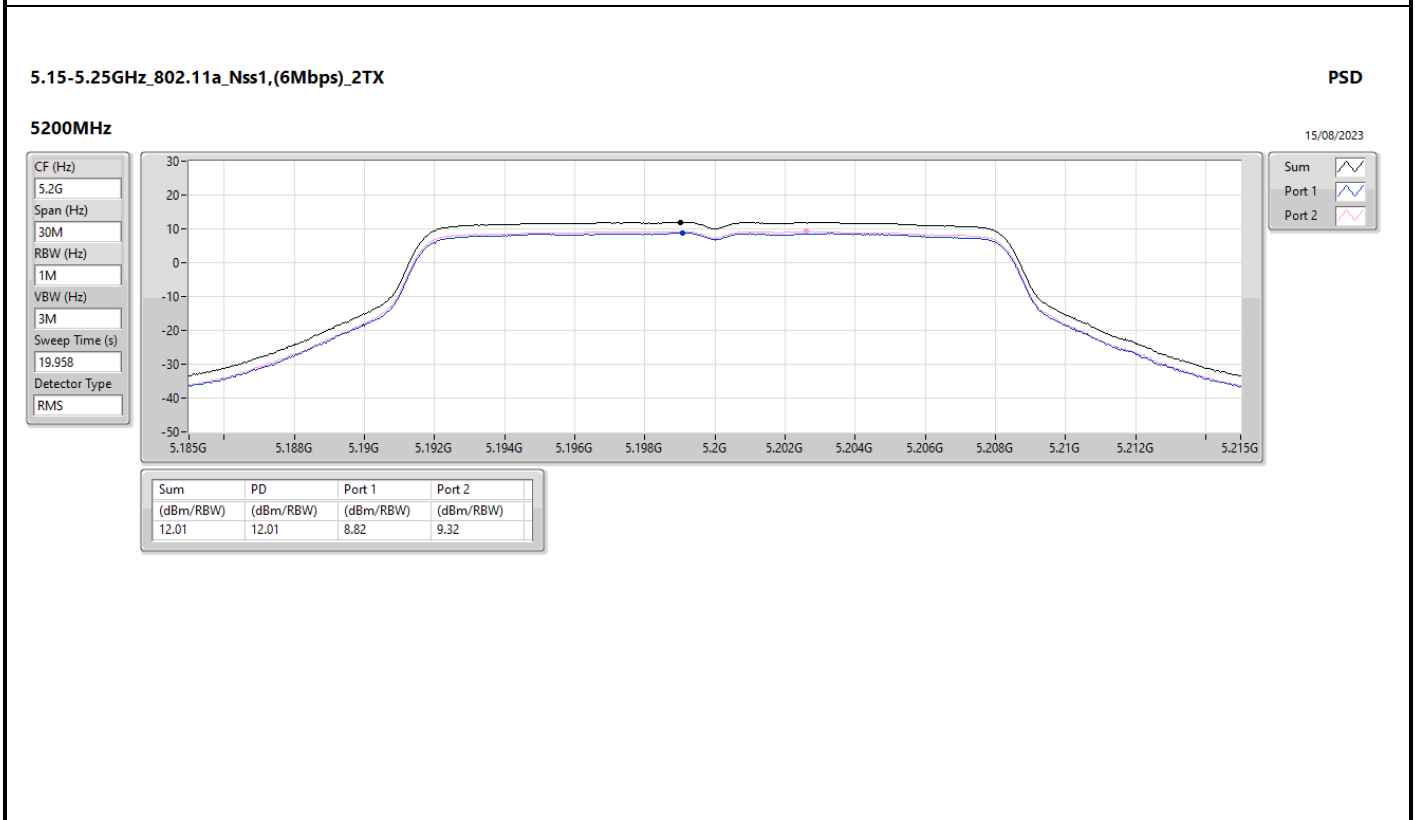
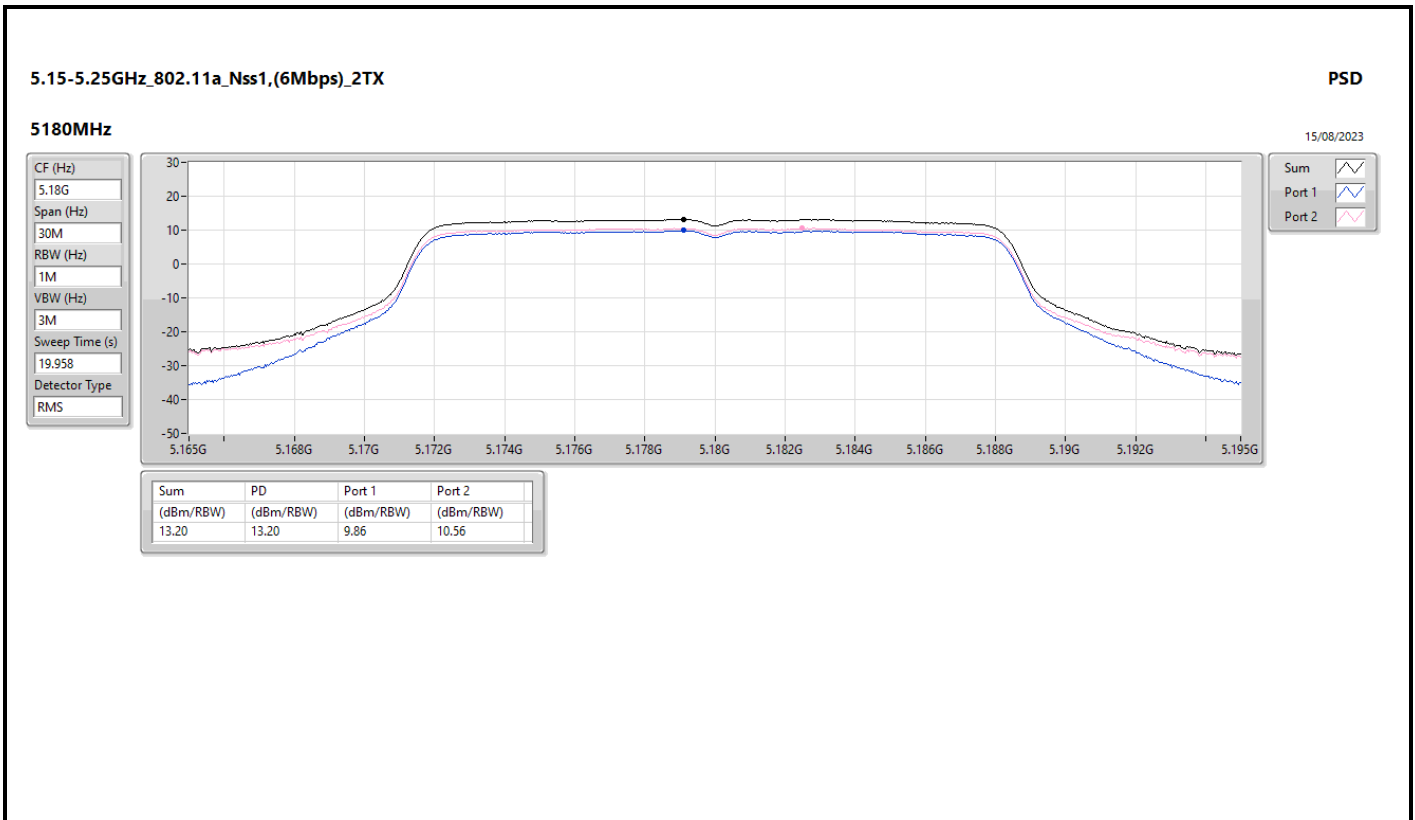
RBW = 500kHz for 5.725-5.85GHz band / 1MHz for other band;

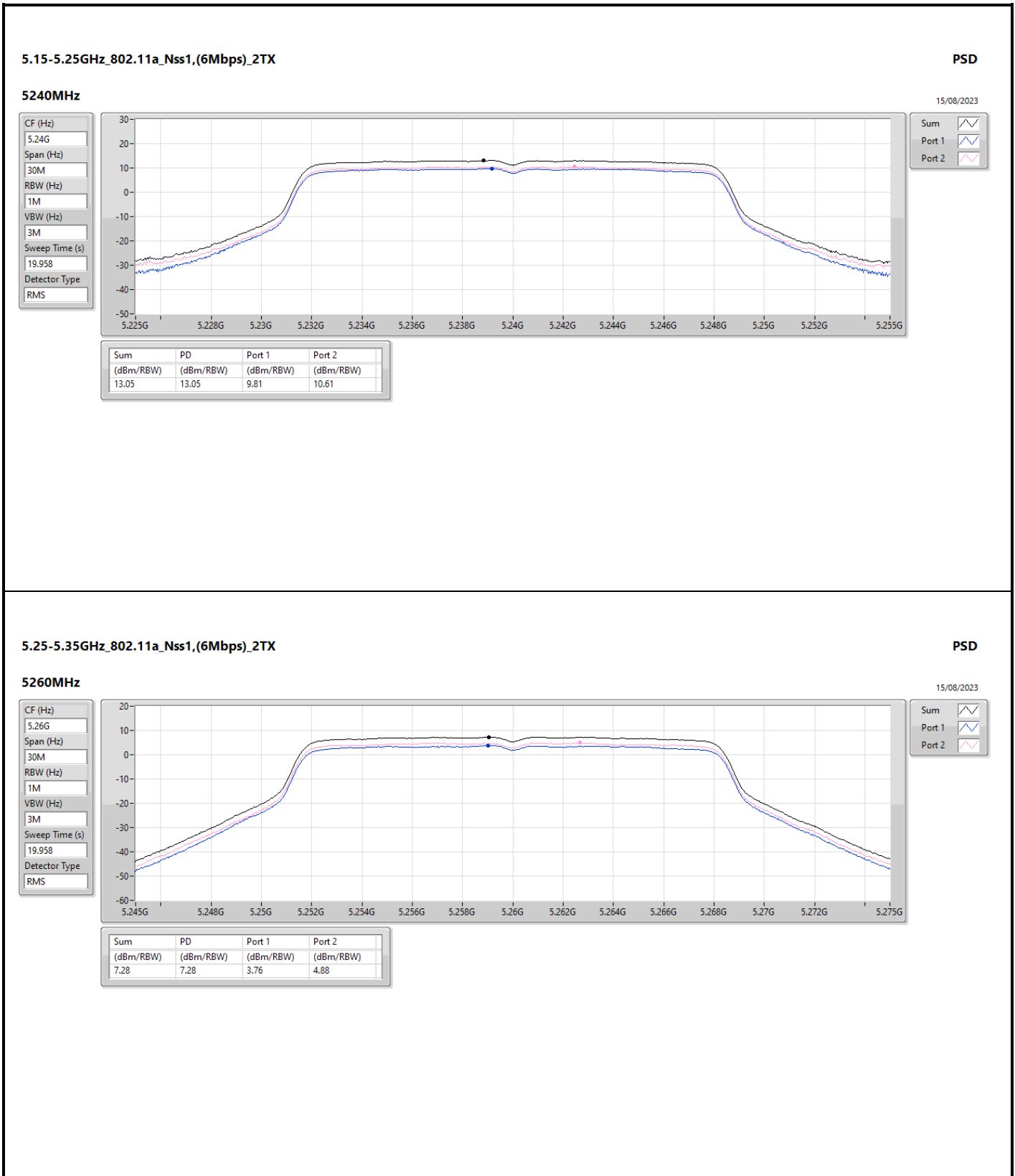


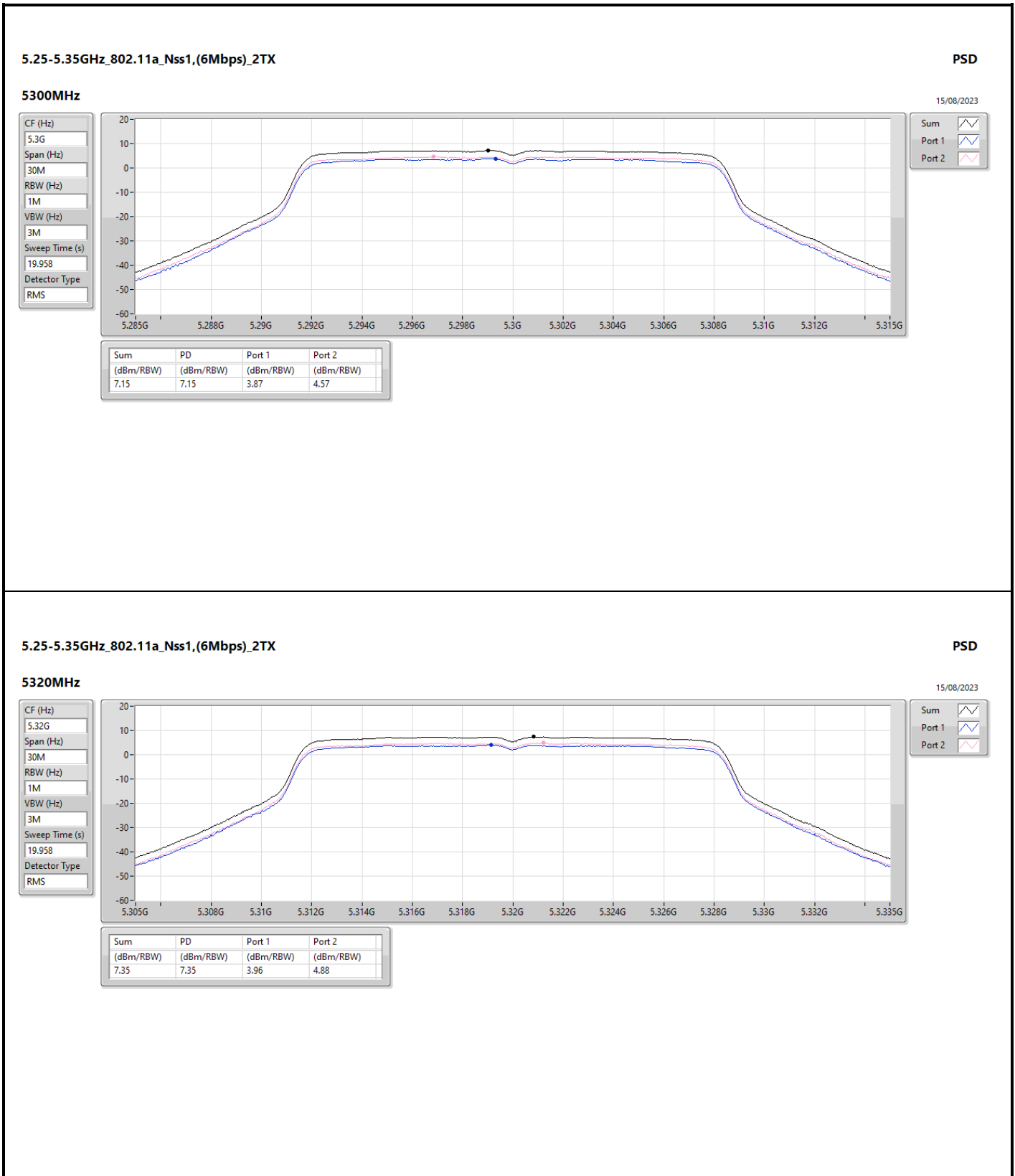
Result

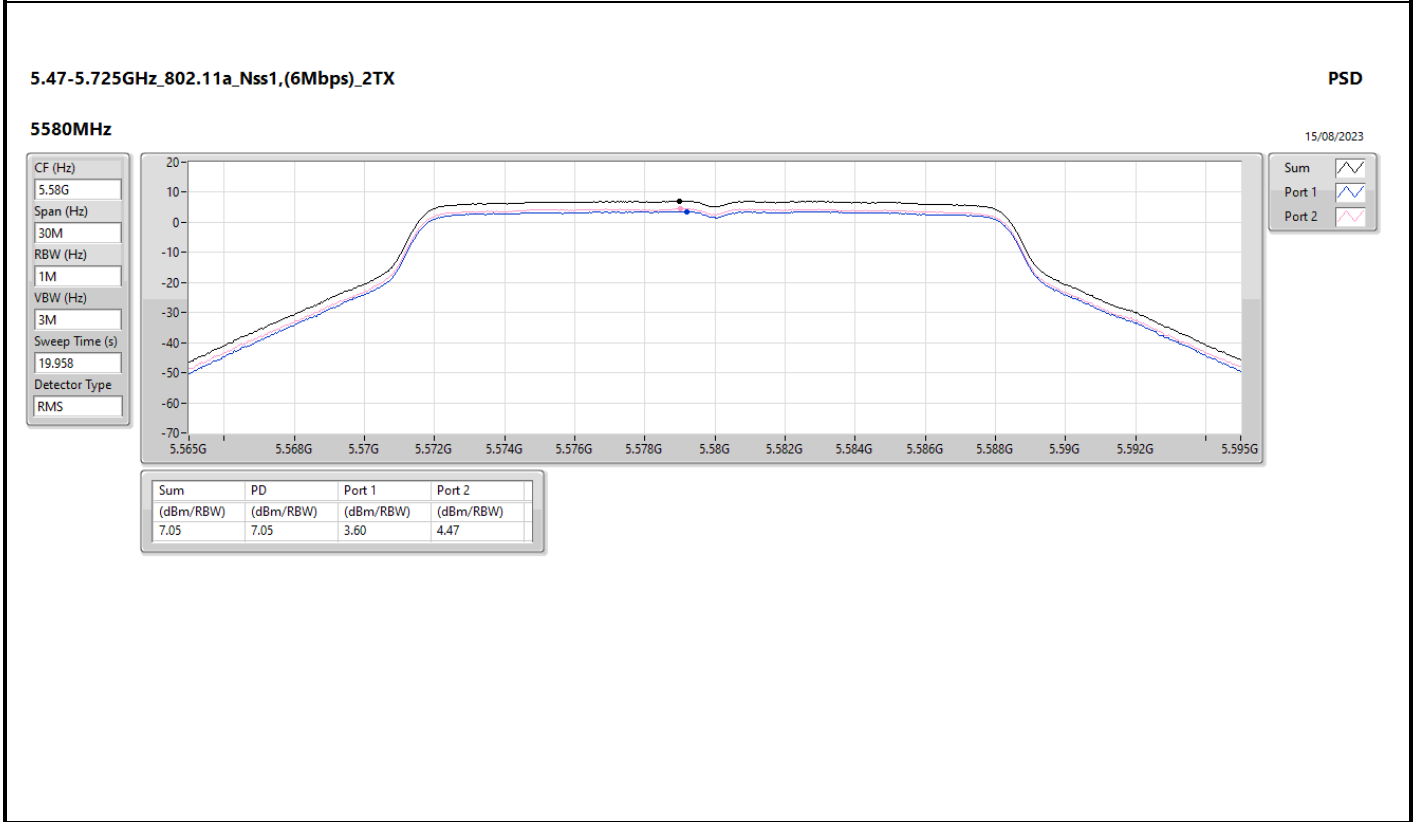
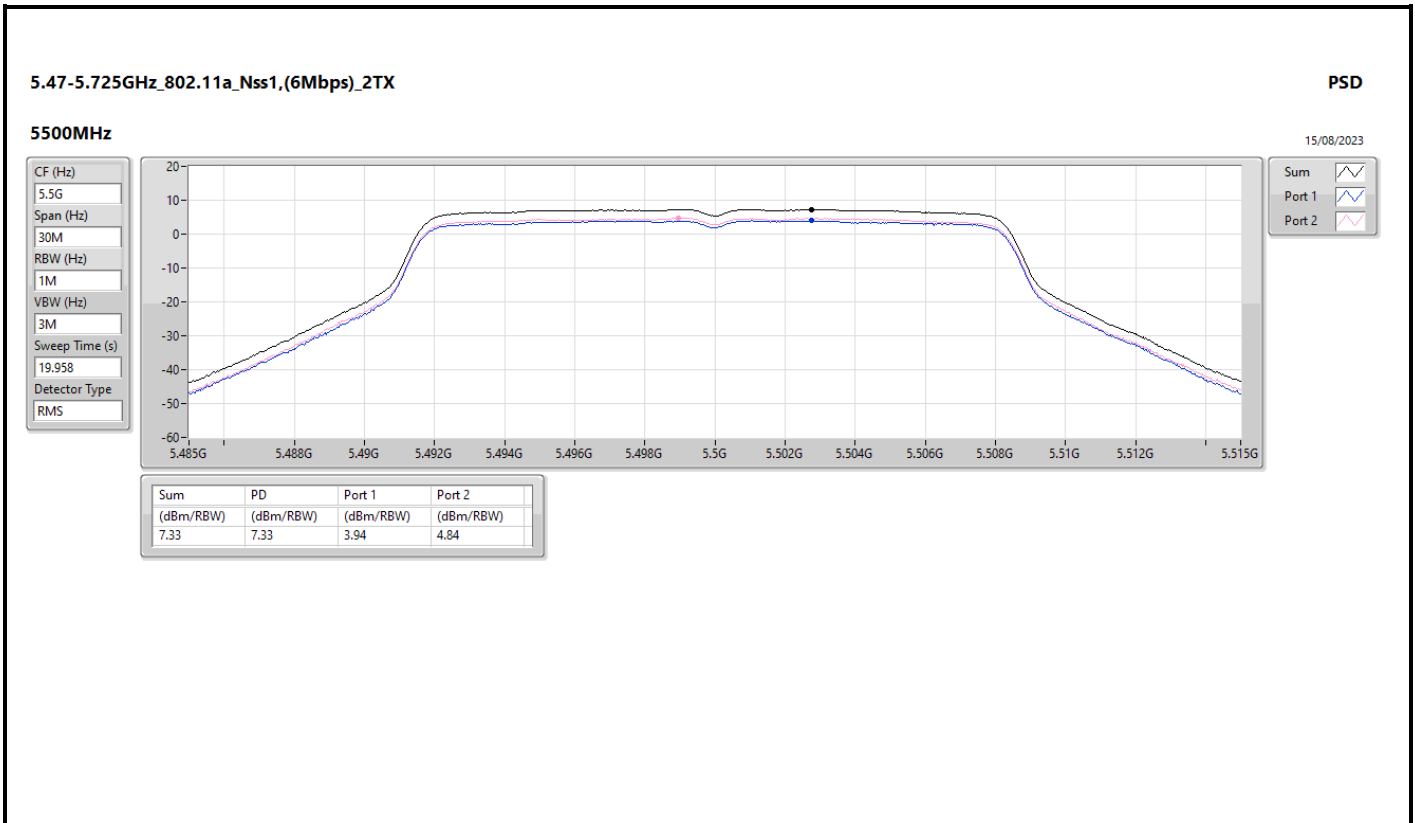
Mode	Result	DG (dBi)	Port 1 (dBm/RBW)	Port 2 (dBm/RBW)	PD (dBm/RBW)	PD Limit (dBm/RBW)
802.11a_Nss1,(6Mbps)_2TX	-	-	-	-	-	-
5180MHz	Pass	9.62	9.86	10.56	13.20	13.38
5200MHz	Pass	9.62	8.82	9.32	12.01	13.38
5240MHz	Pass	9.62	9.81	10.61	13.05	13.38
5260MHz	Pass	9.62	3.76	4.88	7.28	7.38
5300MHz	Pass	9.62	3.87	4.57	7.15	7.38
5320MHz	Pass	9.62	3.96	4.88	7.35	7.38
5500MHz	Pass	9.62	3.94	4.84	7.33	7.38
5580MHz	Pass	9.62	3.60	4.47	7.05	7.38
5700MHz	Pass	9.62	4.09	4.53	7.32	7.38
5720MHz Straddle 5.47-5.725GHz	Pass	9.62	3.95	4.38	7.15	7.38
5720MHz Straddle 5.725-5.85GHz	Pass	9.62	1.90	2.42	5.17	26.38
5745MHz	Pass	9.62	11.08	11.77	14.38	26.38
5785MHz	Pass	9.62	10.97	11.81	14.37	26.38
5825MHz	Pass	9.62	11.09	12.21	14.65	26.38
802.11ax HEW20_Nss1,(MCS0)_2TX	-	-	-	-	-	-
5180MHz	Pass	9.62	7.97	8.70	11.30	13.38
5200MHz	Pass	9.62	8.50	9.11	11.75	13.38
5240MHz	Pass	9.62	9.51	10.11	12.81	13.38
5260MHz	Pass	9.62	3.53	4.51	7.02	7.38
5300MHz	Pass	9.62	4.01	4.84	7.34	7.38
5320MHz	Pass	9.62	3.62	4.55	7.03	7.38
5500MHz	Pass	9.62	3.71	4.43	7.05	7.38
5580MHz	Pass	9.62	3.89	4.78	7.34	7.38
5700MHz	Pass	9.62	3.81	4.31	7.06	7.38
5720MHz Straddle 5.47-5.725GHz	Pass	9.62	4.07	4.46	7.20	7.38
5720MHz Straddle 5.725-5.85GHz	Pass	9.62	1.73	2.11	4.91	26.38
5745MHz	Pass	9.62	10.54	11.50	13.99	26.38
5785MHz	Pass	9.62	10.42	11.51	13.97	26.38
5825MHz	Pass	9.62	10.34	11.65	13.96	26.38
802.11ax HEW40_Nss1,(MCS0)_2TX	-	-	-	-	-	-
5190MHz	Pass	9.62	3.37	4.21	6.77	13.38
5230MHz	Pass	9.62	6.67	7.20	9.89	13.38
5270MHz	Pass	9.62	3.31	4.16	6.62	7.38
5310MHz	Pass	9.62	3.78	4.44	6.97	7.38
5510MHz	Pass	9.62	3.37	4.24	6.79	7.38
5550MHz	Pass	9.62	3.28	3.98	6.55	7.38
5670MHz	Pass	9.62	3.47	4.15	6.72	7.38
5710MHz Straddle 5.47-5.725GHz	Pass	9.62	3.53	4.26	6.90	7.38
5710MHz Straddle 5.725-5.85GHz	Pass	9.62	0.11	0.93	3.50	26.38
5755MHz	Pass	9.62	7.84	8.61	11.16	26.38
5795MHz	Pass	9.62	7.44	8.42	10.90	26.38
802.11ax HEW80_Nss1,(MCS0)_2TX	-	-	-	-	-	-
5210MHz	Pass	9.62	0.26	0.92	3.52	13.38
5290MHz	Pass	9.62	0.33	1.19	3.71	7.38
5530MHz	Pass	9.62	0.68	1.17	3.90	7.38
5610MHz	Pass	9.62	0.32	1.23	3.76	7.38
5690MHz Straddle 5.47-5.725GHz	Pass	9.62	0.15	1.16	3.65	7.38
5690MHz Straddle 5.725-5.85GHz	Pass	9.62	-4.47	-3.44	-0.97	26.38
5775MHz	Pass	9.62	3.12	3.97	6.49	26.38
802.11ax HEW160_Nss1,(MCS0)_2TX	-	-	-	-	-	-
5250MHz Straddle 5.15-5.25GHz	Pass	9.62	-2.59	-1.80	0.73	13.38
5250MHz Straddle 5.25-5.35GHz	Pass	9.62	-2.65	-1.60	0.79	7.38
5570MHz	Pass	9.62	-2.26	-1.37	1.12	7.38

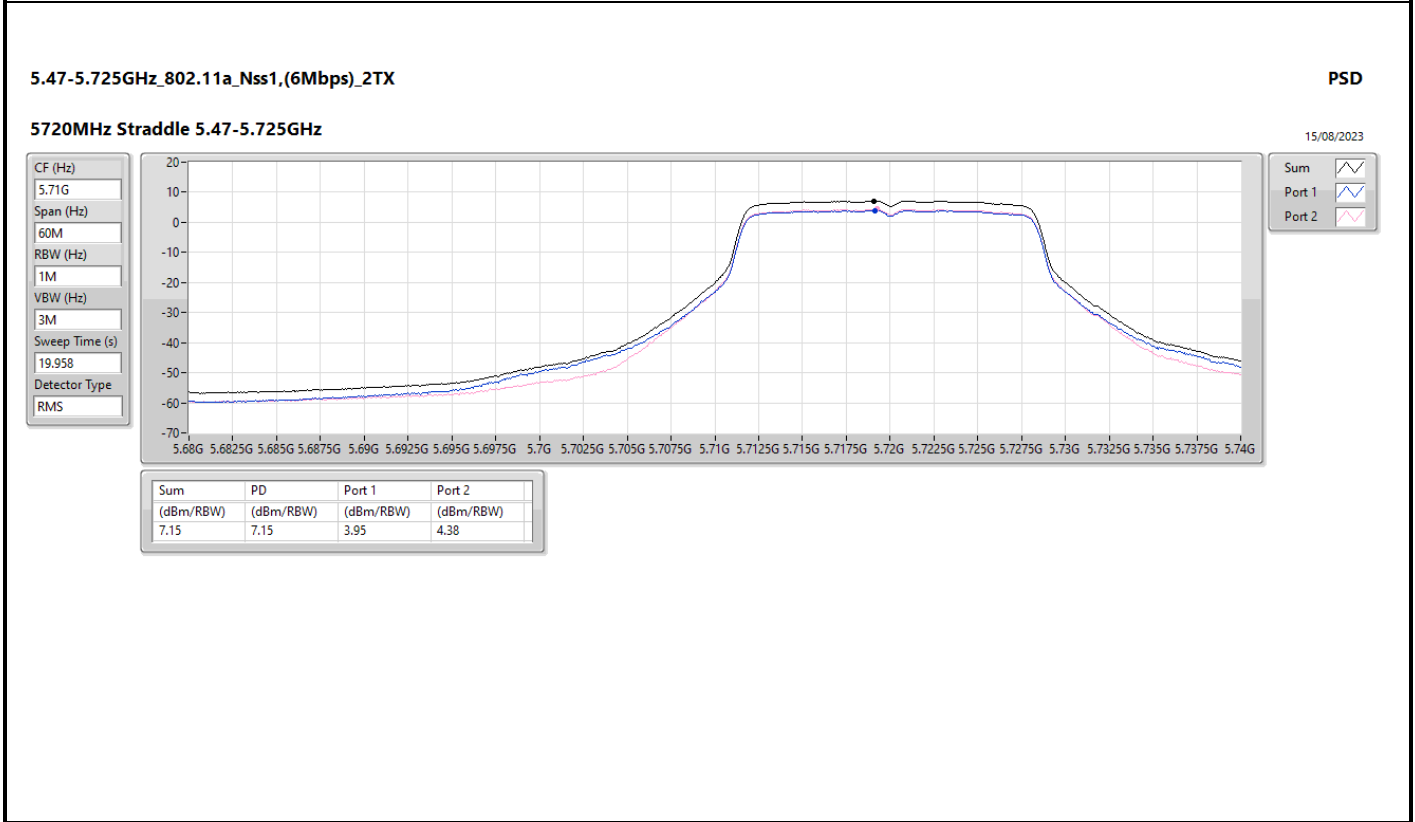
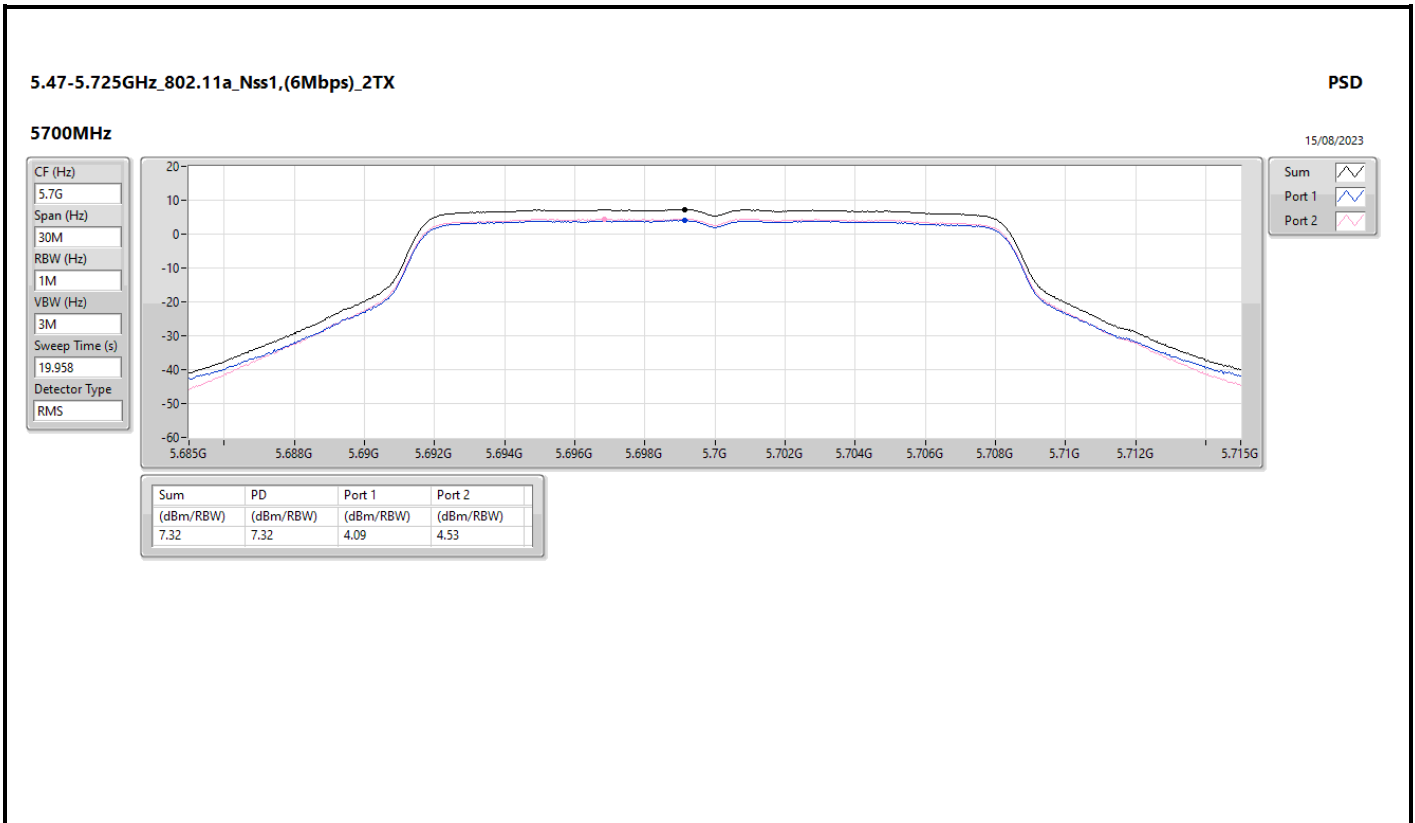
DG = Directional Gain; RBW = 500kHz for 5.725-5.85GHz band / 1MHz for other band;
 PD = trace bin-by-bin of each transmits port summing can be performed maximum power density; Port X = Port X Power Density;

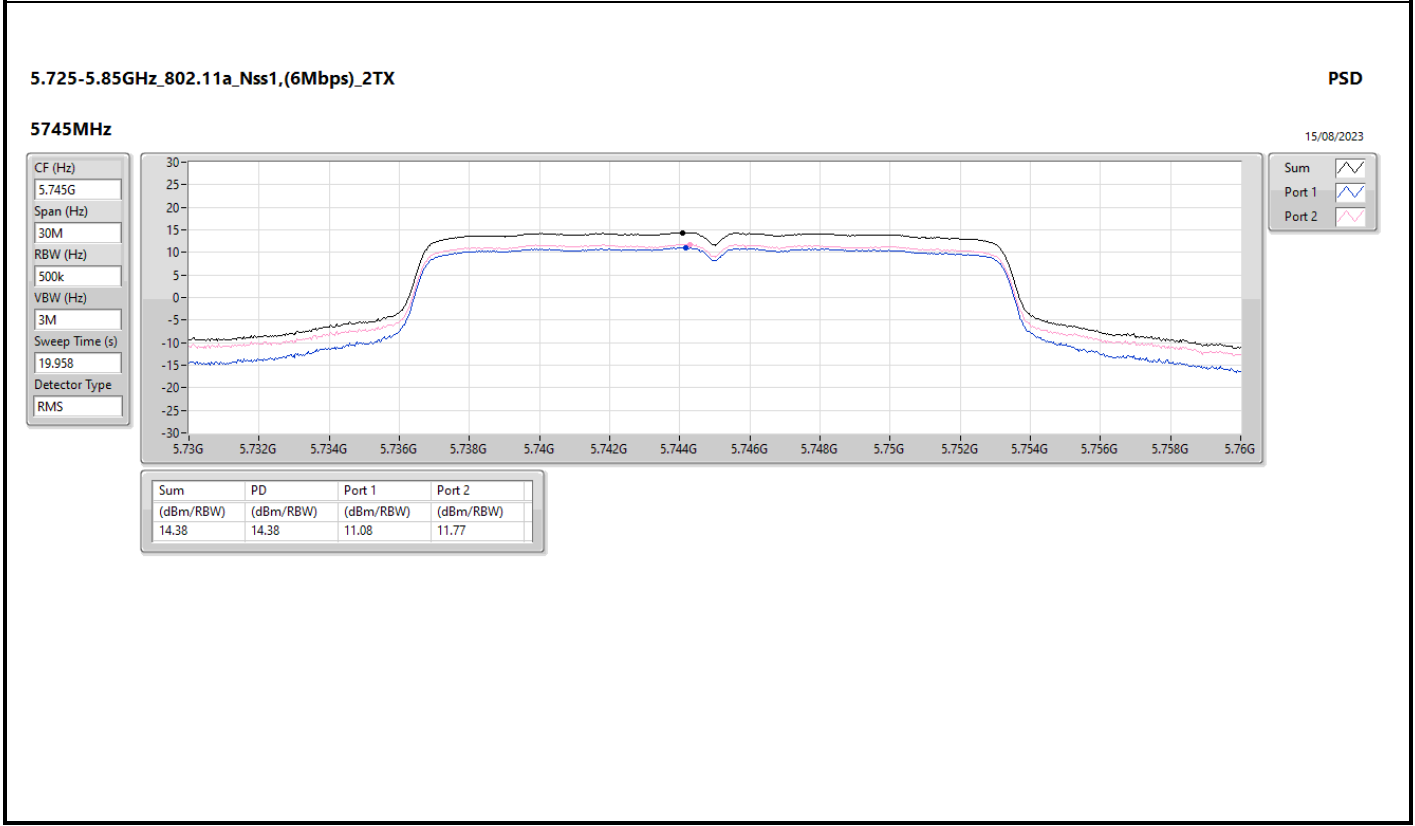
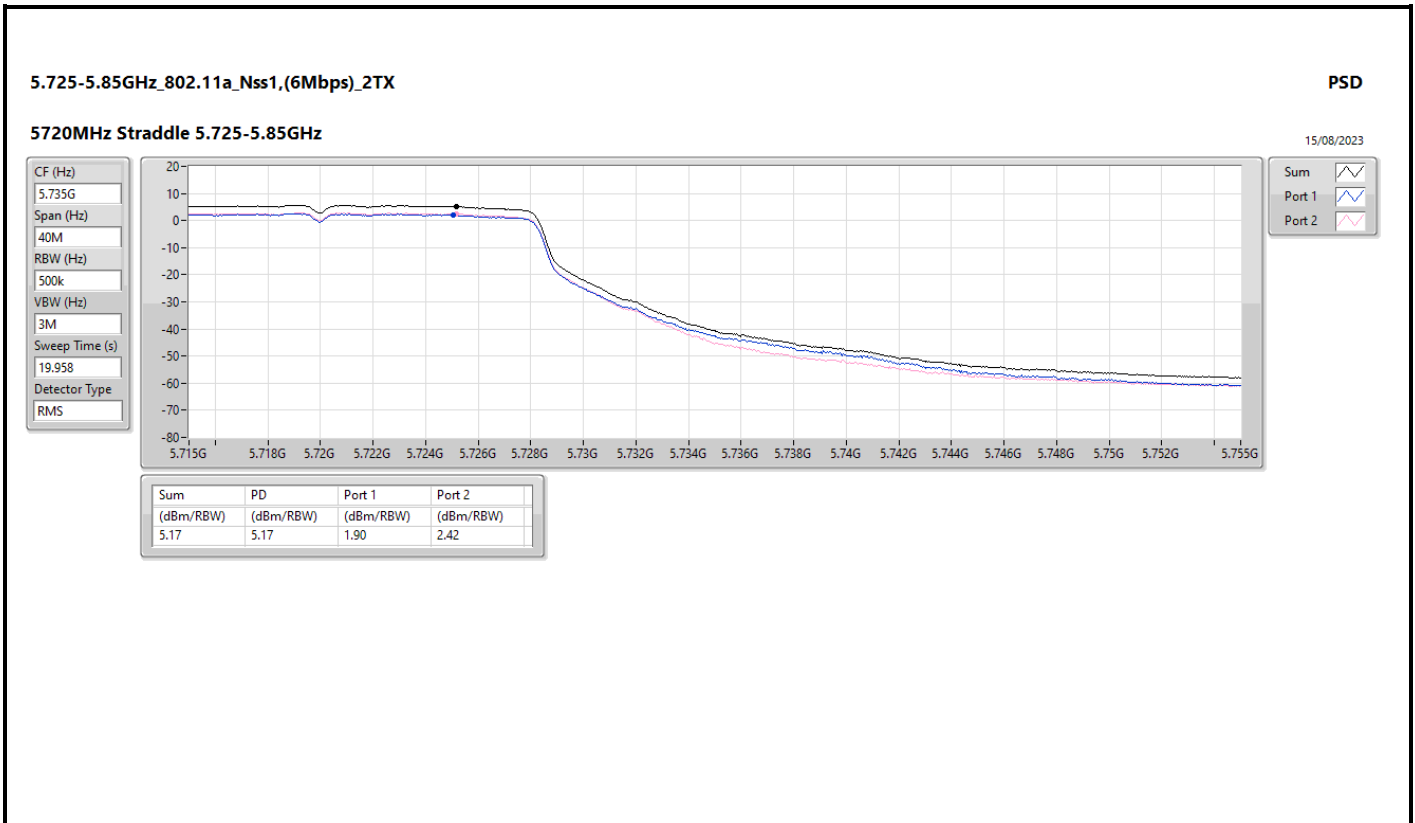


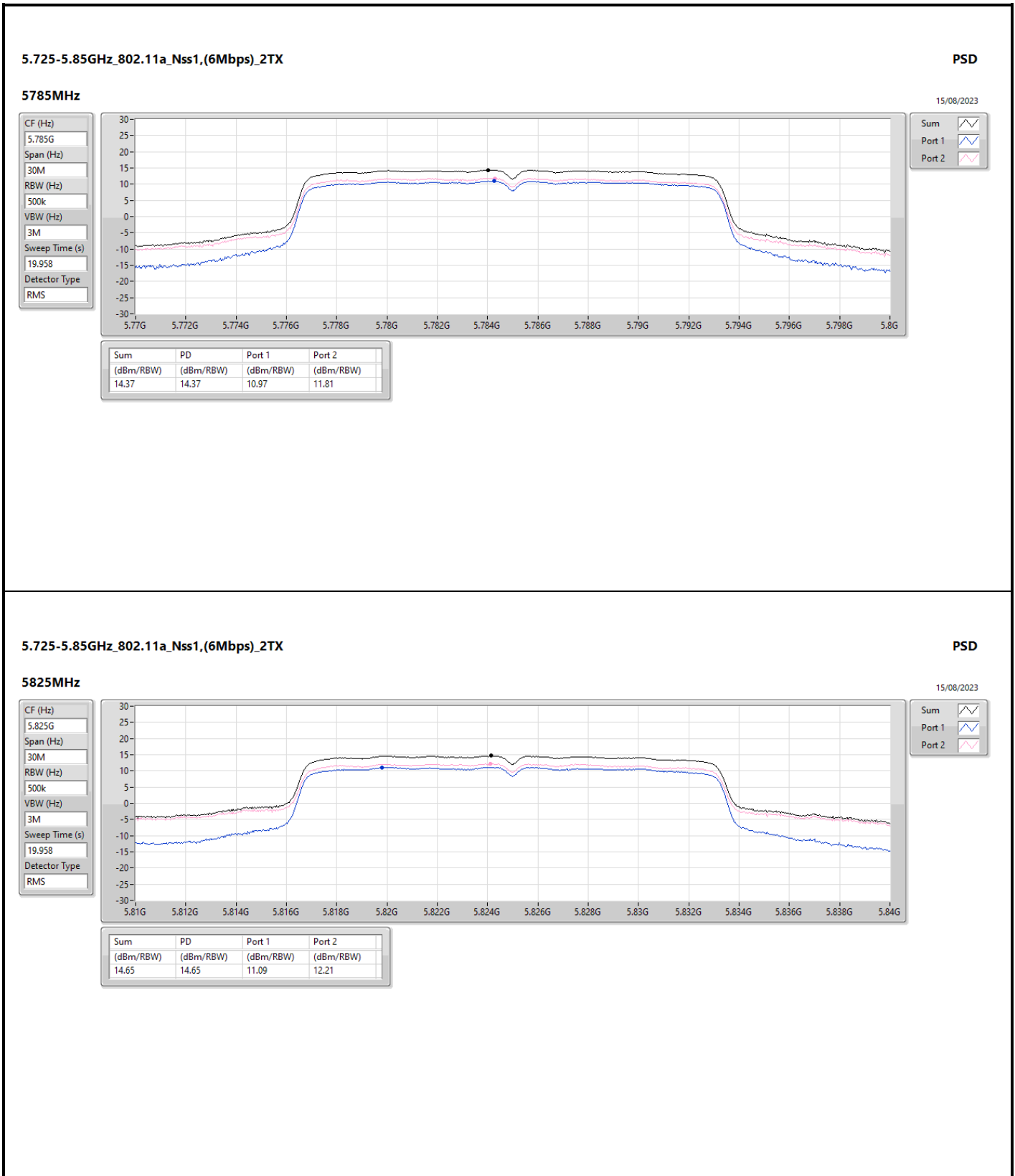


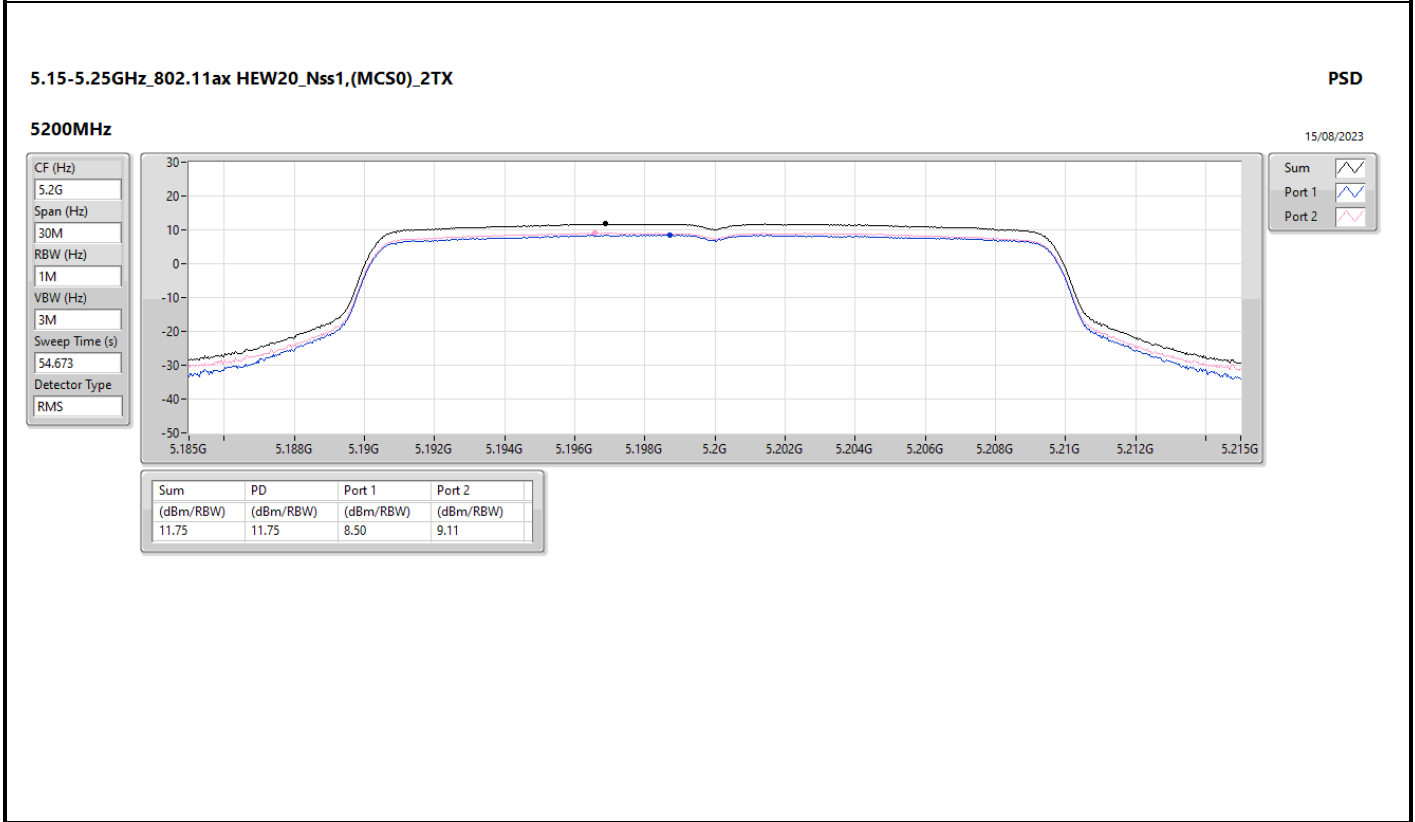
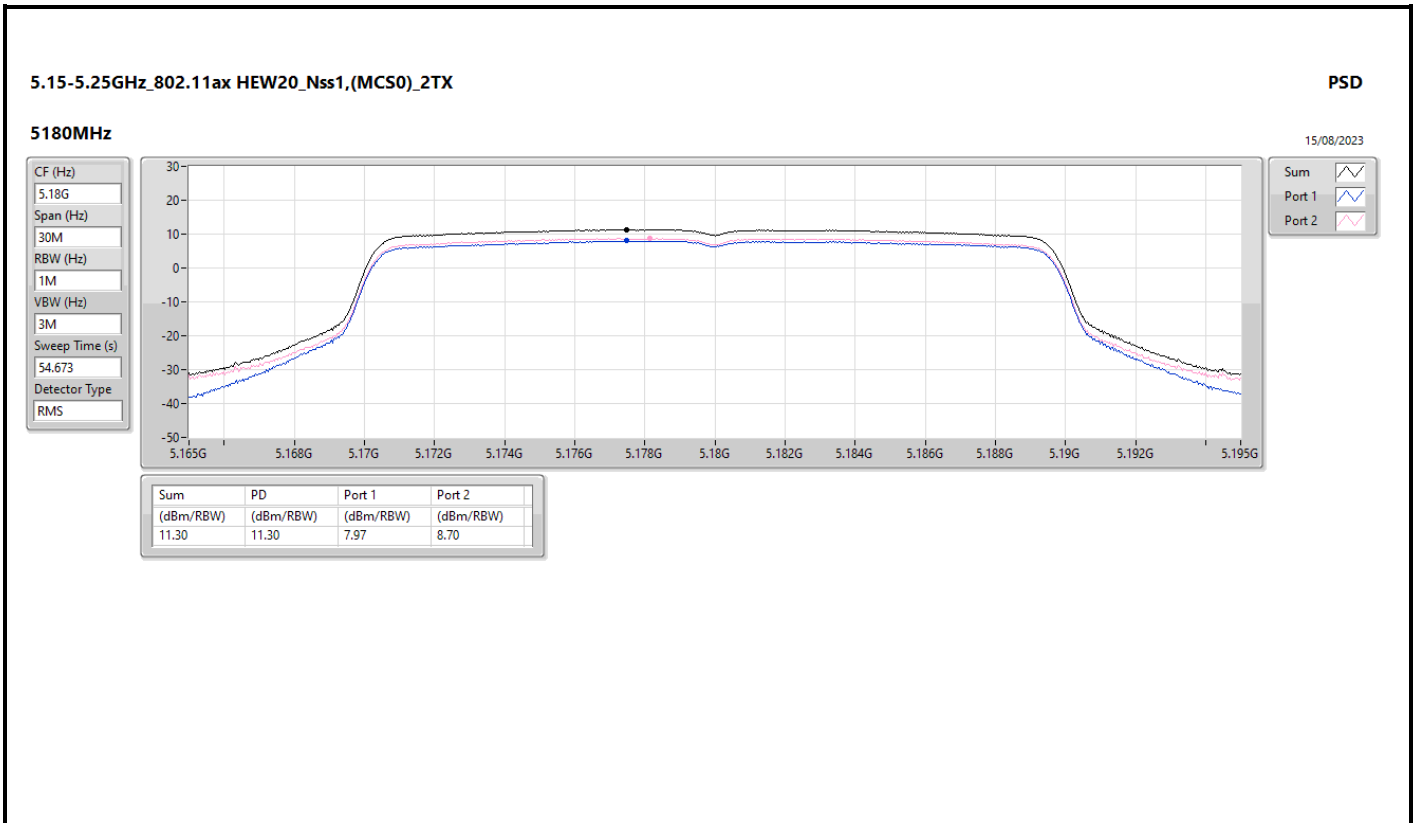


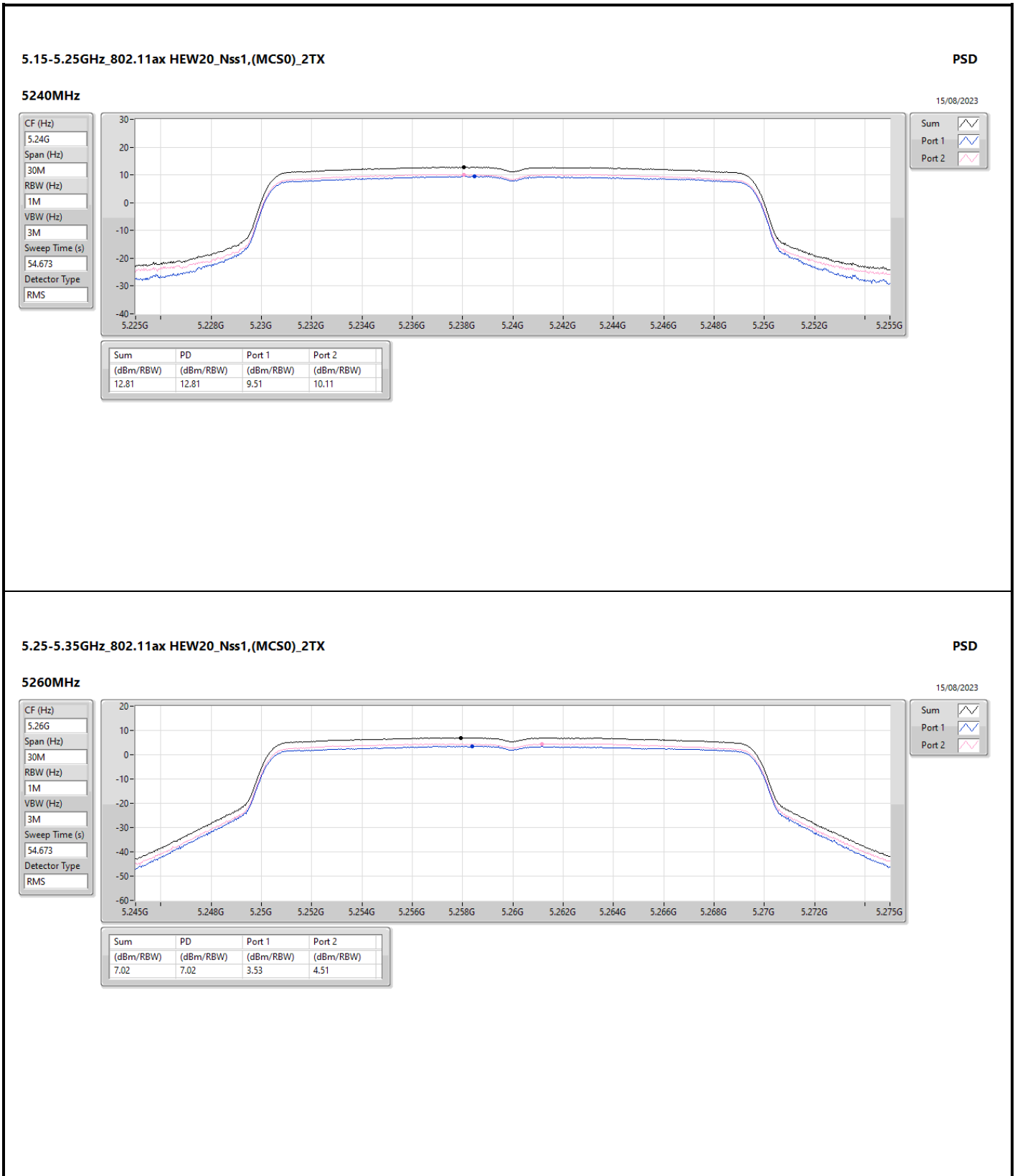


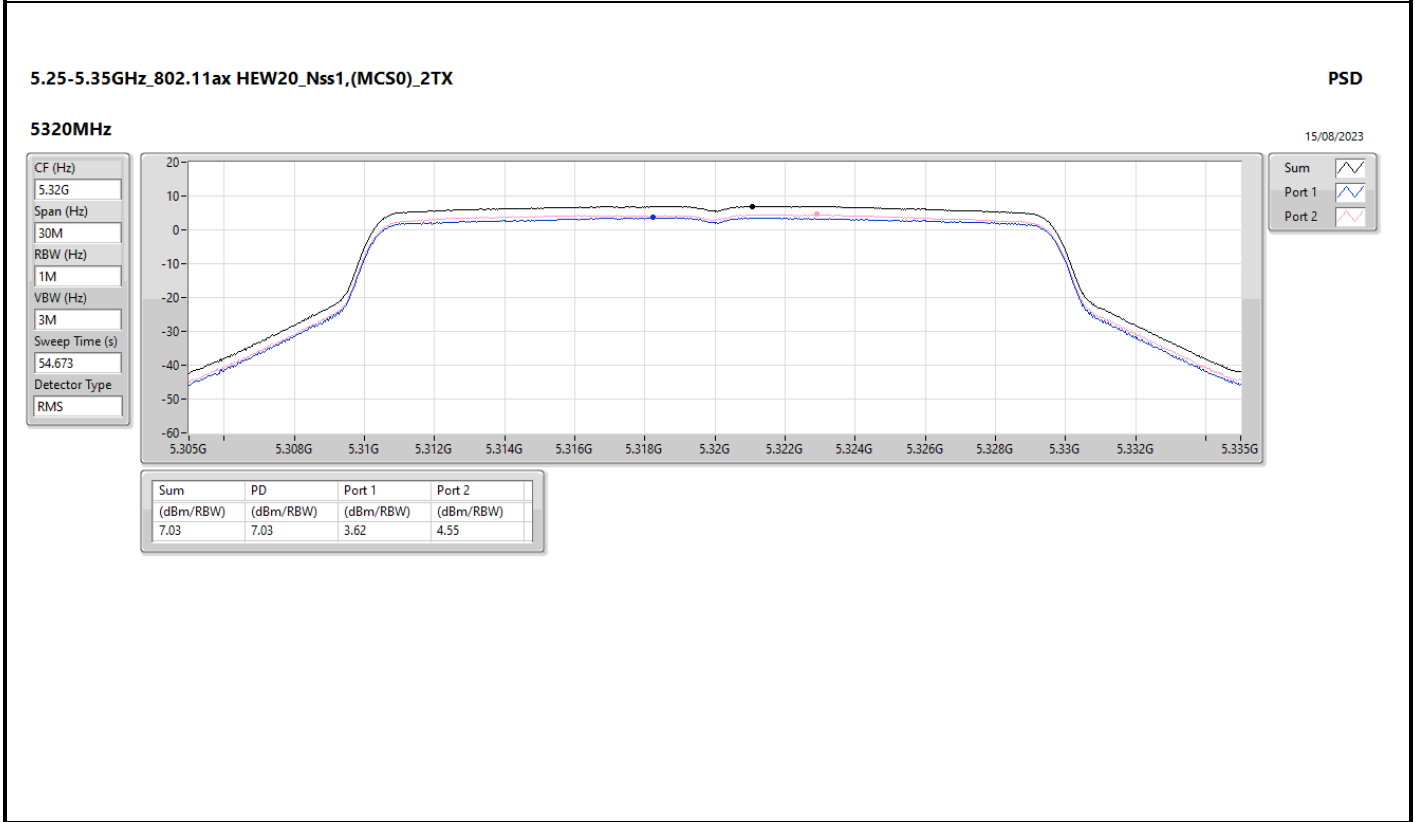
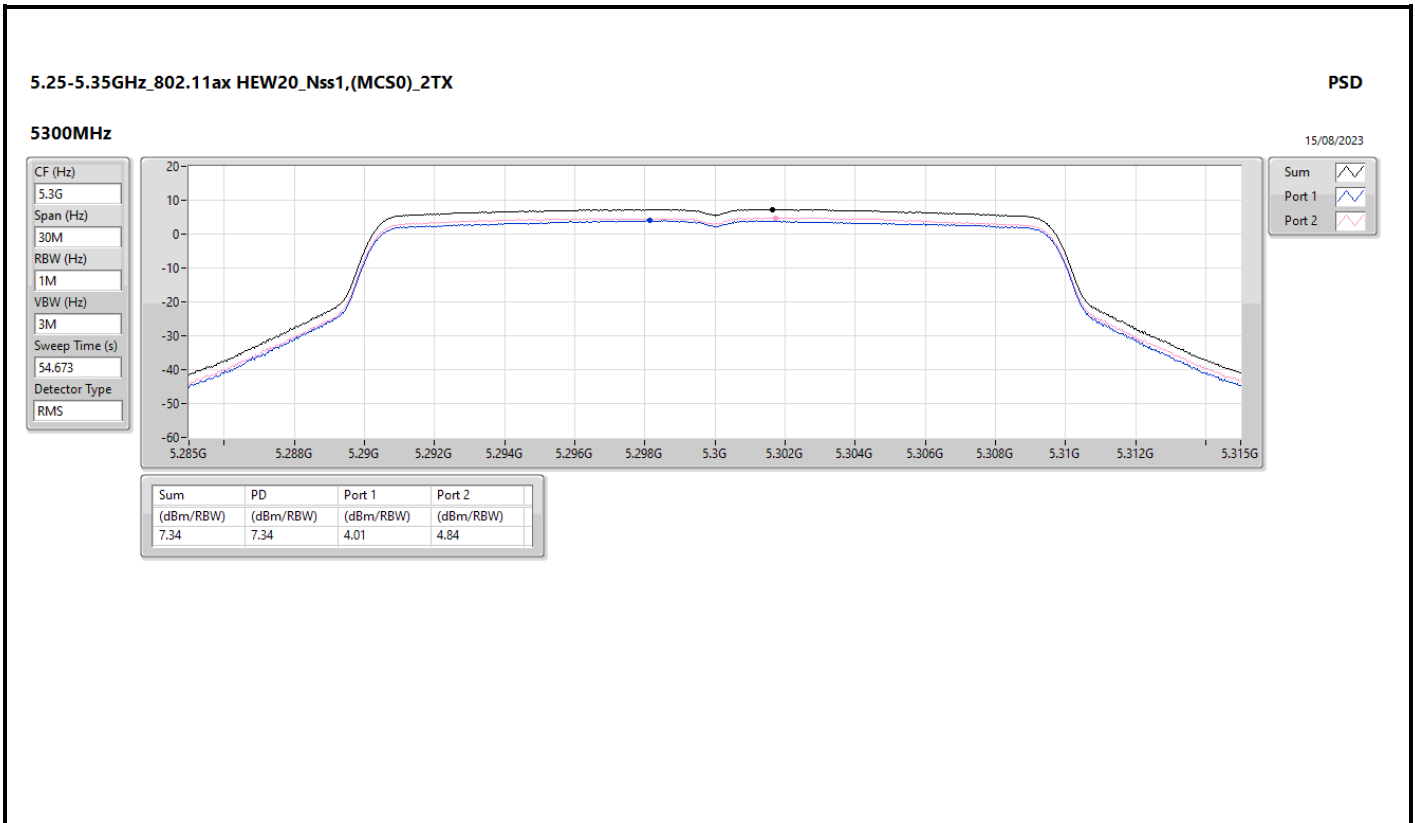


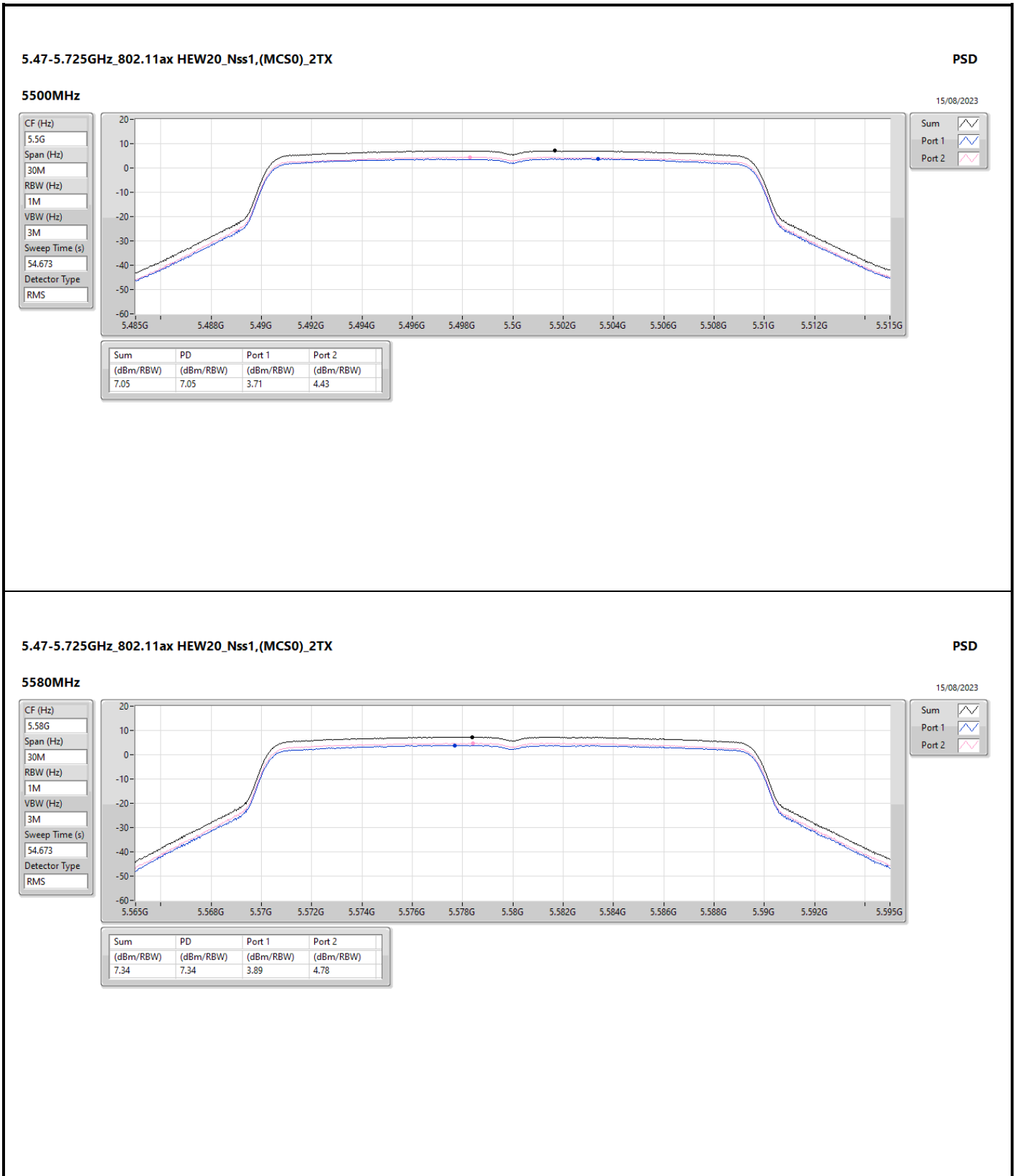


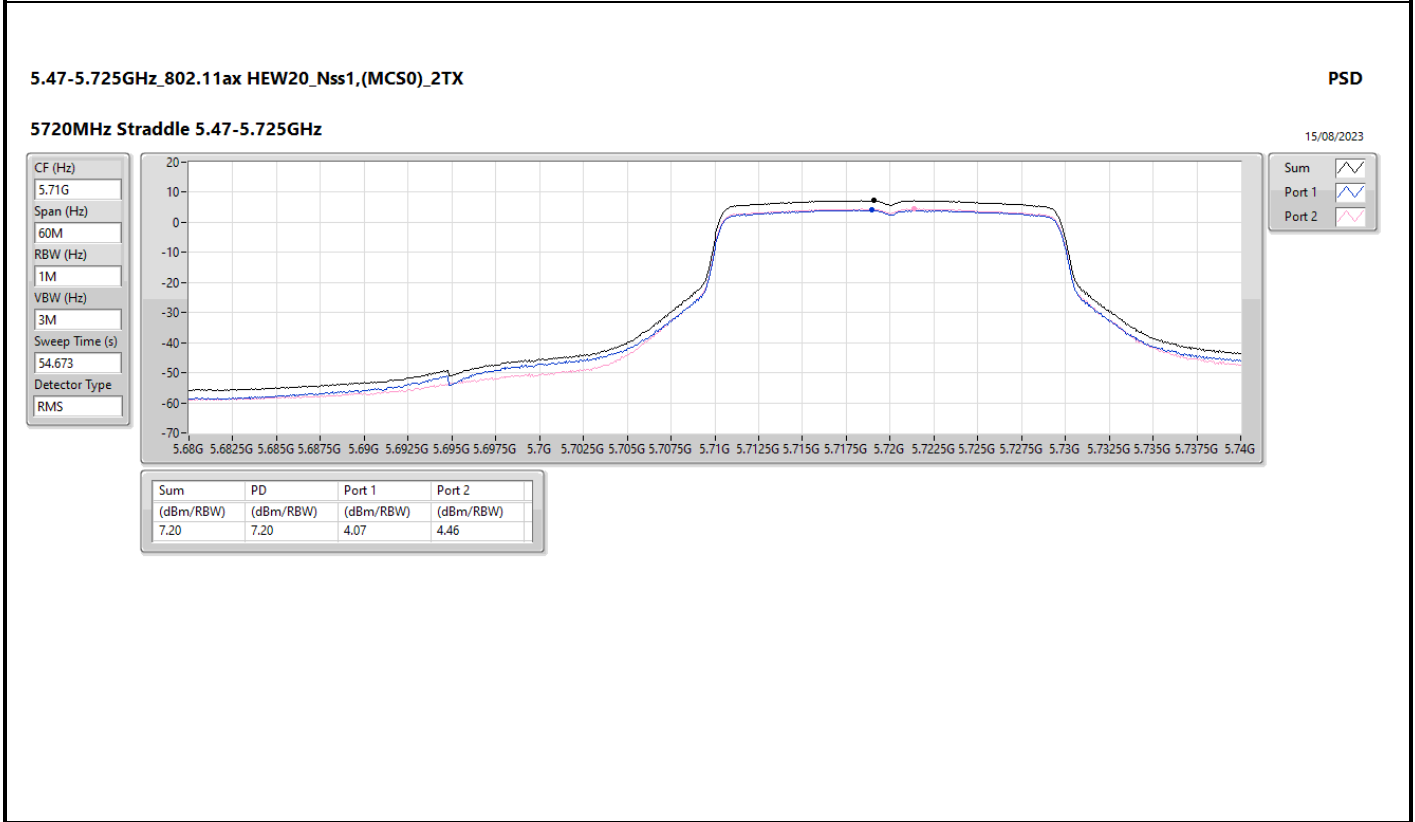
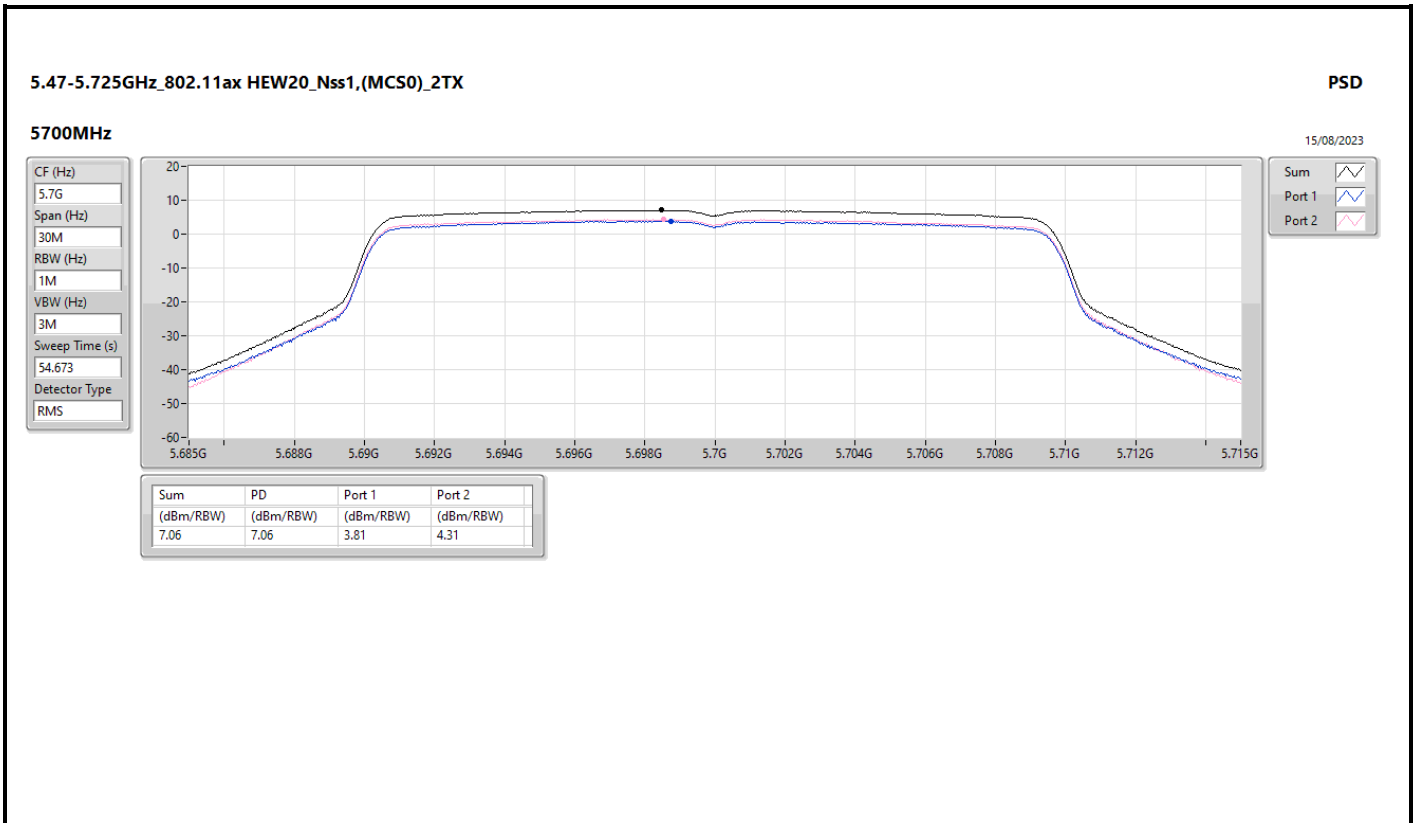


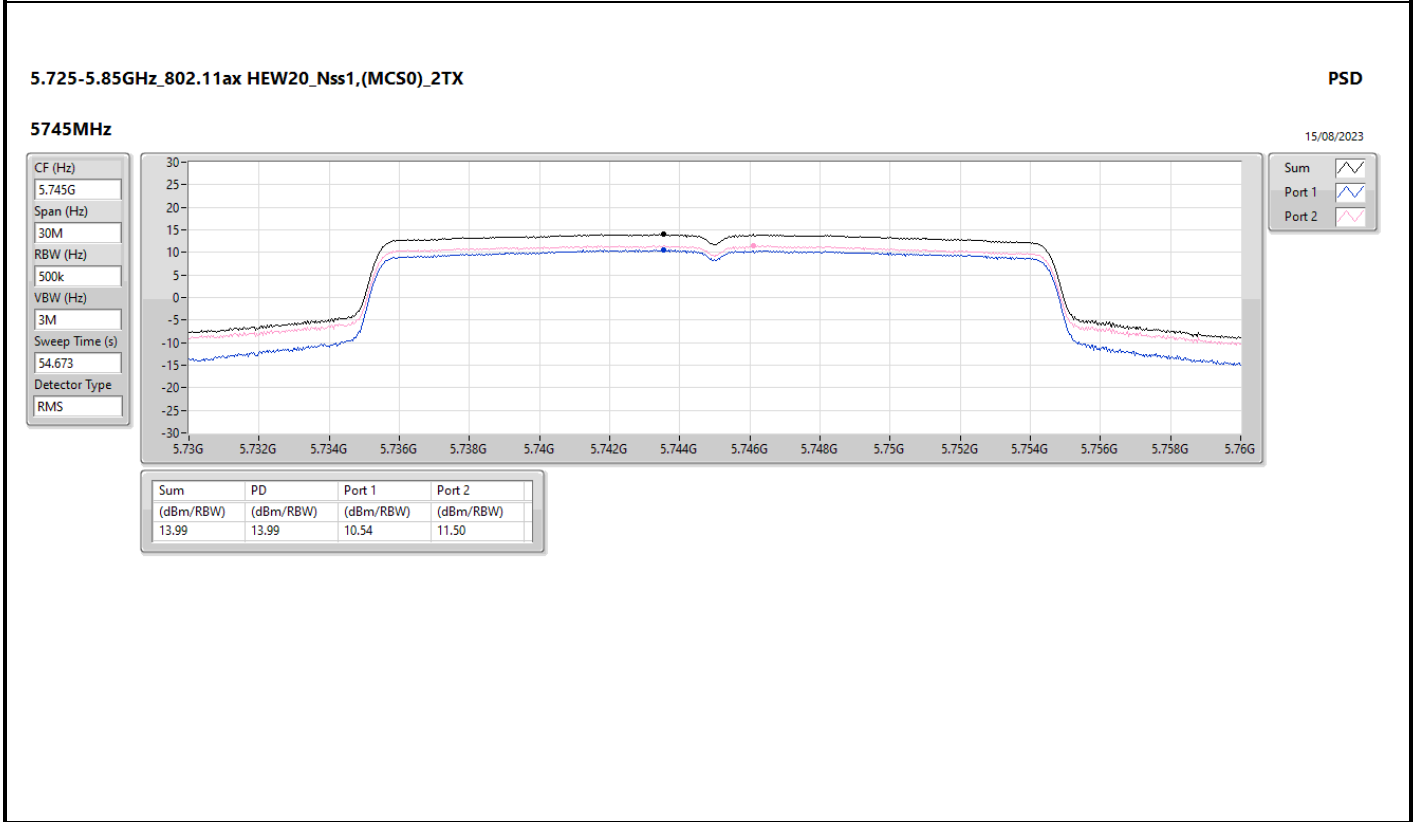
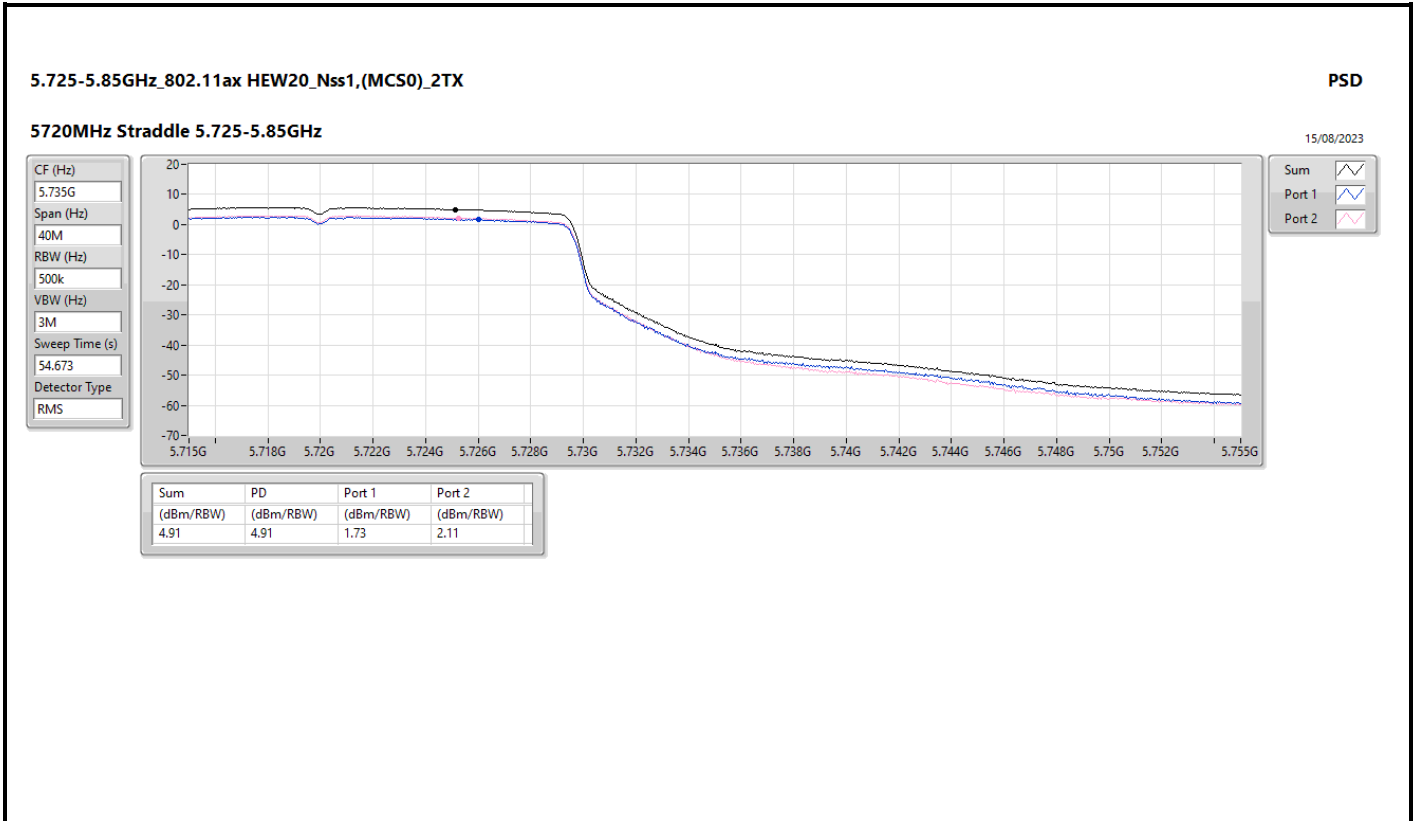


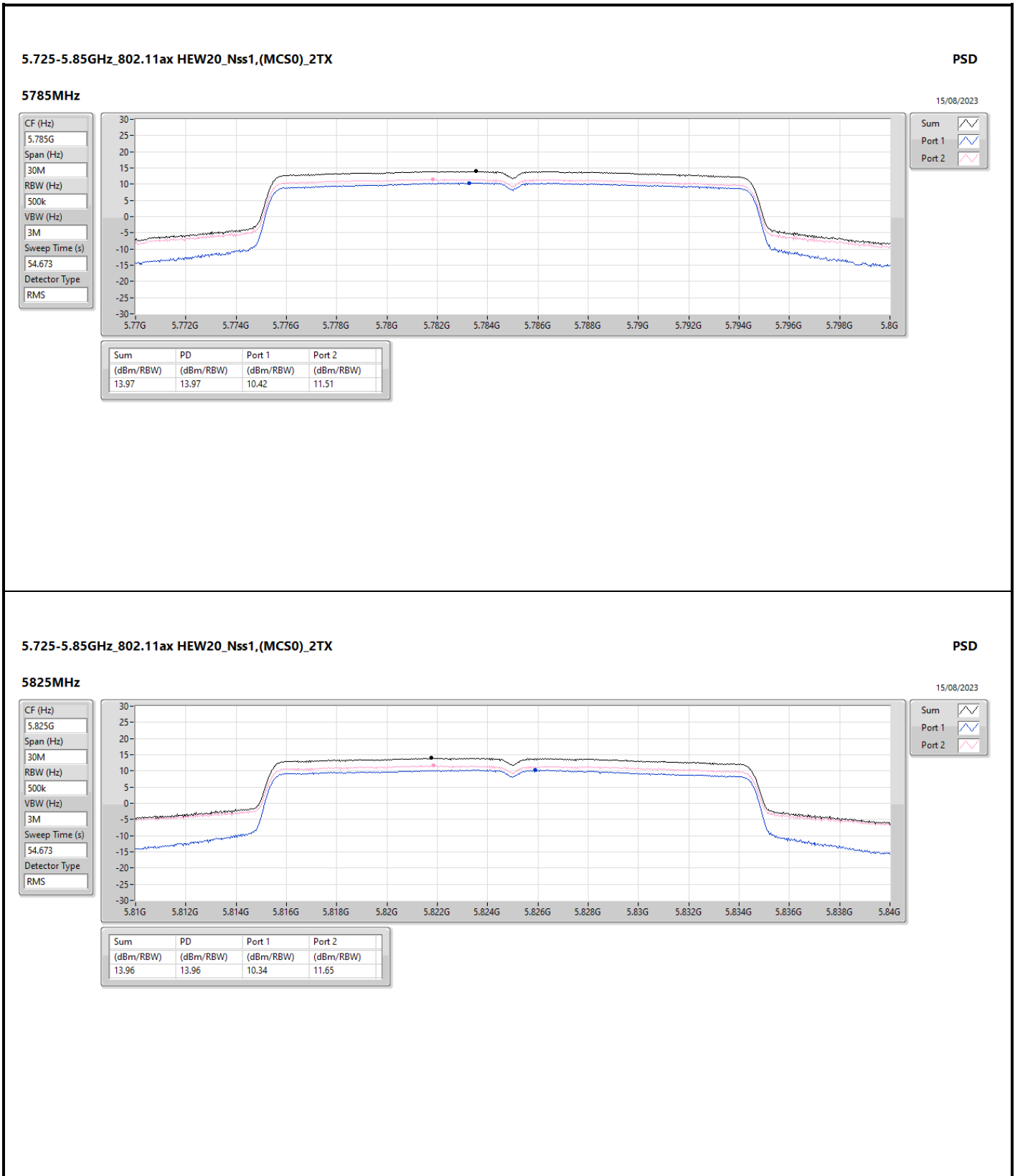


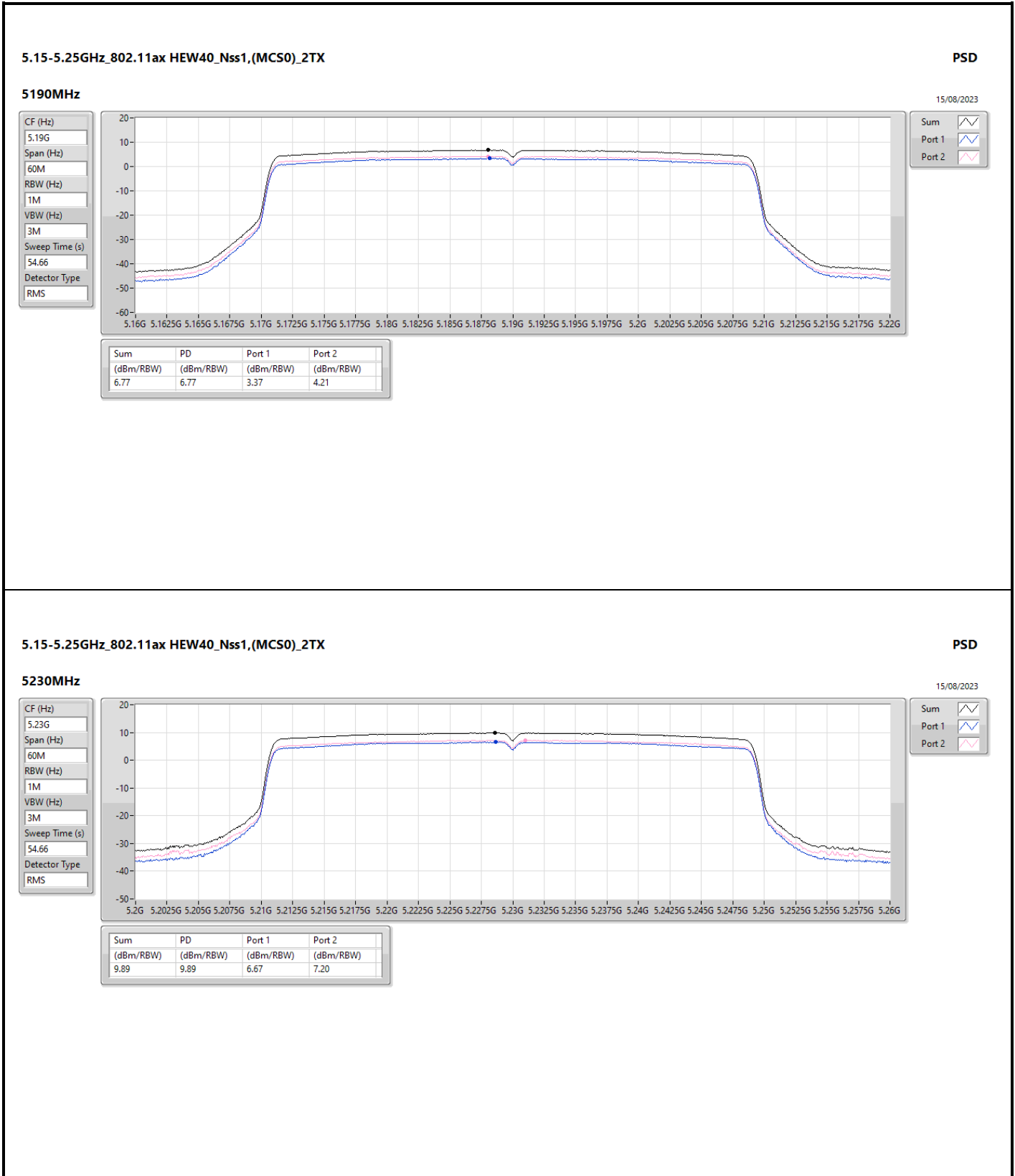


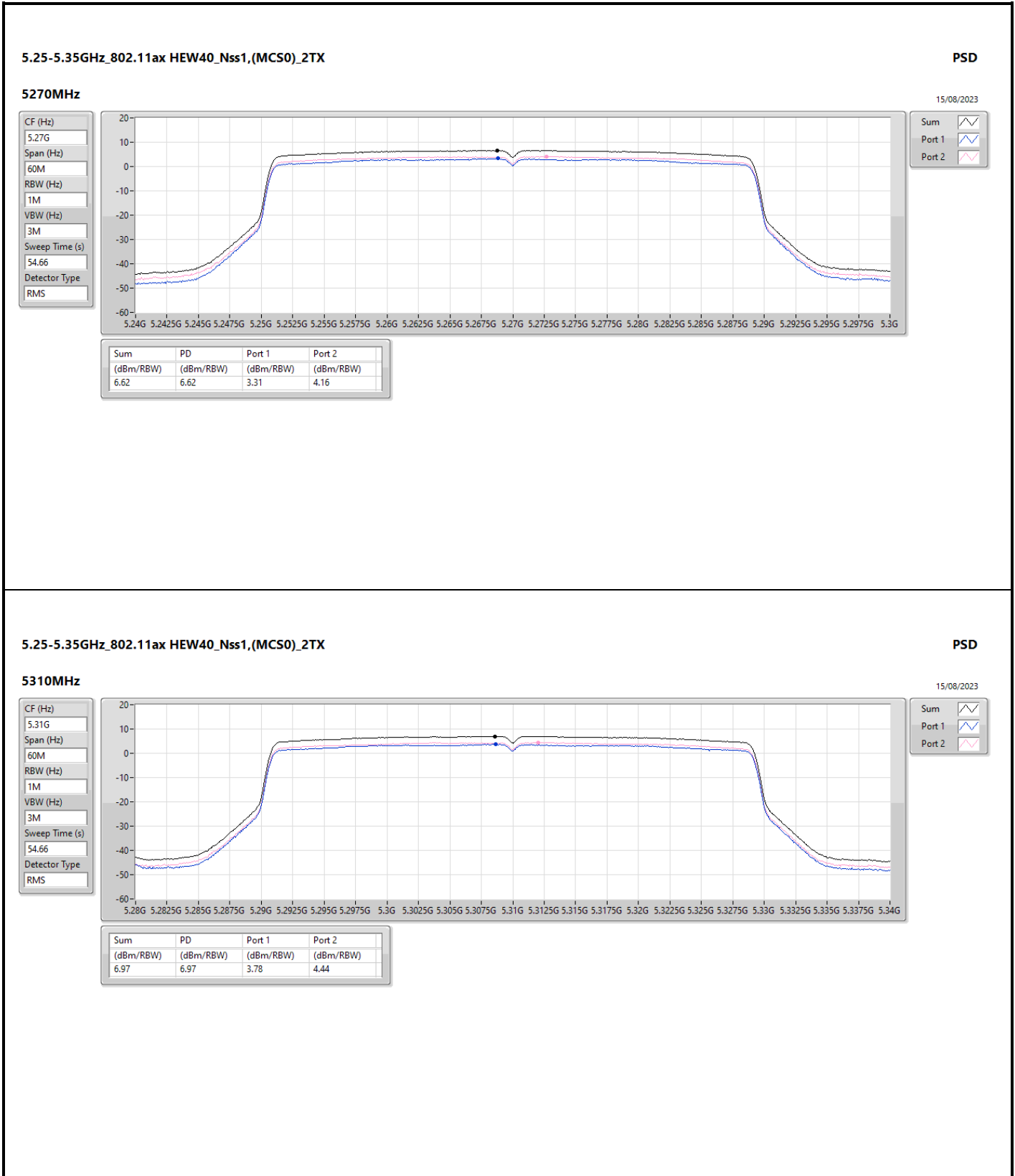


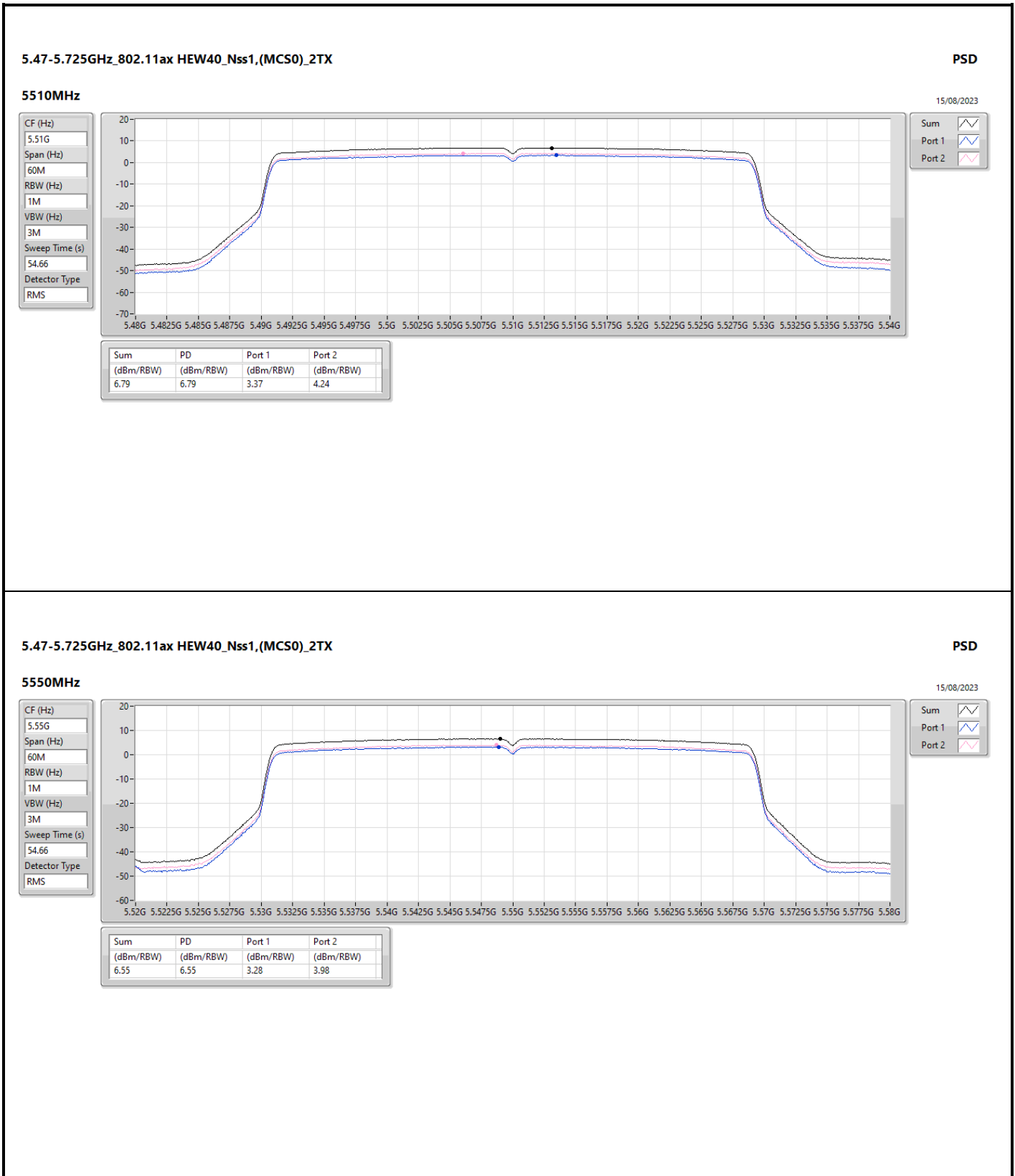


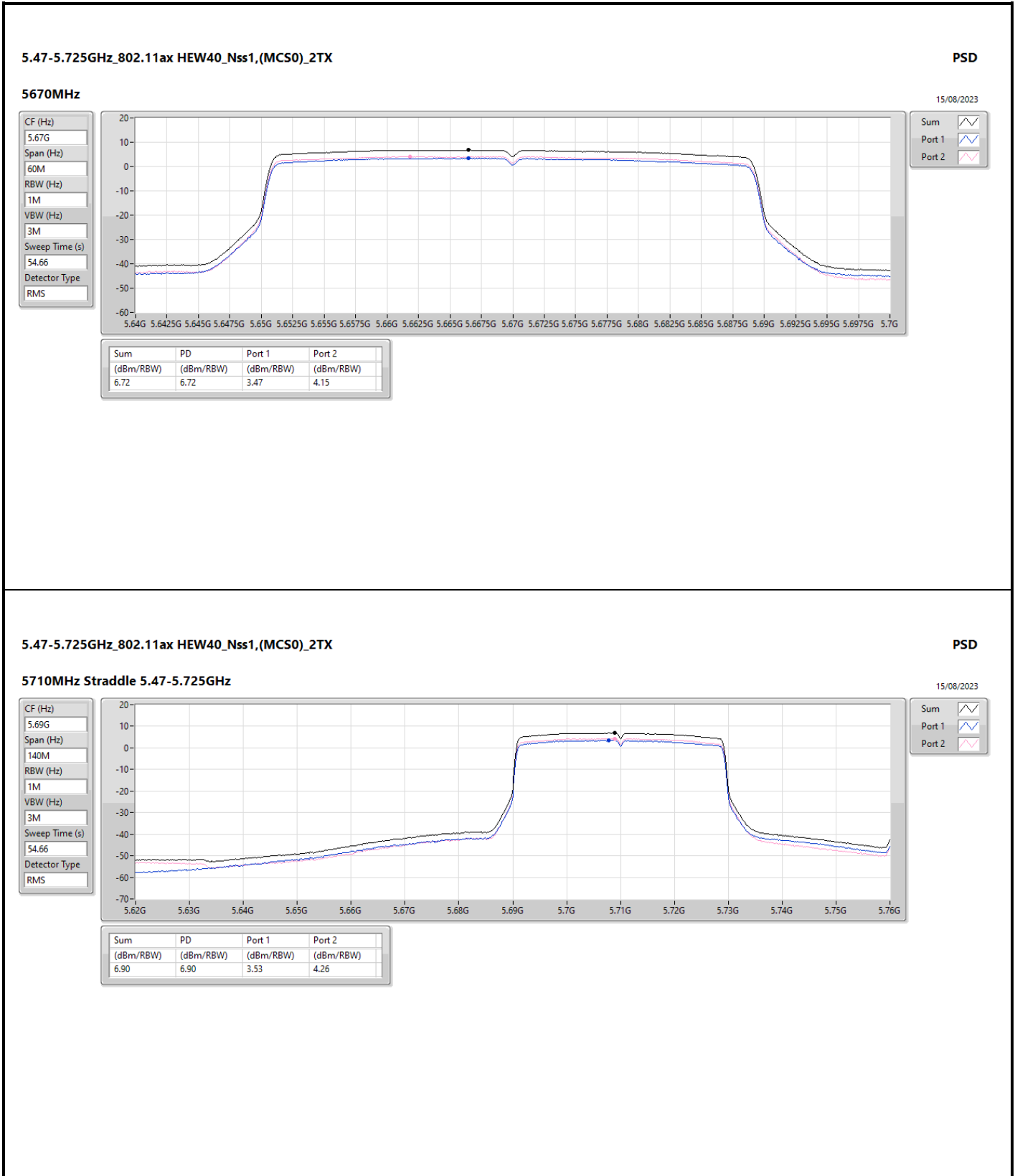


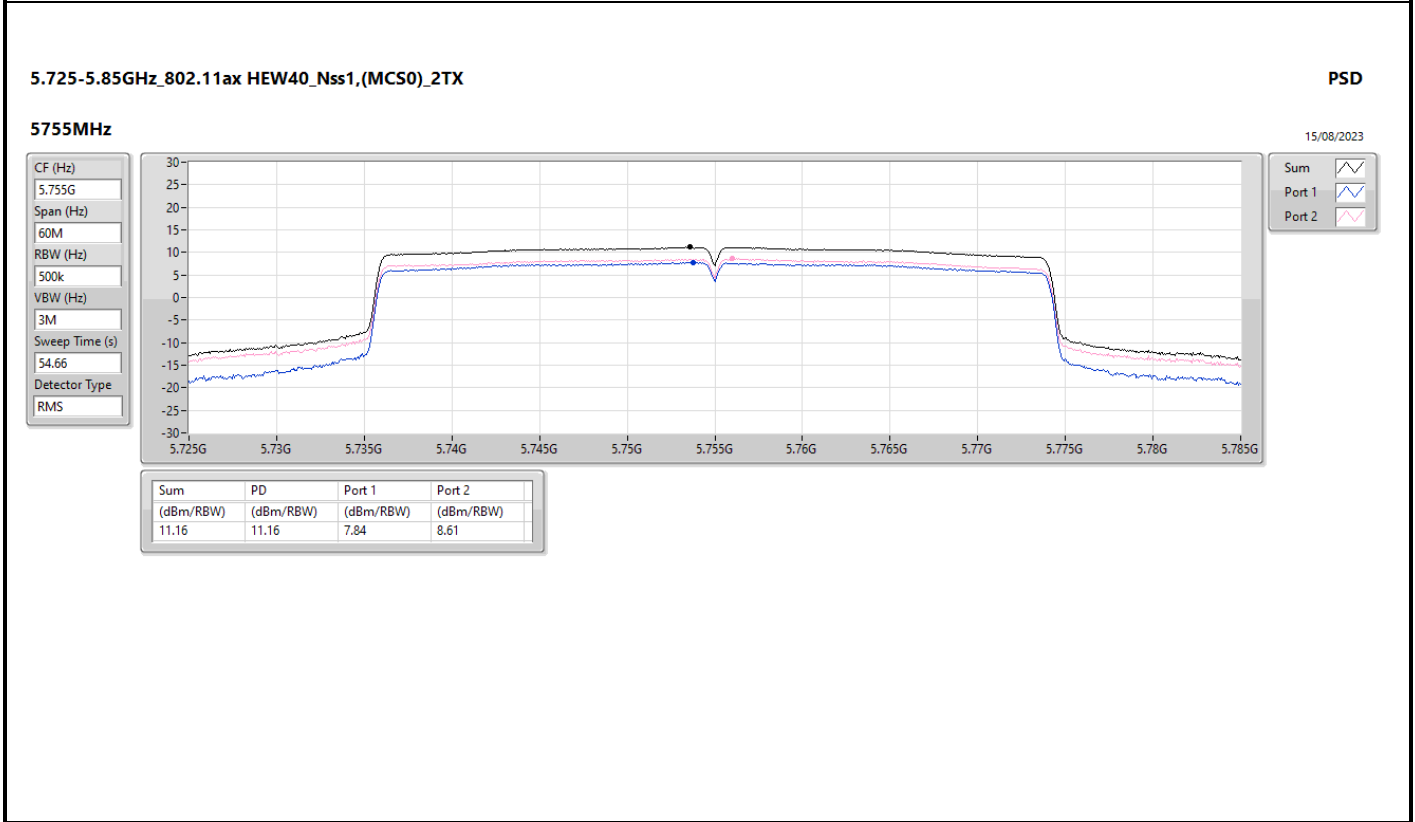
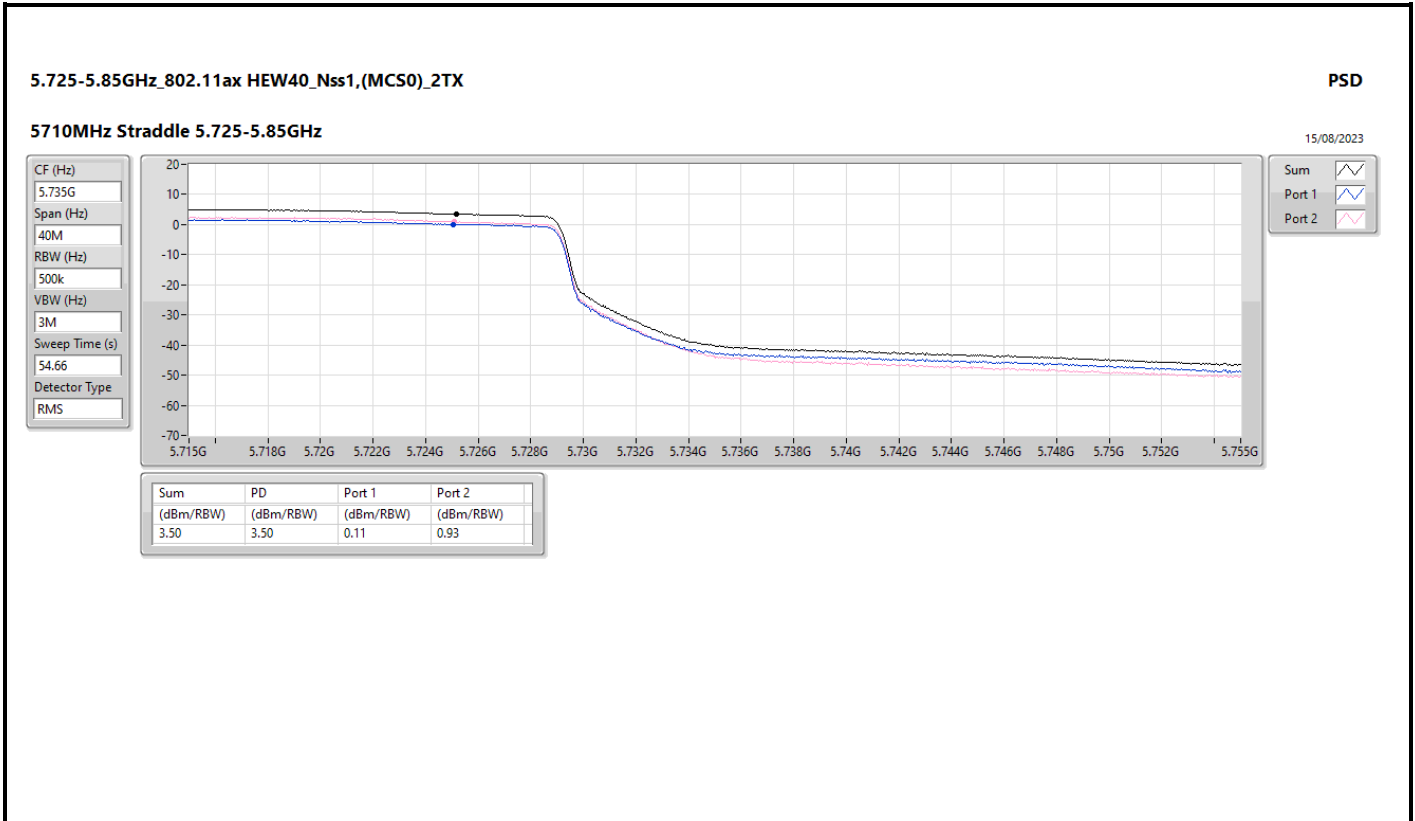


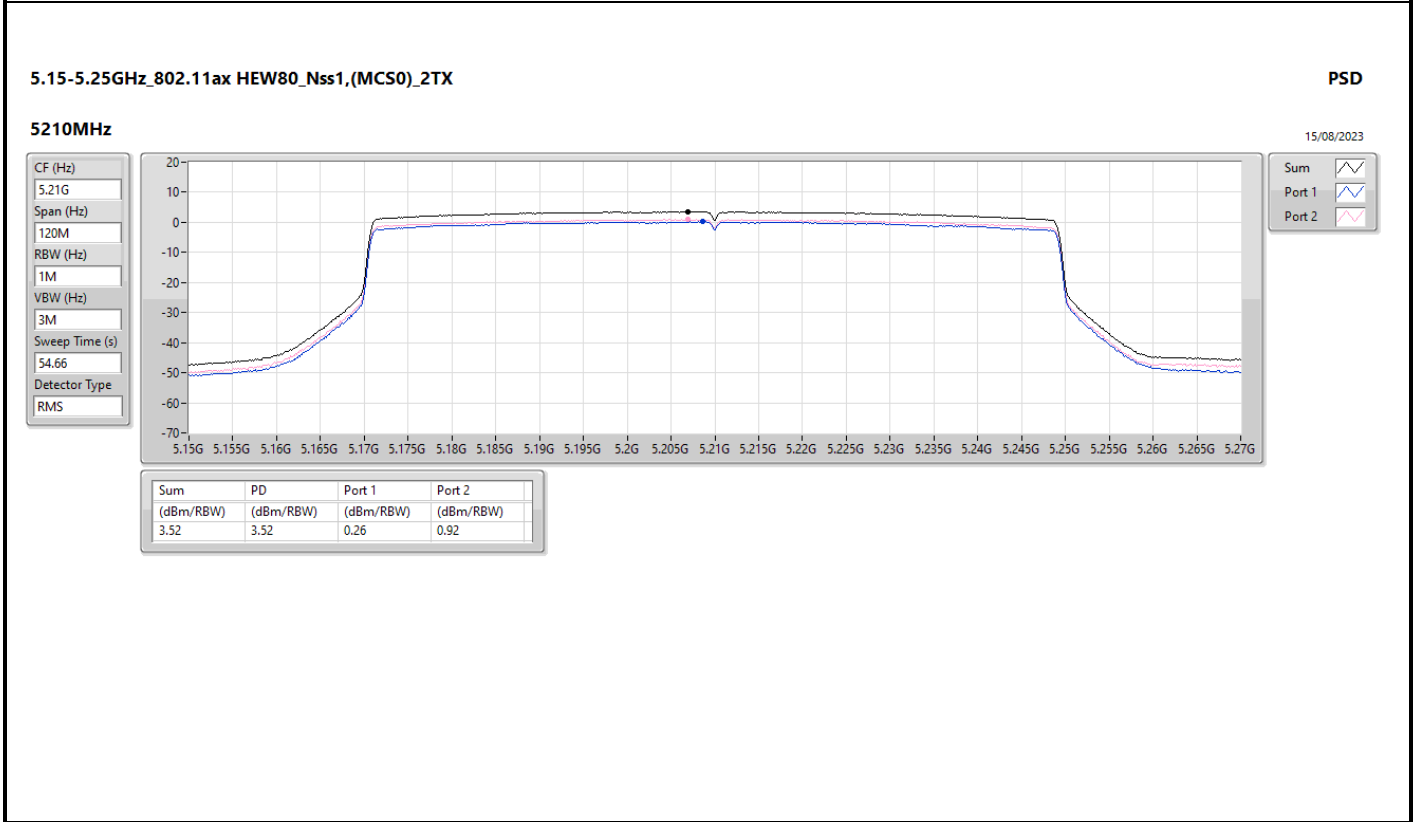
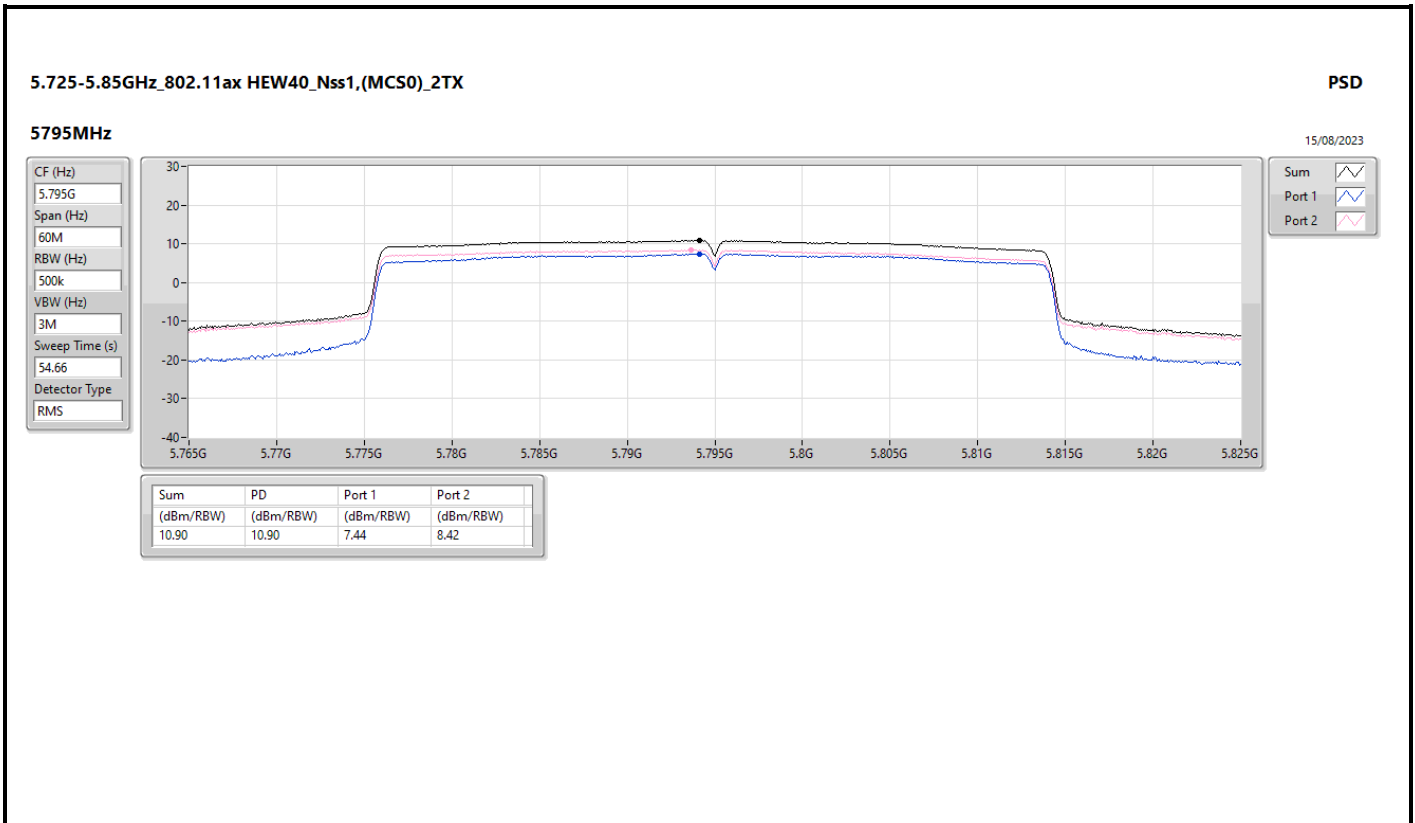


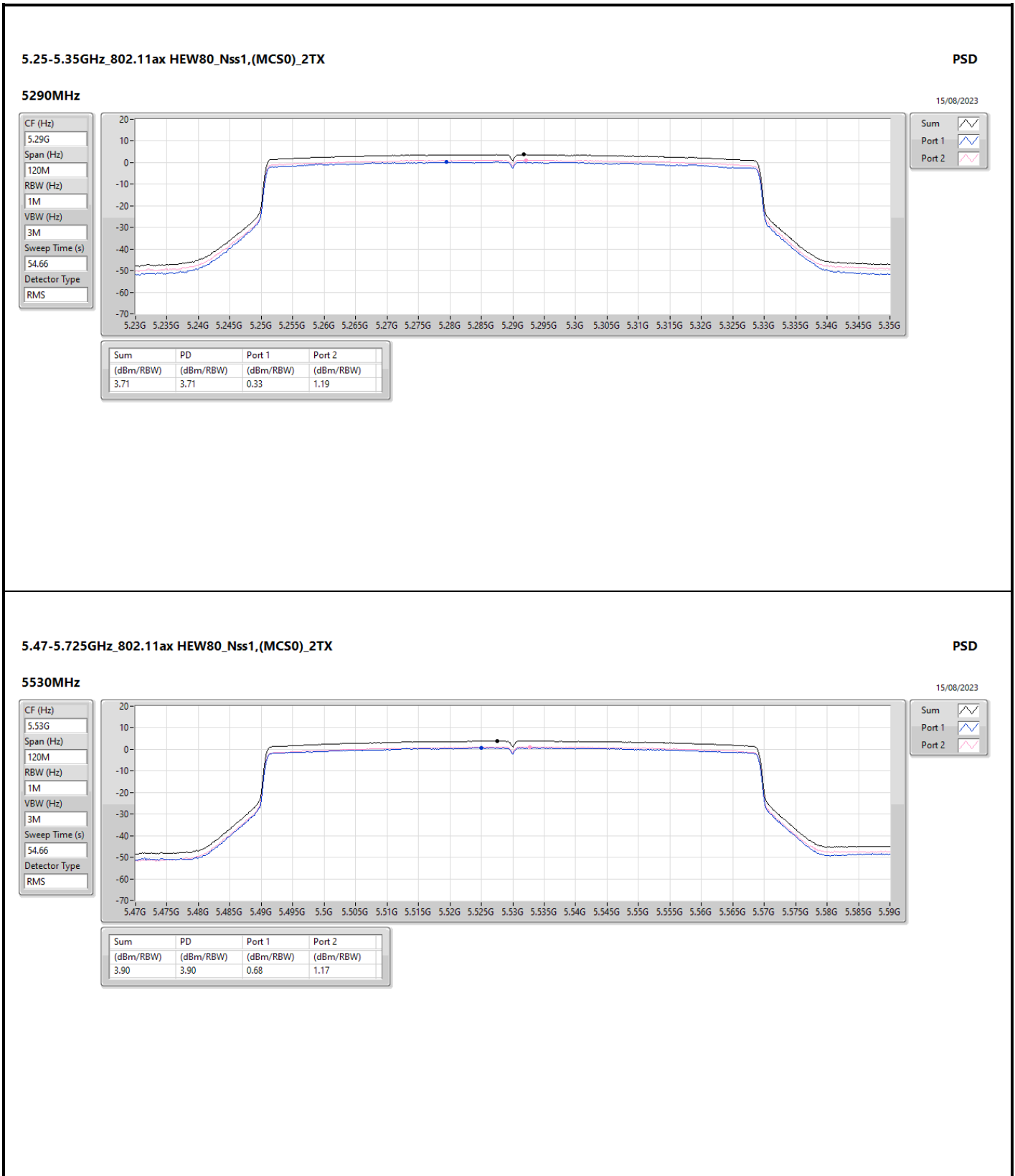


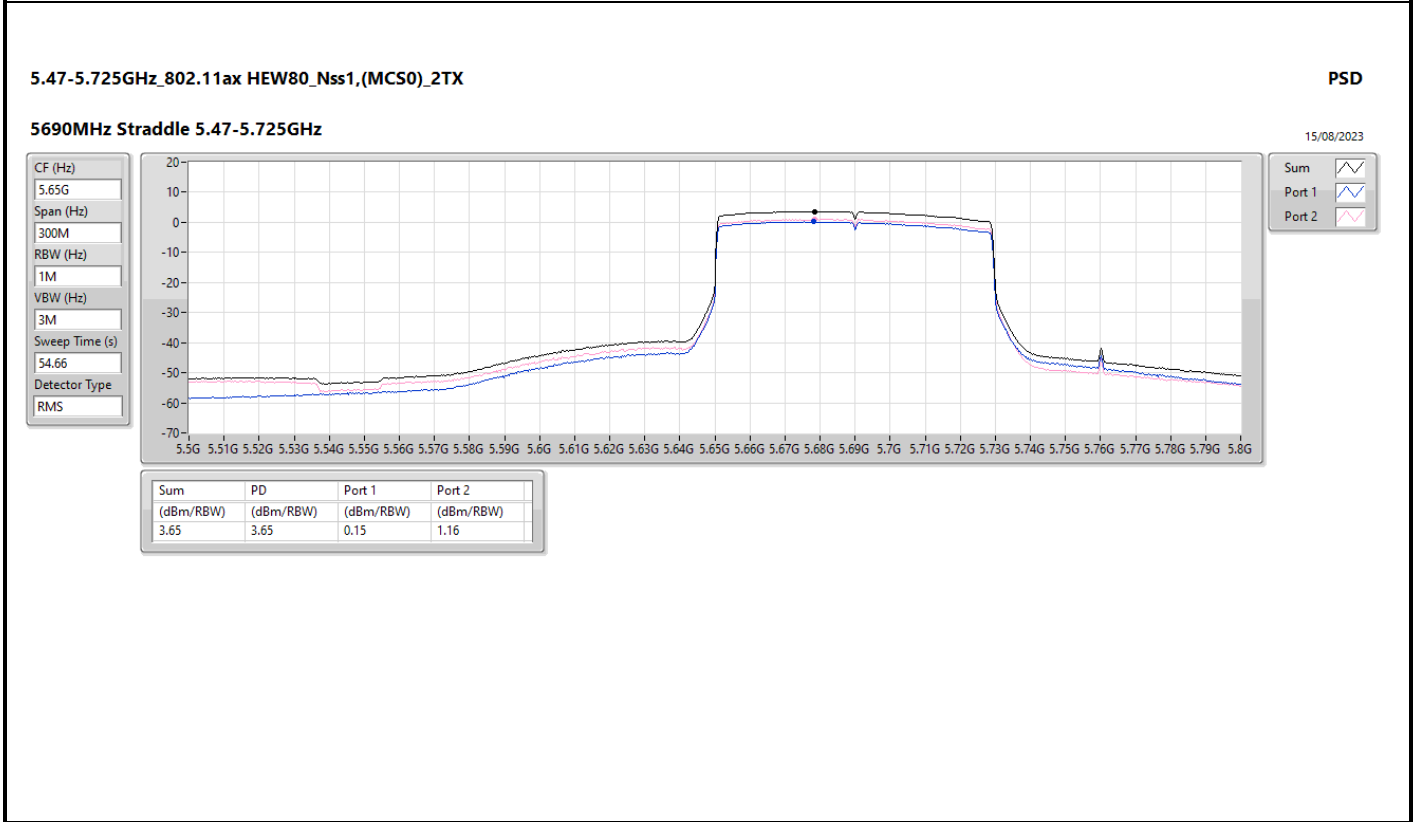
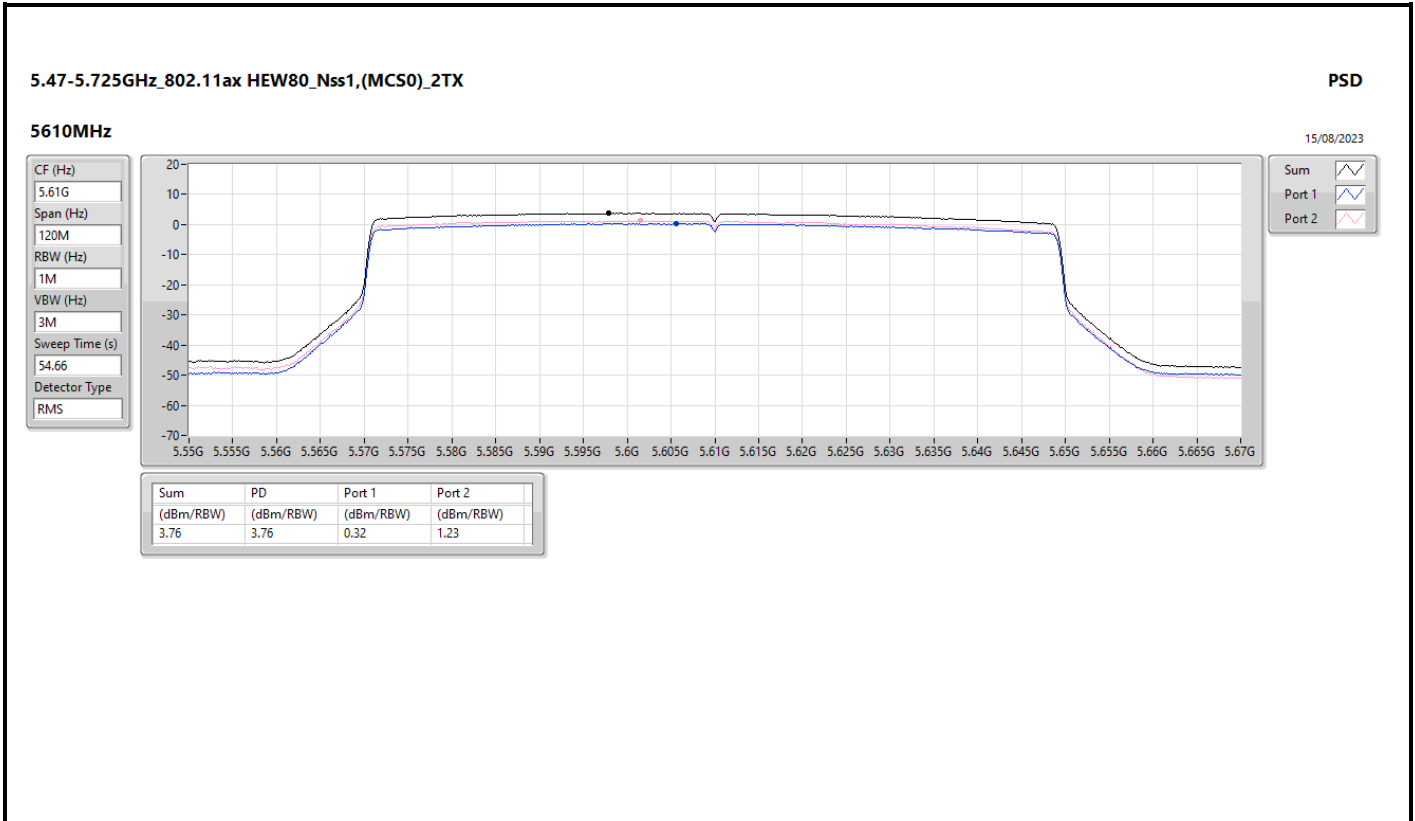


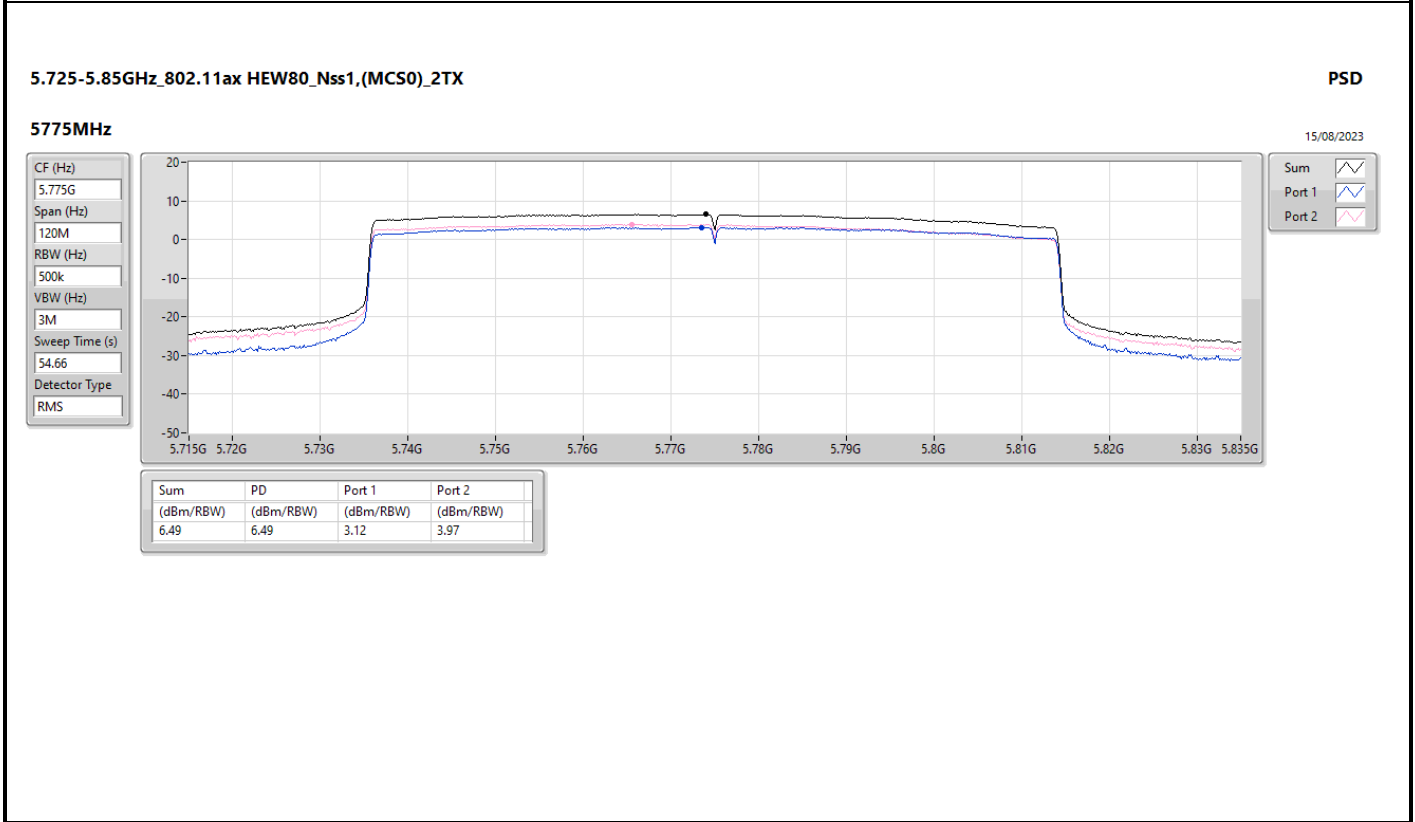
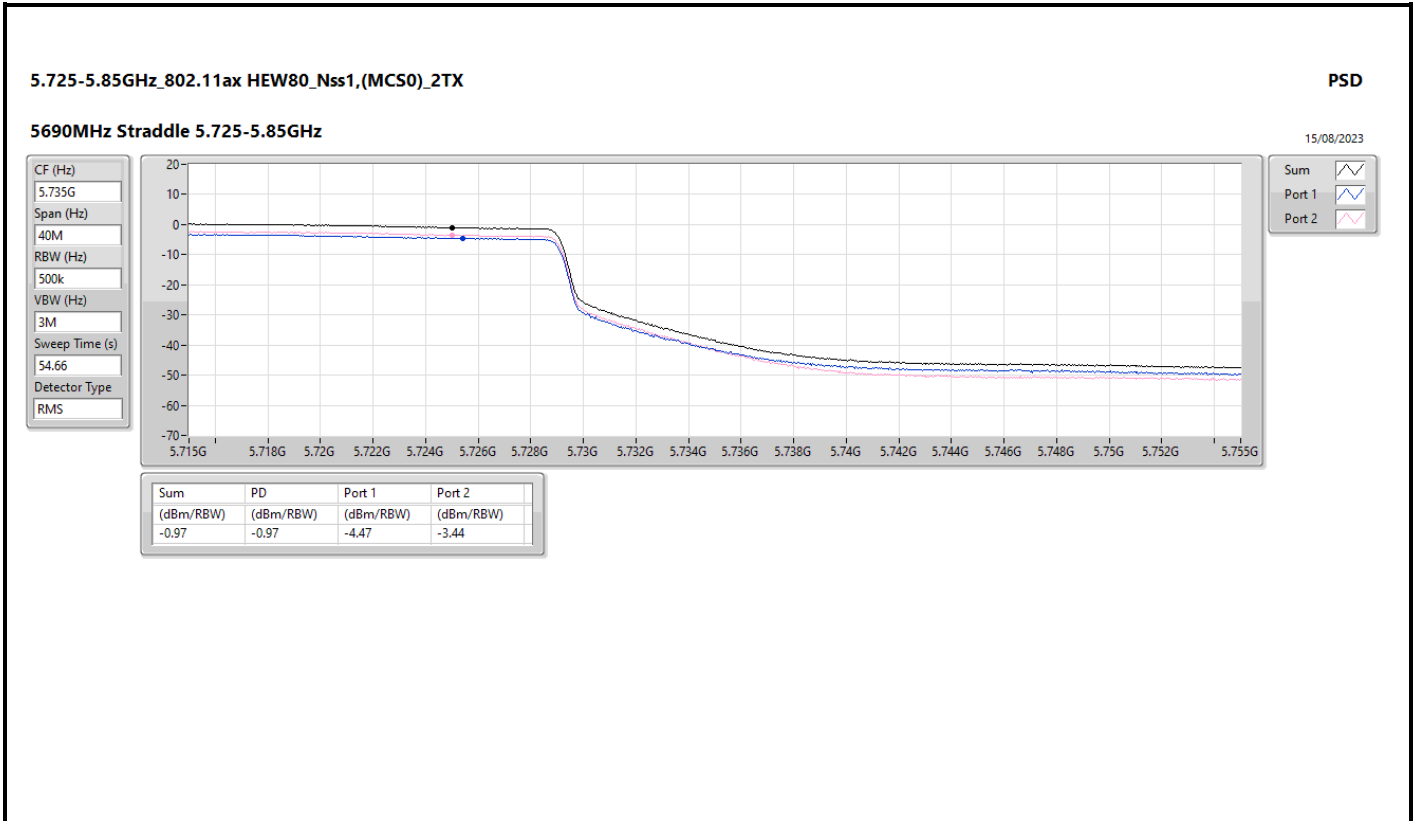




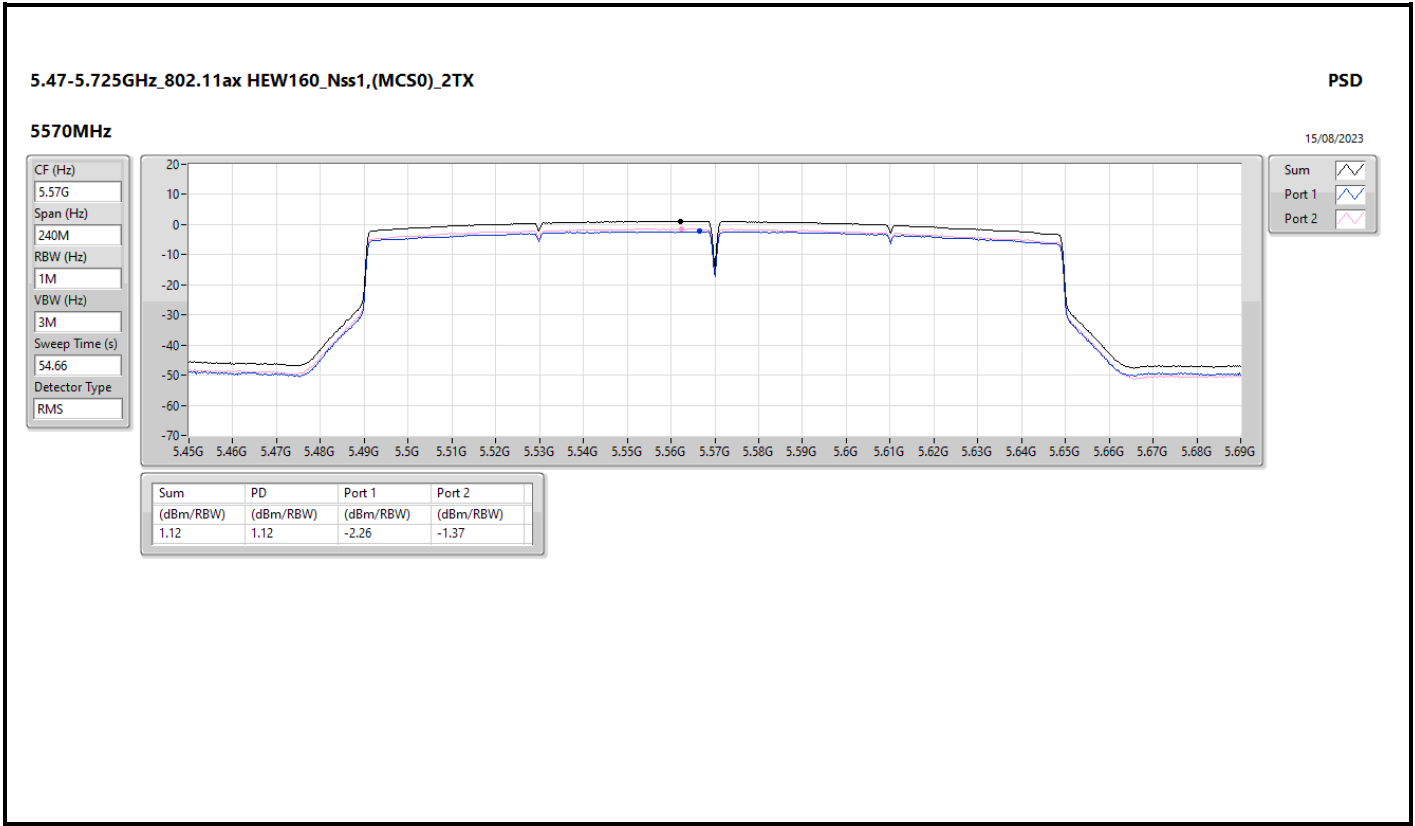














Summary

Mode	PD (dBm/RBW)
5.15-5.25GHz	-
802.11a_Nss1,(6Mbps)_2TX	8.35
802.11ax HEW20_Nss1,(MCS0)_2TX	7.80
802.11ax HEW40_Nss1,(MCS0)_2TX	5.42
802.11ax HEW80_Nss1,(MCS0)_2TX	0.73
802.11ax HEW160_Nss1,(MCS0)_2TX	-1.68
5.25-5.35GHz	-
802.11a_Nss1,(6Mbps)_2TX	9.03
802.11ax HEW20_Nss1,(MCS0)_2TX	8.79
802.11ax HEW40_Nss1,(MCS0)_2TX	7.63
802.11ax HEW80_Nss1,(MCS0)_2TX	4.10
802.11ax HEW160_Nss1,(MCS0)_2TX	-1.73
5.47-5.725GHz	-
802.11a_Nss1,(6Mbps)_2TX	9.00
802.11ax HEW20_Nss1,(MCS0)_2TX	8.82
802.11ax HEW40_Nss1,(MCS0)_2TX	7.86
802.11ax HEW80_Nss1,(MCS0)_2TX	4.57
802.11ax HEW160_Nss1,(MCS0)_2TX	-0.97
5.725-5.85GHz	-
802.11a_Nss1,(6Mbps)_2TX	15.38
802.11ax HEW20_Nss1,(MCS0)_2TX	14.53
802.11ax HEW40_Nss1,(MCS0)_2TX	11.14
802.11ax HEW80_Nss1,(MCS0)_2TX	5.72

RBW = 500kHz for 5.725-5.85GHz band / 1MHz for other band;



Result

Mode	Result	DG (dBi)	Port 1 (dBm/RBW)	Port 2 (dBm/RBW)	PD (dBm/RBW)	PD Limit (dBm/RBW)
802.11a_Nss1,(6Mbps)_2TX	-	-	-	-	-	-
5180MHz	Pass	7.95	5.18	4.99	8.09	15.05
5200MHz	Pass	7.95	5.12	5.13	8.07	15.05
5240MHz	Pass	7.95	5.45	5.25	8.35	15.05
5260MHz	Pass	7.95	5.63	5.65	8.61	9.05
5300MHz	Pass	7.95	6.02	6.11	9.03	9.05
5320MHz	Pass	7.95	6.04	6.13	9.01	9.05
5500MHz	Pass	7.95	5.90	6.25	9.00	9.05
5580MHz	Pass	7.95	5.42	6.02	8.74	9.05
5700MHz	Pass	7.95	5.87	6.05	8.86	9.05
5720MHz Straddle 5.47-5.725GHz	Pass	7.95	5.44	5.76	8.58	9.05
5720MHz Straddle 5.725-5.85GHz	Pass	7.95	3.48	3.94	6.71	28.05
5745MHz	Pass	7.95	12.70	11.76	15.19	28.05
5785MHz	Pass	7.95	12.60	12.30	15.38	28.05
5825MHz	Pass	7.95	12.26	12.48	15.34	28.05
802.11ax HEW20_Nss1,(MCS0)_2TX	-	-	-	-	-	-
5180MHz	Pass	7.95	4.35	4.13	7.19	15.05
5200MHz	Pass	7.95	4.81	4.82	7.80	15.05
5240MHz	Pass	7.95	4.60	4.30	7.41	15.05
5260MHz	Pass	7.95	5.86	5.74	8.79	9.05
5300MHz	Pass	7.95	5.66	5.78	8.68	9.05
5320MHz	Pass	7.95	5.61	5.75	8.61	9.05
5500MHz	Pass	7.95	5.64	6.02	8.74	9.05
5580MHz	Pass	7.95	5.51	6.11	8.79	9.05
5700MHz	Pass	7.95	5.63	5.79	8.63	9.05
5720MHz Straddle 5.47-5.725GHz	Pass	7.95	5.84	5.98	8.82	9.05
5720MHz Straddle 5.725-5.85GHz	Pass	7.95	3.69	3.73	6.67	28.05
5745MHz	Pass	7.95	11.87	11.50	14.51	28.05
5785MHz	Pass	7.95	11.71	11.47	14.53	28.05
5825MHz	Pass	7.95	11.24	11.59	14.35	28.05
802.11ax HEW40_Nss1,(MCS0)_2TX	-	-	-	-	-	-
5190MHz	Pass	7.95	2.07	1.74	4.85	15.05
5230MHz	Pass	7.95	2.58	2.37	5.42	15.05
5270MHz	Pass	7.95	4.70	4.63	7.63	9.05
5310MHz	Pass	7.95	4.49	4.61	7.46	9.05
5510MHz	Pass	7.95	2.74	3.14	5.81	9.05
5550MHz	Pass	7.95	4.86	5.06	7.86	9.05
5670MHz	Pass	7.95	4.58	4.71	7.61	9.05
5710MHz Straddle 5.47-5.725GHz	Pass	7.95	4.57	4.85	7.69	9.05
5710MHz Straddle 5.725-5.85GHz	Pass	7.95	1.27	1.60	4.42	28.05
5755MHz	Pass	7.95	7.39	7.75	10.43	28.05
5795MHz	Pass	7.95	7.84	8.58	11.14	28.05
802.11ax HEW80_Nss1,(MCS0)_2TX	-	-	-	-	-	-
5210MHz	Pass	7.95	-2.27	-2.18	0.73	15.05
5290MHz	Pass	7.95	1.18	1.16	4.10	9.05
5530MHz	Pass	7.95	-0.26	0.14	2.88	9.05
5610MHz	Pass	7.95	1.43	1.81	4.57	9.05
5690MHz Straddle 5.47-5.725GHz	Pass	7.95	1.43	1.64	4.46	9.05
5690MHz Straddle 5.725-5.85GHz	Pass	7.95	-3.20	-3.03	-0.13	28.05
5775MHz	Pass	7.95	2.50	3.13	5.72	28.05
802.11ax HEW160_Nss1,(MCS0)_2TX	-	-	-	-	-	-
5250MHz Straddle 5.15-5.25GHz	Pass	7.95	-4.69	-4.65	-1.68	15.05
5250MHz Straddle 5.25-5.35GHz	Pass	7.95	-4.62	-4.60	-1.73	9.05
5570MHz	Pass	7.95	-4.28	-3.64	-0.97	9.05

DG = Directional Gain; RBW = 500kHz for 5.725-5.85GHz band / 1MHz for other band;
 PD = trace bin-by-bin of each transmits port summing can be performed maximum power density; Port X = Port X Power Density;

