



RADIO TEST REPORT

FCC ID : HEDEAP104
Equipment : Indoor Wall-Plate Wi-Fi 6 Access Point
Brand Name : **E d g e - c o r e**
Model Name : EAP104
Applicant : Accton Technology Corp
No. 1, Creation Rd. III, Science-based Industrial
Park Hsin Chu 30077, Taiwan R.O.C.
Manufacturer (1) : Accton Technology Corp
No. 1, Creation Rd. III, Science-based Industrial
Park Hsin Chu 30077, Taiwan R.O.C.
Manufacturer (2) : Accton Technology Corporation Zhunan Factory
1F & 4F & 5F, No. 1, Keyi St., Zhunan Township,
Miaoli County 350, TAIWAN, R.O.C.
Standard : 47 CFR FCC Part 15.407

The product was received on Sep. 27, 2022, and testing was started from Sep. 27, 2022 and completed on Oct. 28, 2022. We, Sporton International Inc. Hsinchu Laboratory, would like to declare that the tested sample has been evaluated in accordance with the procedures given in ANSI C63.10-2013 and shown compliance with the applicable technical standards.

The test results in this variant report apply exclusively to the tested model / sample. Without written approval of Sporton International Inc. Hsinchu Laboratory, the test report shall not be reproduced except in full.

Approved by: Sam Chen

Sporton International Inc. Hsinchu Laboratory

No.8, Ln. 724, Bo'ai St., Zhubei City, Hsinchu County 302010, Taiwan (R.O.C.)



Table of Contents

History of this test report.....3

Summary of Test Result.....4

1 General Description5

1.1 Information.....5

1.2 Applicable Standards10

1.3 Testing Location Information10

1.4 Measurement Uncertainty10

2 Test Configuration of EUT11

2.1 Test Channel Mode11

2.2 The Worst Case Measurement Configuration13

2.3 EUT Operation during Test14

2.4 Accessories14

2.5 Support Equipment.....14

2.6 Test Setup Diagram15

3 Transmitter Test Result16

3.1 Emission Bandwidth16

3.2 Maximum Output Power18

3.3 Power Spectral Density21

3.4 Unwanted Emissions.....24

4 Test Equipment and Calibration Data27

Appendix A. Test Results of Emission Bandwidth

Appendix B. Test Results of Maximum Output Power

Appendix C. Test Results of Power Spectral Density

Appendix D. Test Results of Unwanted Emissions

Appendix E. Test Photos

Photographs of EUT v01



History of this test report

Report No.	Version	Description	Issued Date
FR292606-01	01	Initial issue of report	Jan. 17, 2023



Summary of Test Result

Report Clause	Ref Std. Clause	Test Items	Result (PASS/FAIL)	Remark
1.1.2	15.203	Antenna Requirement	PASS	-
3.1	15.407(a)	Emission Bandwidth	PASS	-
3.2	15.407(a)	Maximum Output Power	PASS	-
3.3	15.407(a)	Power Spectral Density	PASS	-
3.4	15.407(b)	Unwanted Emissions	PASS	-

Declaration of Conformity:

1. The test results with all measurement uncertainty excluded are presented in accordance with the regulation limits or requirements declared by manufacturers. It's means measurement values may risk exceeding the limit of regulation standards, if measurement uncertainty is include in test results.
2. The measurement uncertainty please refer to report "Measurement Uncertainty".

Comments and Explanations:

The declared of product specification for EUT presented in the report are provided by the manufacturer, and the manufacturer takes all the responsibilities for the accuracy of product specification.

Reviewed by: Sam Chen

Report Producer: Sophia Shiung



1 General Description

1.1 Information

1.1.1 RF General Information

Frequency Range (MHz)	IEEE Std. 802.11	Ch. Frequency (MHz)	Channel Number
5250-5350	a, n (HT20), ac (VHT20), ax (HEW20)	5260-5320	52-64 [4]
5470-5725		5500-5720	100-144 [12]
5250-5350	n (HT40), ac (VHT40), ax (HEW40)	5270-5310	54-62 [2]
5470-5725		5510-5710	102-142 [6]
5250-5350	ac (VHT80), ax (HEW80)	5290	58 [1]
5470-5725		5530-5690	106-138 [3]
5150-5350	ac (VHT160), ax (HEW160)	5250	50 [1]
5470-5725		5570	114 [1]

Band	Mode	BWch (MHz)	Nant
5.15-5.35GHz	802.11ac VHT160	160	2TX
5.15-5.35GHz	802.11ac VHT160-BF	160	2TX
5.15-5.35GHz	802.11ax HEW160	160	2TX
5.15-5.35GHz	802.11ax HEW160-BF	160	2TX
5.25-5.35GHz	802.11a	20	2TX
5.25-5.35GHz	802.11n HT20	20	2TX
5.25-5.35GHz	802.11n HT20-BF	20	2TX
5.25-5.35GHz	802.11ac VHT20	20	2TX
5.25-5.35GHz	802.11ac VHT20-BF	20	2TX
5.25-5.35GHz	802.11ax HEW20	20	2TX
5.25-5.35GHz	802.11ax HEW20-BF	20	2TX
5.25-5.35GHz	802.11n HT40	40	2TX
5.25-5.35GHz	802.11n HT40-BF	40	2TX
5.25-5.35GHz	802.11ac VHT40	40	2TX
5.25-5.35GHz	802.11ac VHT40-BF	40	2TX
5.25-5.35GHz	802.11ax HEW40	40	2TX
5.25-5.35GHz	802.11ax HEW40-BF	40	2TX
5.25-5.35GHz	802.11ac VHT80	80	2TX
5.25-5.35GHz	802.11ac VHT80-BF	80	2TX
5.25-5.35GHz	802.11ax HEW80	80	2TX
5.25-5.35GHz	802.11ax HEW80-BF	80	2TX
5.47-5.725GHz	802.11a	20	2TX
5.47-5.725GHz	802.11n HT20	20	2TX



Band	Mode	BWch (MHz)	Nant
5.47-5.725GHz	802.11n HT20-BF	20	2TX
5.47-5.725GHz	802.11ac VHT20	20	2TX
5.47-5.725GHz	802.11ac VHT20-BF	20	2TX
5.47-5.725GHz	802.11ax HEW20	20	2TX
5.47-5.725GHz	802.11ax HEW20-BF	20	2TX
5.47-5.725GHz	802.11n HT40	40	2TX
5.47-5.725GHz	802.11n HT40-BF	40	2TX
5.47-5.725GHz	802.11ac VHT40	40	2TX
5.47-5.725GHz	802.11ac VHT40-BF	40	2TX
5.47-5.725GHz	802.11ax HEW40	40	2TX
5.47-5.725GHz	802.11ax HEW40-BF	40	2TX
5.47-5.725GHz	802.11ac VHT80	80	2TX
5.47-5.725GHz	802.11ac VHT80-BF	80	2TX
5.47-5.725GHz	802.11ax HEW80	80	2TX
5.47-5.725GHz	802.11ax HEW80-BF	80	2TX
5.47-5.725GHz	802.11ac VHT160	160	2TX
5.47-5.725GHz	802.11ac VHT160-BF	160	2TX
5.47-5.725GHz	802.11ax HEW160	160	2TX
5.47-5.725GHz	802.11ax HEW160-BF	160	2TX
5.725-5.85GHz	802.11a	20	2TX
5.725-5.85GHz	802.11n HT20	20	2TX
5.725-5.85GHz	802.11n HT20-BF	20	2TX
5.725-5.85GHz	802.11ac VHT20	20	2TX
5.725-5.85GHz	802.11ac VHT20-BF	20	2TX
5.725-5.85GHz	802.11ax HEW20	20	2TX
5.725-5.85GHz	802.11ax HEW20-BF	20	2TX
5.725-5.85GHz	802.11n HT40	40	2TX
5.725-5.85GHz	802.11n HT40-BF	40	2TX
5.725-5.85GHz	802.11ac VHT40	40	2TX
5.725-5.85GHz	802.11ac VHT40-BF	40	2TX
5.725-5.85GHz	802.11ax HEW40	40	2TX
5.725-5.85GHz	802.11ax HEW40-BF	40	2TX
5.725-5.85GHz	802.11ac VHT80	80	2TX
5.725-5.85GHz	802.11ac VHT80-BF	80	2TX
5.725-5.85GHz	802.11ax HEW80	80	2TX
5.725-5.85GHz	802.11ax HEW80-BF	80	2TX

Note:

- ♦ 11a, HT20 and HT40 use a combination of OFDM-BPSK, QPSK, 16QAM, 64QAM modulation.
- ♦ VHT20, VHT40, VHT80 and VHT160 use a combination of OFDM-BPSK, QPSK, 16QAM, 64QAM,



- 256QAM modulation.
- HEW20, HEW40, HEW80 and HEW160 use a combination of OFDMA-BPSK, QPSK, 16QAM, 64QAM, 256QAM modulation.
- BWch is the nominal channel bandwidth.

1.1.2 Antenna Information

Ant.	Port			Brand	Model Name	Antenna Type	Connector	Gain (dBi)
	WLAN 2.4GHz	WLAN 5GHz	Bluetooth					
1	1	-	-	Accton	EC-3-PB01-001	Dipole	I-PEX	3.94
2	2	-	-	Accton	EC-3-PB01-002	PIFA	I-PEX	3.11
3	-	1	-	Accton	EC-5-PB02-001	Monopole	I-PEX	5.21
4	-	2	-	Accton	EC-5-PB02-002	Monopole	I-PEX	5.11
5	-	-	1	Accton	EC-4-PB10-001	Dipole	I-PEX	4.22

Note 1: The above information was declared by manufacturer.

Note 2: Directional gain information

Type	Maximum Output Power	Power Spectral Density
Non-BF	Directional gain = Max.gain + array gain. For power measurements on IEEE 802.11 devices Array Gain = 0 dB (i.e., no array gain) for N ANT ≤ 4	$Directional\ iGain = 10 \cdot \log \left[\frac{\sum_{j=1}^{N_{SS}} \left\{ \sum_{k=1}^{N_{ANT}} g_{j,k} \right\}^2}{N_{ANT}} \right]$
BF	$Directional\ iGain = 10 \cdot \log \left[\frac{\sum_{j=1}^{N_{SS}} \left\{ \sum_{k=1}^{N_{ANT}} g_{j,k} \right\}^2}{N_{ANT}} \right]$	$Directional\ iGain = 10 \cdot \log \left[\frac{\sum_{j=1}^{N_{SS}} \left\{ \sum_{k=1}^{N_{ANT}} g_{j,k} \right\}^2}{N_{ANT}} \right]$

Ex.

Directional Gain (NSS1) formula :

$$Directional\ iGain = 10 \cdot \log \left[\frac{\sum_{j=1}^{N_{SS}} \left\{ \sum_{k=1}^{N_{ANT}} g_{j,k} \right\}^2}{N_{ANT}} \right]$$

$NSS1(g1,1) = 10^{G1/20}$; $NSS1(g1,2)= 10^{G2/20}$;

$g_{j,k} = (Nss1(g1,1) + Nss1(g1,2))^2$

$DG = 10 \log[(Nss1(g1,1) + Nss1(g1,2))^2 / N_{ANT}] => 10 \log[(10^{G1/20} + 10^{G2/20})^2 / N_{ANT}]$

Where ;

$G1 = 10$; $G2 = 10$

2.4G = 3.94 dBi; G2 = 3.11dBi; DG = 6.55 dBi

5G G1 = 5.21 dBi; G2 = 5.11 dBi; DG = 8.16 dBi



Note 3: For WLAN 2.4GHz function:

For IEEE 802.11 b/g/n/VHT/ax (2TX/2RX):

Port 1 and Port 2 can be used as transmitting/receiving antenna.

Port 1 and Port 2 could transmit/receive simultaneously.

For WLAN 5GHz function:

For IEEE 802.11a/n/ac/ax (2TX/2RX):

Port 1 and Port 2 can be used as transmitting/receiving antenna.

Port 1 and Port 2 could transmit/receive simultaneously.

For Bluetooth function (1TX/1RX):

Port 1 can be used as transmitting/receiving antenna.

1.1.3 Mode Test Duty Cycle

Mode	DC	DCF(dB)	T(s)	VBW(Hz) ≥ 1/T
802.11a	0.992	0.03	n/a (DC>=0.98)	n/a (DC>=0.98)
802.11ax HEW20	0.997	0.01	n/a (DC>=0.98)	n/a (DC>=0.98)
802.11ax HEW20-BF	0.997	0.01	n/a (DC>=0.98)	n/a (DC>=0.98)
802.11ax HEW40	0.997	0.01	n/a (DC>=0.98)	n/a (DC>=0.98)
802.11ax HEW40-BF	0.997	0.01	n/a (DC>=0.98)	n/a (DC>=0.98)
802.11ax HEW80	0.997	0.01	n/a (DC>=0.98)	n/a (DC>=0.98)
802.11ax HEW80-BF	0.997	0.01	n/a (DC>=0.98)	n/a (DC>=0.98)
802.11ax HEW160	0.997	0.01	n/a (DC>=0.98)	n/a (DC>=0.98)
802.11ax HEW160-BF	0.997	0.01	n/a (DC>=0.98)	n/a (DC>=0.98)

Note:

- ◆ DC is Duty Cycle.
- ◆ DCF is Duty Cycle Factor.



1.1.4 EUT Operational Condition

EUT Power Type	From Power Adapter or PoE			
Beamforming Function	<input checked="" type="checkbox"/>	With beamforming	<input type="checkbox"/>	Without beamforming
	The product has beamforming function for n/VHT/ax in 2.4GHz and n/ac/ax in 5GHz.			
Weather Band	<input checked="" type="checkbox"/>	With 5600~5650MHz	<input type="checkbox"/>	Without 5600~5650MHz
Function	<input type="checkbox"/>	Outdoor P2M	<input checked="" type="checkbox"/>	Indoor P2M
	<input type="checkbox"/>	Fixed P2P	<input type="checkbox"/>	Client
	<input checked="" type="checkbox"/>	Point-to-multipoint	<input type="checkbox"/>	Point-to-point
TPC Function	<input checked="" type="checkbox"/>	With TPC	<input type="checkbox"/>	Without TPC
Channel Puncturing Function	<input type="checkbox"/>	Supported	<input checked="" type="checkbox"/>	Unsupported
Support RU	<input checked="" type="checkbox"/>	Full RU	<input type="checkbox"/>	Partial RU
Test Software Version	QSPR V5.0-00197			

Note: The above information was declared by manufacturer.

1.1.5 Table for Permissive Change

This product is an extension of original one reported under Sporton project number: FR292606AB.

Below is the table for the change of the product with respect to the original one.

Modifications	Performance Checking
1. Adding the UNII 2A and UNII 2C (5250~5350MHz and 5470~5725MHz) for this device. 2. Adding the 160MHz.	1. Emission Bandwidth 2. Maximum Output Power 3. Power Spectral Density 4. Unwanted Emissions <Above 1GHz>



1.2 Applicable Standards

According to the specifications of the manufacturer, the EUT must comply with the requirements of the following standards:

- ♦ 47 CFR FCC Part 15
- ♦ ANSI C63.10-2013
- ♦ FCC KDB 789033 D02 v02r01

The following reference test guidance is not within the scope of accreditation of TAF.

- ♦ FCC KDB 662911 D01 v02r01
- ♦ FCC KDB 412172 D01 v01r01

1.3 Testing Location Information

Testing Location Information	
Test Lab. : Sporton International Inc. Hsinchu Laboratory	
Hsinchu	ADD: No.8, Ln. 724, Bo'ai St., Zhubei City, Hsinchu County 302010, Taiwan (R.O.C.)
(TAF: 3787)	TEL: 886-3-656-9065 FAX: 886-3-656-9085
	Test site Designation No. TW3787 with FCC.
	Conformity Assessment Body Identifier (CABID) TW3787 with ISED.

Test Condition	Test Site No.	Test Engineer	Test Environment (°C / %)	Test Date
RF Conducted	TH03-CB	Owen Hsu	23.4~23.5 / 52~61	Oct. 01, 2022~ Oct. 03, 2022
Radiated	03CH02-CB	Chris Lee	23~23.5 / 55~60	Sep. 27, 2022~ Oct. 28, 2022

1.4 Measurement Uncertainty

ISO/IEC 17025 requires that an estimate of the measurement uncertainties associated with the emissions test results be included in the report. The measurement uncertainties given below are based on a 95% confidence level (based on a coverage factor (k=2))

Test Items	Uncertainty	Remark
Radiated Emission (1GHz ~ 18GHz)	5.2 dB	Confidence levels of 95%
Radiated Emission (18GHz ~ 40GHz)	4.7 dB	Confidence levels of 95%
Conducted Emission	3.2 dB	Confidence levels of 95%
Output Power Measurement	0.8 dB	Confidence levels of 95%
Power Density Measurement	3.2 dB	Confidence levels of 95%
Bandwidth Measurement	2.0 %	Confidence levels of 95%



2 Test Configuration of EUT

2.1 Test Channel Mode

Mode	Power Setting
5.25-5.35GHz_802.11a_Nss1,(6Mbps)_2TX	-
5260MHz	16
5300MHz	16
5320MHz	16
5500MHz	16
5580MHz	16
5700MHz	16
5720MHz Straddle 5.47-5.725GHz	16
5720MHz Straddle 5.725-5.85GHz	16
5.25-5.35GHz_802.11ax HEW20_Nss1,(MCS0)_2TX	-
5260MHz	16.5
5300MHz	16.5
5320MHz	16.5
5500MHz	17
5580MHz	17
5700MHz	17
5720MHz Straddle 5.47-5.725GHz	17
5720MHz Straddle 5.725-5.85GHz	17
5.25-5.35GHz_802.11ax HEW40_Nss1,(MCS0)_2TX	-
5270MHz	18
5310MHz	14
5510MHz	15
5550MHz	18
5670MHz	17
5710MHz Straddle 5.47-5.725GHz	18
5710MHz Straddle 5.725-5.85GHz	18
5.25-5.35GHz_802.11ax HEW80_Nss1,(MCS0)_2TX	-
5290MHz	14
5530MHz	14.5
5610MHz	17
5690MHz Straddle 5.47-5.725GHz	18
5690MHz Straddle 5.725-5.85GHz	18
5.15-5.25GHz_802.11ax HEW160_Nss1,(MCS0)_2TX	-
5250MHz Straddle 5.15-5.25GHz	12.5
5250MHz Straddle 5.25-5.35GHz	12.5
5570MHz	13.5



Mode	Power Setting
5.25-5.35GHz_802.11ax HEW20-BF_Nss1,(MCS0)_2TX	-
5260MHz	15.5
5300MHz	15.5
5320MHz	15
5500MHz	15.5
5580MHz	15.5
5700MHz	15.5
5720MHz Straddle 5.47-5.725GHz	16
5720MHz Straddle 5.725-5.85GHz	16
5.25-5.35GHz_802.11ax HEW40-BF_Nss1,(MCS0)_2TX	-
5270MHz	15
5310MHz	14
5510MHz	15
5550MHz	15
5670MHz	15.5
5710MHz Straddle 5.47-5.725GHz	15
5710MHz Straddle 5.725-5.85GHz	15
5.25-5.35GHz_802.11ax HEW80-BF_Nss1,(MCS0)_2TX	-
5290MHz	14
5530MHz	14.5
5610MHz	15.5
5690MHz Straddle 5.47-5.725GHz	15
5690MHz Straddle 5.725-5.85GHz	15
5.15-5.25GHz_802.11ax HEW160-BF_Nss1,(MCS0)_2TX	-
5250MHz Straddle 5.15-5.25GHz	12.5
5250MHz Straddle 5.25-5.35GHz	12.5
5570MHz	13.5

Note:

- ◆ HEW20 / HEW40 / HEW80 / HEW160 covers HT20 / HT40 / VHT20 / VHT40 / VHT80 / VHT160 due to similar modulation. The power setting for HT20 / HT40 / VHT20 / VHT40 / VHT80 / VHT160 is the same or lower than HEW20 / HEW40 / HEW80 / HEW160.
- ◆ The EUT supports non-beamforming and beamforming modes, after evaluating, the non-beamforming mode has been selected to execute all tests. The beamforming mode evaluates the output power only.



2.2 The Worst Case Measurement Configuration

The Worst Case Mode for Following Conformance Tests	
Tests Item	Emission Bandwidth Maximum Output Power Power Spectral Density
Test Condition	Conducted measurement at transmit chains

The Worst Case Mode for Following Conformance Tests	
Tests Item	Unwanted Emissions
Test Condition	Radiated measurement If EUT consist of multiple antenna assembly (multiple antenna are used in EUT regardless of spatial multiplexing MIMO configuration), the radiated test should be performed with highest antenna gain of each antenna type.
Operating Mode > 1GHz	CTX
After evaluation, EUT in X axis was the worst case, and it was tested and recorded in this report.	
1	EUT in X axis_WLAN 5GHz

The Worst Case Mode for Following Conformance Tests	
Tests Item	Simultaneous Transmission Analysis - Co-location RF Exposure Evaluation
Operating Mode	
1	WLAN 2.4GHz + WLAN 5GHz + Bluetooth
Refer to Sporton Test Report No.: FA292606-01 for Co-location RF Exposure Evaluation.	

Note: The adapter and PoE were for measurement only and would not be marketed. Their information is shown as below:

Equipment	Brand	Model
Adapter	ITE	MU12AR120100-A1
PoE	PHIHONG	POEA30U-1ATE



2.3 EUT Operation during Test

For CTX Mode:

non-beamforming mode:

The EUT was programmed to be in continuously transmitting mode.

beamforming mode:

For Conducted Mode:

The EUT was programmed to be in continuously transmitting mode.

For Radiated Mode:

During the test, the following programs under WIN XP were executed.
The program was executed as follows:

1. During the test, the EUT operation to normal function.
2. Executed command fixed test channel under DOS.
3. Executed "Lantest.exe" to link with the remote workstation to transmit and receive packet by Wireless AP and transmit duty cycle no less than 98%.

2.4 Accessories

Others
Wall-mounted rack*1
RJ-45 cable*1 (Non-shielded, 0.05m)

2.5 Support Equipment

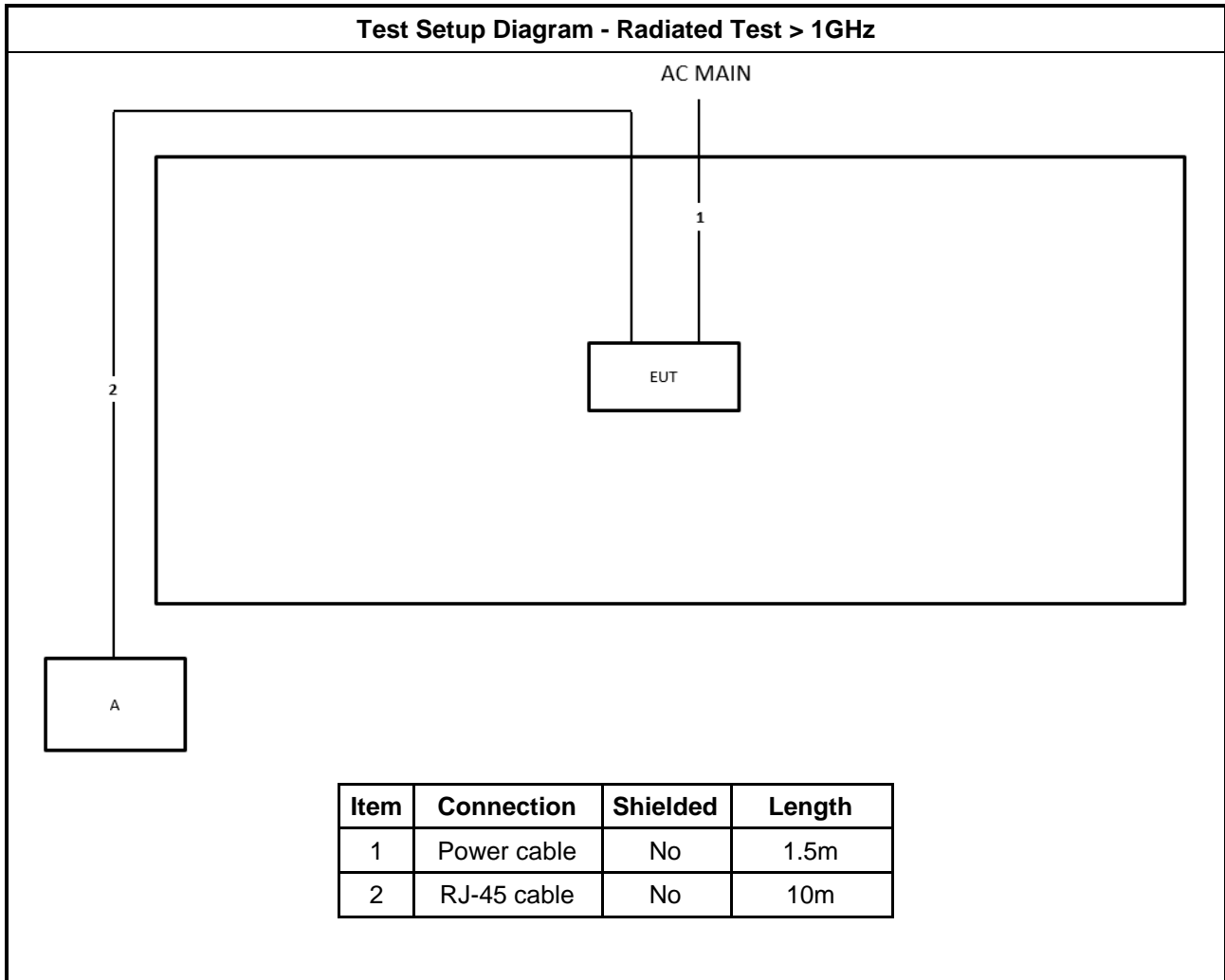
For Radiated (above 1GHz):

Support Equipment				
No.	Equipment	Brand Name	Model Name	FCC ID
A	NB	Lenovo	L440	N/A
B	Adapter	ITE	MU12AR120100-A1	N/A

For RF Conducted:

Support Equipment				
No.	Equipment	Brand Name	Model Name	FCC ID
A	NB	DELL	E4300	N/A
B	Adapter	ITE	MU12AR120100-A1	N/A

2.6 Test Setup Diagram



3 Transmitter Test Result

3.1 Emission Bandwidth

3.1.1 Emission Bandwidth Limit

Emission Bandwidth Limit	
UNII Devices	
<input checked="" type="checkbox"/>	For the 5.15-5.25 GHz band, N/A
<input checked="" type="checkbox"/>	For the 5.25-5.35 GHz band, the maximum conducted output power shall not exceed the lesser of 250 mW or 11 dBm + 10 log B, where B is the 26 dB emission bandwidth in MHz.
<input checked="" type="checkbox"/>	For the 5.47-5.725 GHz band, the maximum conducted output power shall not exceed the lesser of 250 mW or 11 dBm + 10 log B, where B is the 26 dB emission bandwidth in MHz.
<input checked="" type="checkbox"/>	For the 5.725-5.85 GHz band, 26 dB emission bandwidth ,N/A. 6 dB emission bandwidth ≥ 500kHz.
LE-LAN Devices	
<input type="checkbox"/>	For the band 5.15-5.25 GHz, the maximum e.i.r.p. shall not exceed 200 mW or 10 + 10 log B, dBm, whichever power is less. B is the 99% emission bandwidth in MHz.
<input type="checkbox"/>	For the 5.25-5.35 GHz band, the maximum e.i.r.p. shall not exceed 1.0 W or 17 + 10 log B, dBm, whichever power is less. B is the 99% emission bandwidth in MHz
<input type="checkbox"/>	For the 5.47-5.6 GHz band and 5.65-5.725 GHz band, the maximum e.i.r.p. shall not exceed 1.0 W or 17 + 10 log B, dBm, whichever power is less. B is the 99% emission bandwidth in MHz
<input type="checkbox"/>	For the 5.725-5.85 GHz band, 6 dB emission bandwidth ≥ 500kHz.

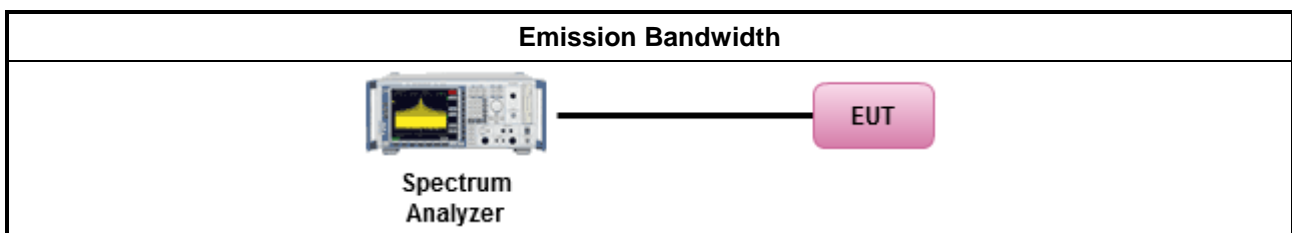
3.1.2 Measuring Instruments

Refer a test equipment and calibration data table in this test report.

3.1.3 Test Procedures

Test Method	
<ul style="list-style-type: none"> ▪ For the emission bandwidth shall be measured using one of the options below: 	
<input checked="" type="checkbox"/>	Refer as FCC KDB 789033 D02, clause C for EBW and clause D for OBW measurement.
<input type="checkbox"/>	Refer as ANSI C63.10, clause 6.9.1 for occupied bandwidth testing.
<input type="checkbox"/>	Refer as IC RSS-Gen, clause 4.6 for bandwidth testing.

3.1.4 Test Setup





3.1.5 Test Result of Emission Bandwidth

Refer as Appendix A



3.2 Maximum Output Power

3.2.1 Limit

Maximum Output Power Limit	
UNII Devices	
<input checked="" type="checkbox"/> For the 5.15-5.25 GHz band:	
	<ul style="list-style-type: none"> ▪ Outdoor AP: the maximum conducted output power (P_{Out}) shall not exceed the lesser of 1 W. If $G_{TX} > 6$ dBi, then $P_{Out} = 30 - (G_{TX} - 6)$. e.i.r.p. at any elevation angle above 30 degrees $\leq 125mW$ [21dBm] ▪ Indoor AP: the maximum conducted output power (P_{Out}) shall not exceed the lesser of 1 W. If $G_{TX} > 6$ dBi, then $P_{Out} = 30 - (G_{TX} - 6)$ ▪ Point-to-point AP: the maximum conducted output power (P_{Out}) shall not exceed the lesser of 1 W. If $G_{TX} > 23$ dBi, then $P_{Out} = 30 - (G_{TX} - 23)$. ▪ Mobile or Portable Client: the maximum conducted output power (P_{Out}) shall not exceed the lesser of 250 mW. If $G_{TX} > 6$ dBi, then $P_{Out} = 24 - (G_{TX} - 6)$.
<input checked="" type="checkbox"/> For the 5.25-5.35 GHz band, the maximum conducted output power (P_{Out}) shall not exceed the lesser of 250 mW or $11 \text{ dBm} + 10 \log B$, where B is the 26 dB emission bandwidth in MHz. If $G_{TX} > 6$ dBi, then $P_{Out} = 24 - (G_{TX} - 6)$.	
<input checked="" type="checkbox"/> For the 5.47-5.725 GHz band, the maximum conducted output power (P_{Out}) shall not exceed the lesser of 250 mW or $11 \text{ dBm} + 10 \log B$, where B is the 26 dB emission bandwidth in MHz. If $G_{TX} > 6$ dBi, then $P_{Out} = 24 - (G_{TX} - 6)$.	
<input checked="" type="checkbox"/> For the 5.725-5.85 GHz band:	
	<ul style="list-style-type: none"> ▪ Point-to-multipoint systems (P2M): the maximum conducted output power (P_{Out}) shall not exceed the lesser of 1 W. If $G_{TX} > 6$ dBi, then $P_{Out} = 30 - (G_{TX} - 6)$. ▪ Point-to-point systems (P2P): the maximum conducted output power (P_{Out}) shall not exceed the lesser of 1 W.
LE-LAN Devices	
<input type="checkbox"/> For the 5.15-5.25 GHz band, the maximum e.i.r.p. shall not exceed 200 mW or $10 + 10 \log B$, dBm, whichever power is less. B is the 99% emission bandwidth in MHz.	
<input type="checkbox"/> For the 5.25-5.35 GHz band, the maximum e.i.r.p. shall not exceed 1.0 W or $17 + 10 \log B$, dBm, whichever power is less. B is the 99% emission bandwidth in MHz	
<input type="checkbox"/> For the 5.47-5.6 GHz band and 5.65-5.725 GHz band, the maximum e.i.r.p. shall not exceed 1.0 W or $17 + 10 \log B$, dBm, whichever power is less. B is the 99% emission bandwidth in MHz	
<input type="checkbox"/> For the 5.725-5.85 GHz band:	
	<ul style="list-style-type: none"> ▪ Point-to-multipoint systems (P2M): the maximum conducted output power (P_{Out}) shall not exceed the lesser of 1 W. If $G_{TX} > 6$ dBi, then $P_{Out} = 30 - (G_{TX} - 6)$. ▪ Point-to-point systems (P2P): the maximum conducted output power (P_{Out}) shall not exceed the lesser of 1 W.
P_{Out} = maximum conducted output power in dBm, G_{TX} = the maximum transmitting antenna directional gain in dBi.	

3.2.2 Measuring Instruments

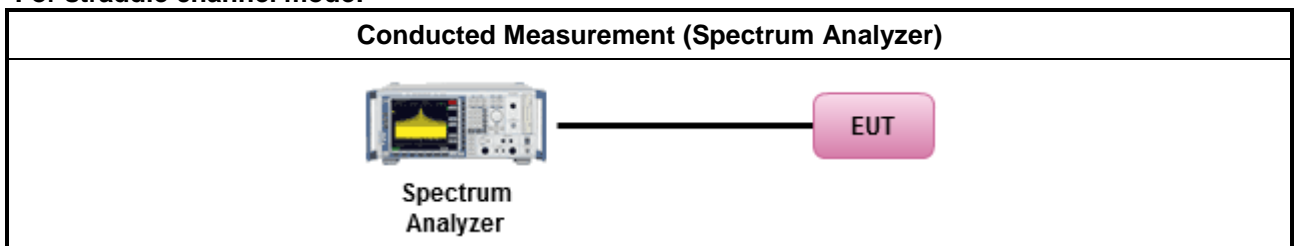
Refer a test equipment and calibration data table in this test report.

3.2.3 Test Procedures


Test Method	
	Average over on/off periods with duty factor
<input checked="" type="checkbox"/>	Refer as FCC KDB 789033 D02, clause E Method SA-2 (spectral trace averaging).
<input type="checkbox"/>	Refer as FCC KDB 789033 D02, clause E Method SA-2 Alt. (RMS detection with slow sweep speed)
	Wideband RF power meter and average over on/off periods with duty factor
<input checked="" type="checkbox"/>	Refer as FCC KDB 789033 D02, clause E Method PM-G (using an RF average power meter).
<input checked="" type="checkbox"/>	For conducted measurement.
	<ul style="list-style-type: none"> If the EUT supports multiple transmit chains using options given below: Refer as FCC KDB 662911, In-band power measurements. Using the measure-and-sum approach, measured all transmit ports individually. Sum the power (in linear power units e.g., mW) of all ports for each individual sample and save them.
	<ul style="list-style-type: none"> If multiple transmit chains, EIRP calculation could be following as methods: $P_{total} = P_1 + P_2 + \dots + P_n$ (calculated in linear unit [mW] and transfer to log unit [dBm]) $EIRP_{total} = P_{total} + DG$
<input type="checkbox"/>	For radiated measurement.
	<ul style="list-style-type: none"> Refer as FCC KDB 789033 D02 clause II A.1.F "Antenna-port Conducted versus Radiated Testing" Refer as ANSI C63.10, clause 6.6 for radiated emissions above 1GHz. Refer as FCC KDB 412172 D01 clause 2.2 for EIRP calculation.

3.2.4 Test Setup

For straddle channel mode:



For other test mode:





3.2.5 Test Result of Maximum Output Power

Refer as Appendix B



3.3 Power Spectral Density

3.3.1 Limit

Peak Power Spectral Density Limit	
UNII Devices	
<input checked="" type="checkbox"/> For the 5.15-5.25 GHz band:	
	<ul style="list-style-type: none"> ▪ Outdoor AP: the peak power spectral density (PPSD) shall not exceed the lesser of 17dBm/MHz. If $G_{TX} > 6$ dBi, then $P_{Out} = 17 - (G_{TX} - 6)$. ▪ Indoor AP: the peak power spectral density (PPSD) shall not exceed the lesser of 17dBm/MHz. If $G_{TX} > 6$ dBi, then $P_{Out} = 17 - (G_{TX} - 6)$. ▪ Point-to-point AP: the peak power spectral density (PPSD) shall not exceed the lesser of 17dBm/MHz. If $G_{TX} > 23$ dBi, then $P_{Out} = 17 - (G_{TX} - 23)$. ▪ Mobile or Portable Client: the peak power spectral density (PPSD) ≤ 11 dBm/MHz. If $G_{TX} > 6$ dBi, then $PPSD = 11 - (G_{TX} - 6)$.
<input checked="" type="checkbox"/> For the 5.25-5.35 GHz band, the peak power spectral density (PPSD) ≤ 11 dBm/MHz. If $G_{TX} > 6$ dBi, then $PPSD = 11 - (G_{TX} - 6)$.	
<input checked="" type="checkbox"/> For the 5.47-5.725 GHz band, the peak power spectral density (PPSD) ≤ 11 dBm/MHz. If $G_{TX} > 6$ dBi, then $PPSD = 11 - (G_{TX} - 6)$.	
<input checked="" type="checkbox"/> For the 5.725-5.85 GHz band:	
	<ul style="list-style-type: none"> ▪ Point-to-multipoint systems (P2M): the peak power spectral density (PPSD) ≤ 30 dBm/500kHz. If $G_{TX} > 6$ dBi, then $PPSD = 30 - (G_{TX} - 6)$. ▪ Point-to-point systems (P2P): the peak power spectral density (PPSD) ≤ 30 dBm/500kHz.
LE-LAN Devices	
<input type="checkbox"/> For the 5.15-5.25 GHz band, the e.i.r.p. peak power spectral density (PPSD) ≤ 10 dBm/MHz.	
<input type="checkbox"/> For the 5.25-5.35 GHz band, the peak power spectral density (PPSD) ≤ 11 dBm/MHz.	
	<ul style="list-style-type: none"> ▪ e.i.r.p. greater than 200 mW shall comply with the following e.i.r.p. at different elevations, where θ is the angle above the local horizontal plane (of the Earth) as shown below: -13 dBW/MHz for $0^\circ \leq \theta < 8^\circ$; -13 - 0.716 ($\theta-8$) dBW/MHz for $8^\circ \leq \theta < 40^\circ$ -35.9 - 1.22 ($\theta-40$) dBW/MHz for $40^\circ \leq \theta \leq 45^\circ$; -42 dBW/MHz for $\theta > 45^\circ$
<input type="checkbox"/> For the 5.47-5.6 GHz band and 5.65-5.725 GHz band, the peak power spectral density (PPSD) ≤ 11 dBm/MHz.	
<input type="checkbox"/> For the 5.725-5.85 GHz band:	
	<ul style="list-style-type: none"> ▪ Point-to-multipoint systems (P2M): the peak power spectral density (PPSD) ≤ 30 dBm/500kHz. If $G_{TX} > 6$ dBi, then $PPSD = 30 - (G_{TX} - 6)$. ▪ Point-to-point systems (P2P): the peak power spectral density (PPSD) ≤ 30 dBm/500kHz.
PPSD = peak power spectral density that he same method as used to determine the conducted output power shall be used to determine the power spectral density. And power spectral density in dBm/MHz G_{TX} = the maximum transmitting antenna directional gain in dBi.	



3.3.2 Measuring Instruments

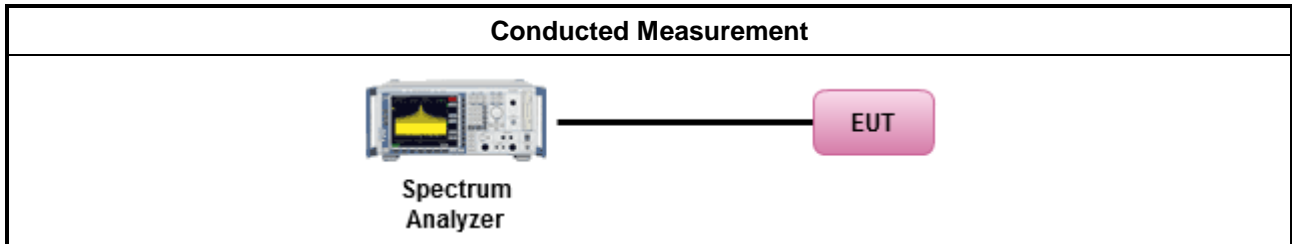
Refer a test equipment and calibration data table in this test report.

3.3.3 Test Procedures

Test Method	
<ul style="list-style-type: none"> ▪ Peak power spectral density procedures that the same method as used to determine the conducted output power shall be used to determine the peak power spectral density and use the peak search function on the spectrum analyzer to find the peak of the spectrum. For the peak power spectral density shall be measured using below options: 	
<input type="checkbox"/>	Refer as FCC KDB 789033 D02, F5) power spectral density can be measured using resolution bandwidths < 1 MHz provided that the results are integrated over 1 MHz bandwidth
[duty cycle ≥ 98% or external video / power trigger]	
<input checked="" type="checkbox"/>	Refer as FCC KDB 789033 D02, clause E Method SA-1 (spectral trace averaging).
<input type="checkbox"/>	Refer as FCC KDB 789033 D02, clause E Method SA-1 Alt. (RMS detection with slow sweep speed)
duty cycle < 98% and average over on/off periods with duty factor	
<input checked="" type="checkbox"/>	Refer as FCC KDB 789033 D02, clause E Method SA-2 (spectral trace averaging).
<input type="checkbox"/>	Refer as FCC KDB 789033 D02, clause E Method SA-2 Alt. (RMS detection with slow sweep speed)
<input checked="" type="checkbox"/>	For conducted measurement.
<ul style="list-style-type: none"> ▪ If the EUT supports multiple transmit chains using options given below: 	
<input checked="" type="checkbox"/>	Option 1: Measure and sum the spectra across the outputs. Refer as FCC KDB 662911, In-band power spectral density (PSD). Sample all transmit ports simultaneously using a spectrum analyzer for each transmit port. Where the trace bin-by-bin of each transmit port summing can be performed. (i.e., in the first spectral bin of output 1 is summed with that in the first spectral bin of output 2 and that from the first spectral bin of output 3, and so on up to the NTX output to obtain the value for the first frequency bin of the summed spectrum.). Add up the amplitude (power) values for the different transmit chains and use this as the new data trace.
<input type="checkbox"/>	Option 2: Measure and sum spectral maxima across the outputs. With this technique, spectra are measured at each output of the device at the required resolution bandwidth. The maximum value (peak) of each spectrum is determined. These maximum values are then summed mathematically in linear power units across the outputs. These operations shall be performed separately over frequency spans that have different out-of-band or spurious emission limits,
<input type="checkbox"/>	Option 3: Measure and add 10 log(N) dB, where N is the number of transmit chains. Refer as FCC KDB 662911, In-band power spectral density (PSD). Performed at each transmit chains and each transmit chains shall be compared with the limit have been reduced with 10 log(N). Or each transmit chains shall be add 10 log(N) to compared with the limit.
<ul style="list-style-type: none"> ▪ If multiple transmit chains, EIRP PPSD calculation could be following as methods: $PPSD_{total} = PPSD_1 + PPSD_2 + \dots + PPSD_n$ (calculated in linear unit [mW] and transfer to log unit [dBm]) $EIRP_{total} = PPSD_{total} + DG$ 	
<input type="checkbox"/>	For radiated measurement.

Test Method	
	<ul style="list-style-type: none"> ▪ Refer as FCC KDB 789033 D02 clause II A.1.F "Antenna-port Conducted versus Radiated Testing"
	<ul style="list-style-type: none"> ▪ Refer as ANSI C63.10, clause 6.6 for radiated emissions above 1GHz.
	<ul style="list-style-type: none"> ▪ Refer as FCC KDB 412172 D01 clause 2.2 for EIRP calculation.

3.3.4 Test Setup



3.3.5 Test Result of Power Spectral Density

Refer as Appendix C



3.4 Unwanted Emissions

3.4.1 Transmitter Unwanted Emissions Limit

Unwanted emissions below 1 GHz and restricted band emissions above 1GHz limit			
Frequency Range (MHz)	Field Strength (uV/m)	Field Strength (dBuV/m)	Measure Distance (m)
0.009~0.490	2400/F(kHz)	48.5 - 13.8	300
0.490~1.705	24000/F(kHz)	33.8 - 23	30
1.705~30.0	30	29	30
30~88	100	40	3
88~216	150	43.5	3
216~960	200	46	3
Above 960	500	54	3

Note 1: Test distance for frequencies at or above 30 MHz, measurements may be performed at a distance other than the limit distance provided they are not performed in the near field and the emissions to be measured can be detected by the measurement equipment. When performing measurements at a distance other than that specified, the results shall be extrapolated to the specified distance using an extrapolation factor of 20 dB/decade (inverse of linear distance for field-strength measurements, inverse of linear distance-squared for power-density measurements).

Note 2: Test distance for frequencies at below 30 MHz, measurements may be performed at a distance closer than the EUT limit distance; however, an attempt should be made to avoid making measurements in the near field. When performing measurements below 30 MHz at a closer distance than the limit distance, the results shall be extrapolated to the specified distance by either making measurements at a minimum of two or more distances on at least one radial to determine the proper extrapolation factor or by using the square of an inverse linear distance extrapolation factor (40 dB/decade). The test report shall specify the extrapolation method used to determine compliance of the EUT.

Note 3: Using the distance of 1m during the test for above 18 GHz, and the test value to correct for the distance factor at 3m.

Un-restricted band emissions above 1GHz Limit	
Operating Band	Limit
<input checked="" type="checkbox"/> 5.15 - 5.25 GHz	e.i.r.p. -27 dBm [68.2 dBuV/m @3m]
<input checked="" type="checkbox"/> 5.25 - 5.35 GHz	e.i.r.p. -27 dBm [68.2 dBuV/m @3m]
<input checked="" type="checkbox"/> 5.47 - 5.725 GHz	e.i.r.p. -27 dBm [68.2 dBuV/m @3m]
<input checked="" type="checkbox"/> 5.725 - 5.85 GHz	all emissions shall be limited to a level of -27 dBm/MHz at 75 MHz or more above or below the band edge increasing linearly to 10 dBm/MHz at 25 MHz above or below the band edge, and from 25 MHz above or below the band edge increasing linearly to a level of 15.6 dBm/MHz at 5 MHz above or below the band edge, and from 5 MHz above or below the band edge increasing linearly to a level of 27 dBm/MHz at the band edge.

Note 1: Measurements may be performed at a distance other than the limit distance provided they are not performed in the near field and the emissions to be measured can be detected by the measurement equipment. When performing measurements at a distance other than that specified, the results shall be extrapolated to the specified distance using an extrapolation factor of 20 dB/decade (inverse of



linear distance for field-strength measurements, inverse of linear distance-squared for power-density measurements).

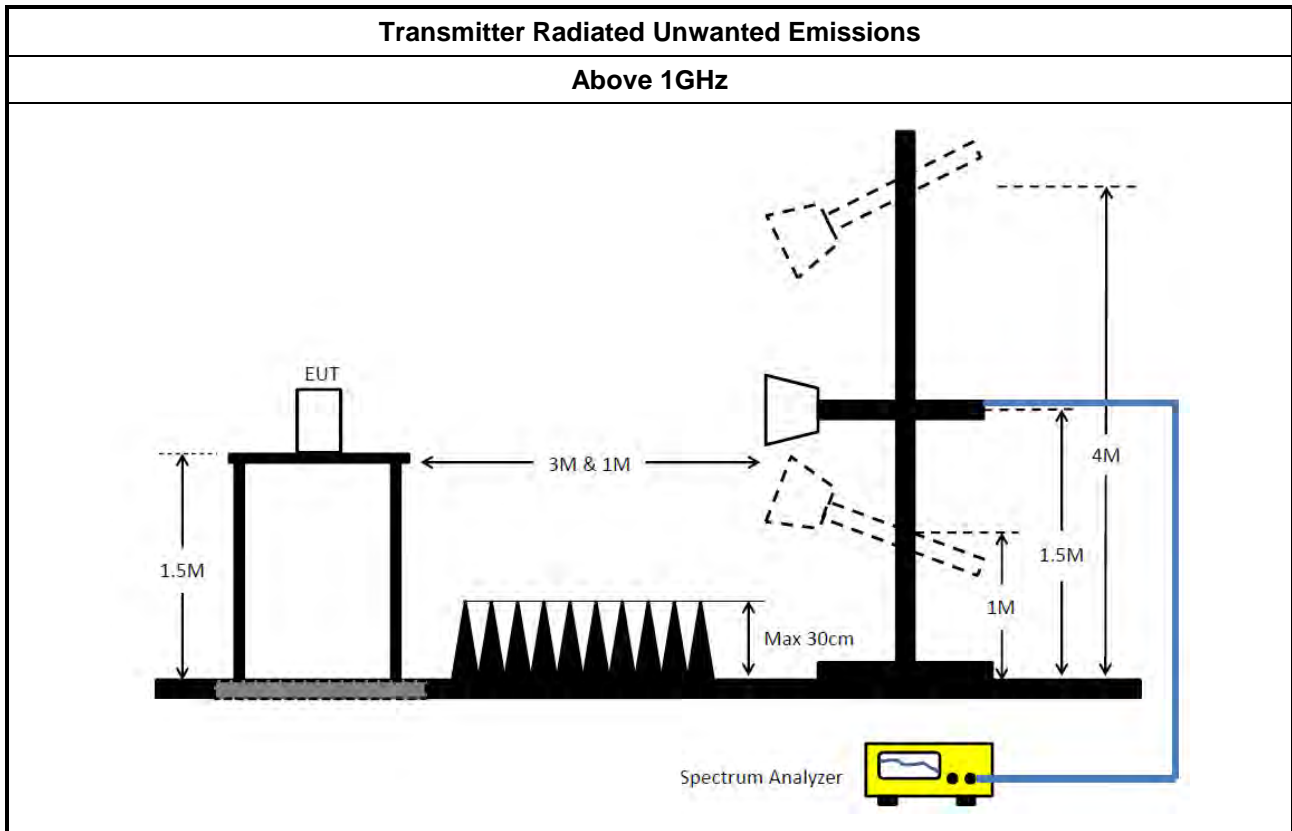
3.4.2 Measuring Instruments

Refer a test equipment and calibration data table in this test report.

3.4.3 Test Procedures

Test Method	
<ul style="list-style-type: none"> ▪ Measurements may be performed at a distance other than the limit distance provided they are not performed in the near field and the emissions to be measured can be detected by the measurement equipment. Measurements shall not be performed at a distance greater than 30 m for frequencies above 30 MHz, unless it can be further demonstrated that measurements at a distance of 30 m or less are impractical. When performing measurements at a distance other than that specified, the results shall be extrapolated to the specified distance using an extrapolation factor of 20 dB/decade (inverse of linear distance for field-strength measurements, inverse of linear distance-squared for power-density measurements). 	
<ul style="list-style-type: none"> ▪ The average emission levels shall be measured in [duty cycle ≥ 98 or duty factor]. 	
<ul style="list-style-type: none"> ▪ For the transmitter unwanted emissions shall be measured using following options below: 	
	<ul style="list-style-type: none"> ▪ Refer as FCC KDB 789033 D02, clause G)2) for unwanted emissions into non-restricted bands.
	<ul style="list-style-type: none"> ▪ Refer as FCC KDB 789033 D02, clause G)1) for unwanted emissions into restricted bands.
<input type="checkbox"/>	Refer as FCC KDB 789033 D02, G)6) Method AD (Trace Averaging).
<input checked="" type="checkbox"/>	Refer as FCC KDB 789033 D02, G)6) Method VB (Reduced VBW).
<input type="checkbox"/>	Refer as ANSI C63.10, clause 11.12.2.5.3 (Reduced VBW). VBW ≥ 1/T, where T is pulse time.
<input type="checkbox"/>	Refer as ANSI C63.10, clause 7.5 average value of pulsed emissions.
<input checked="" type="checkbox"/>	Refer as FCC KDB 789033 D02, clause G)5) measurement procedure peak limit.
<input type="checkbox"/>	Refer as ANSI C63.10, clause 4.1.4.2.2 measurement procedure peak limit.
<ul style="list-style-type: none"> ▪ For radiated measurement. 	
	<ul style="list-style-type: none"> ▪ Refer as ANSI C63.10, clause 6.4 for radiated emissions below 30 MHz and test distance is 3m.
	<ul style="list-style-type: none"> ▪ Refer as ANSI C63.10, clause 6.5 for radiated emissions 30 MHz to 1 GHz and test distance is 3m.
	<ul style="list-style-type: none"> ▪ Refer as ANSI C63.10, clause 6.6 for radiated emissions above 1GHz.
<ul style="list-style-type: none"> ▪ The any unwanted emissions level shall not exceed the fundamental emission level. 	
<ul style="list-style-type: none"> ▪ All amplitude of spurious emissions that are attenuated by more than 20 dB below the permissible value has no need to be reported. 	

3.4.4 Test Setup



3.4.5 Measurement Results Calculation

The measured Level is calculated using:

Corrected Reading: Antenna factor (AF) + Cable loss (CL) + Read level (Raw) - Preamp factor (PA)(if applicable) = Level.

3.4.6 Test Result of Transmitter Unwanted Emissions

Refer as Appendix D



4 Test Equipment and Calibration Data

Instrument	Brand	Model No.	Serial No.	Characteristics	Calibration Date	Calibration Due Date	Remark
3m Semi Anechoic Chamber VSWR	RIKEN	SAC-3M	03CH02-CB	1GHz ~18GHz	Mar. 26, 2022	Mar. 25, 2023	Radiation (03CH02-CB)
Horn Antenna	EMCO	3115	9610-4976	1GHz ~ 18GHz	Apr. 19, 2022	Apr. 18, 2023	Radiation (03CH02-CB)
Horn Antenna	Schwarzbeck	BBHA 9170	BBHA9170252	15GHz ~ 40GHz	Aug. 22, 2022	Aug. 21, 2023	Radiation (03CH02-CB)
Pre-Amplifier	Agilent	83017A	MY39501305	1GHz ~ 26.5GHz	Jul. 01, 2022	Jun. 30, 2023	Radiation (03CH02-CB)
Pre-Amplifier	MITEQ	TTA1840-35-H G	1864479	18GHz ~ 40GHz	Jul. 20, 2022	Jul. 19, 2023	Radiation (03CH02-CB)
Spectrum analyzer	R&S	FSP	100593	9kHz~40GHz	Apr. 08, 2022	Apr. 07, 2023	Radiation (03CH02-CB)
RF Cable-high	Woken	RG402	High Cable-18	1GHz ~ 18GHz	Oct. 04, 2021	Oct. 03, 2022	Radiation (03CH02-CB)
RF Cable-high	Woken	RG402	High Cable-18	1GHz ~ 18GHz	Oct. 03, 2022	Oct. 02, 2023	Radiation (03CH02-CB)
RF Cable-high	Woken	RG402	High Cable-18+19	1GHz ~ 18GHz	Oct. 04, 2021	Oct. 03, 2022	Radiation (03CH02-CB)
RF Cable-high	Woken	RG402	High Cable-18+19	1GHz ~ 18GHz	Oct. 03, 2022	Oct. 02, 2023	Radiation (03CH02-CB)
High Cable	Woken	WCA0929M	40G#5+7	1GHz ~ 40 GHz	Dec. 14, 2021	Dec. 13, 2022	Radiation (03CH02-CB)
High Cable	Woken	WCA0929M	40G#5	1GHz ~ 40 GHz	Dec. 08, 2021	Dec. 07, 2022	Radiation (03CH02-CB)
High Cable	Woken	WCA0929M	40G#7	1GHz ~ 40 GHz	Dec. 14, 2021	Dec. 13, 2022	Radiation (03CH02-CB)
Test Software	SPORTON	SENSE	V5.10	-	N.C.R.	N.C.R.	Radiation (03CH02-CB)
Spectrum analyzer	R&S	FSV40	101028	9kHz~40GHz	Jan. 07, 2022	Jan. 06, 2023	Conducted (TH03-CB)
Power Sensor	Anritsu	MA2411B	1531344	300MHz~40GHz	Jul. 31, 2022	Jul. 30, 2023	Conducted (TH03-CB)
Power Meter	Anritsu	ML2495A	1728002	300MHz~40GHz	Jul. 31, 2022	Jul. 30, 2023	Conducted (TH03-CB)
RF Cable-high	Woken	RG402	High Cable-11	1 GHz ~18 GHz	Oct. 04, 2021	Oct. 03, 2022	Conducted (TH03-CB)
RF Cable-high	Woken	RG402	High Cable-12	1 GHz ~18 GHz	Oct. 04, 2021	Oct. 03, 2022	Conducted (TH03-CB)
RF Cable-high	Woken	RG402	High Cable-13	1 GHz ~18 GHz	Oct. 04, 2021	Oct. 03, 2022	Conducted (TH03-CB)



Instrument	Brand	Model No.	Serial No.	Characteristics	Calibration Date	Calibration Due Date	Remark
RF Cable-high	Woken	RG402	High Cable-14	1 GHz –18 GHz	Oct. 04, 2021	Oct. 03, 2022	Conducted (TH03-CB)
RF Cable-high	Woken	RG402	High Cable-15	1 GHz –18 GHz	Oct. 04, 2021	Oct. 03, 2022	Conducted (TH03-CB)
Switch	SPTCB	SP-SWI	SWI-03	1 GHz –26.5 GHz	Dec. 13, 2021	Dec. 12, 2022	Conducted (TH03-CB)
Test Software	SPORTON	SENSE	V5.10	-	N.C.R.	N.C.R.	Conducted (TH03-CB)

Note: Calibration Interval of instruments listed above is one year.

NCR means Non-Calibration required.

Summary

Mode	Max-N dB (Hz)	Max-OBW (Hz)	ITU-Code	Min-N dB (Hz)	Min-OBW (Hz)
5.15-5.25GHz	-	-	-	-	-
5.15-5.25GHz_802.11ax HEW160_Nss1,(MCS0)_2TX	84.72M	78.041M	78M0D1D	82.96M	77.881M
5.25-5.35GHz	-	-	-	-	-
5.25-5.35GHz_802.11a_Nss1,(6Mbps)_2TX	19.95M	16.261M	16M3D1D	18.69M	16.21M
5.25-5.35GHz_802.11ax HEW20_Nss1,(MCS0)_2TX	20.97M	18.777M	18M8D1D	20.58M	18.748M
5.25-5.35GHz_802.11ax HEW40_Nss1,(MCS0)_2TX	40.2M	37.554M	37M6D1D	40.02M	37.496M
5.25-5.35GHz_802.11ax HEW80_Nss1,(MCS0)_2TX	81.48M	76.754M	76M8D1D	81.36M	76.519M
5.25-5.35GHz_802.11ax HEW160_Nss1,(MCS0)_2TX	83.68M	77.881M	77M9D1D	83.04M	77.801M
5.47-5.725GHz	-	-	-	-	-
5.47-5.725GHz_802.11a_Nss1,(6Mbps)_2TX	19.17M	16.286M	16M3D1D	14.415M	13.013M
5.47-5.725GHz_802.11ax HEW20_Nss1,(MCS0)_2TX	20.76M	18.777M	18M8D1D	15.33M	14.273M
5.47-5.725GHz_802.11ax HEW40_Nss1,(MCS0)_2TX	40.2M	37.613M	37M7D1D	35M	33.513M
5.47-5.725GHz_802.11ax HEW80_Nss1,(MCS0)_2TX	81.6M	76.754M	76M8D1D	76.425M	72.939M
5.47-5.725GHz_802.11ax HEW160_Nss1,(MCS0)_2TX	166.08M	154.919M	155MD1D	165.36M	154.919M
5.725-5.85GHz	-	-	-	-	-
5.725-5.85GHz_802.11a_Nss1,(6Mbps)_2TX	3.18M	3.858M	3M86D1D	3.16M	3.578M
5.725-5.85GHz_802.11ax HEW20_Nss1,(MCS0)_2TX	4.44M	4.618M	4M62D1D	4.44M	4.598M
5.725-5.85GHz_802.11ax HEW40_Nss1,(MCS0)_2TX	4.16M	21.889M	21M9D1D	4.08M	20.41M
5.725-5.85GHz_802.11ax HEW80_Nss1,(MCS0)_2TX	4.18M	33.203M	33M3D1D	4.06M	32.624M

Max-N dB = Maximum 6dB down bandwidth for 5.725-5.85GHz band / Maximum 26dB down bandwidth for other band;
 Max-OBW = Maximum 99% occupied bandwidth;
 Min-N dB = Minimum 6dB down bandwidth for 5.725-5.85GHz band / Maximum 26dB down bandwidth for other band;
 Min-OBW = Minimum 99% occupied bandwidth

Result

Mode	Result	Limit (Hz)	Port 1-N dB (Hz)	Port 1-OBW (Hz)	Port 2-N dB (Hz)	Port 2-OBW (Hz)
5.25-5.35GHz_802.11a_Nss1,(6Mbps)_2TX	-	-	-	-	-	-
5260MHz	Pass	Inf	19.95M	16.21M	18.9M	16.261M
5300MHz	Pass	Inf	18.69M	16.21M	18.84M	16.235M
5320MHz	Pass	Inf	18.81M	16.21M	18.69M	16.235M
5500MHz	Pass	Inf	18.63M	16.261M	18.69M	16.286M
5580MHz	Pass	Inf	18.75M	16.261M	18.78M	16.261M
5700MHz	Pass	Inf	19.17M	16.261M	18.72M	16.261M
5720MHz Straddle 5.47-5.725GHz	Pass	Inf	14.43M	13.013M	14.415M	13.043M
5720MHz Straddle 5.725-5.85GHz	Pass	500k	3.18M	3.858M	3.16M	3.578M
5.25-5.35GHz_802.11ax HEW20_Nss1,(MCS0)_2TX	-	-	-	-	-	-
5260MHz	Pass	Inf	20.73M	18.777M	20.76M	18.777M
5300MHz	Pass	Inf	20.82M	18.777M	20.97M	18.748M
5320MHz	Pass	Inf	20.58M	18.777M	20.58M	18.748M
5500MHz	Pass	Inf	20.73M	18.718M	20.52M	18.748M
5580MHz	Pass	Inf	20.67M	18.748M	20.7M	18.748M
5700MHz	Pass	Inf	20.76M	18.748M	20.76M	18.777M
5720MHz Straddle 5.47-5.725GHz	Pass	Inf	15.33M	14.273M	15.375M	14.303M
5720MHz Straddle 5.725-5.85GHz	Pass	500k	4.44M	4.598M	4.44M	4.618M
5.25-5.35GHz_802.11ax HEW40_Nss1,(MCS0)_2TX	-	-	-	-	-	-
5270MHz	Pass	Inf	40.02M	37.554M	40.02M	37.554M
5310MHz	Pass	Inf	40.2M	37.496M	40.2M	37.496M
5510MHz	Pass	Inf	39.78M	37.437M	40.02M	37.437M
5550MHz	Pass	Inf	40.2M	37.613M	40.14M	37.554M
5670MHz	Pass	Inf	40.08M	37.554M	40.2M	37.496M
5710MHz Straddle 5.47-5.725GHz	Pass	Inf	35M	33.513M	35.21M	33.513M
5710MHz Straddle 5.725-5.85GHz	Pass	500k	4.08M	21.889M	4.16M	20.41M
5.25-5.35GHz_802.11ax HEW80_Nss1,(MCS0)_2TX	-	-	-	-	-	-
5290MHz	Pass	Inf	81.48M	76.754M	81.36M	76.519M
5530MHz	Pass	Inf	81.6M	76.637M	81.12M	76.402M
5610MHz	Pass	Inf	81.48M	76.754M	81.36M	76.754M
5690MHz Straddle 5.47-5.725GHz	Pass	Inf	76.425M	72.939M	76.425M	72.939M
5690MHz Straddle 5.725-5.85GHz	Pass	500k	4.18M	33.203M	4.06M	32.624M
5.15-5.25GHz_802.11ax HEW160_Nss1,(MCS0)_2TX	-	-	-	-	-	-
5250MHz Straddle 5.15-5.25GHz	Pass	Inf	84.72M	78.041M	82.96M	77.881M
5250MHz Straddle 5.25-5.35GHz	Pass	Inf	83.68M	77.801M	83.04M	77.881M
5570MHz	Pass	Inf	166.08M	154.919M	165.36M	154.919M

Port X-N dB = Port X 6dB down bandwidth for 5.725-5.85GHz band / 26dB down bandwidth for other band
 Port X-OBW = Port X 99% occupied bandwidth

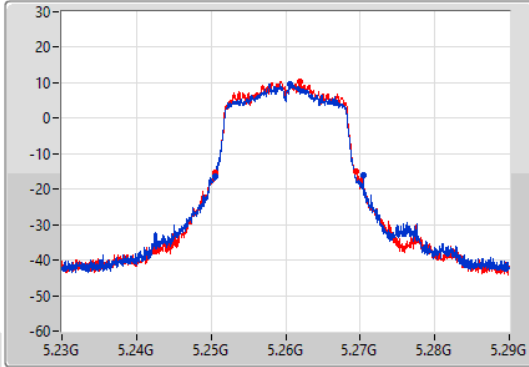
5.25-5.35GHz_802.11a_Nss1,(6Mbps)_2TX

EBW

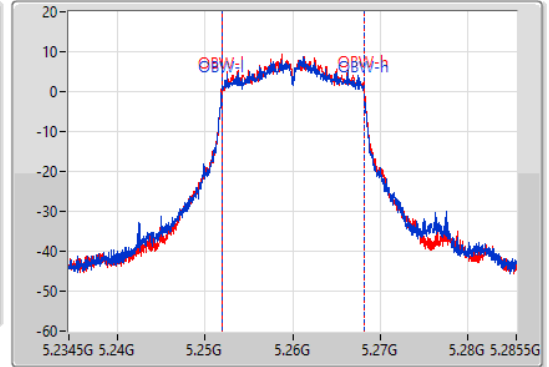
5260MHz

01/10/2022

CF
5.26GHz
Span
60MHz
RBW
300kHz
VBW
1MHz
Sweep Time
100ms
Detector Type
Peak



CF
5.26GHz
Span
51MHz
RBW
200kHz
VBW
1MHz
Sweep Time
100ms
Detector Type
Peak



26dB(Hz)	Fl-26dB(Hz)	Fh-26dB(Hz)	OBW(Hz)	Fl-OBW(Hz)	Fh-OBW(Hz)	Limit(Hz)	Port
19.95M	5.25052G	5.27047G	16.21M	5.251921G	5.26813G	Inf	1
18.9M	5.25058G	5.26948G	16.261M	5.251921G	5.268181G	Inf	2

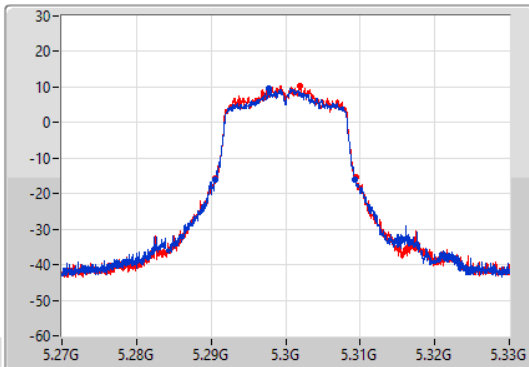
5.25-5.35GHz_802.11a_Nss1,(6Mbps)_2TX

EBW

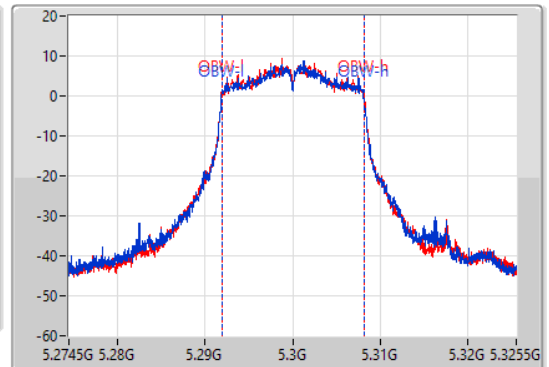
5300MHz

01/10/2022

CF
5.3GHz
Span
60MHz
RBW
300kHz
VBW
1MHz
Sweep Time
100ms
Detector Type
Peak



CF
5.3GHz
Span
51MHz
RBW
200kHz
VBW
1MHz
Sweep Time
100ms
Detector Type
Peak



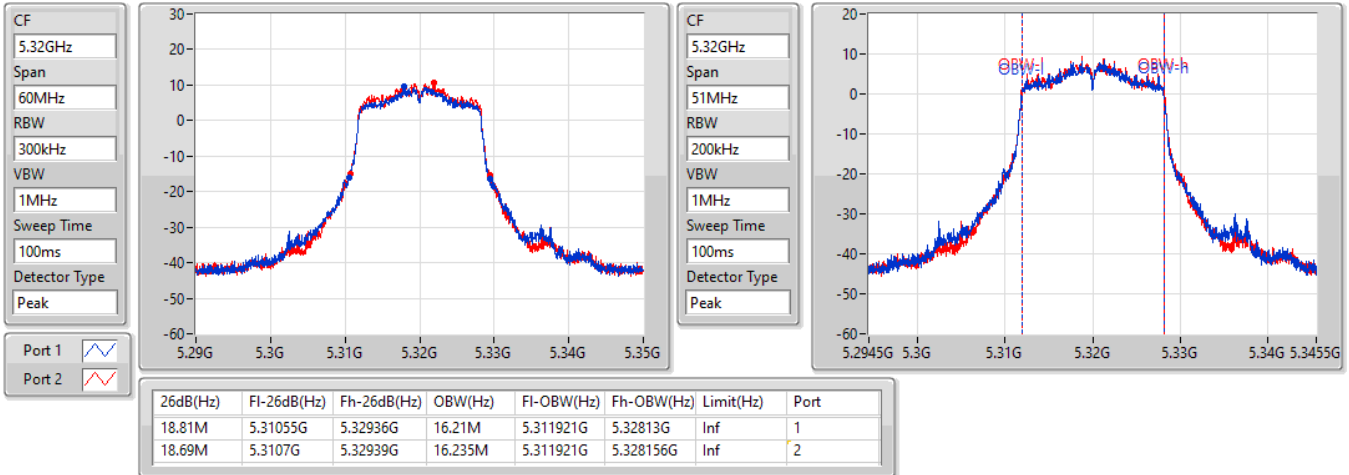
26dB(Hz)	Fl-26dB(Hz)	Fh-26dB(Hz)	OBW(Hz)	Fl-OBW(Hz)	Fh-OBW(Hz)	Limit(Hz)	Port
18.69M	5.29061G	5.3093G	16.21M	5.291921G	5.30813G	Inf	1
18.84M	5.29055G	5.30939G	16.235M	5.291921G	5.308156G	Inf	2

5.25-5.35GHz_802.11a_Nss1,(6Mbps)_2TX

EBW

5320MHz

01/10/2022

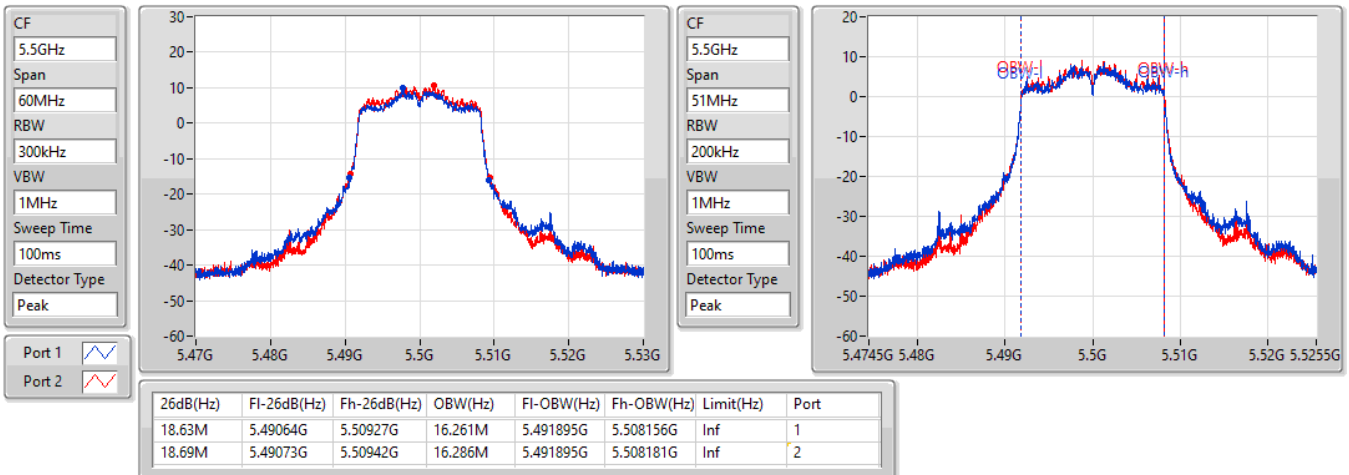


5.47-5.725GHz_802.11a_Nss1,(6Mbps)_2TX

EBW

5500MHz

01/10/2022



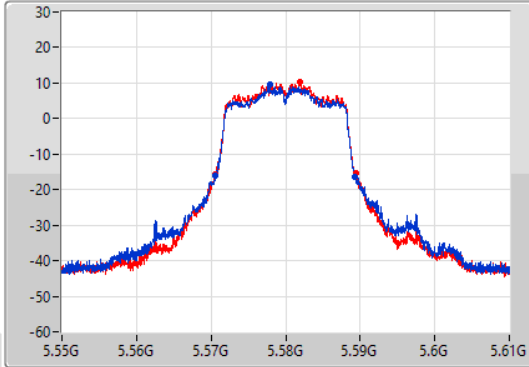
5.47-5.725GHz_802.11a_Nss1,(6Mbps)_2TX

EBW

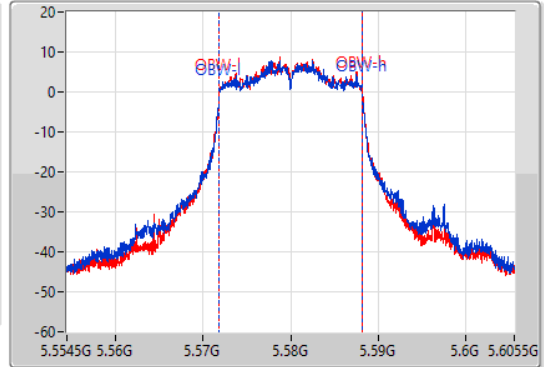
5580MHz

01/10/2022

CF
5.58GHz
Span
60MHz
RBW
300kHz
VBW
1MHz
Sweep Time
100ms
Detector Type
Peak



CF
5.58GHz
Span
51MHz
RBW
200kHz
VBW
1MHz
Sweep Time
100ms
Detector Type
Peak



26dB(Hz)	Fl-26dB(Hz)	Fh-26dB(Hz)	OBW(Hz)	Fl-OBW(Hz)	Fh-OBW(Hz)	Limit(Hz)	Port
18.75M	5.57055G	5.5893G	16.261M	5.571895G	5.588156G	Inf	1
18.78M	5.57058G	5.58936G	16.261M	5.571895G	5.588156G	Inf	2

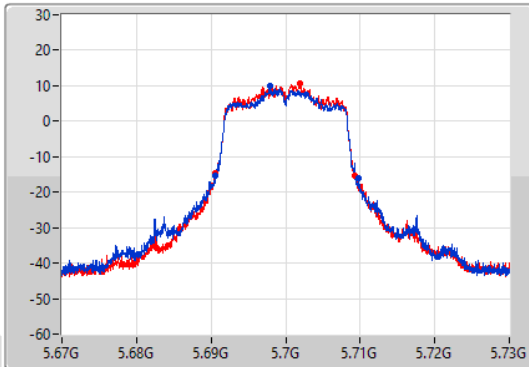
5.47-5.725GHz_802.11a_Nss1,(6Mbps)_2TX

EBW

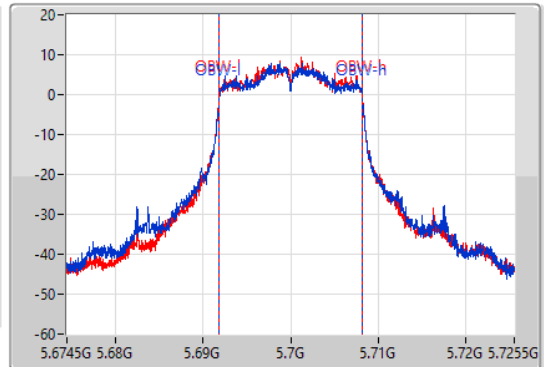
5700MHz

01/10/2022

CF
5.7GHz
Span
60MHz
RBW
300kHz
VBW
1MHz
Sweep Time
100ms
Detector Type
Peak



CF
5.7GHz
Span
51MHz
RBW
200kHz
VBW
1MHz
Sweep Time
100ms
Detector Type
Peak



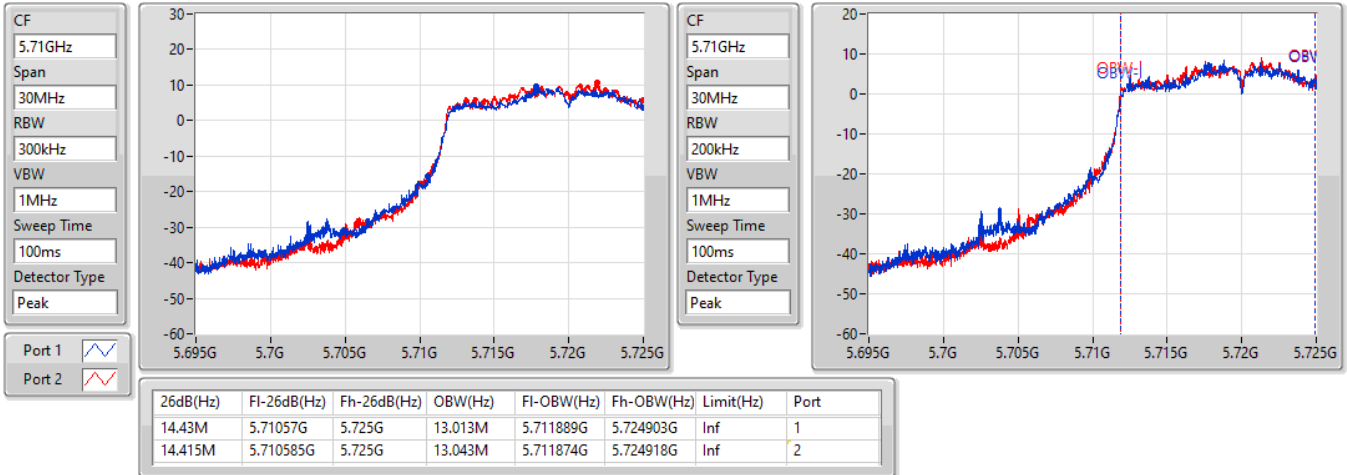
26dB(Hz)	Fl-26dB(Hz)	Fh-26dB(Hz)	OBW(Hz)	Fl-OBW(Hz)	Fh-OBW(Hz)	Limit(Hz)	Port
19.17M	5.69058G	5.70975G	16.261M	5.691895G	5.708156G	Inf	1
18.72M	5.69058G	5.7093G	16.261M	5.691895G	5.708156G	Inf	2

5.47-5.725GHz_802.11a_Nss1,(6Mbps)_2TX

EBW

5720MHz Straddle 5.47-5.725GHz

01/10/2022

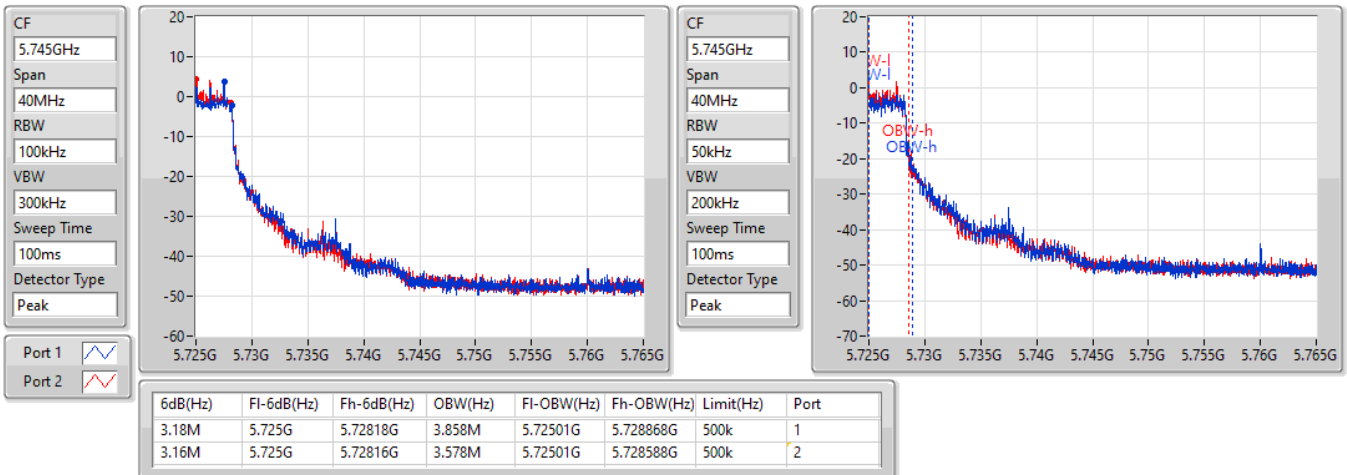


5.725-5.85GHz_802.11a_Nss1,(6Mbps)_2TX

EBW

5720MHz Straddle 5.725-5.85GHz

01/10/2022

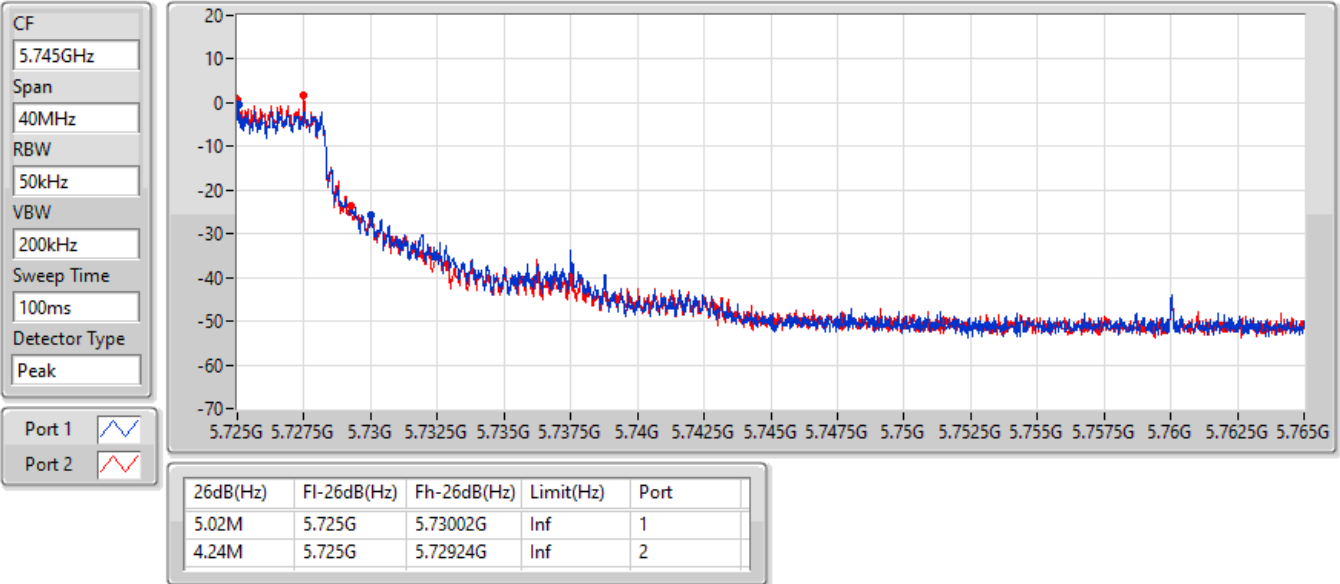


5.725-5.85GHz_802.11a_Nss1,(6Mbps)_2TX

EBW

5720MHz Straddle 5.725-5.85GHz

01/10/2022

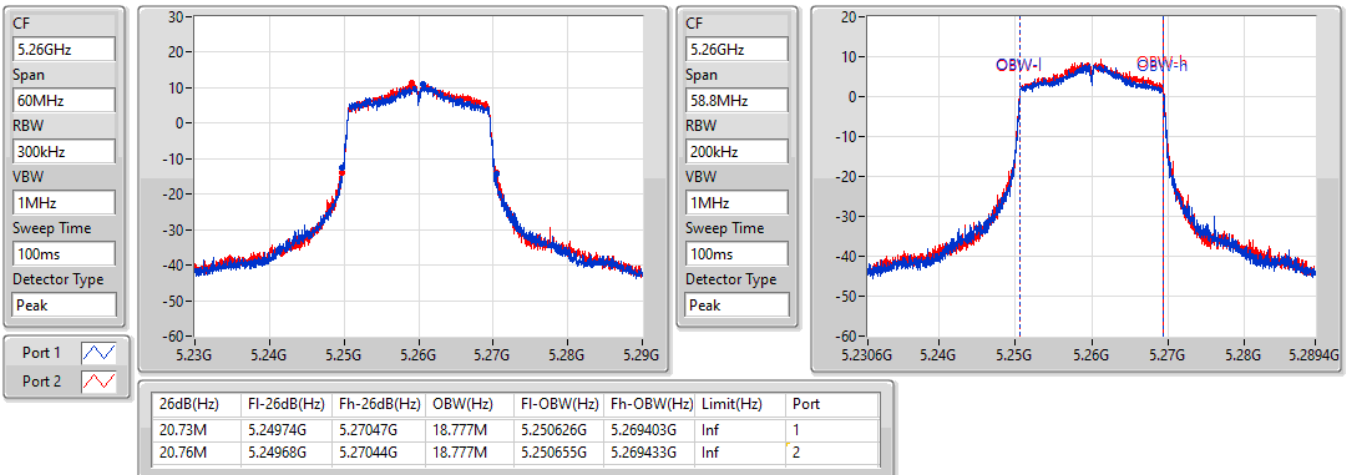


5.25-5.35GHz_802.11ax HEW20_Nss1,(MCS0)_2TX

EBW

5260MHz

01/10/2022

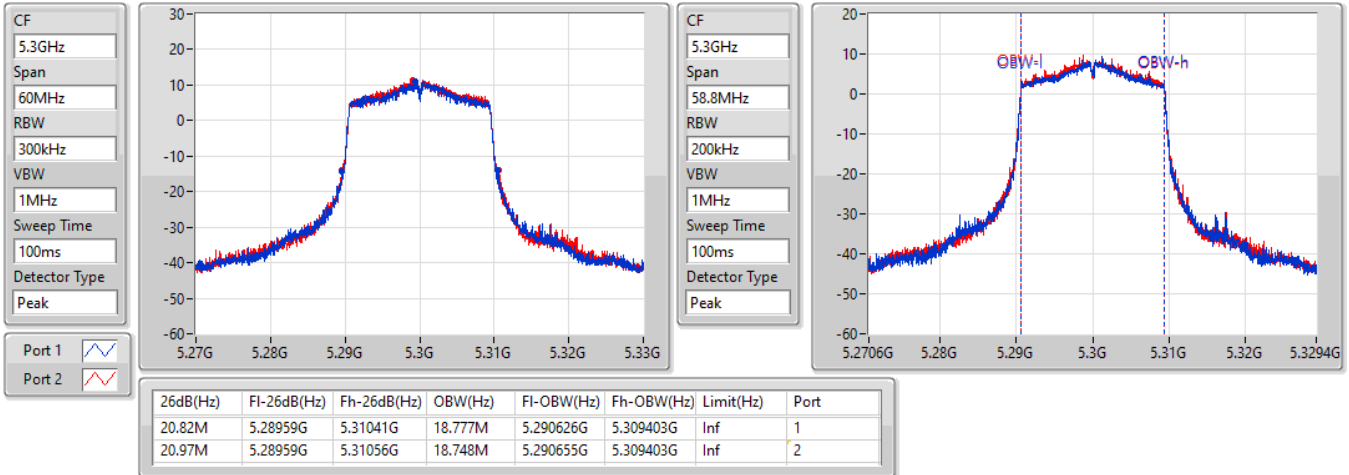


5.25-5.35GHz_802.11ax HEW20_Nss1,(MCS0)_2TX

EBW

5300MHz

01/10/2022

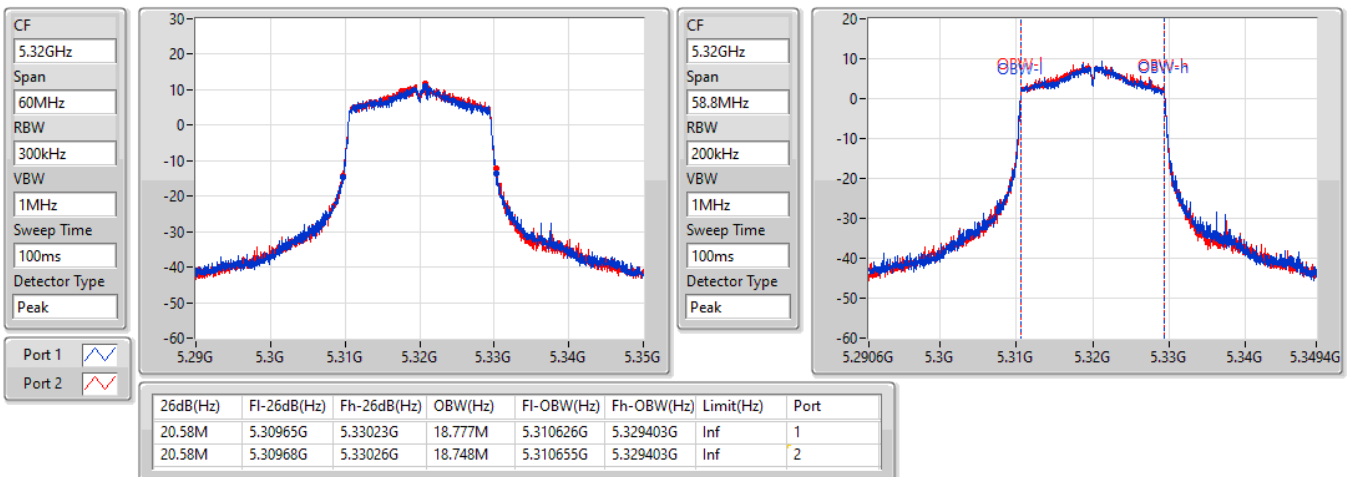


5.25-5.35GHz_802.11ax HEW20_Nss1,(MCS0)_2TX

EBW

5320MHz

01/10/2022

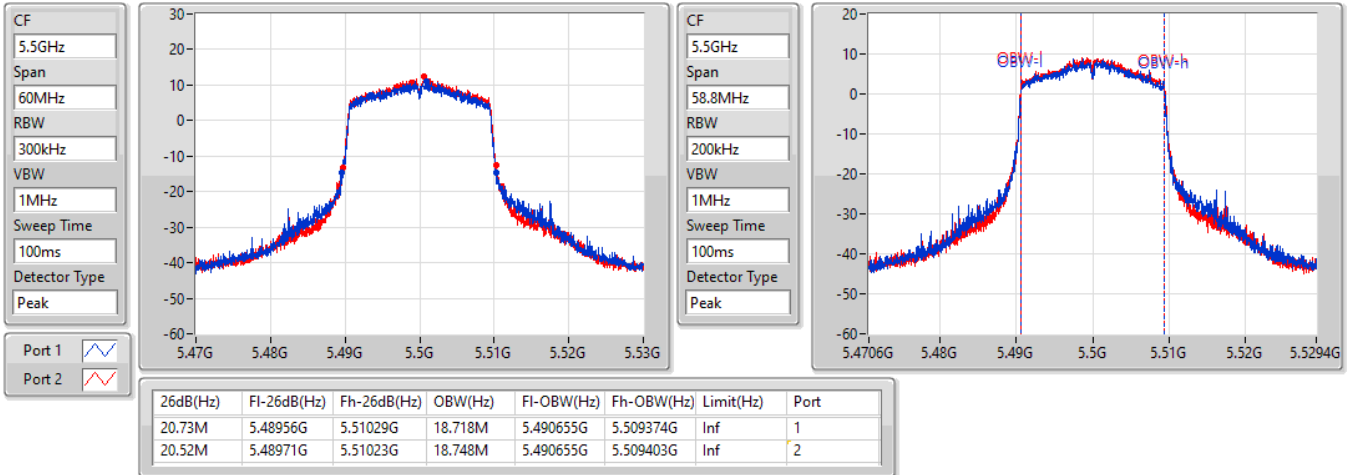


5.47-5.725GHz_802.11ax HEW20_Nss1,(MCS0)_2TX

EBW

5500MHz

01/10/2022

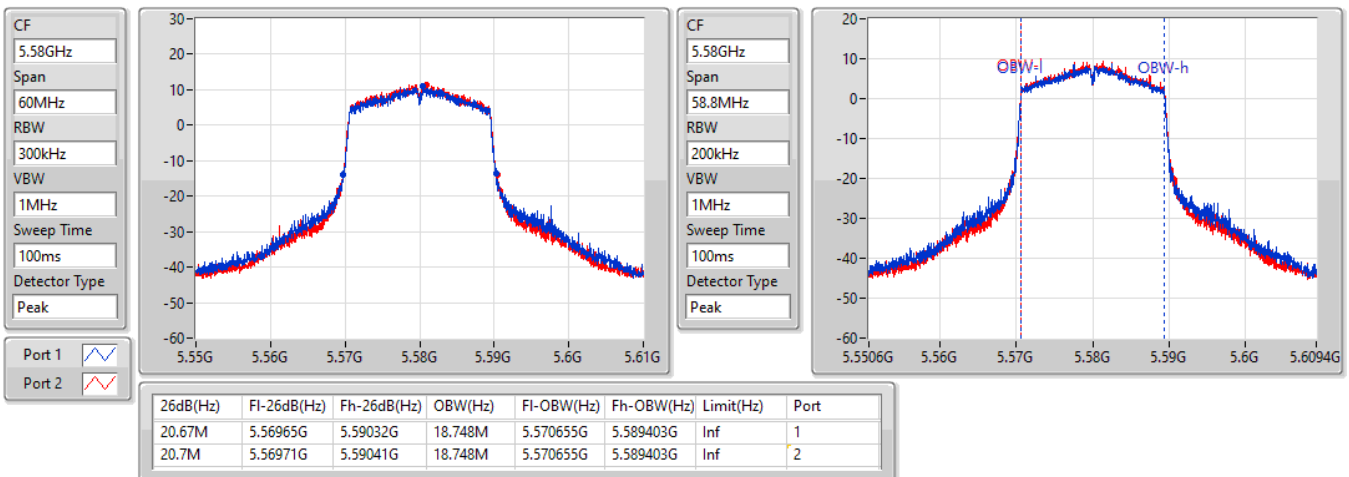


5.47-5.725GHz_802.11ax HEW20_Nss1,(MCS0)_2TX

EBW

5580MHz

01/10/2022

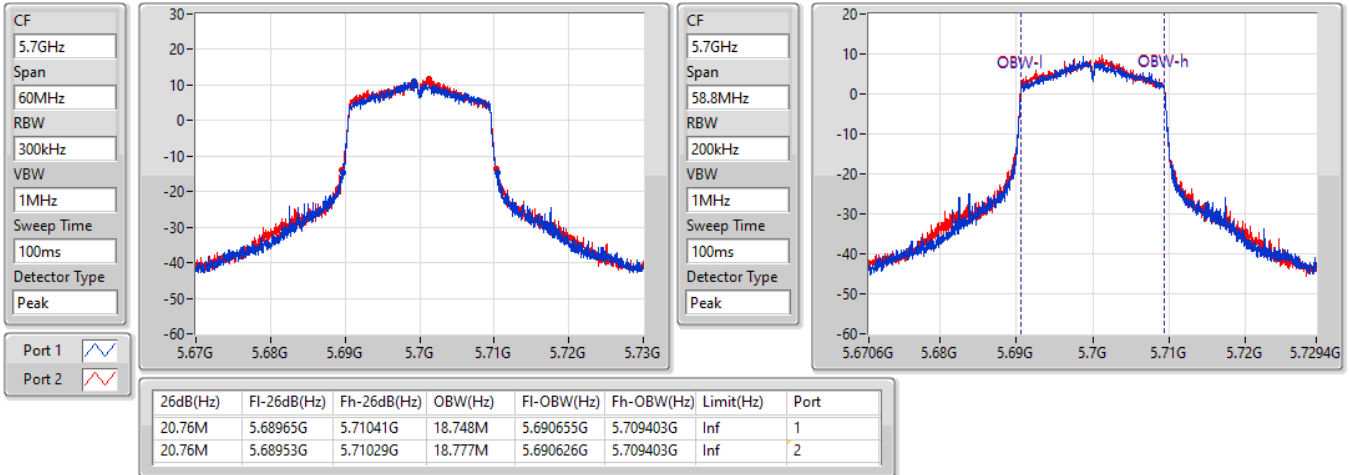


5.47-5.725GHz_802.11ax HEW20_Nss1,(MCS0)_2TX

EBW

5700MHz

01/10/2022

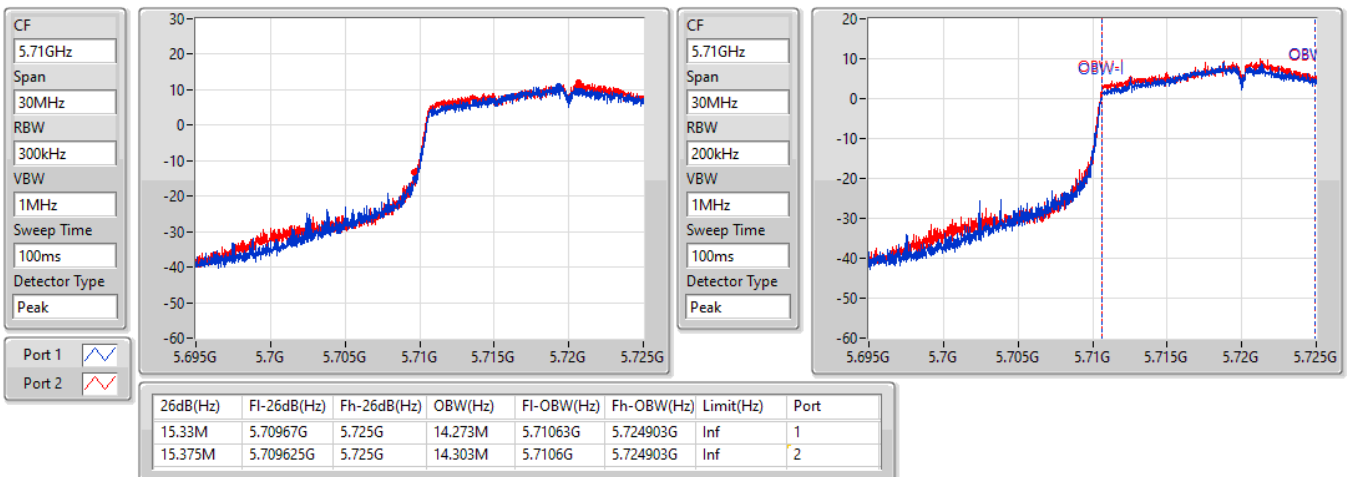


5.47-5.725GHz_802.11ax HEW20_Nss1,(MCS0)_2TX

EBW

5720MHz Straddle 5.47-5.725GHz

01/10/2022

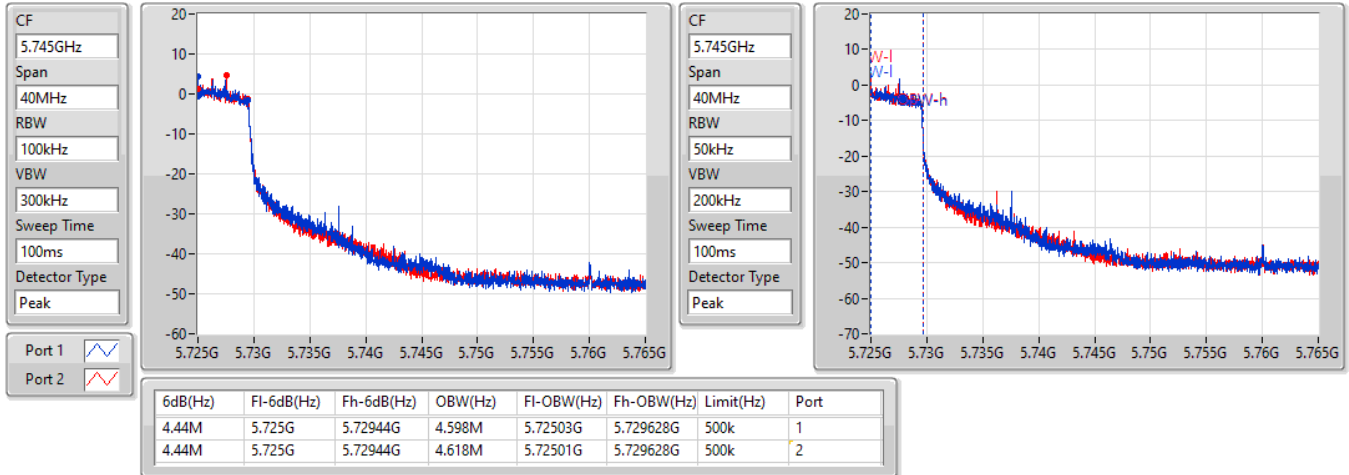


5.725-5.85GHz_802.11ax HEW20_Nss1,(MCS0)_2TX

EBW

5720MHz Straddle 5.725-5.85GHz

01/10/2022

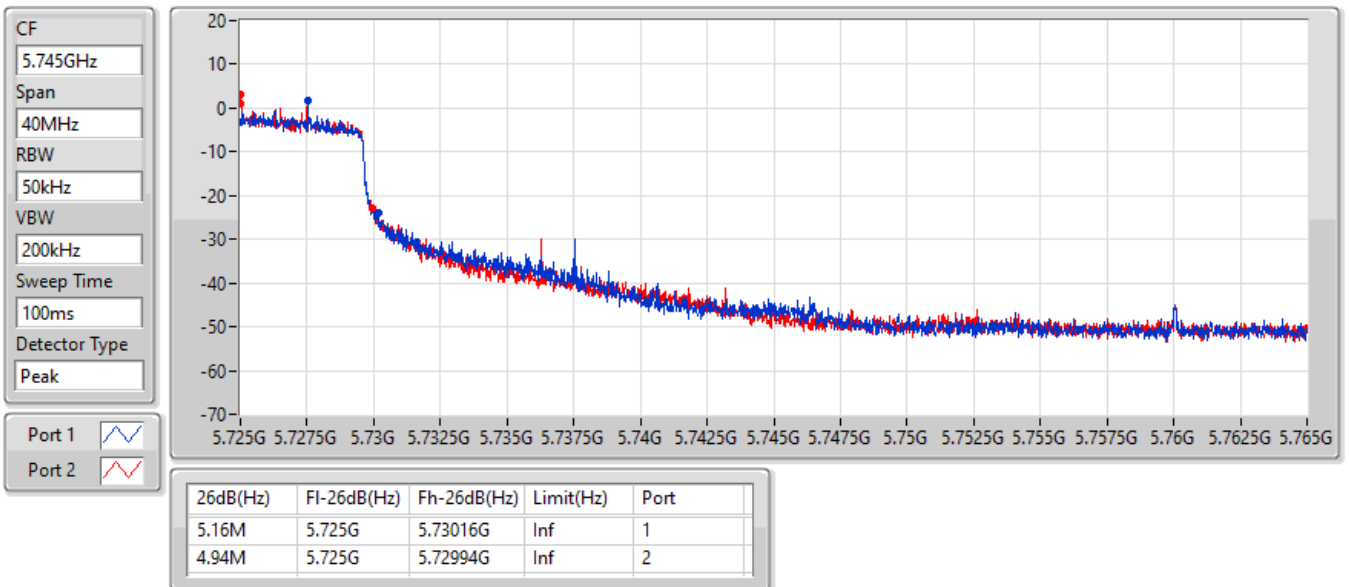


5.725-5.85GHz_802.11ax HEW20_Nss1,(MCS0)_2TX

EBW

5720MHz Straddle 5.725-5.85GHz

01/10/2022

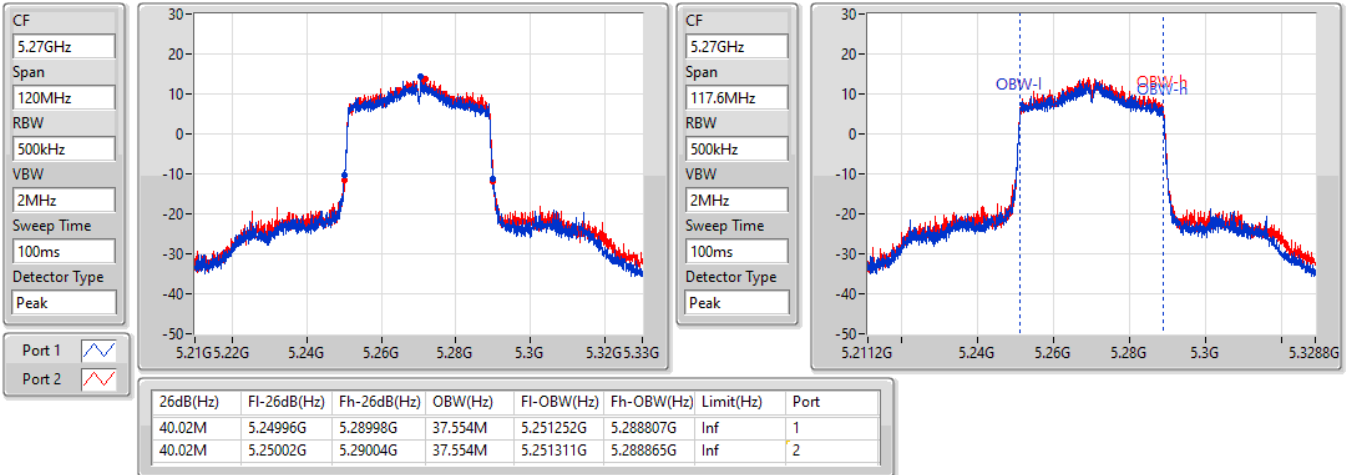


5.25-5.35GHz_802.11ax HEW40_Nss1,(MCS0)_2TX

EBW

5270MHz

01/10/2022

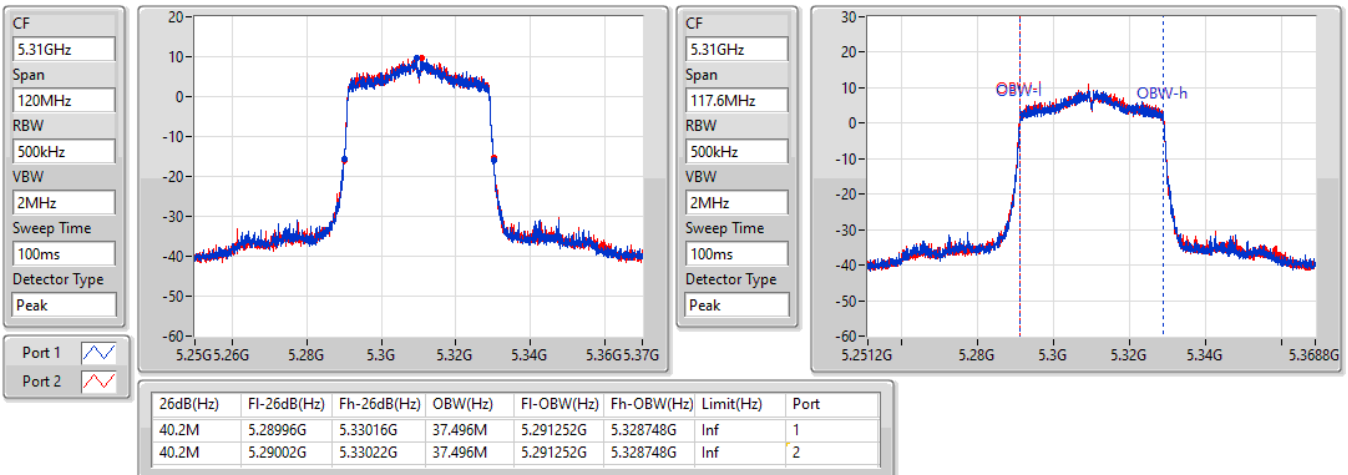


5.25-5.35GHz_802.11ax HEW40_Nss1,(MCS0)_2TX

EBW

5310MHz

01/10/2022

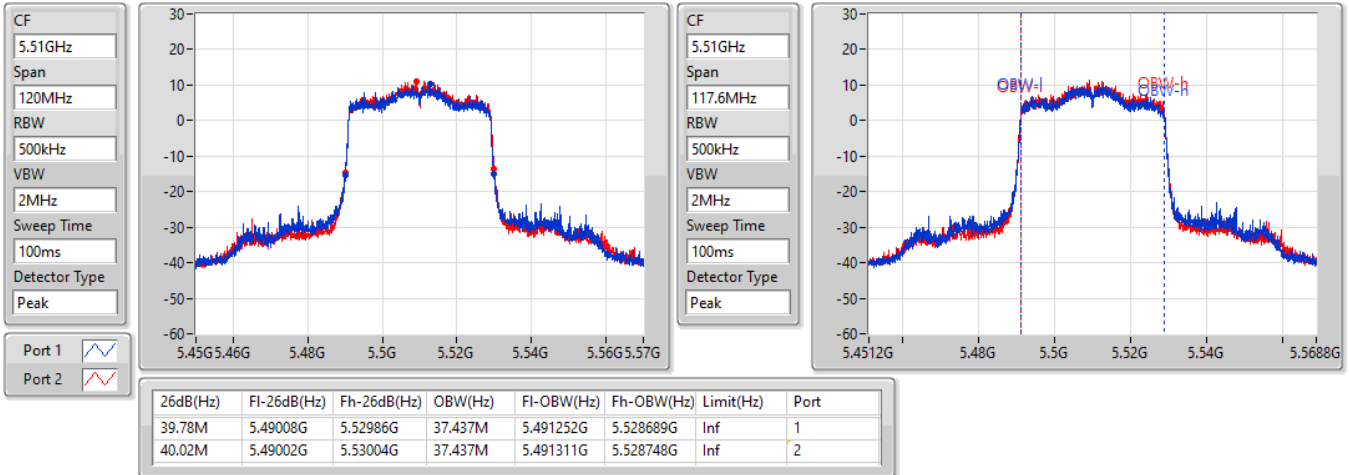


5.47-5.725GHz_802.11ax HEW40_Nss1,(MCS0)_2TX

EBW

5510MHz

01/10/2022

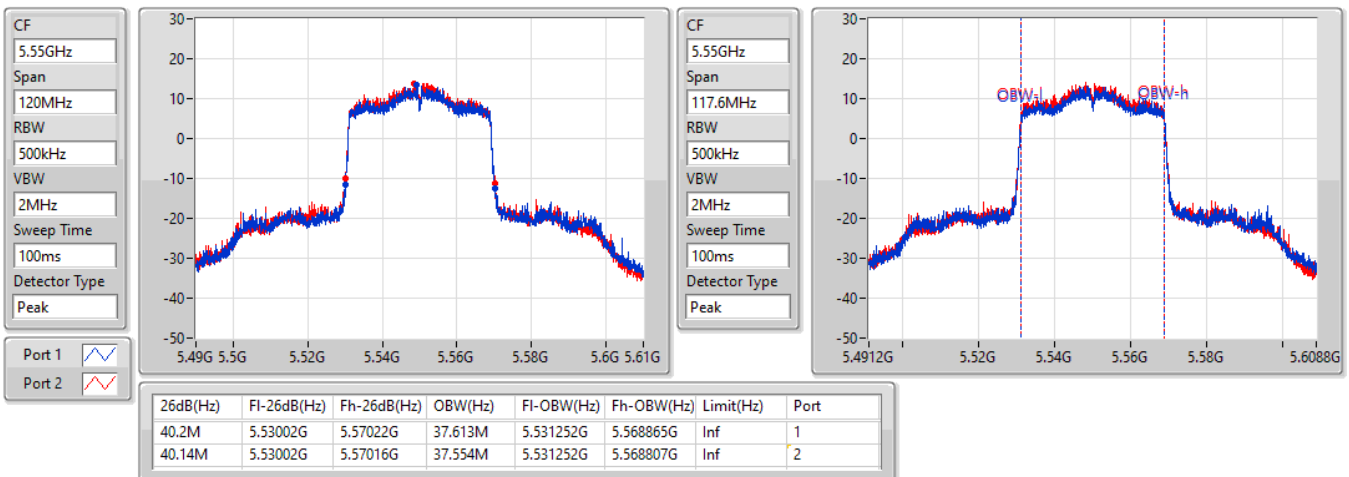


5.47-5.725GHz_802.11ax HEW40_Nss1,(MCS0)_2TX

EBW

5550MHz

01/10/2022

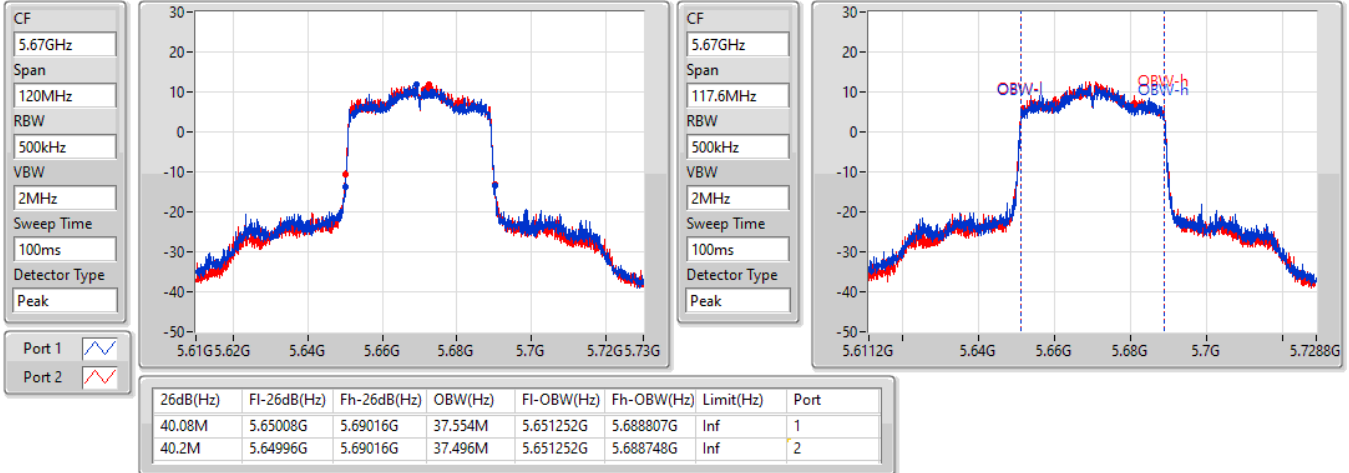


5.47-5.725GHz_802.11ax HEW40_Nss1,(MCS0)_2TX

EBW

5670MHz

01/10/2022

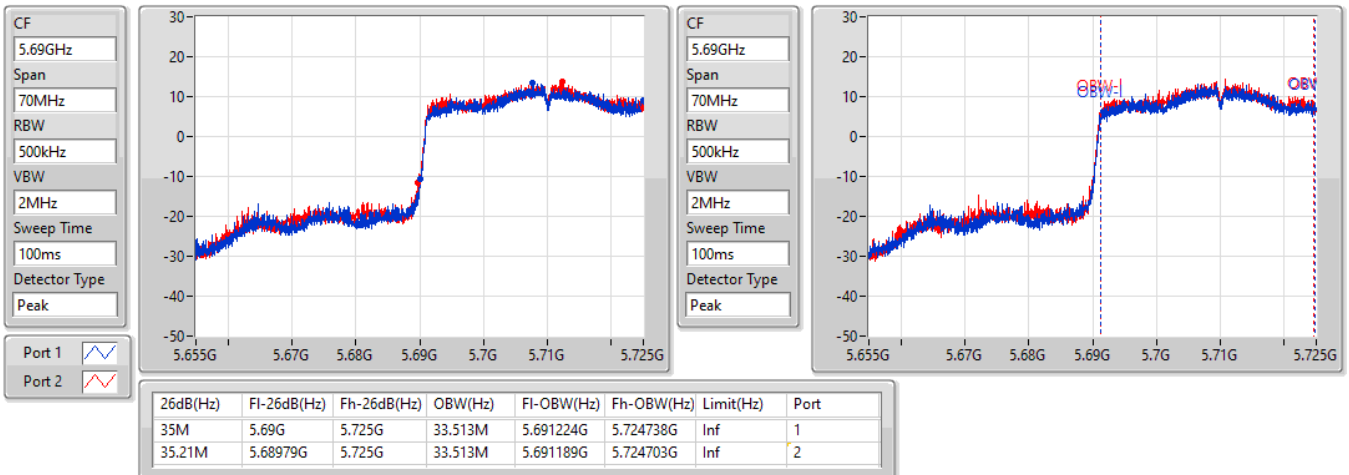


5.47-5.725GHz_802.11ax HEW40_Nss1,(MCS0)_2TX

EBW

5710MHz Straddle 5.47-5.725GHz

01/10/2022

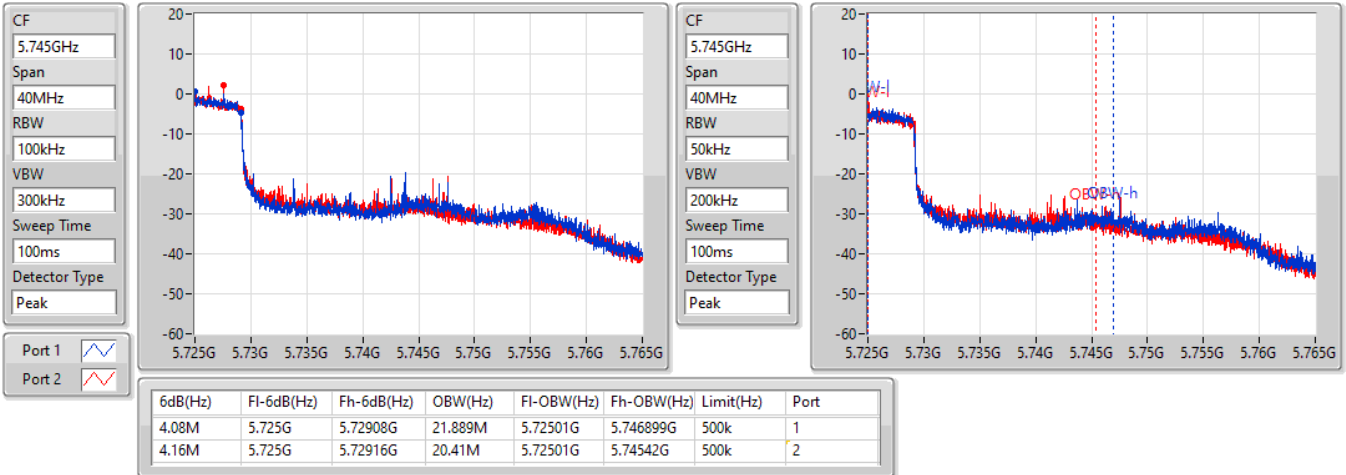


5.725-5.85GHz_802.11ax HEW40_Nss1,(MCS0)_2TX

EBW

5710MHz Straddle 5.725-5.85GHz

01/10/2022

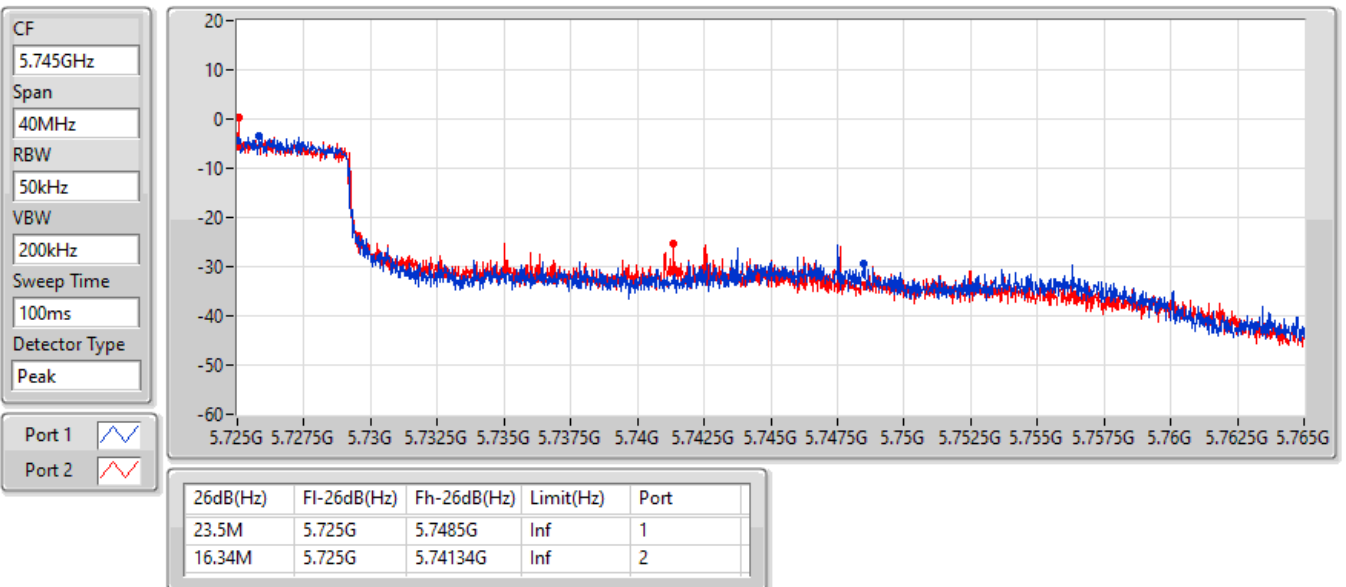


5.725-5.85GHz_802.11ax HEW40_Nss1,(MCS0)_2TX

EBW

5710MHz Straddle 5.725-5.85GHz

01/10/2022



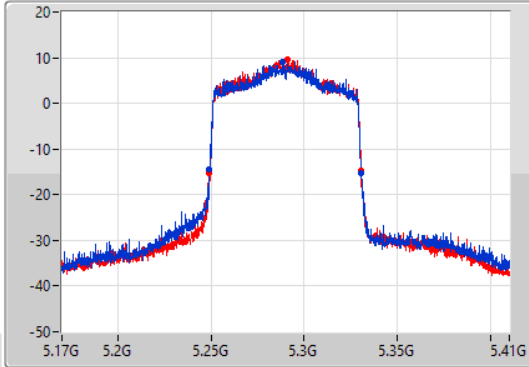
5.25-5.35GHz_802.11ax HEW80_Nss1,(MCS0)_2TX

EBW

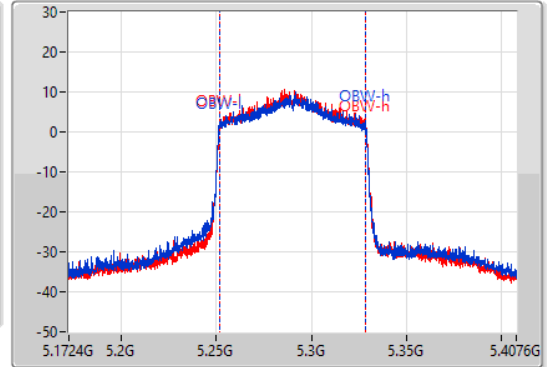
5290MHz

01/10/2022

CF
5.29GHz
Span
240MHz
RBW
1MHz
VBW
3MHz
Sweep Time
100ms
Detector Type
Peak



CF
5.29GHz
Span
235.2MHz
RBW
1MHz
VBW
3MHz
Sweep Time
100ms
Detector Type
Peak



26dB(Hz)	Fl-26dB(Hz)	Fh-26dB(Hz)	OBW(Hz)	Fl-OBW(Hz)	Fh-OBW(Hz)	Limit(Hz)	Port
81.48M	5.2492G	5.33068G	76.754M	5.251564G	5.328318G	Inf	1
81.36M	5.2492G	5.33056G	76.519M	5.251799G	5.328318G	Inf	2

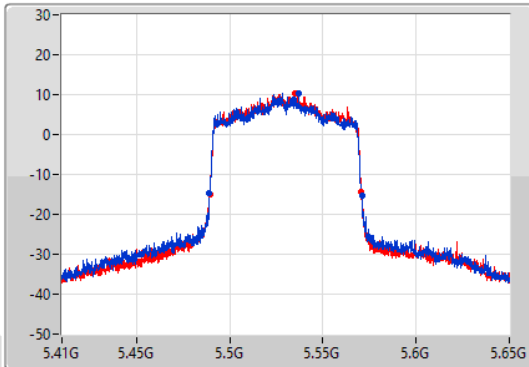
5.47-5.725GHz_802.11ax HEW80_Nss1,(MCS0)_2TX

EBW

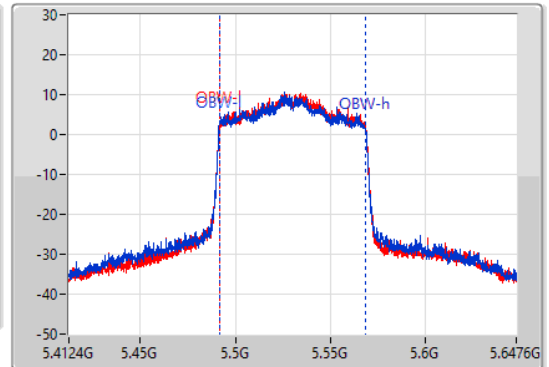
5530MHz

01/10/2022

CF
5.53GHz
Span
240MHz
RBW
1MHz
VBW
3MHz
Sweep Time
100ms
Detector Type
Peak



CF
5.53GHz
Span
235.2MHz
RBW
1MHz
VBW
3MHz
Sweep Time
100ms
Detector Type
Peak



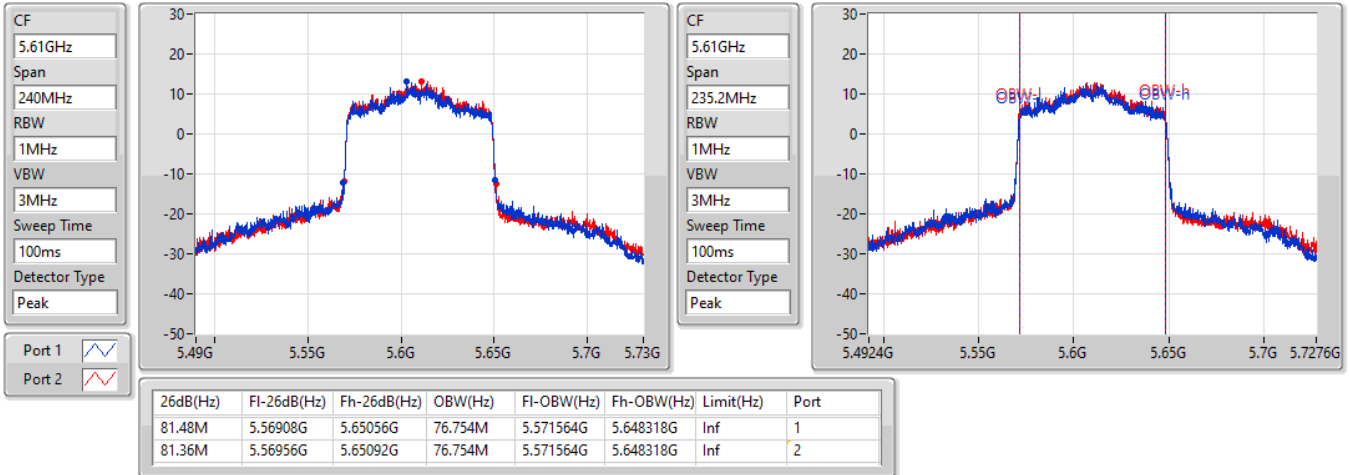
26dB(Hz)	Fl-26dB(Hz)	Fh-26dB(Hz)	OBW(Hz)	Fl-OBW(Hz)	Fh-OBW(Hz)	Limit(Hz)	Port
81.6M	5.4892G	5.5708G	76.637M	5.491564G	5.568201G	Inf	1
81.12M	5.48932G	5.57044G	76.402M	5.491799G	5.568201G	Inf	2

5.47-5.725GHz_802.11ax HEW80_Nss1,(MCS0)_2TX

EBW

5610MHz

01/10/2022

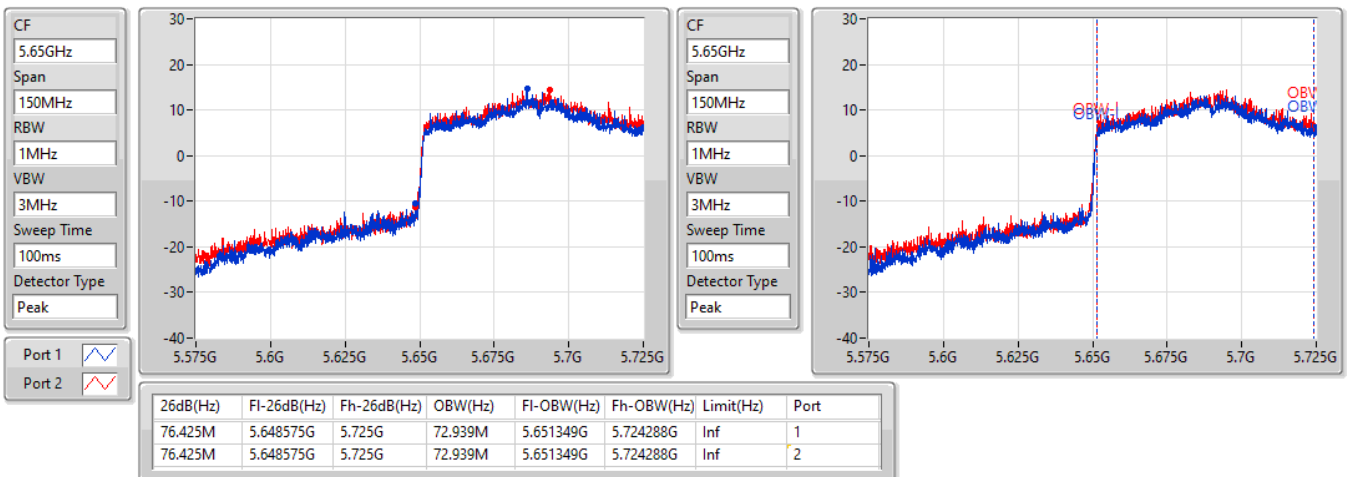


5.47-5.725GHz_802.11ax HEW80_Nss1,(MCS0)_2TX

EBW

5690MHz Straddle 5.47-5.725GHz

01/10/2022

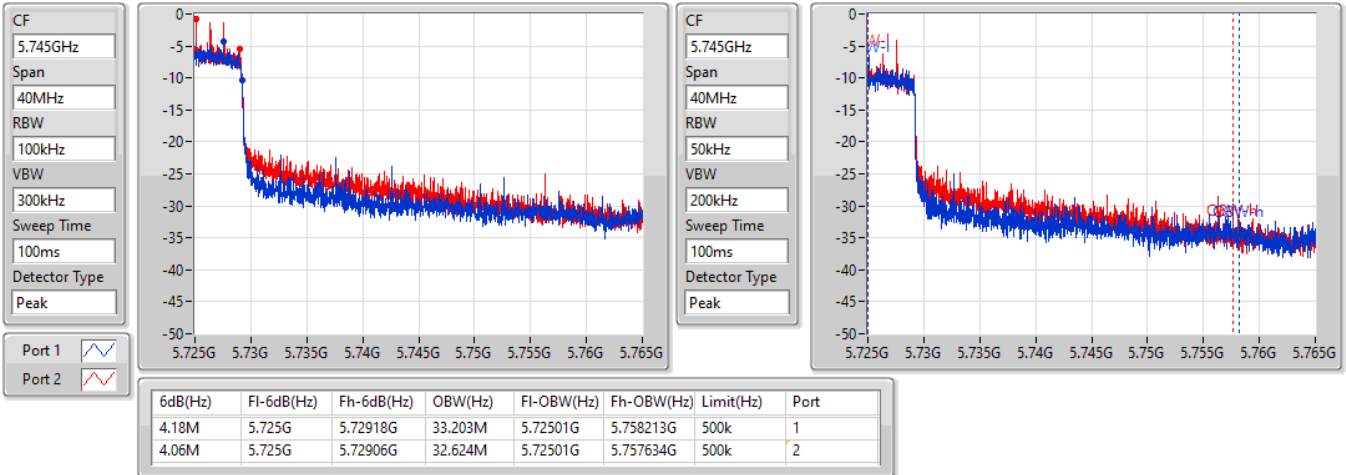


5.725-5.85GHz_802.11ax HEW80_Nss1,(MCS0)_2TX

EBW

5690MHz Straddle 5.725-5.85GHz

01/10/2022

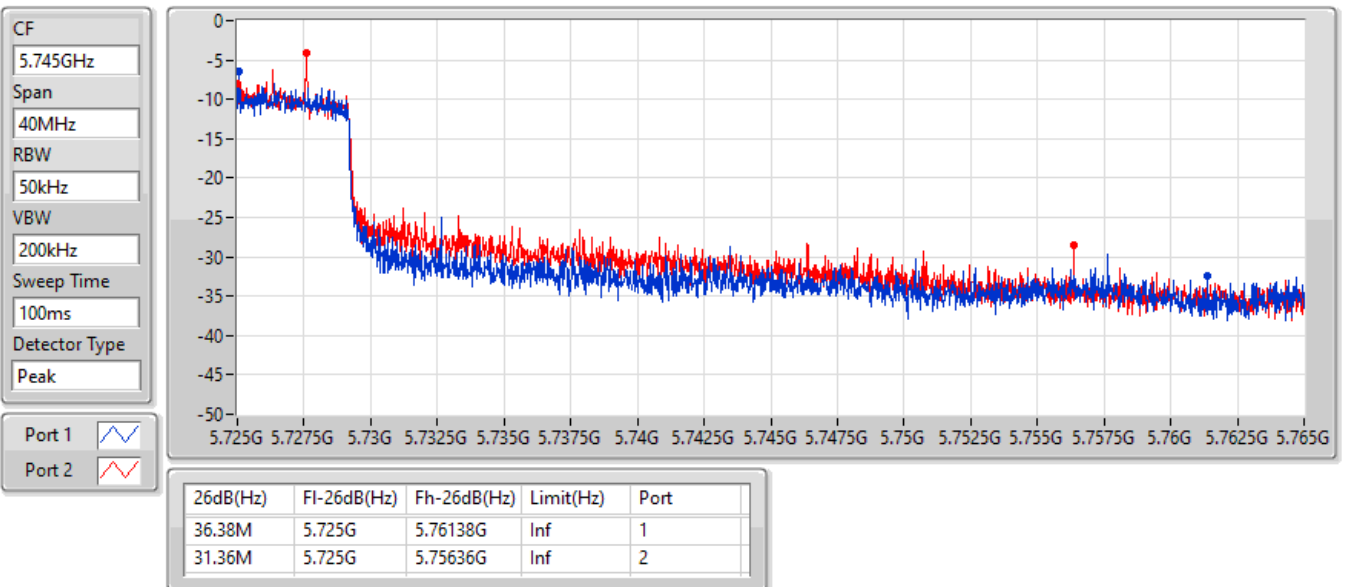


5.725-5.85GHz_802.11ax HEW80_Nss1,(MCS0)_2TX

EBW

5690MHz Straddle 5.725-5.85GHz

01/10/2022

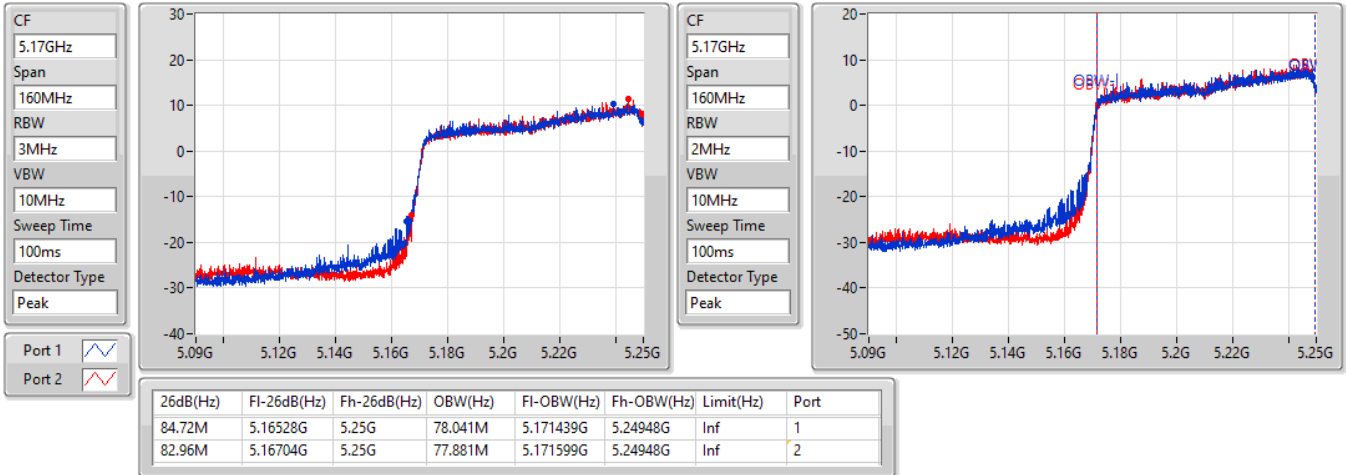


5.15-5.25GHz_802.11ax HEW160_Nss1,(MCS0)_2TX

EBW

5250MHz Straddle 5.15-5.25GHz

01/10/2022

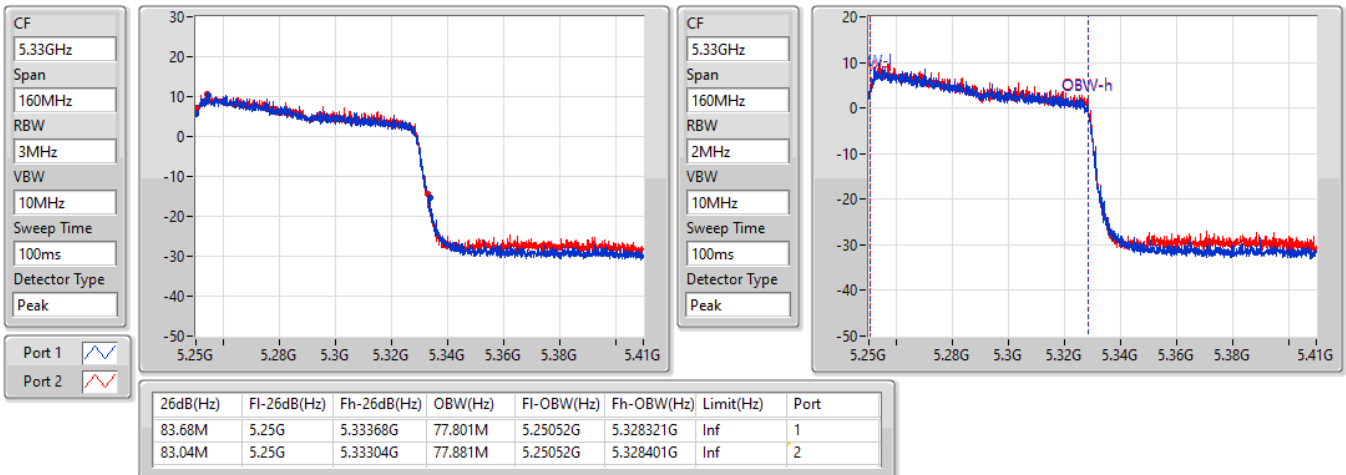


5.25-5.35GHz_802.11ax HEW160_Nss1,(MCS0)_2TX

EBW

5250MHz Straddle 5.25-5.35GHz

01/10/2022





5.47-5.725GHz_802.11ax HEW160_Nss1,(MCS0)_2TX

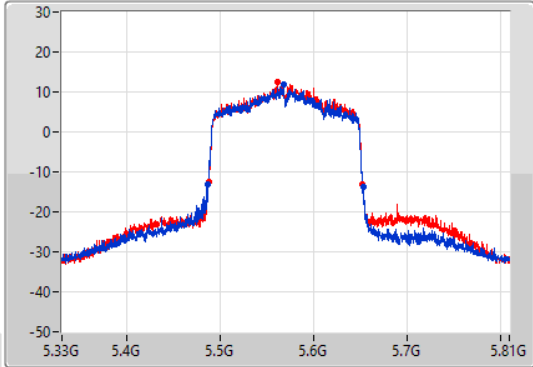
EBW

5570MHz

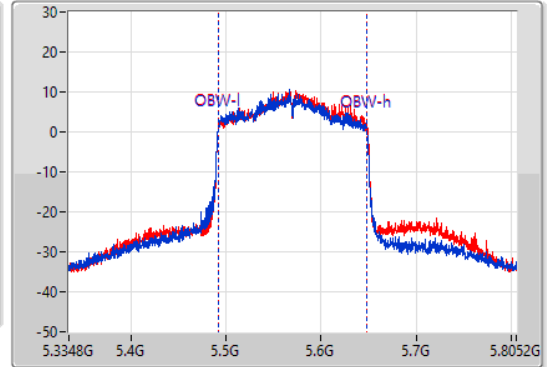
01/10/2022

CF
5.57GHz
Span
480MHz
RBW
3MHz
VBW
10MHz
Sweep Time
100ms
Detector Type
Peak

Port 1 
Port 2 



CF
5.57GHz
Span
470.4MHz
RBW
2MHz
VBW
10MHz
Sweep Time
100ms
Detector Type
Peak



26dB(Hz)	Fl-26dB(Hz)	Fh-26dB(Hz)	OBW(Hz)	Fl-OBW(Hz)	Fh-OBW(Hz)	Limit(Hz)	Port
166.08M	5.48696G	5.65304G	154.919M	5.492423G	5.647342G	Inf	1
165.36M	5.4872G	5.65256G	154.919M	5.492658G	5.647577G	Inf	2



Summary

Mode	Total Power (dBm)	Total Power (W)
5.15-5.25GHz	-	-
802.11ax HEW160_Nss1,(MCS0)_2TX	13.64	0.02312
802.11ax HEW160-BF_Nss1,(MCS0)_2TX	13.64	0.02312
5.25-5.35GHz	-	-
802.11a_Nss1,(6Mbps)_2TX	19.51	0.08933
802.11ax HEW20_Nss1,(MCS0)_2TX	19.81	0.09572
802.11ax HEW20-BF_Nss1,(MCS0)_2TX	18.81	0.07603
802.11ax HEW40_Nss1,(MCS0)_2TX	21.61	0.14488
802.11ax HEW40-BF_Nss1,(MCS0)_2TX	18.66	0.07345
802.11ax HEW80_Nss1,(MCS0)_2TX	17.46	0.05572
802.11ax HEW80-BF_Nss1,(MCS0)_2TX	17.46	0.05572
802.11ax HEW160_Nss1,(MCS0)_2TX	13.50	0.02239
802.11ax HEW160-BF_Nss1,(MCS0)_2TX	13.50	0.02239
5.47-5.725GHz	-	-
802.11a_Nss1,(6Mbps)_2TX	19.33	0.08570
802.11ax HEW20_Nss1,(MCS0)_2TX	20.22	0.10520
802.11ax HEW20-BF_Nss1,(MCS0)_2TX	18.79	0.07568
802.11ax HEW40_Nss1,(MCS0)_2TX	21.68	0.14723
802.11ax HEW40-BF_Nss1,(MCS0)_2TX	18.79	0.07568
802.11ax HEW80_Nss1,(MCS0)_2TX	21.40	0.13804
802.11ax HEW80-BF_Nss1,(MCS0)_2TX	18.71	0.07430
802.11ax HEW160_Nss1,(MCS0)_2TX	17.27	0.05333
802.11ax HEW160-BF_Nss1,(MCS0)_2TX	17.27	0.05333
5.725-5.85GHz	-	-
802.11a_Nss1,(6Mbps)_2TX	10.87	0.01222
802.11ax HEW20_Nss1,(MCS0)_2TX	12.60	0.01820
802.11ax HEW20-BF_Nss1,(MCS0)_2TX	11.54	0.01426
802.11ax HEW40_Nss1,(MCS0)_2TX	10.02	0.01005
802.11ax HEW40-BF_Nss1,(MCS0)_2TX	6.92	0.00492
802.11ax HEW80_Nss1,(MCS0)_2TX	5.86	0.00385
802.11ax HEW80-BF_Nss1,(MCS0)_2TX	2.71	0.00187



Result

Mode	Result	DG (dBi)	Port 1 (dBm)	Port 2 (dBm)	Total Power (dBm)	Power Limit (dBm)
802.11a_Nss1,(6Mbps)_2TX	-	-	-	-	-	-
5260MHz	Pass	5.21	16.18	16.79	19.51	23.76
5300MHz	Pass	5.21	16.20	16.63	19.43	23.72
5320MHz	Pass	5.21	16.19	16.71	19.47	23.72
5500MHz	Pass	5.21	15.95	16.66	19.33	23.70
5580MHz	Pass	5.21	15.93	16.39	19.18	23.73
5700MHz	Pass	5.21	15.92	16.44	19.20	23.72
5720MHz Straddle 5.47-5.725GHz	Pass	5.21	15.49	16.13	18.83	22.59
5720MHz Straddle 5.725-5.85GHz	Pass	5.21	7.45	8.23	10.87	30.00
802.11ax HEW20_Nss1,(MCS0)_2TX	-	-	-	-	-	-
5260MHz	Pass	5.21	16.29	16.99	19.66	23.98
5300MHz	Pass	5.21	16.59	17.00	19.81	23.98
5320MHz	Pass	5.21	16.60	16.99	19.81	23.98
5500MHz	Pass	5.21	16.85	17.55	20.22	23.98
5580MHz	Pass	5.21	16.77	17.30	20.05	23.98
5700MHz	Pass	5.21	16.71	17.28	20.01	23.98
5720MHz Straddle 5.47-5.725GHz	Pass	5.21	16.16	16.95	19.58	22.86
5720MHz Straddle 5.725-5.85GHz	Pass	5.21	9.64	9.54	12.60	30.00
802.11ax HEW40_Nss1,(MCS0)_2TX	-	-	-	-	-	-
5270MHz	Pass	5.21	18.16	18.99	21.61	23.98
5310MHz	Pass	5.21	14.57	14.88	17.74	23.98
5510MHz	Pass	5.21	15.28	15.80	18.56	23.98
5550MHz	Pass	5.21	18.31	19.00	21.68	23.98
5670MHz	Pass	5.21	17.07	17.58	20.34	23.98
5710MHz Straddle 5.47-5.725GHz	Pass	5.21	18.15	18.78	21.49	23.98
5710MHz Straddle 5.725-5.85GHz	Pass	5.21	7.14	6.88	10.02	30.00
802.11ax HEW80_Nss1,(MCS0)_2TX	-	-	-	-	-	-
5290MHz	Pass	5.21	14.27	14.63	17.46	23.98
5530MHz	Pass	5.21	14.67	15.15	17.93	23.98
5610MHz	Pass	5.21	16.87	17.38	20.14	23.98
5690MHz Straddle 5.47-5.725GHz	Pass	5.21	17.97	18.77	21.40	23.98
5690MHz Straddle 5.725-5.85GHz	Pass	5.21	2.69	3.01	5.86	30.00
802.11ax HEW160_Nss1,(MCS0)_2TX	-	-	-	-	-	-
5250MHz Straddle 5.15-5.25GHz	Pass	5.21	10.61	10.65	13.64	30.00
5250MHz Straddle 5.25-5.35GHz	Pass	5.21	10.38	10.6	13.50	23.98
5570MHz	Pass	5.21	13.95	14.55	17.27	23.98
802.11ax HEW20-BF_Nss1,(MCS0)_2TX	-	-	-	-	-	-
5260MHz	Pass	8.17	15.37	15.95	18.68	21.81
5300MHz	Pass	8.17	15.60	16.00	18.81	21.81
5320MHz	Pass	8.17	15.22	15.73	18.49	21.81
5500MHz	Pass	8.17	15.46	16.07	18.79	21.81
5580MHz	Pass	8.17	15.28	15.74	18.53	21.81
5700MHz	Pass	8.17	15.10	15.71	18.43	21.81
5720MHz Straddle 5.47-5.725GHz	Pass	8.17	15.18	15.95	18.59	21.81
5720MHz Straddle 5.725-5.85GHz	Pass	8.17	8.58	8.48	11.54	27.83
802.11ax HEW40-BF_Nss1,(MCS0)_2TX	-	-	-	-	-	-
5270MHz	Pass	8.17	15.34	15.93	18.66	21.81
5310MHz	Pass	8.17	14.57	14.88	17.74	21.81
5510MHz	Pass	8.17	15.28	15.80	18.56	21.81
5550MHz	Pass	8.17	15.20	15.78	18.51	21.81
5670MHz	Pass	8.17	15.58	15.97	18.79	21.81
5710MHz Straddle 5.47-5.725GHz	Pass	8.17	15.06	15.68	18.39	21.81
5710MHz Straddle 5.725-5.85GHz	Pass	8.17	4.03	3.78	6.92	27.83
802.11ax HEW80-BF_Nss1,(MCS0)_2TX	-	-	-	-	-	-
5290MHz	Pass	8.17	14.27	14.63	17.46	21.81

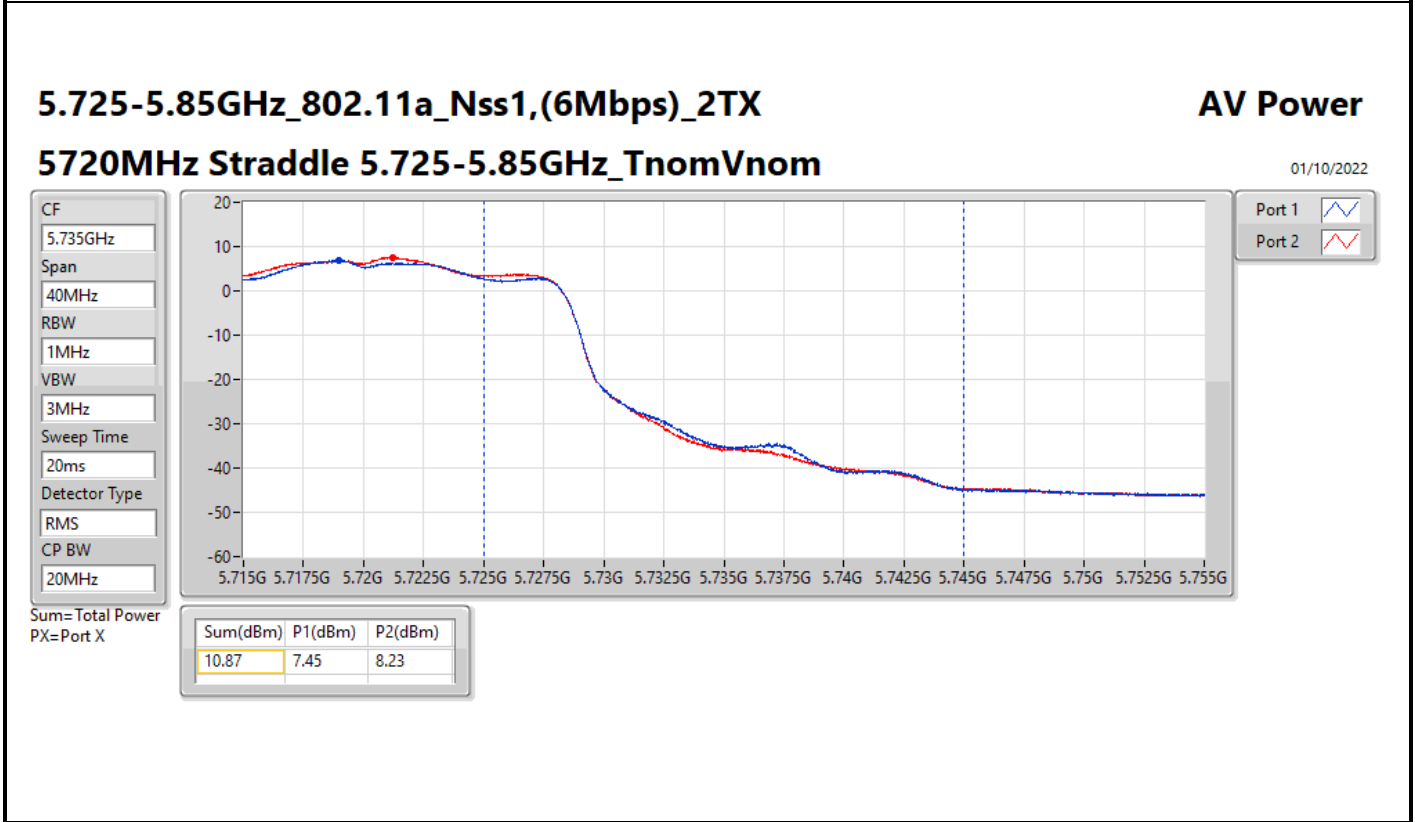
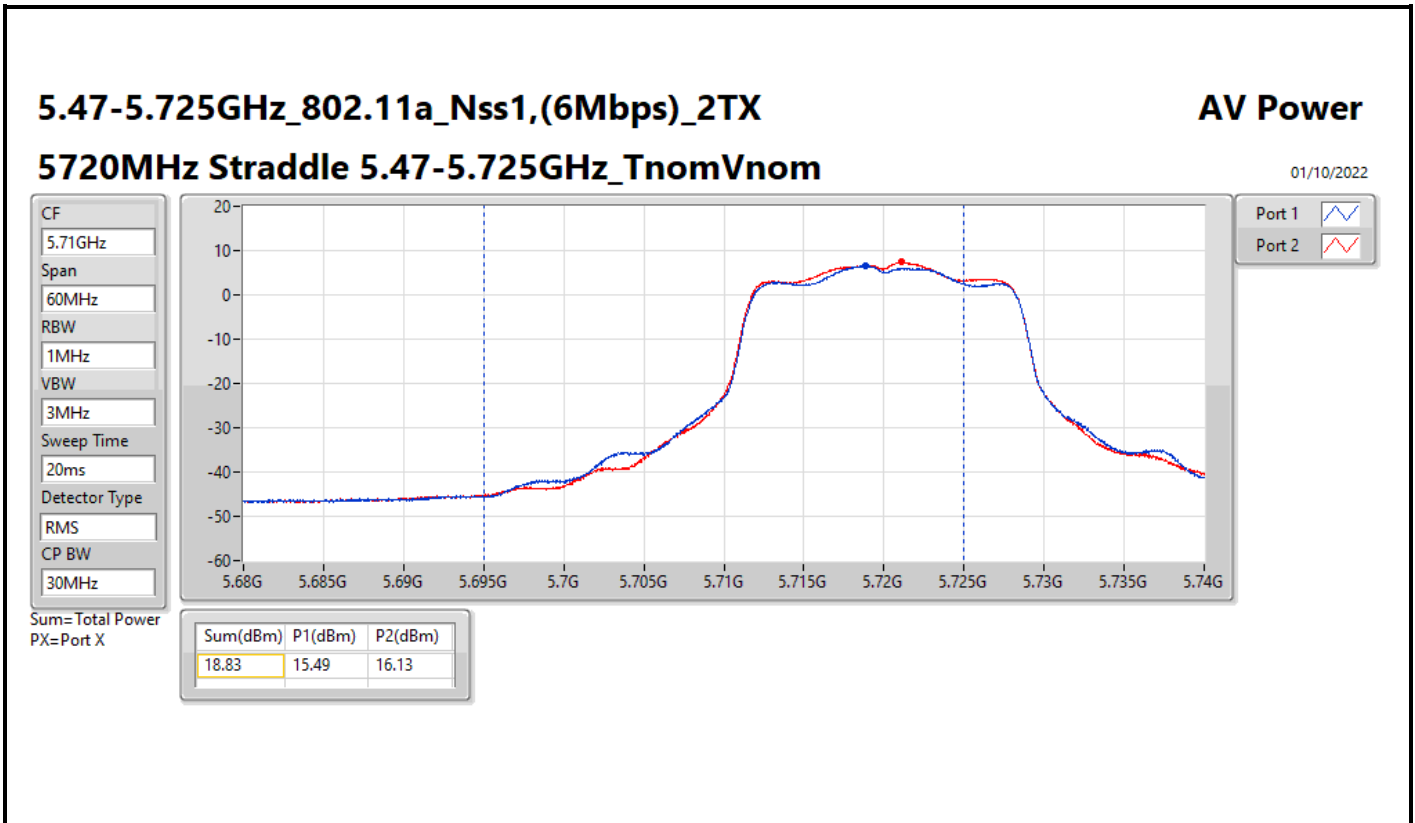


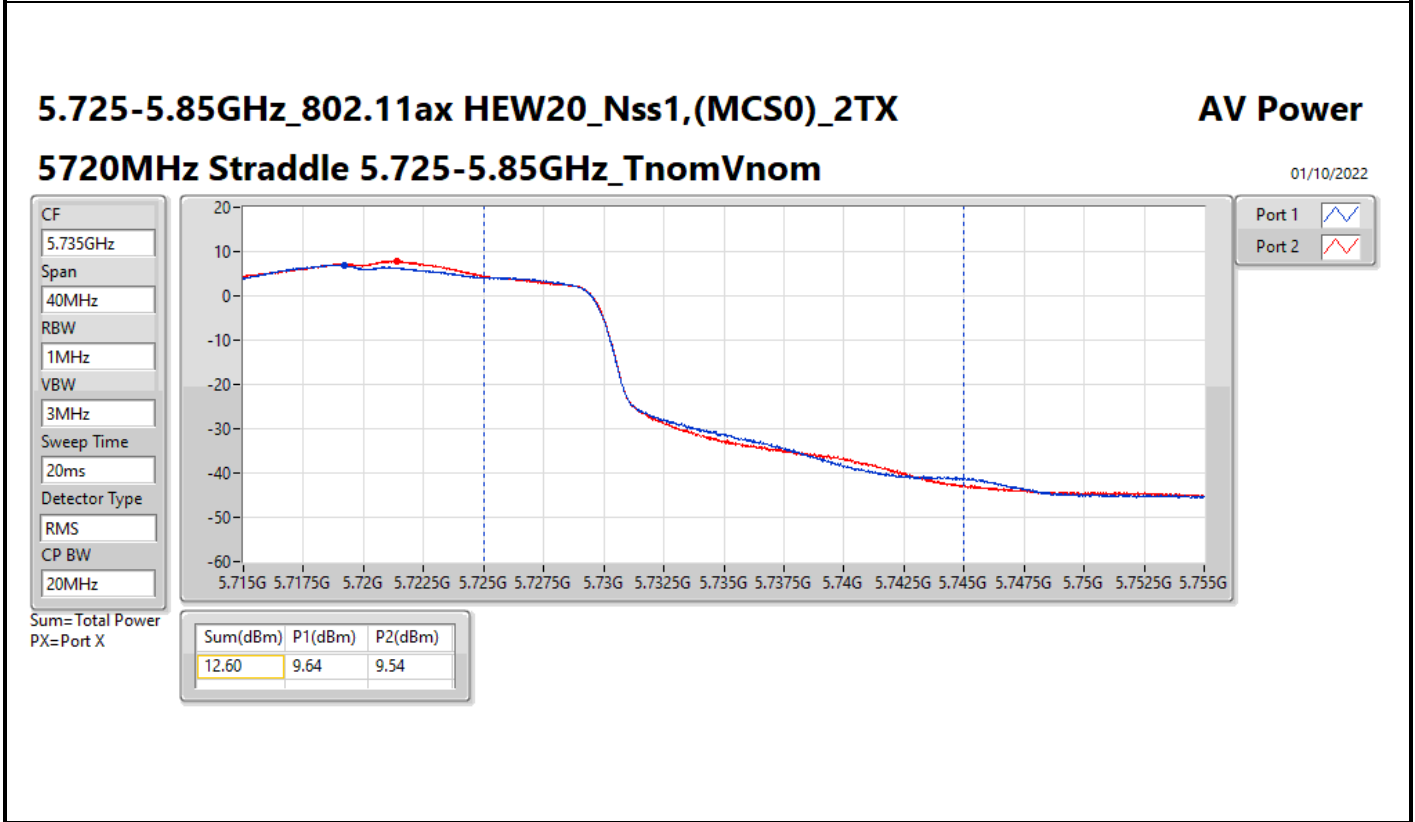
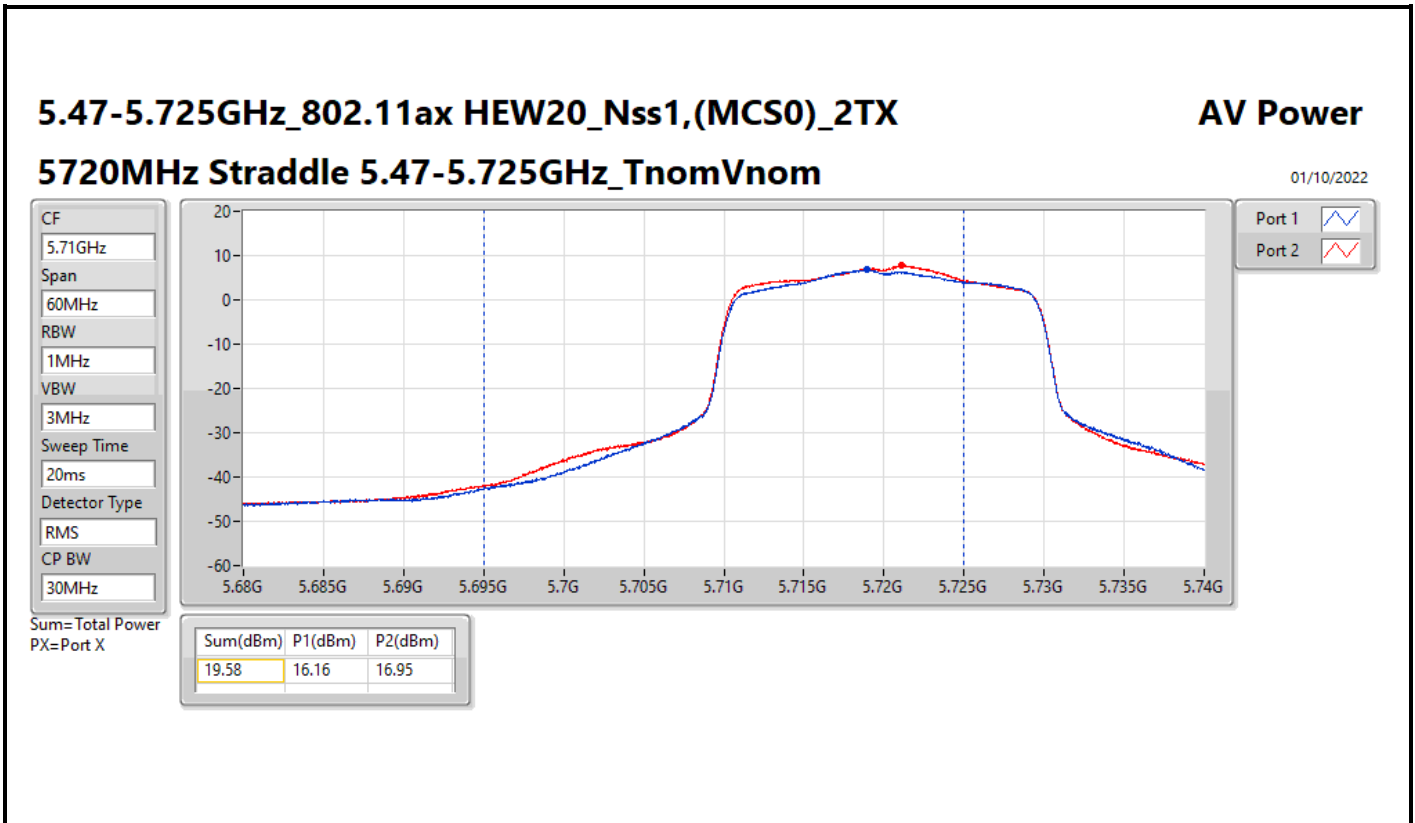
Average Power

Appendix B

Mode	Result	DG (dBi)	Port 1 (dBm)	Port 2 (dBm)	Total Power (dBm)	Power Limit (dBm)
5530MHz	Pass	8.17	14.67	15.15	17.93	21.81
5610MHz	Pass	8.17	15.40	15.98	18.71	21.81
5690MHz Straddle 5.47-5.725GHz	Pass	8.17	15.12	15.67	18.41	21.81
5690MHz Straddle 5.725-5.85GHz	Pass	8.17	-0.22	-0.38	2.71	27.83
802.11ax HEW160-BF_Nss1,(MCS0)_2TX	-	-	-	-	-	-
5250MHz Straddle 5.15-5.25GHz	Pass	8.17	10.61	10.65	13.64	27.83
5250MHz Straddle 5.25-5.35GHz	Pass	8.17	10.38	10.60	13.50	21.81
5570MHz	Pass	8.17	13.95	14.55	17.27	21.81

DG = Directional Gain; Port X = Port X output power



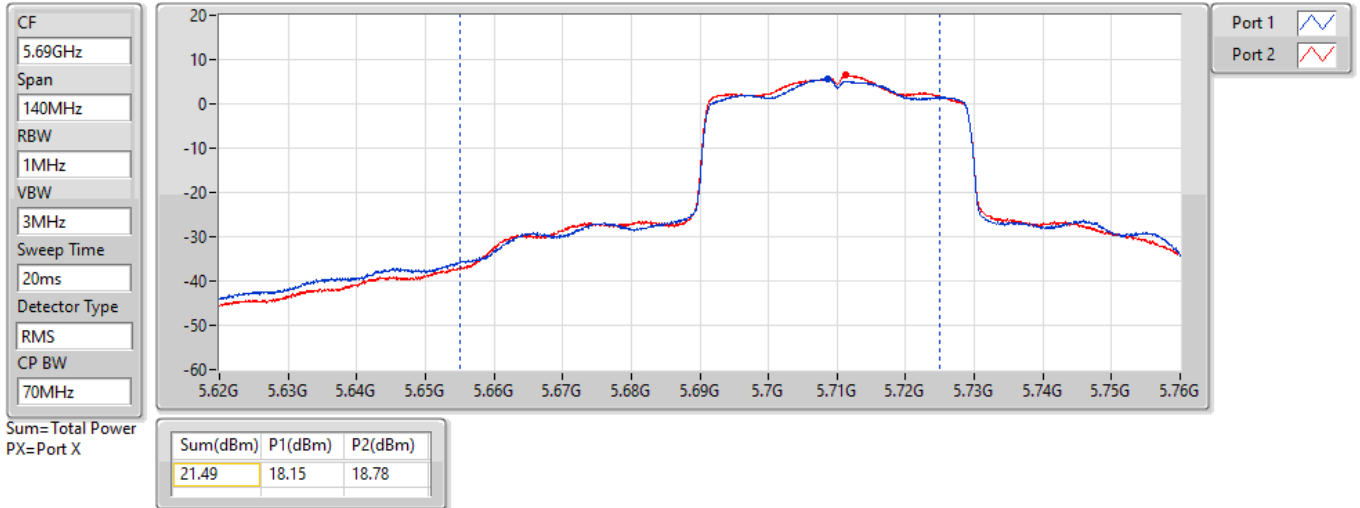


5.47-5.725GHz_802.11ax HEW40_Nss1,(MCS0)_2TX

AV Power

5710MHz Straddle 5.47-5.725GHz_TnomVnom

01/10/2022

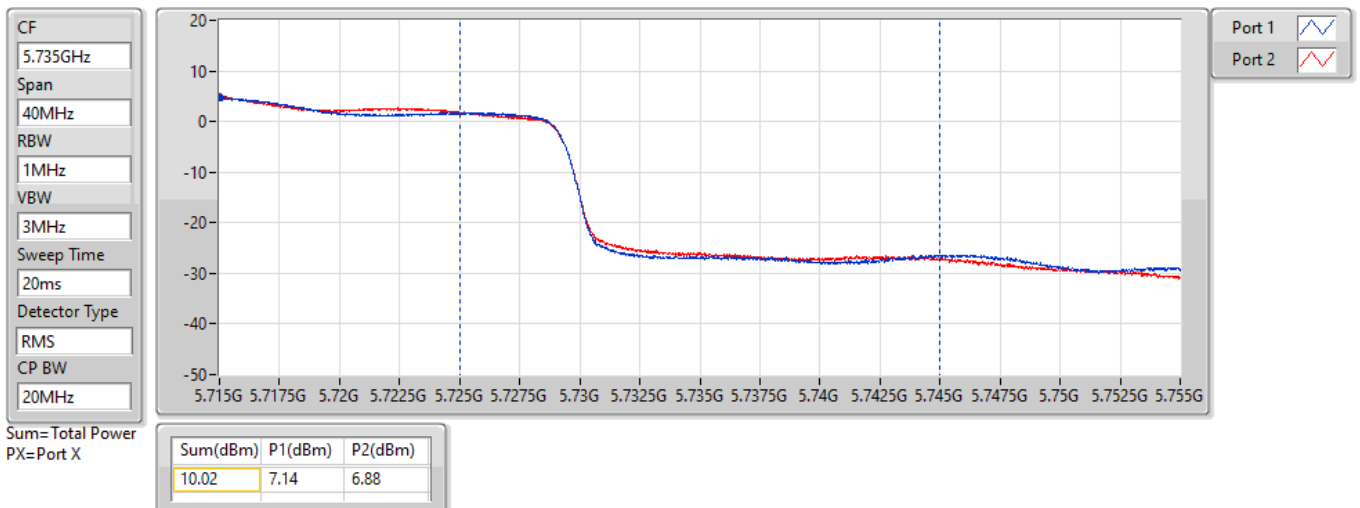


5.725-5.85GHz_802.11ax HEW40_Nss1,(MCS0)_2TX

AV Power

5710MHz Straddle 5.725-5.85GHz_TnomVnom

01/10/2022

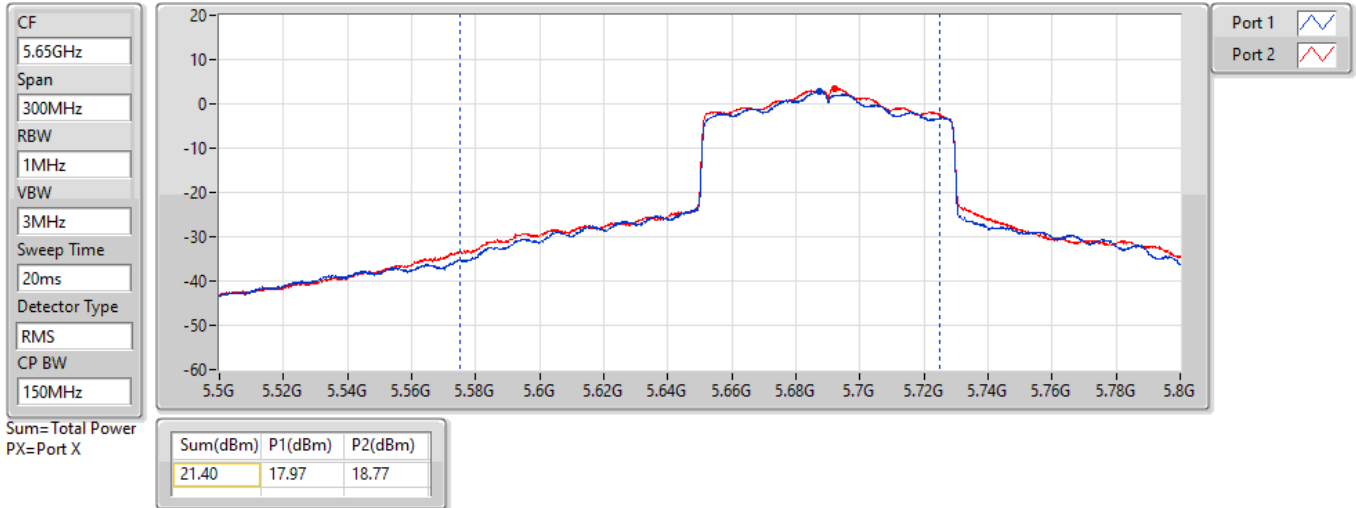


5.47-5.725GHz_802.11ax HEW80_Nss1,(MCS0)_2TX

AV Power

5690MHz Straddle 5.47-5.725GHz_TnomVnom

01/10/2022

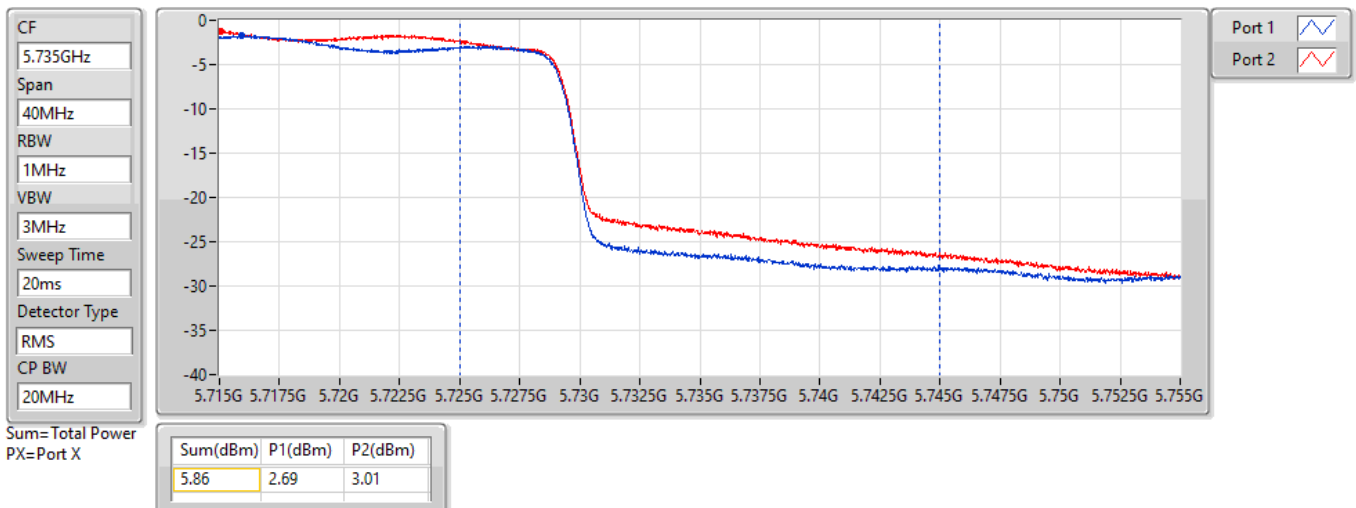


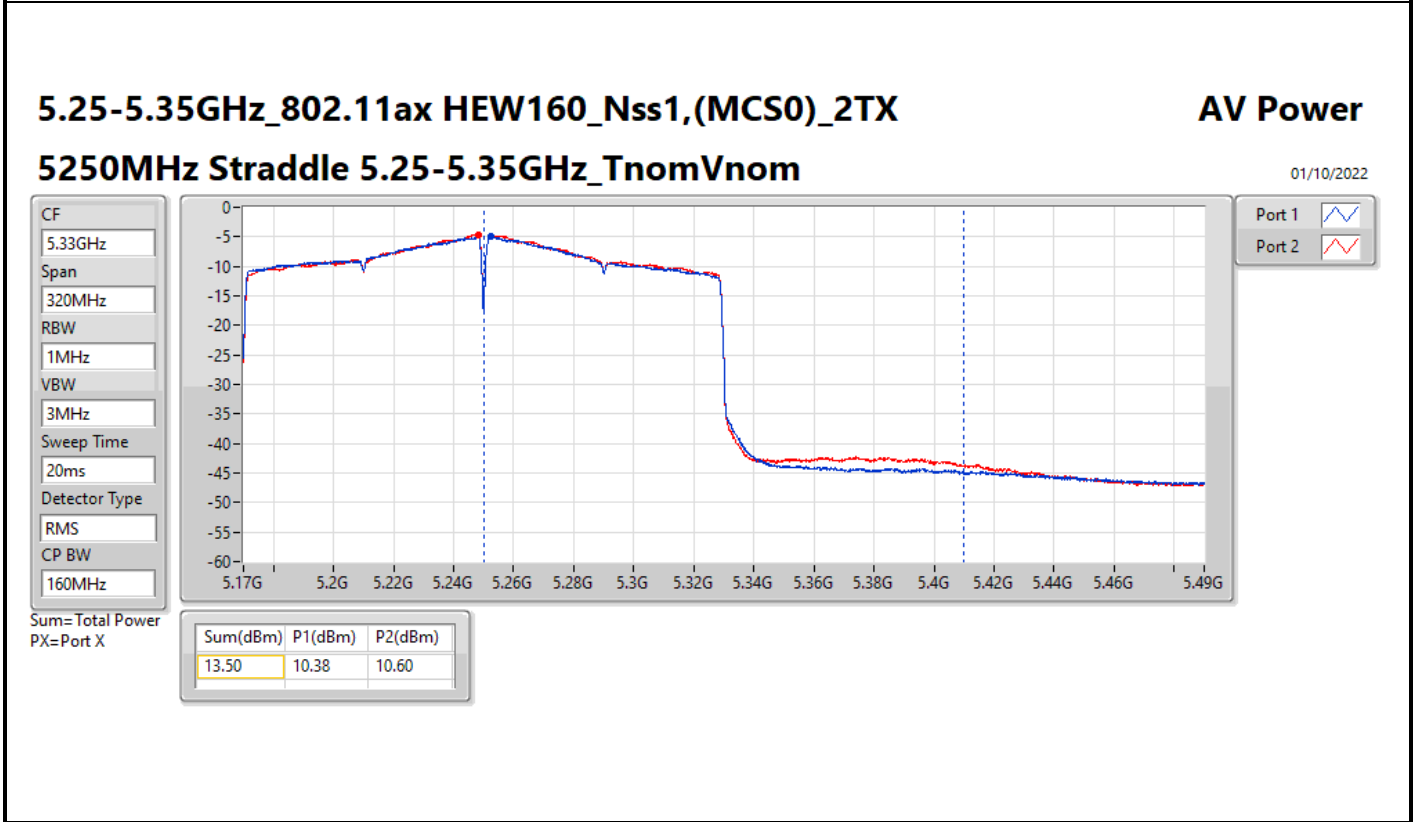
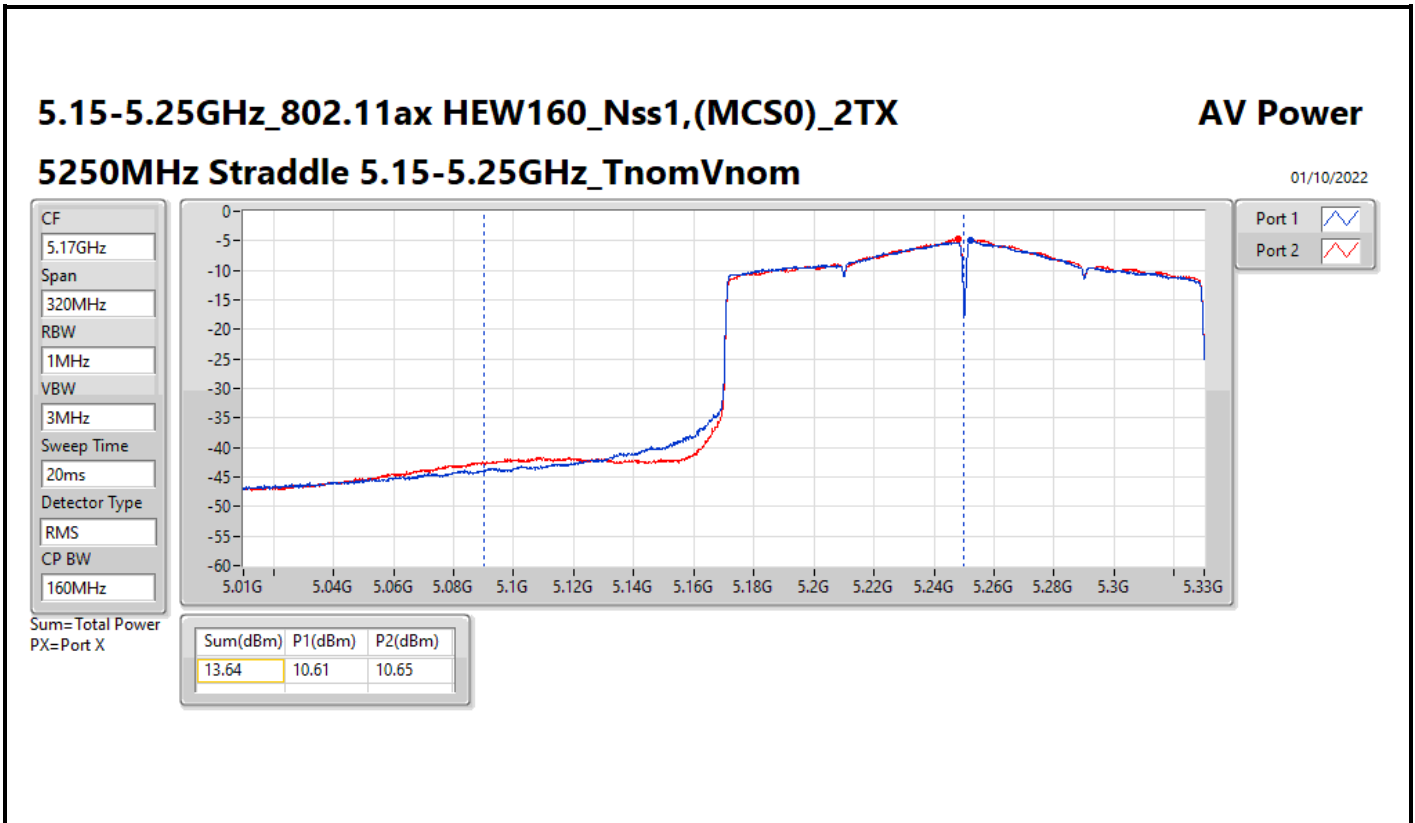
5.725-5.85GHz_802.11ax HEW80_Nss1,(MCS0)_2TX

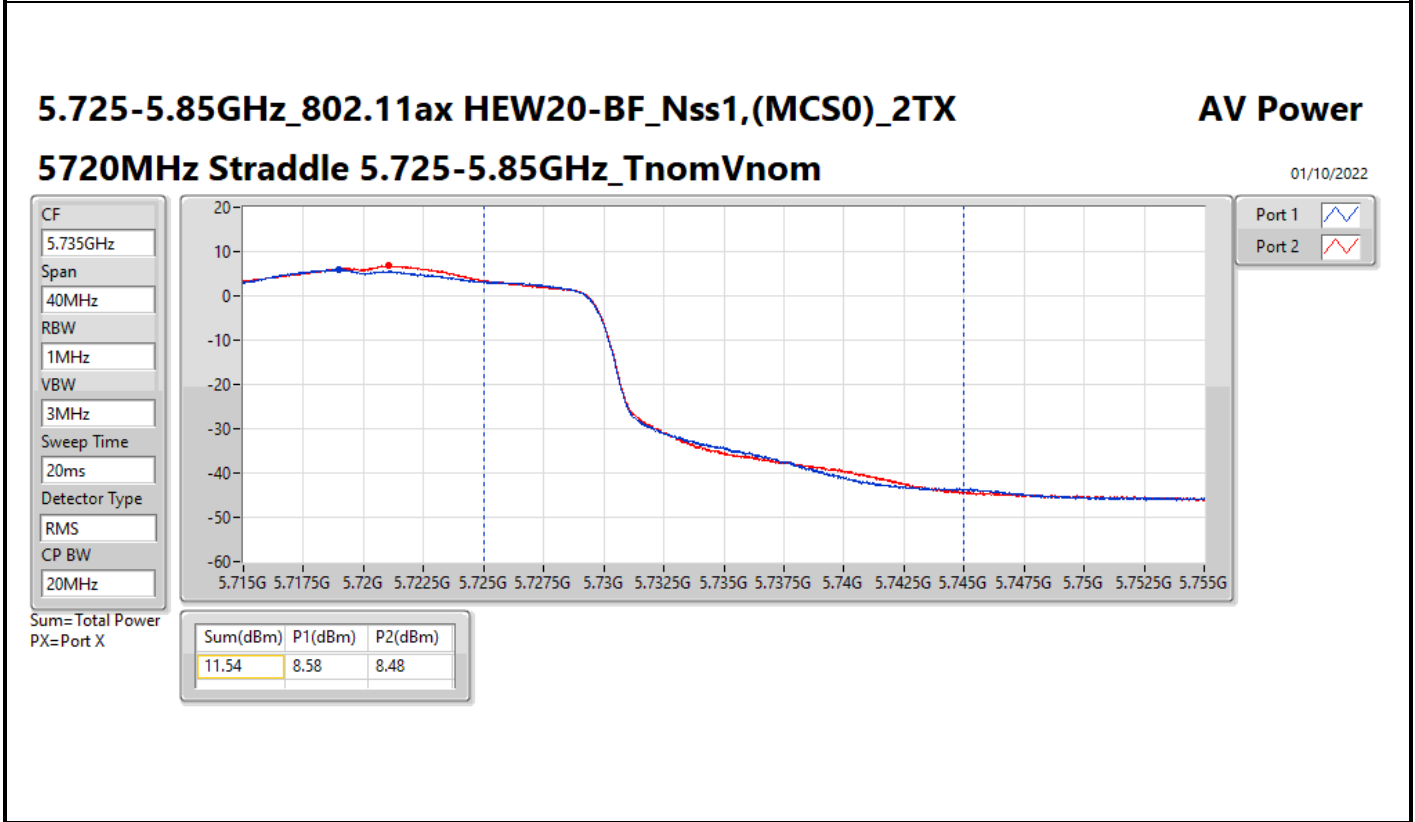
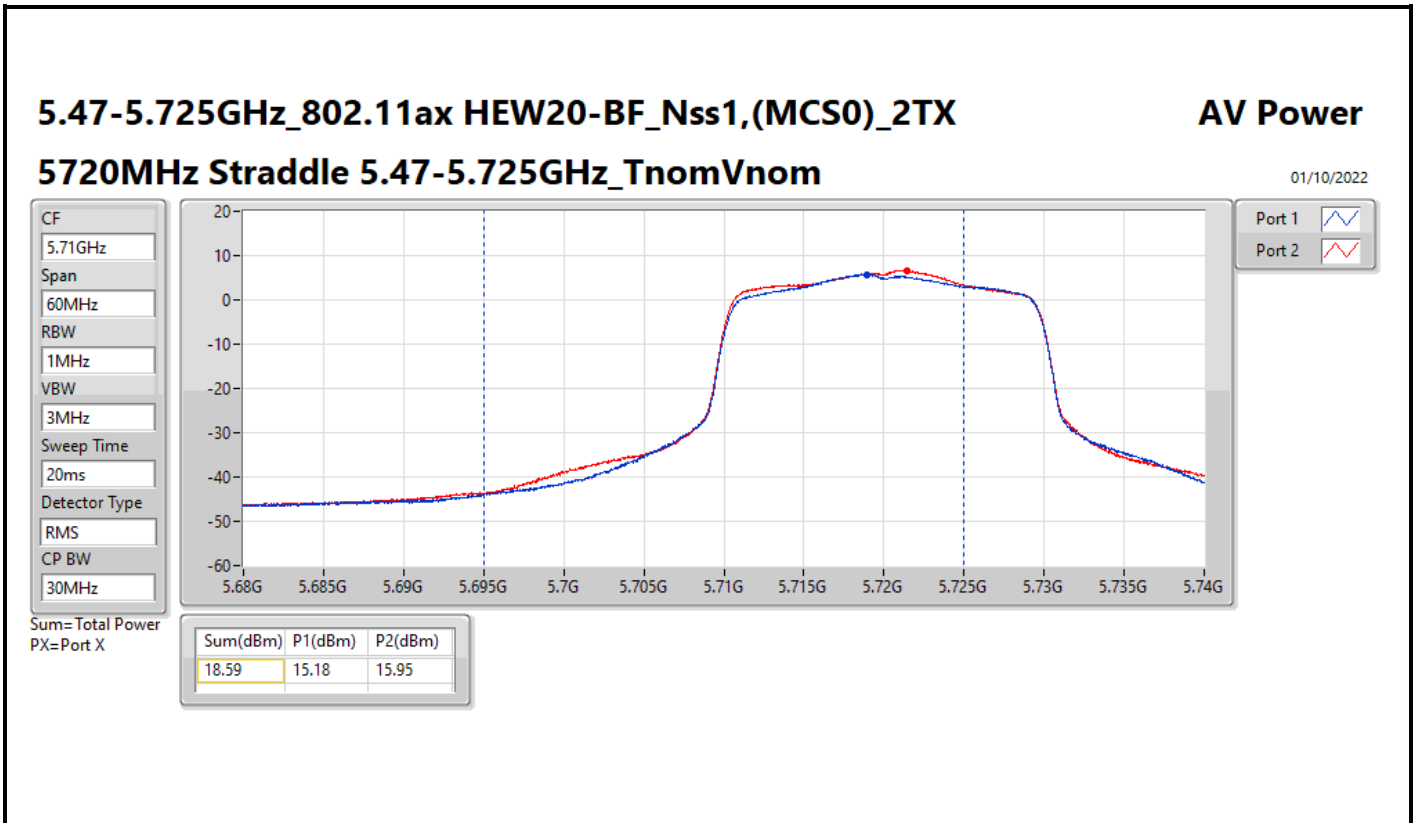
AV Power

5690MHz Straddle 5.725-5.85GHz_TnomVnom

01/10/2022





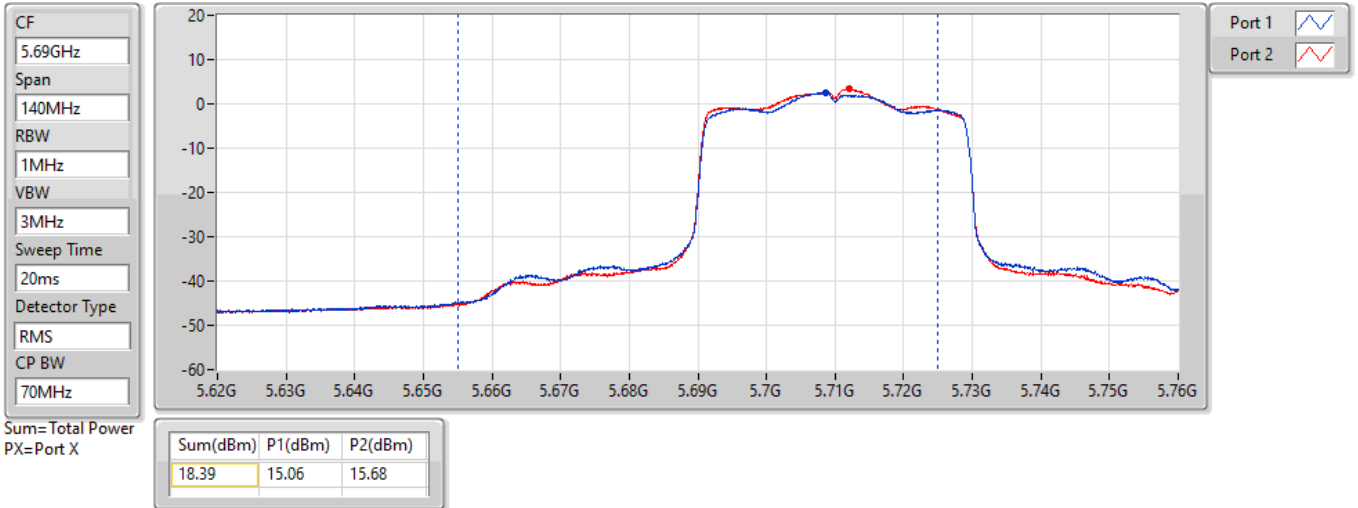


5.47-5.725GHz_802.11ax HEW40-BF_Nss1,(MCS0)_2TX

AV Power

5710MHz Straddle 5.47-5.725GHz_TnomVnom

01/10/2022

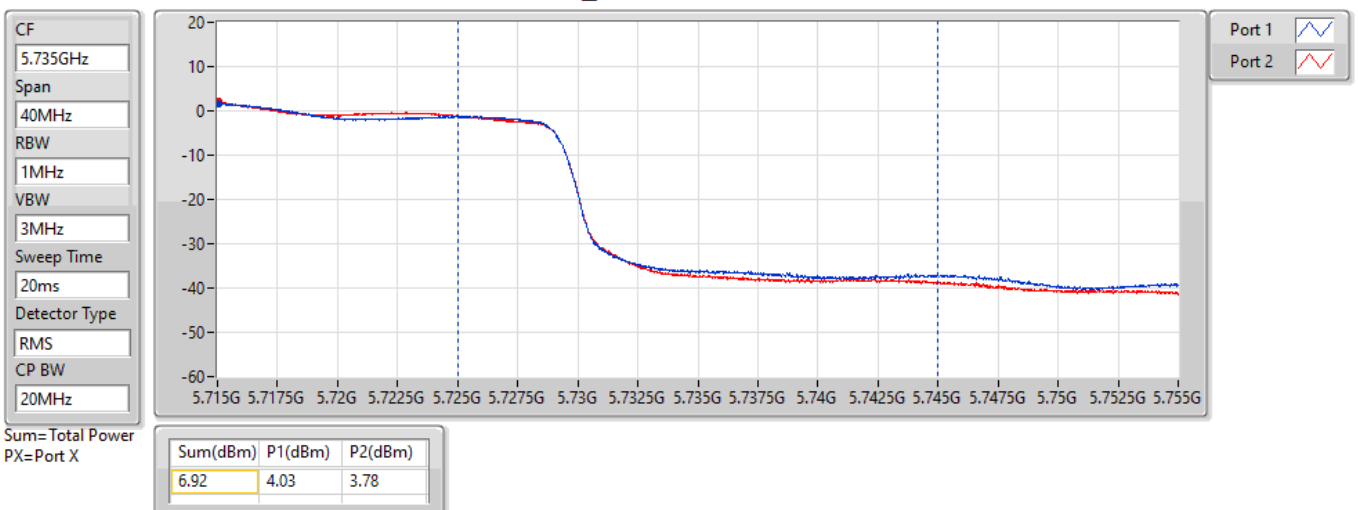


5.725-5.85GHz_802.11ax HEW40-BF_Nss1,(MCS0)_2TX

AV Power

5710MHz Straddle 5.725-5.85GHz_TnomVnom

01/10/2022

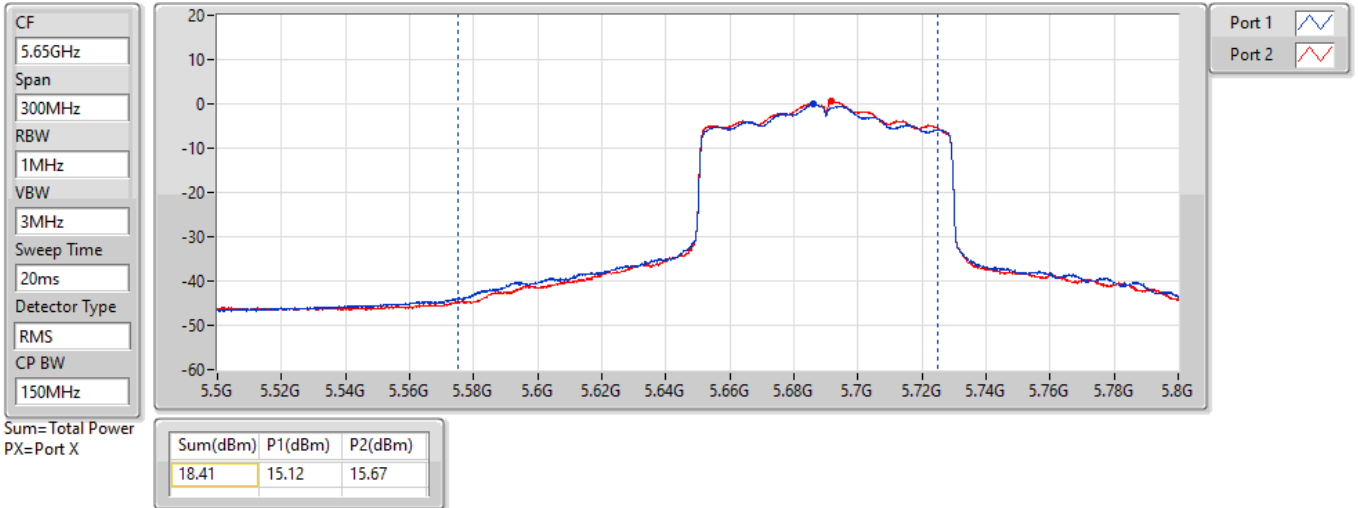


5.47-5.725GHz_802.11ax HEW80-BF_Nss1,(MCS0)_2TX

AV Power

5690MHz Straddle 5.47-5.725GHz_TnomVnom

01/10/2022

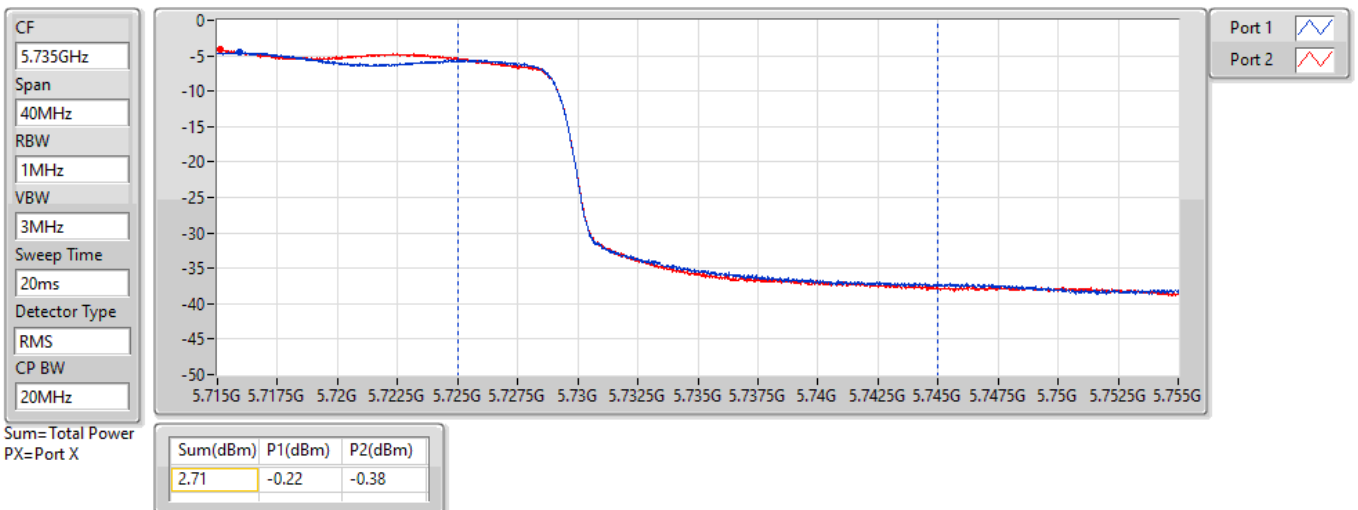


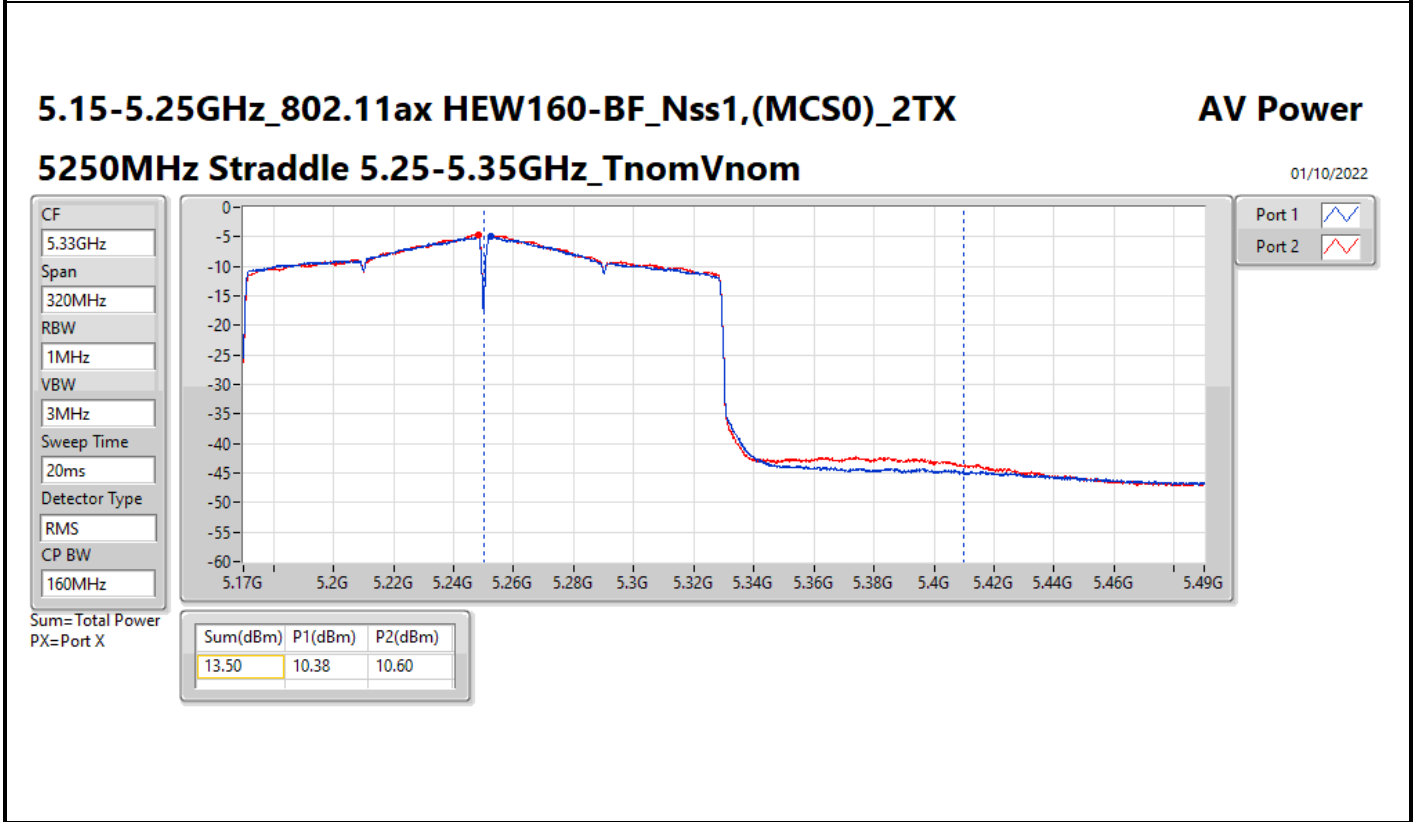
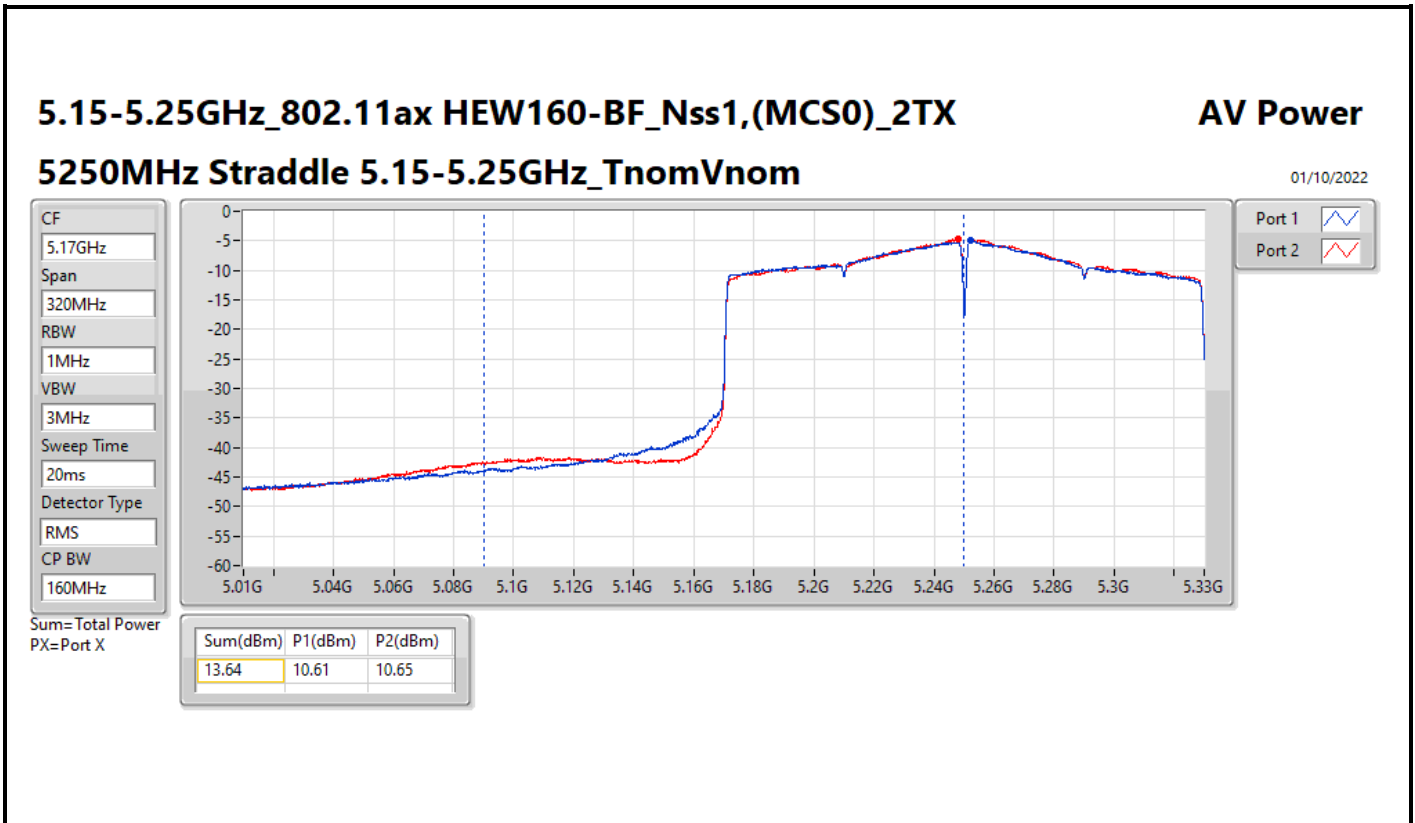
5.725-5.85GHz_802.11ax HEW80-BF_Nss1,(MCS0)_2TX

AV Power

5690MHz Straddle 5.725-5.85GHz_TnomVnom

01/10/2022





Summary

Mode	PD (dBm/RBW)
5.15-5.25GHz	-
802.11ax HEW160_Nss1,(MCS0)_2TX	-3.48
5.25-5.35GHz	-
802.11a_Nss1,(6Mbps)_2TX	8.81
802.11ax HEW20_Nss1,(MCS0)_2TX	8.48
802.11ax HEW40_Nss1,(MCS0)_2TX	7.82
802.11ax HEW80_Nss1,(MCS0)_2TX	0.68
802.11ax HEW160_Nss1,(MCS0)_2TX	-3.45
5.47-5.725GHz	-
802.11a_Nss1,(6Mbps)_2TX	8.47
802.11ax HEW20_Nss1,(MCS0)_2TX	8.70
802.11ax HEW40_Nss1,(MCS0)_2TX	7.61
802.11ax HEW80_Nss1,(MCS0)_2TX	4.29
802.11ax HEW160_Nss1,(MCS0)_2TX	-2.32
5.725-5.85GHz	-
802.11a_Nss1,(6Mbps)_2TX	3.25
802.11ax HEW20_Nss1,(MCS0)_2TX	4.18
802.11ax HEW40_Nss1,(MCS0)_2TX	1.75
802.11ax HEW80_Nss1,(MCS0)_2TX	-2.68

RBW = 500kHz for 5.725-5.85GHz band / 1MHz for other band;

Result

Mode	Result	DG (dBi)	Port 1 (dBm/RBW)	Port 2 (dBm/RBW)	PD (dBm/RBW)	PD Limit (dBm/RBW)
802.11a_Nss1,(6Mbps)_2TX	-	-	-	-	-	-
5260MHz	Pass	8.17	5.64	6.26	8.81	8.83
5300MHz	Pass	8.17	5.66	5.99	8.67	8.83
5320MHz	Pass	8.17	5.55	6.04	8.63	8.83
5500MHz	Pass	8.17	5.19	5.79	8.47	8.83
5580MHz	Pass	8.17	5.10	5.59	8.36	8.83
5700MHz	Pass	8.17	5.26	6.00	8.37	8.83
5720MHz Straddle 5.47-5.725GHz	Pass	8.17	5.20	6.01	8.38	8.83
5720MHz Straddle 5.725-5.85GHz	Pass	8.17	-0.10	0.72	3.25	27.83
802.11ax HEW20_Nss1,(MCS0)_2TX	-	-	-	-	-	-
5260MHz	Pass	8.17	5.19	5.79	8.40	8.83
5300MHz	Pass	8.17	5.42	5.70	8.48	8.83
5320MHz	Pass	8.17	5.37	5.63	8.46	8.83
5500MHz	Pass	8.17	5.25	6.14	8.70	8.83
5580MHz	Pass	8.17	5.21	5.86	8.52	8.83
5700MHz	Pass	8.17	5.27	6.13	8.51	8.83
5720MHz Straddle 5.47-5.725GHz	Pass	8.17	5.29	6.16	8.54	8.83
5720MHz Straddle 5.725-5.85GHz	Pass	8.17	1.09	1.35	4.18	27.83
802.11ax HEW40_Nss1,(MCS0)_2TX	-	-	-	-	-	-
5270MHz	Pass	8.17	4.48	5.25	7.82	8.83
5310MHz	Pass	8.17	0.77	0.94	3.80	8.83
5510MHz	Pass	8.17	1.11	1.86	4.47	8.83
5550MHz	Pass	8.17	4.11	5.16	7.61	8.83
5670MHz	Pass	8.17	3.00	3.74	6.24	8.83
5710MHz Straddle 5.47-5.725GHz	Pass	8.17	4.12	4.91	7.30	8.83
5710MHz Straddle 5.725-5.85GHz	Pass	8.17	-1.35	-1.17	1.75	27.83
802.11ax HEW80_Nss1,(MCS0)_2TX	-	-	-	-	-	-
5290MHz	Pass	8.17	-2.49	-2.07	0.68	8.83
5530MHz	Pass	8.17	-2.05	-1.49	1.24	8.83
5610MHz	Pass	8.17	0.17	0.80	3.39	8.83
5690MHz Straddle 5.47-5.725GHz	Pass	8.17	1.17	2.00	4.29	8.83
5690MHz Straddle 5.725-5.85GHz	Pass	8.17	-5.92	-5.34	-2.68	27.83
802.11ax HEW160_Nss1,(MCS0)_2TX	-	-	-	-	-	-
5250MHz Straddle 5.15-5.25GHz	Pass	8.17	-6.74	-6.20	-3.48	14.83
5250MHz Straddle 5.25-5.35GHz	Pass	8.17	-6.42	-6.37	-3.45	8.83
5570MHz	Pass	8.17	-5.42	-4.73	-2.32	8.83

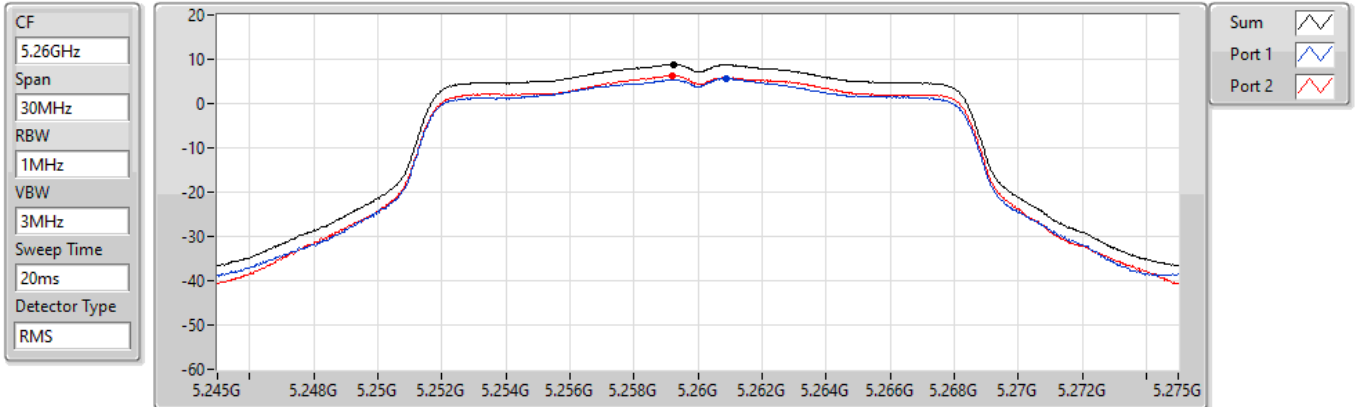
DG = Directional Gain; RBW = 500kHz for 5.725-5.85GHz band / 1MHz for other band;
 PD = trace bin-by-bin of each transmit port summing can be performed maximum power density; Port X = Port X Power Density;

5.25-5.35GHz_802.11a_Nss1,(6Mbps)_2TX

PSD

5260MHz

01/10/2022



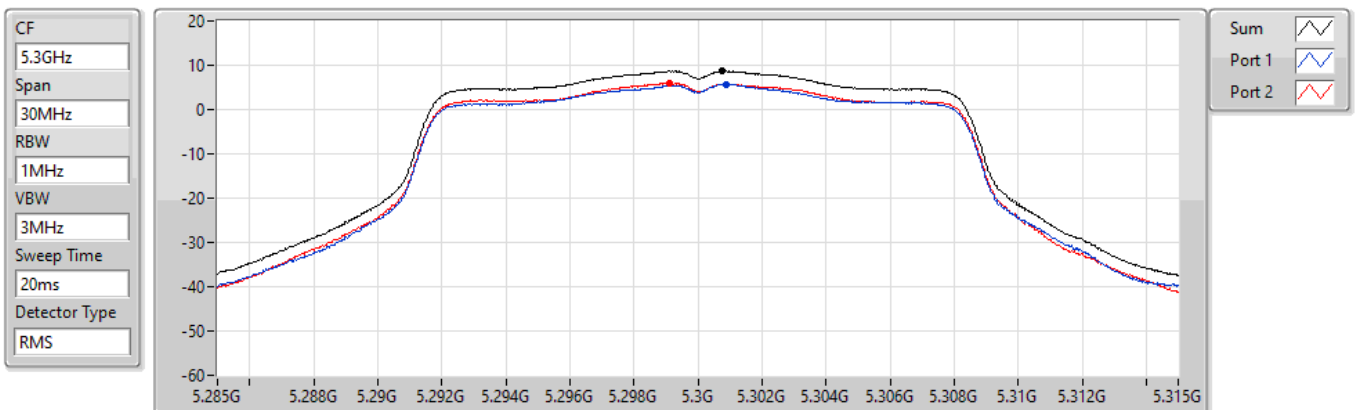
Sum	PD	Port 1	Port 2
(dBm/RBW)	(dBm/RBW)	(dBm/RBW)	(dBm/RBW)
8.81	8.81	5.64	6.26

5.25-5.35GHz_802.11a_Nss1,(6Mbps)_2TX

PSD

5300MHz

01/10/2022



Sum	PD	Port 1	Port 2
(dBm/RBW)	(dBm/RBW)	(dBm/RBW)	(dBm/RBW)
8.67	8.67	5.66	5.99

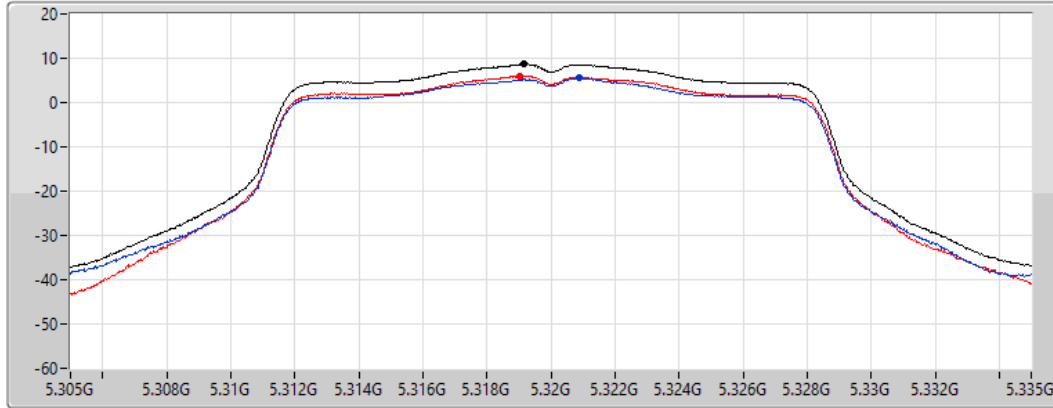
5.25-5.35GHz_802.11a_Nss1,(6Mbps)_2TX

PSD

5320MHz

01/10/2022

CF
5.32GHz
Span
30MHz
RBW
1MHz
VBW
3MHz
Sweep Time
20ms
Detector Type
RMS



Sum
Port 1
Port 2

Sum	PD	Port 1	Port 2
(dBm/RBW)	(dBm/RBW)	(dBm/RBW)	(dBm/RBW)
8.63	8.63	5.55	6.04

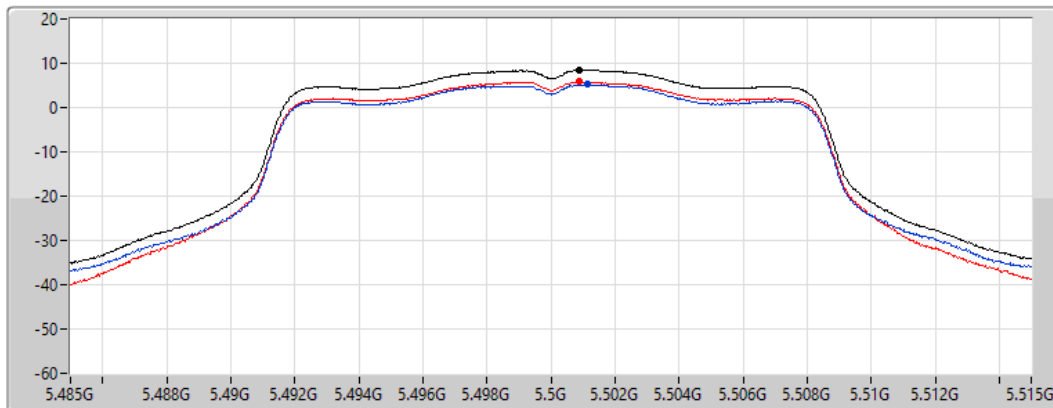
5.47-5.725GHz_802.11a_Nss1,(6Mbps)_2TX

PSD

5500MHz

01/10/2022

CF
5.5GHz
Span
30MHz
RBW
1MHz
VBW
3MHz
Sweep Time
20ms
Detector Type
RMS



Sum
Port 1
Port 2

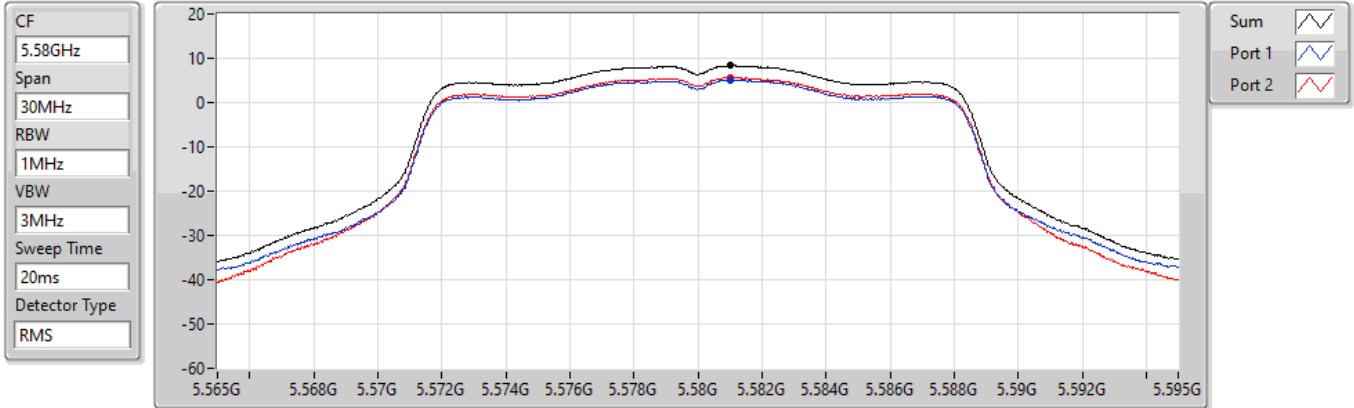
Sum	PD	Port 1	Port 2
(dBm/RBW)	(dBm/RBW)	(dBm/RBW)	(dBm/RBW)
8.47	8.47	5.19	5.79

5.47-5.725GHz_802.11a_Nss1,(6Mbps)_2TX

PSD

5580MHz

01/10/2022



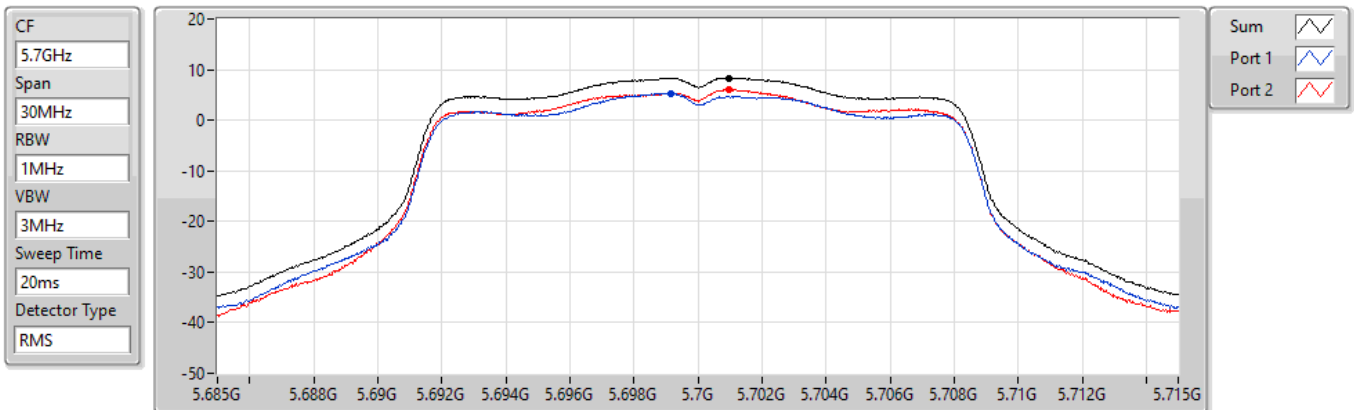
Sum	PD	Port 1	Port 2
(dBm/RBW)	(dBm/RBW)	(dBm/RBW)	(dBm/RBW)
8.36	8.36	5.10	5.59

5.47-5.725GHz_802.11a_Nss1,(6Mbps)_2TX

PSD

5700MHz

01/10/2022



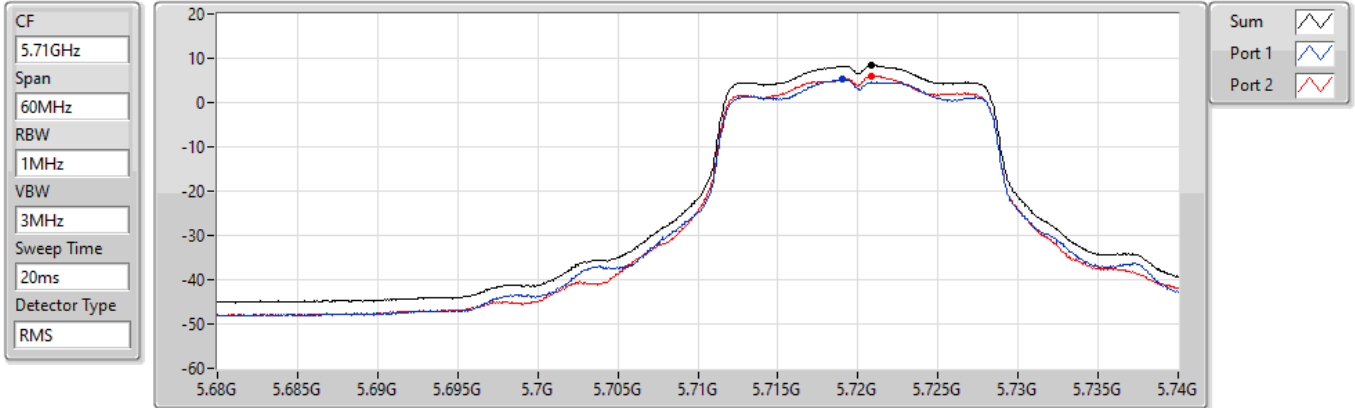
Sum	PD	Port 1	Port 2
(dBm/RBW)	(dBm/RBW)	(dBm/RBW)	(dBm/RBW)
8.37	8.37	5.26	6.00

5.47-5.725GHz_802.11a_Nss1,(6Mbps)_2TX

PSD

5720MHz Straddle 5.47-5.725GHz

01/10/2022



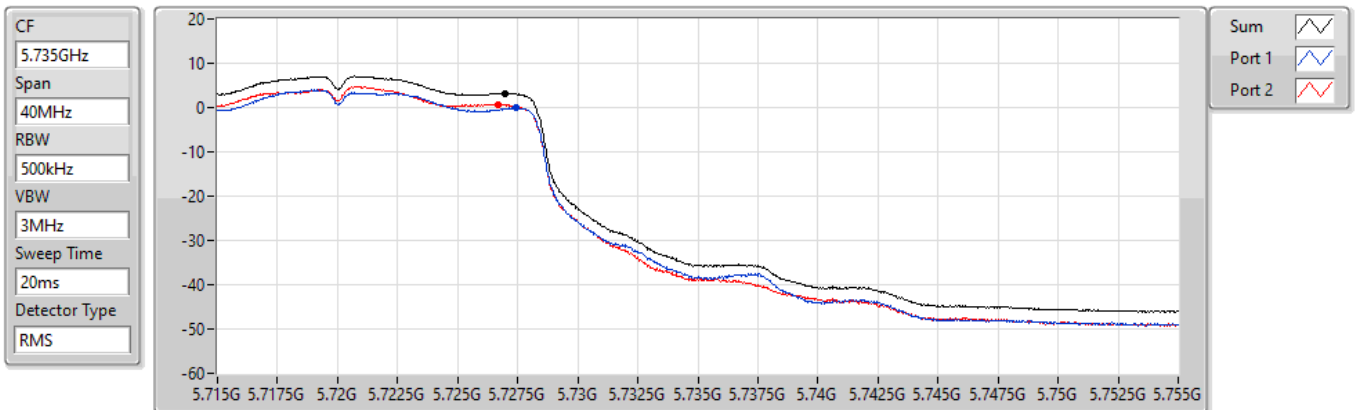
Sum	PD	Port 1	Port 2
(dBm/1MHz)	(dBm/1MHz)	(dBm/1MHz)	(dBm/1MHz)
8.38	8.38	5.20	6.01

5.725-5.85GHz_802.11a_Nss1,(6Mbps)_2TX

PSD

5720MHz Straddle 5.725-5.85GHz

01/10/2022



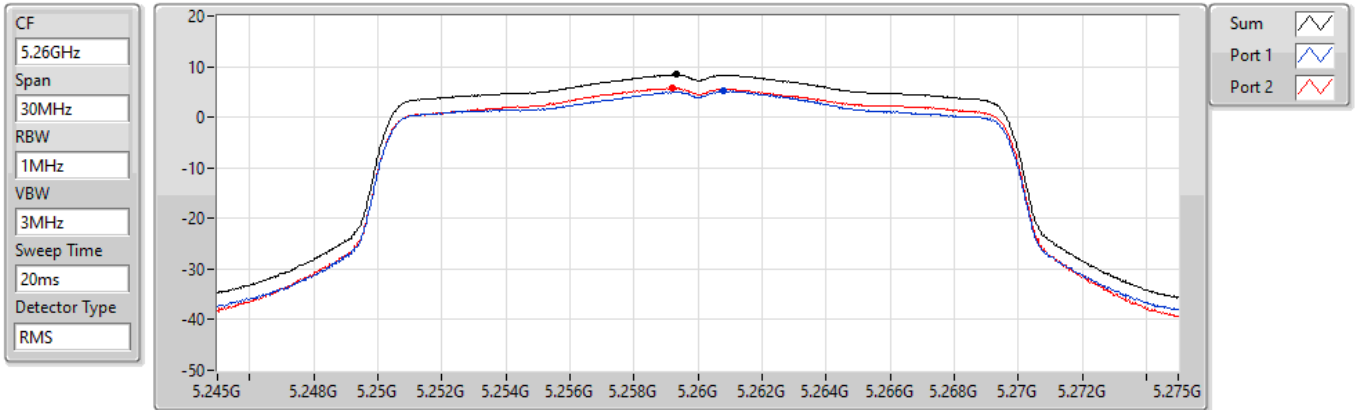
Sum	PD	Port 1	Port 2
(dBm/1MHz)	(dBm/1MHz)	(dBm/1MHz)	(dBm/1MHz)
3.25	3.25	-0.10	0.72

5.25-5.35GHz_802.11ax HEW20_Nss1,(MCS0)_2TX

PSD

5260MHz

01/10/2022



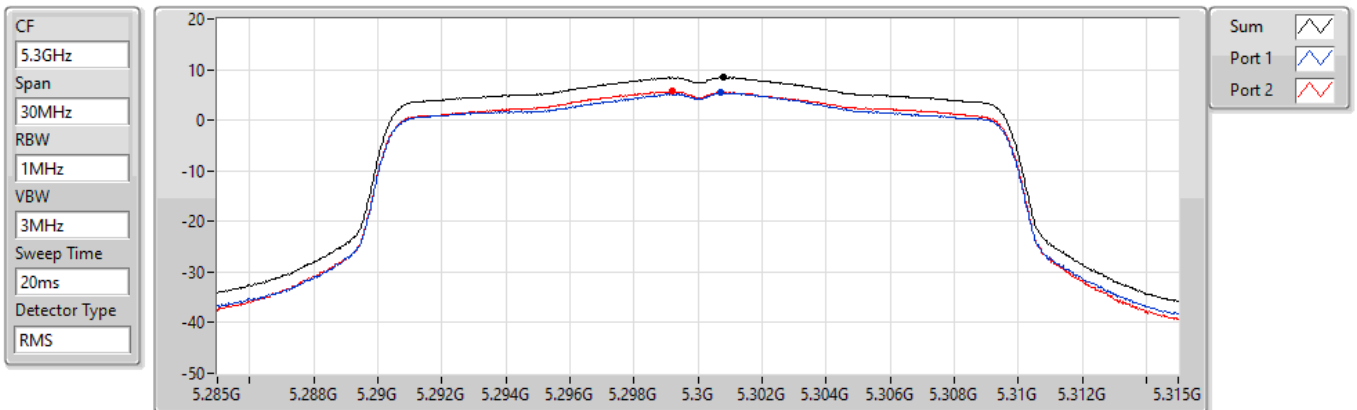
Sum	PD	Port 1	Port 2
(dBm/RBW)	(dBm/RBW)	(dBm/RBW)	(dBm/RBW)
8.40	8.40	5.19	5.79

5.25-5.35GHz_802.11ax HEW20_Nss1,(MCS0)_2TX

PSD

5300MHz

01/10/2022



Sum	PD	Port 1	Port 2
(dBm/RBW)	(dBm/RBW)	(dBm/RBW)	(dBm/RBW)
8.48	8.48	5.42	5.70

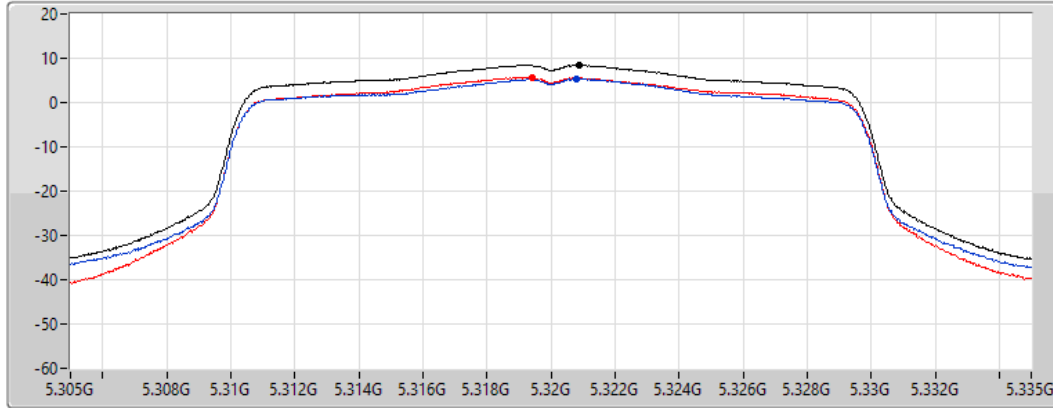
5.25-5.35GHz_802.11ax HEW20_Nss1,(MCS0)_2TX




PSD

5320MHz

01/10/2022

CF
5.32GHz
Span
30MHz
RBW
1MHz
VBW
3MHz
Sweep Time
20ms
Detector Type
RMS



Sum 
Port 1 
Port 2 

Sum	PD	Port 1	Port 2
(dBm/RBW)	(dBm/RBW)	(dBm/RBW)	(dBm/RBW)
8.46	8.46	5.37	5.63

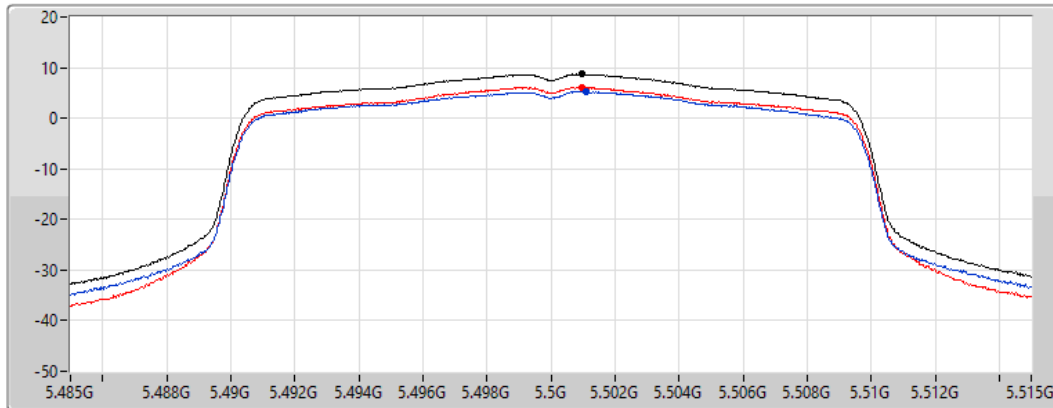
5.47-5.725GHz_802.11ax HEW20_Nss1,(MCS0)_2TX




PSD

5500MHz

01/10/2022

CF
5.5GHz
Span
30MHz
RBW
1MHz
VBW
3MHz
Sweep Time
20ms
Detector Type
RMS



Sum 
Port 1 
Port 2 

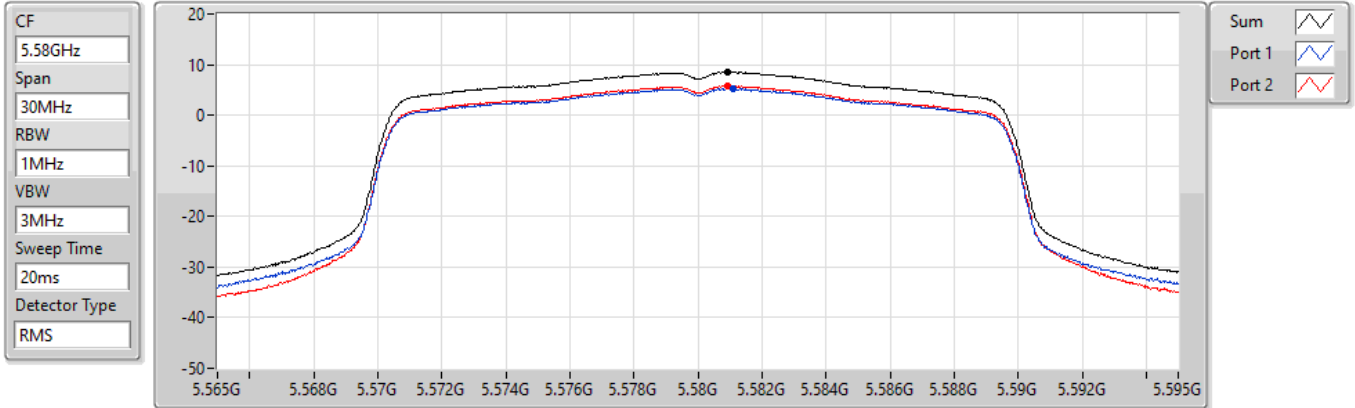
Sum	PD	Port 1	Port 2
(dBm/RBW)	(dBm/RBW)	(dBm/RBW)	(dBm/RBW)
8.70	8.70	5.25	6.14

5.47-5.725GHz_802.11ax HEW20_Nss1,(MCS0)_2TX

PSD

5580MHz

01/10/2022



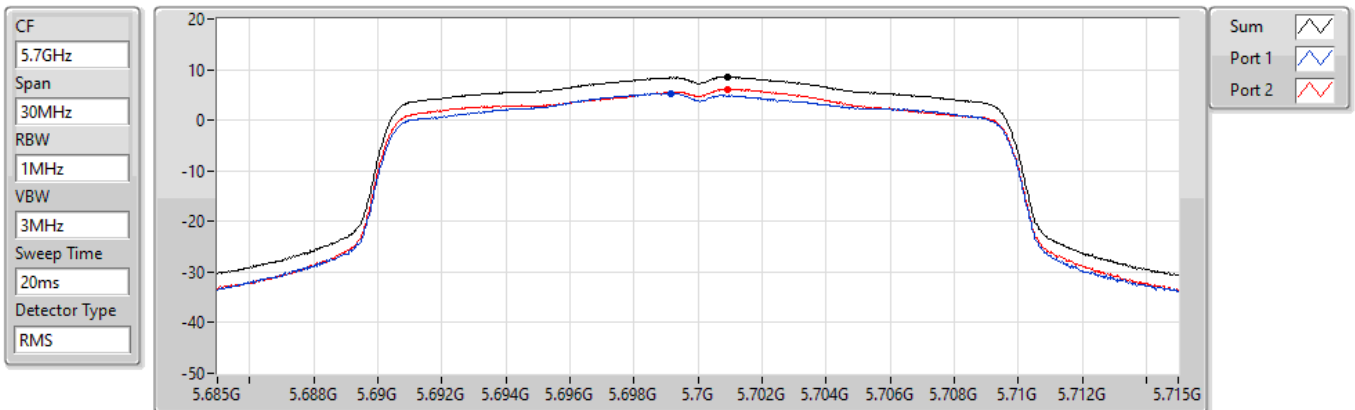
Sum	PD	Port 1	Port 2
(dBm/RBW)	(dBm/RBW)	(dBm/RBW)	(dBm/RBW)
8.52	8.52	5.21	5.86

5.47-5.725GHz_802.11ax HEW20_Nss1,(MCS0)_2TX

PSD

5700MHz

01/10/2022



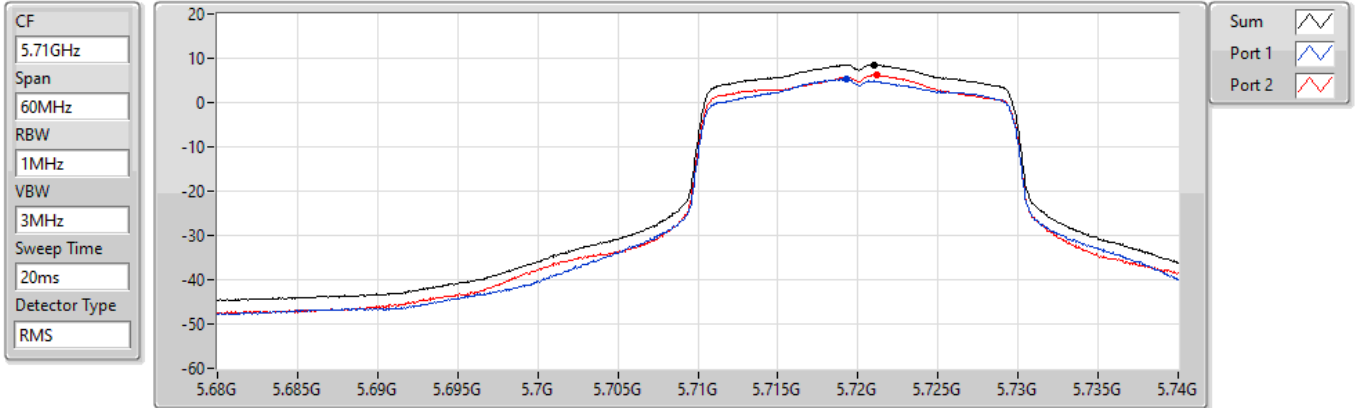
Sum	PD	Port 1	Port 2
(dBm/RBW)	(dBm/RBW)	(dBm/RBW)	(dBm/RBW)
8.51	8.51	5.27	6.13

5.47-5.725GHz_802.11ax HEW20_Nss1,(MCS0)_2TX

PSD

5720MHz Straddle 5.47-5.725GHz

01/10/2022

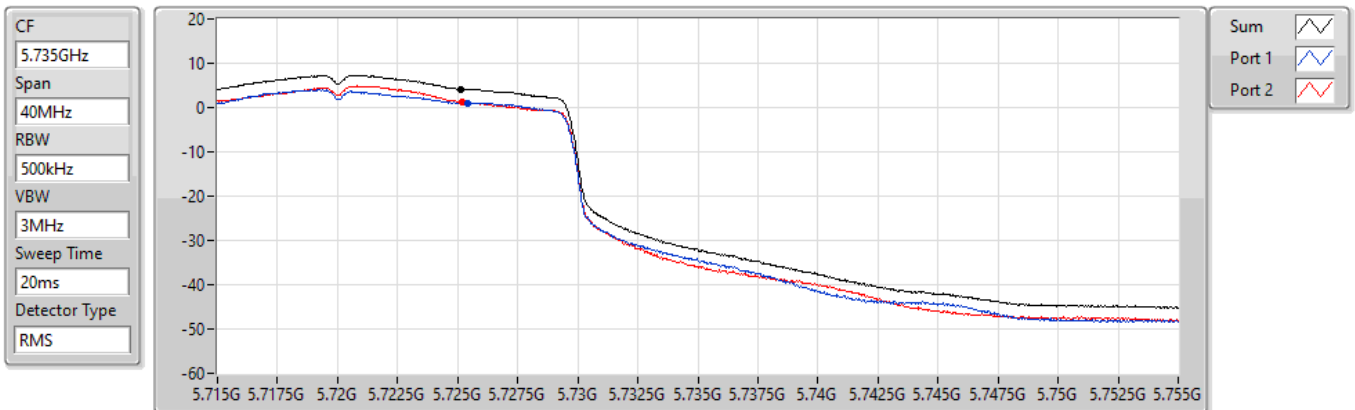


5.725-5.85GHz_802.11ax HEW20_Nss1,(MCS0)_2TX

PSD

5720MHz Straddle 5.725-5.85GHz

01/10/2022



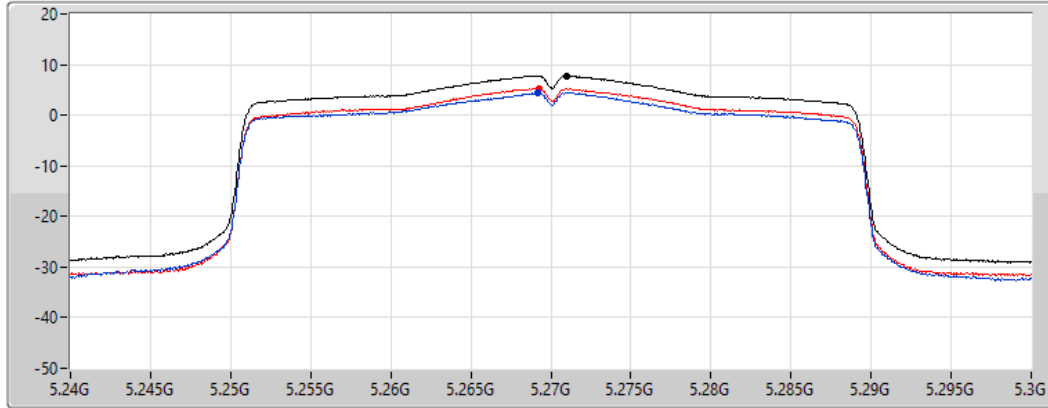
5.25-5.35GHz_802.11ax HEW40_Nss1,(MCS0)_2TX

PSD

5270MHz

01/10/2022

CF
5.27GHz
Span
60MHz
RBW
1MHz
VBW
3MHz
Sweep Time
20ms
Detector Type
RMS



Sum
Port 1
Port 2

Sum	PD	Port 1	Port 2
(dBm/RBW)	(dBm/RBW)	(dBm/RBW)	(dBm/RBW)
7.82	7.82	4.48	5.25

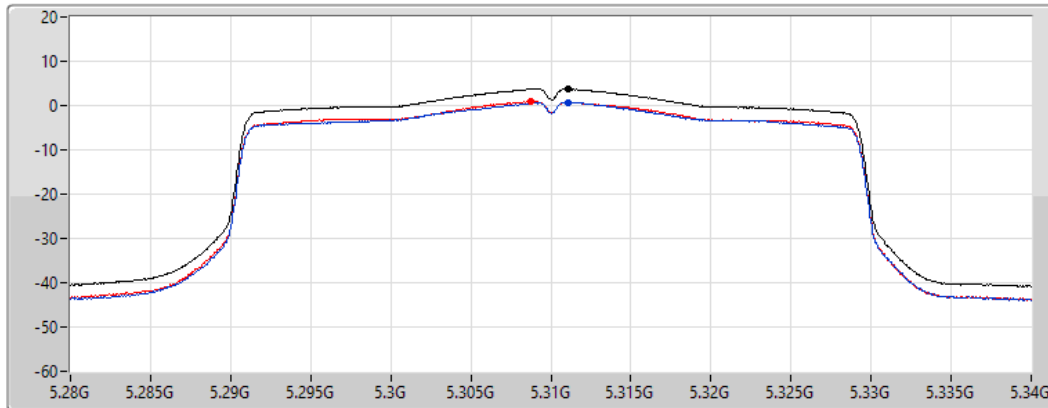
5.25-5.35GHz_802.11ax HEW40_Nss1,(MCS0)_2TX

PSD

5310MHz

01/10/2022

CF
5.31GHz
Span
60MHz
RBW
1MHz
VBW
3MHz
Sweep Time
20ms
Detector Type
RMS



Sum
Port 1
Port 2

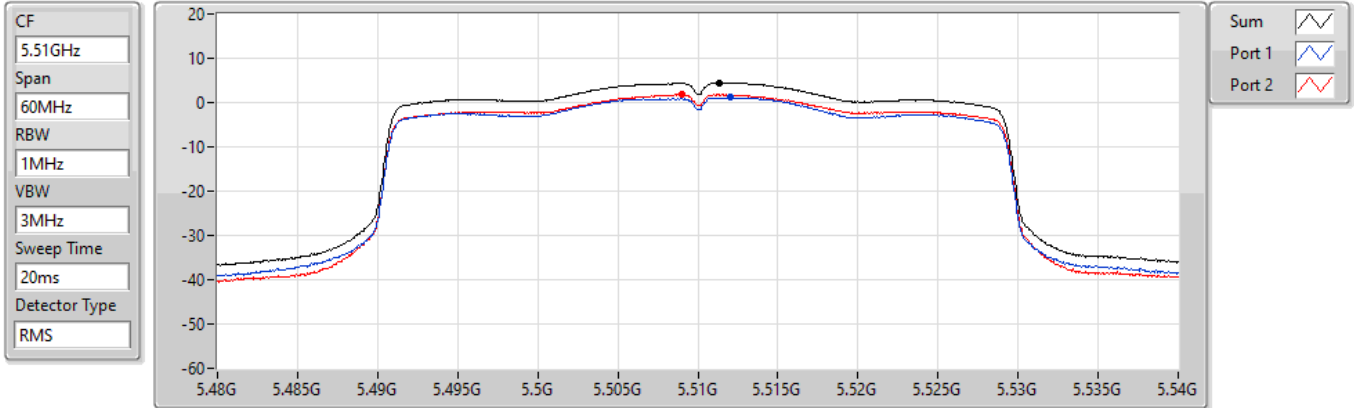
Sum	PD	Port 1	Port 2
(dBm/RBW)	(dBm/RBW)	(dBm/RBW)	(dBm/RBW)
3.80	3.80	0.77	0.94

5.47-5.725GHz_802.11ax HEW40_Nss1,(MCS0)_2TX

PSD

5510MHz

01/10/2022



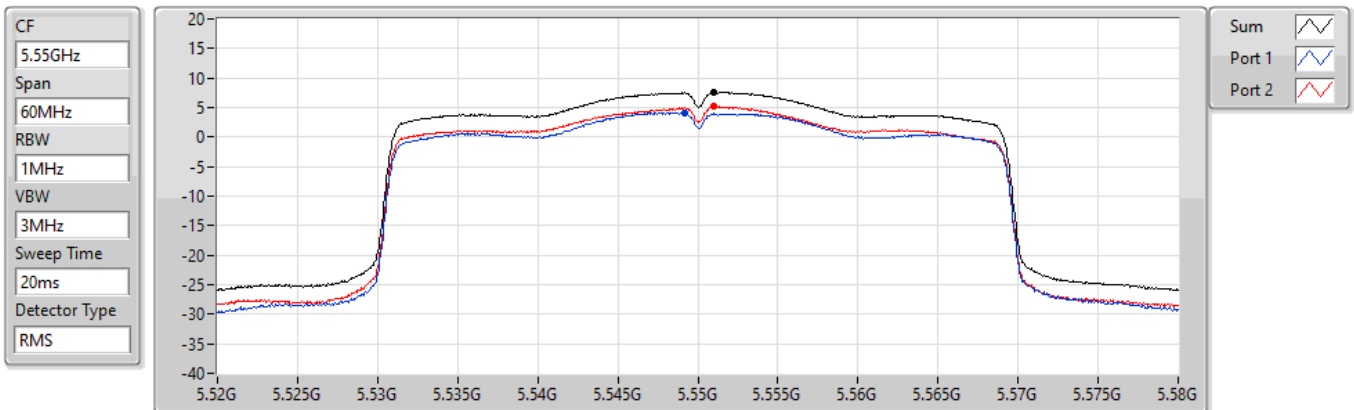
Sum	PD	Port 1	Port 2
(dBm/RBW)	(dBm/RBW)	(dBm/RBW)	(dBm/RBW)
4.47	4.47	1.11	1.86

5.47-5.725GHz_802.11ax HEW40_Nss1,(MCS0)_2TX

PSD

5550MHz

01/10/2022



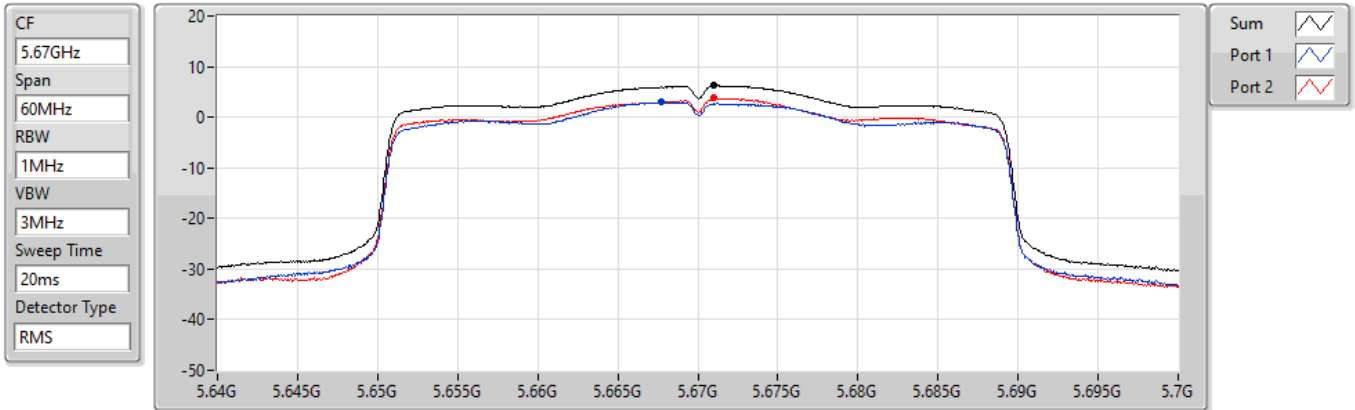
Sum	PD	Port 1	Port 2
(dBm/RBW)	(dBm/RBW)	(dBm/RBW)	(dBm/RBW)
7.61	7.61	4.11	5.16

5.47-5.725GHz_802.11ax HEW40_Nss1,(MCS0)_2TX

PSD

5670MHz

01/10/2022



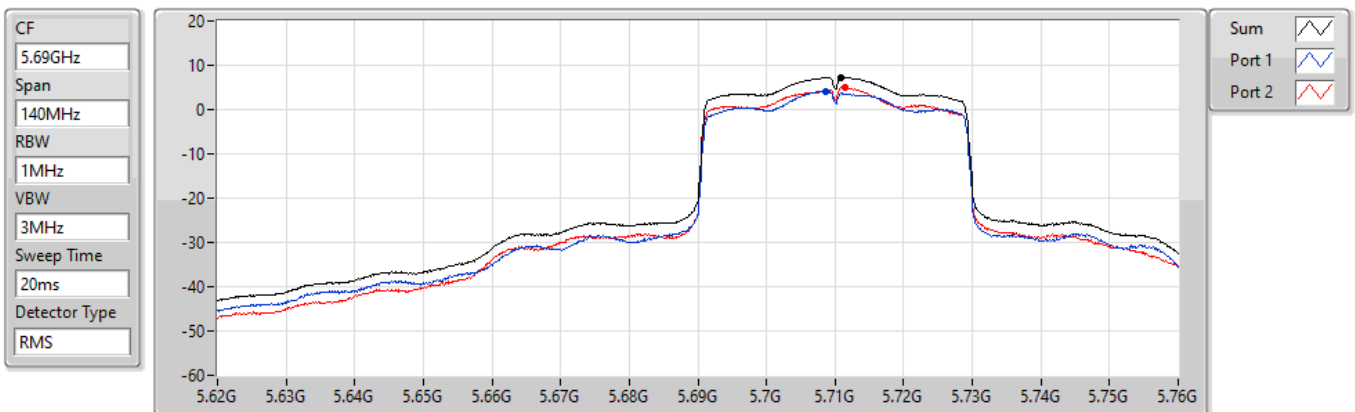
Sum	PD	Port 1	Port 2
(dBm/RBW)	(dBm/RBW)	(dBm/RBW)	(dBm/RBW)
6.24	6.24	3.00	3.74

5.47-5.725GHz_802.11ax HEW40_Nss1,(MCS0)_2TX

PSD

5710MHz Straddle 5.47-5.725GHz

01/10/2022



Sum	PD	Port 1	Port 2
(dBm/RBW)	(dBm/RBW)	(dBm/RBW)	(dBm/RBW)
7.30	7.30	4.12	4.91

5.725-5.85GHz_802.11ax HEW40_Nss1,(MCS0)_2TX

PSD

5710MHz Straddle 5.725-5.85GHz

01/10/2022

CF
5.735GHz

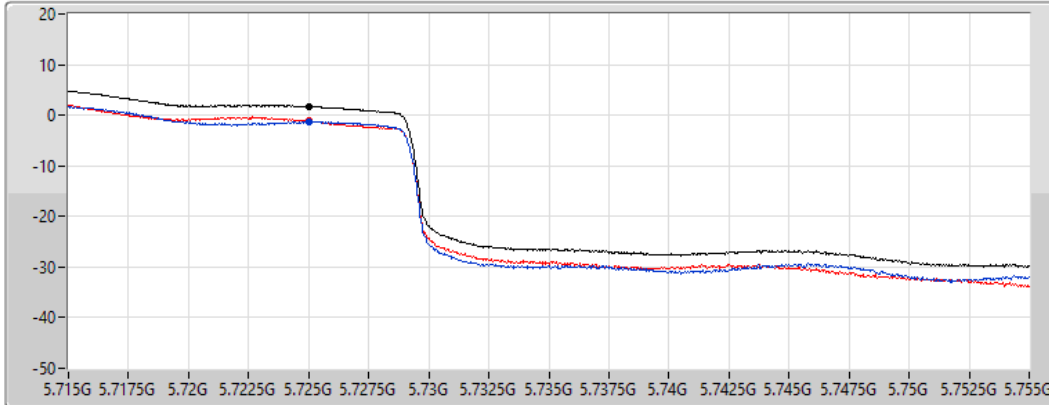
Span
40MHz


RBW
500kHz


VBW
3MHz


Sweep Time
20ms

Detector Type
RMS



Sum 

Port 1 

Port 2 

Sum	PD	Port 1	Port 2
(dBm/RBW)	(dBm/RBW)	(dBm/RBW)	(dBm/RBW)
1.75	1.75	-1.35	-1.17

5.25-5.35GHz_802.11ax HEW80_Nss1,(MCS0)_2TX

PSD

5290MHz

01/10/2022

CF
5.29GHz

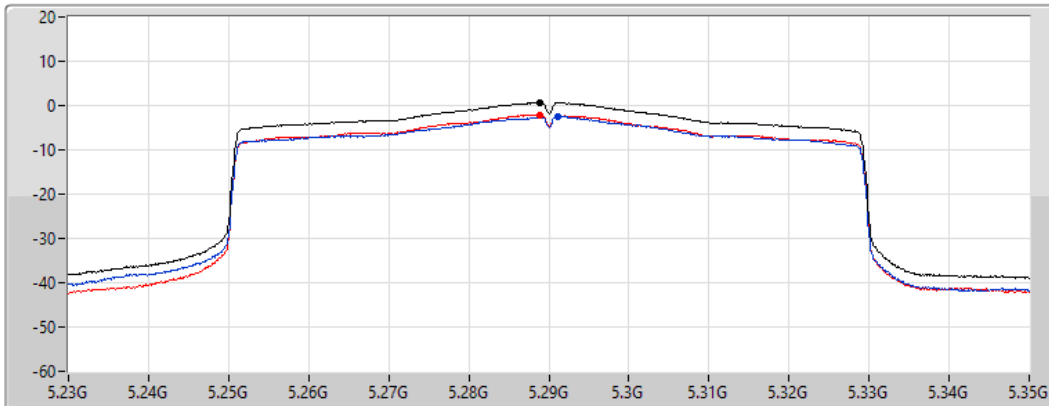
Span
120MHz


RBW
1MHz


VBW
3MHz


Sweep Time
20ms

Detector Type
RMS



Sum 

Port 1 

Port 2 

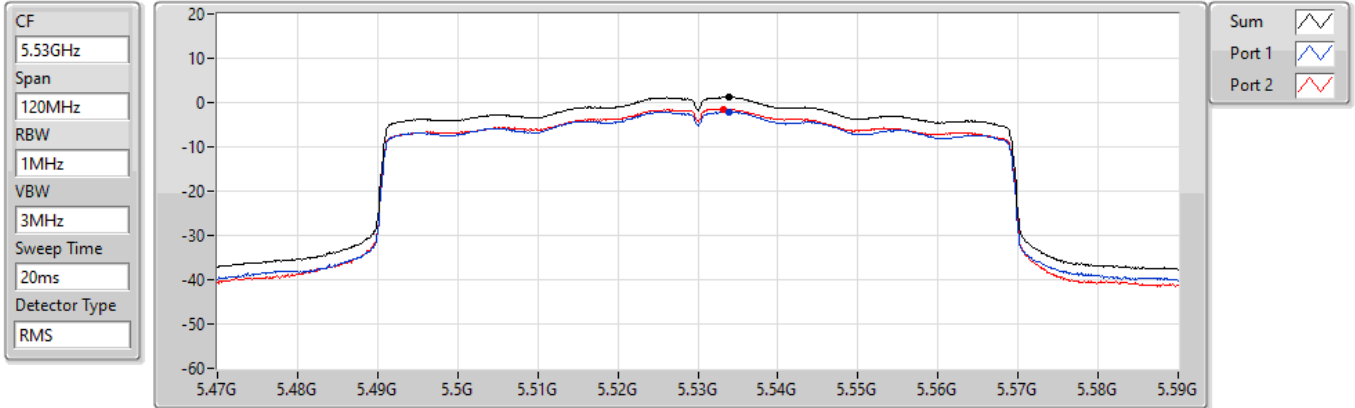
Sum	PD	Port 1	Port 2
(dBm/RBW)	(dBm/RBW)	(dBm/RBW)	(dBm/RBW)
0.68	0.68	-2.49	-2.07

5.47-5.725GHz_802.11ax HEW80_Nss1,(MCS0)_2TX

PSD

5530MHz

01/10/2022



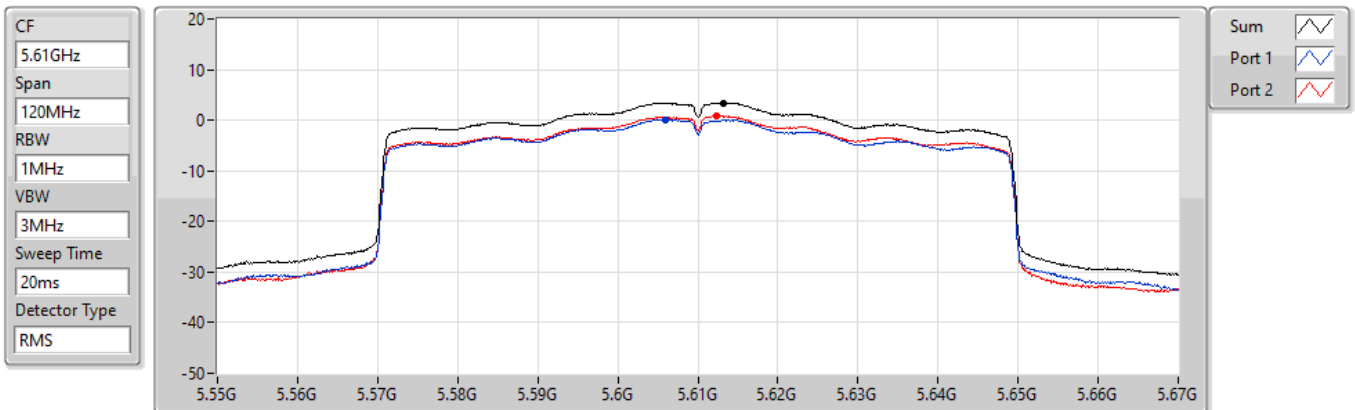
Sum	PD	Port 1	Port 2
(dBm/RBW)	(dBm/RBW)	(dBm/RBW)	(dBm/RBW)
1.24	1.24	-2.05	-1.49

5.47-5.725GHz_802.11ax HEW80_Nss1,(MCS0)_2TX

PSD

5610MHz

01/10/2022



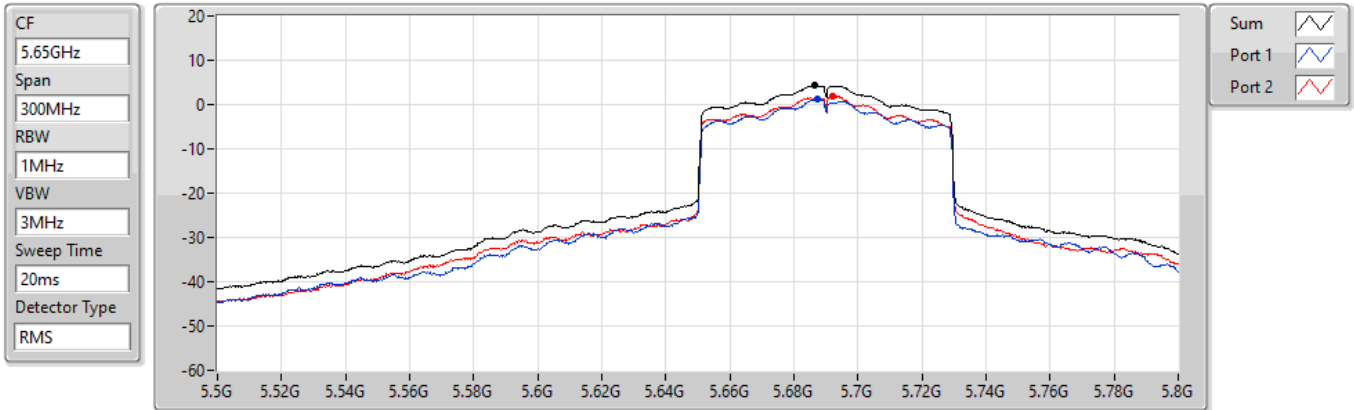
Sum	PD	Port 1	Port 2
(dBm/RBW)	(dBm/RBW)	(dBm/RBW)	(dBm/RBW)
3.39	3.39	0.17	0.80

5.47-5.725GHz_802.11ax HEW80_Nss1,(MCS0)_2TX

PSD

5690MHz Straddle 5.47-5.725GHz

01/10/2022



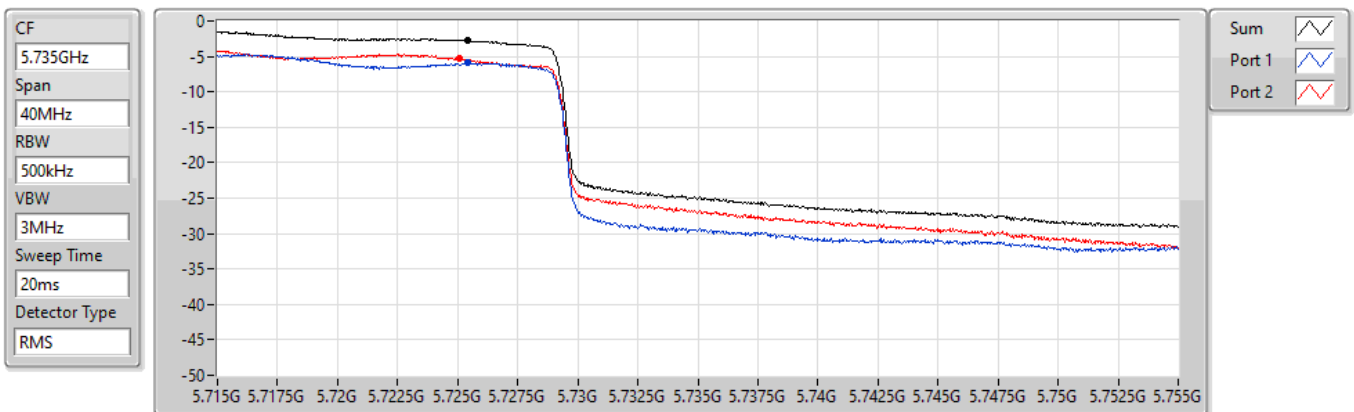
Sum	PD	Port 1	Port 2
(dBm/RBW)	(dBm/RBW)	(dBm/RBW)	(dBm/RBW)
4.29	4.29	1.17	2.00

5.725-5.85GHz_802.11ax HEW80_Nss1,(MCS0)_2TX

PSD

5690MHz Straddle 5.725-5.85GHz

01/10/2022



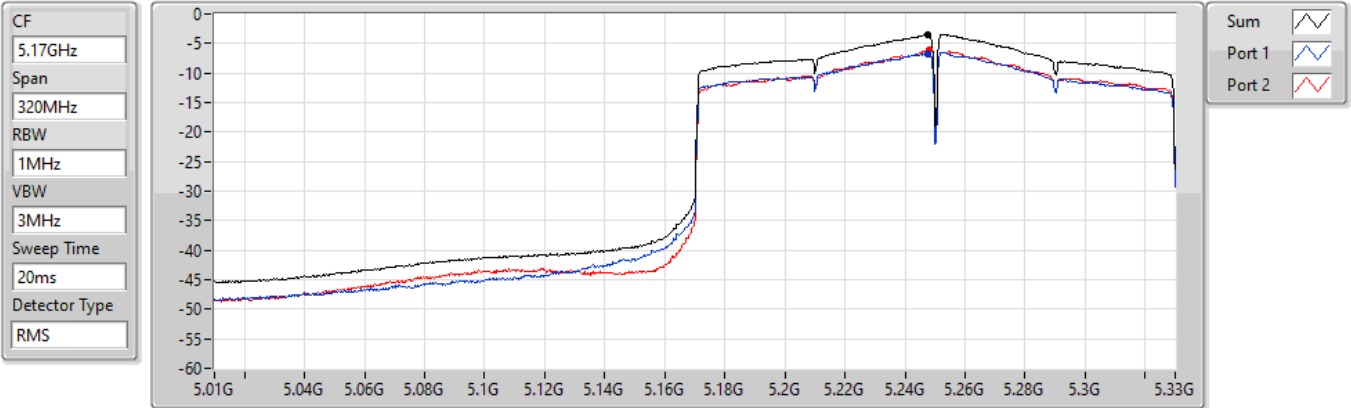
Sum	PD	Port 1	Port 2
(dBm/RBW)	(dBm/RBW)	(dBm/RBW)	(dBm/RBW)
-2.68	-2.68	-5.92	-5.34

5.15-5.25GHz_802.11ax HEW160_Nss1,(MCS0)_2TX

PSD

5250MHz Straddle 5.15-5.25GHz

01/10/2022



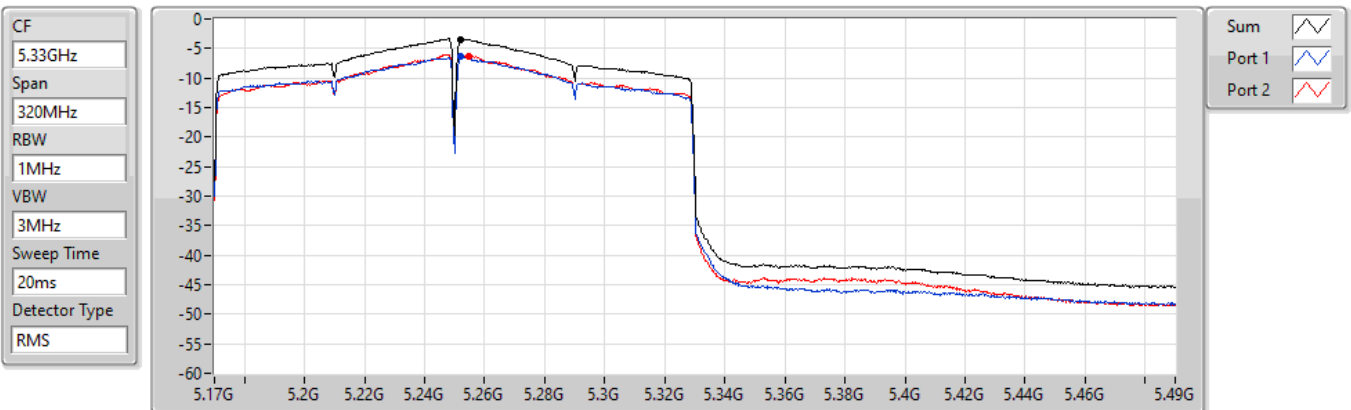
Sum	PD	Port 1	Port 2
(dBm/RBW)	(dBm/RBW)	(dBm/RBW)	(dBm/RBW)
-3.48	-3.48	-6.74	-6.20

5.25-5.35GHz_802.11ax HEW160_Nss1,(MCS0)_2TX

PSD

5250MHz Straddle 5.25-5.35GHz

01/10/2022



Sum	PD	Port 1	Port 2
(dBm/RBW)	(dBm/RBW)	(dBm/RBW)	(dBm/RBW)
-3.45	-3.45	-6.42	-6.37

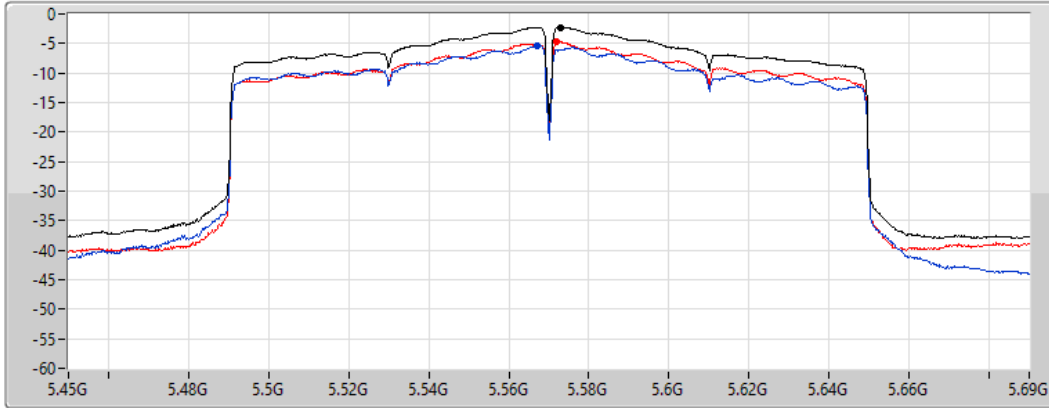
5.47-5.725GHz_802.11ax HEW160_Nss1,(MCS0)_2TX

PSD

5570MHz

01/10/2022

CF
5.57GHz
Span
240MHz
RBW
1MHz
VBW
3MHz
Sweep Time
20ms
Detector Type
RMS



Sum
Port 1
Port 2

Sum	PD	Port 1	Port 2
(dBm/RBW)	(dBm/RBW)	(dBm/RBW)	(dBm/RBW)
-2.32	-2.32	-5.42	-4.73

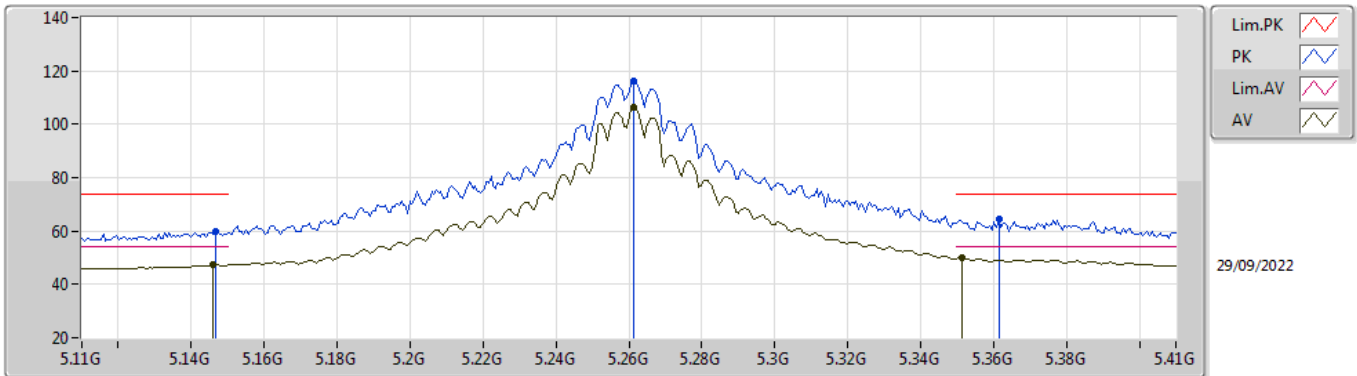


Summary

Mode	Result	Type	Freq (Hz)	Level (dBuV/m)	Limit (dBuV/m)	Margin (dB)	Dist (m)	Condition	Azimuth (°)	Height (m)	Comments
5.25-5.35GHz	-	-	-	-	-	-	-	-	-	-	-
802.11ax HEW160_Nss1,(MCS0)_2TX	Pass	AV	5.1284G	53.98	54.00	-0.02	3	Horizontal	0	1.95	-

802.11a_Nss1,(6Mbps)_2TX

5260MHz_TnomVnom

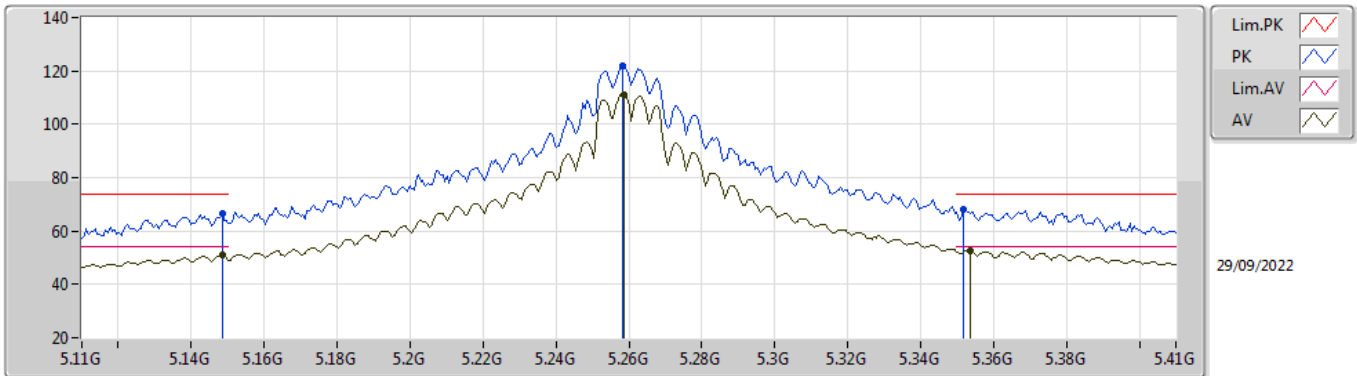


EUT_X_2TX
Setting 25
02-F-G-4-10

Type	Freq (Hz)	Level (dBuV/m)	Limit (dBuV/m)	Margin (dB)	Raw (dBuV)	Dist (m)	Condition	Azimuth (°)	Height (m)	Comment	AF (dB)	CL (dB)	PA (dB)
PK	5.1466G	59.92	74.00	-14.08	51.81	3	Vertical	336	1.98	-	33.59	5.25	30.73
AV	5.146G	47.30	54.00	-6.70	39.19	3	Vertical	336	1.98	-	33.59	5.25	30.73
PK	5.2612G	116.00	Inf	-Inf	107.67	3	Vertical	336	1.98	-	33.72	5.33	30.72
AV	5.2612G	106.19	Inf	-Inf	97.86	3	Vertical	336	1.98	-	33.72	5.33	30.72
PK	5.3614G	64.33	74.00	-9.67	55.75	3	Vertical	336	1.98	-	33.92	5.38	30.72
AV	5.3512G	49.84	54.00	-4.16	41.28	3	Vertical	336	1.98	-	33.90	5.38	30.72

802.11a_Nss1,(6Mbps)_2TX

5260MHz_TnomVnom

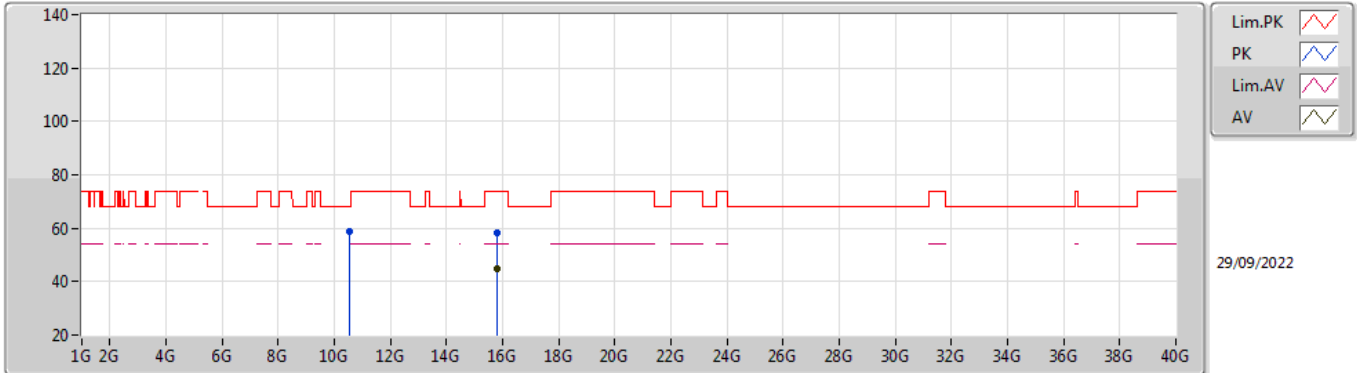


EUT_X_2TX
Setting 25
02-F-G-4-10

Type	Freq (Hz)	Level (dBuV/m)	Limit (dBuV/m)	Margin (dB)	Raw (dBuV)	Dist (m)	Condition	Azimuth (°)	Height (m)	Comment	AF (dB)	CL (dB)	PA (dB)
PK	5.1484G	66.60	74.00	-7.40	58.48	3	Horizontal	360	1.86	-	33.60	5.25	30.73
AV	5.1484G	50.88	54.00	-3.12	42.76	3	Horizontal	360	1.86	-	33.60	5.25	30.73
PK	5.2582G	121.96	Inf	-Inf	113.63	3	Horizontal	360	1.86	-	33.72	5.33	30.72
AV	5.2588G	111.29	Inf	-Inf	102.96	3	Horizontal	360	1.86	-	33.72	5.33	30.72
PK	5.3518G	67.86	74.00	-6.14	59.30	3	Horizontal	360	1.86	-	33.90	5.38	30.72
AV	5.3536G	52.77	54.00	-1.23	44.20	3	Horizontal	360	1.86	-	33.91	5.38	30.72

802.11a_Nss1,(6Mbps)_2TX

5260MHz_TnomVnom

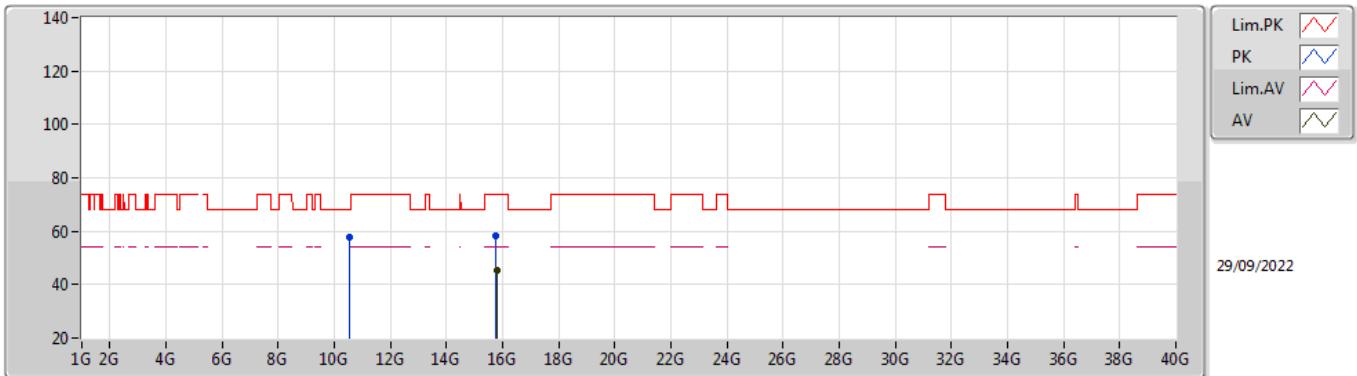


EUT X_2TX
Setting 25
02-F-G-4

Type	Freq (Hz)	Level (dBuV/m)	Limit (dBuV/m)	Margin (dB)	Raw (dBuV)	Dist (m)	Condition	Azimuth (°)	Height (m)	Comment	AF (dB)	CL (dB)	PA (dB)
PK	10.52252G	58.55	68.20	-9.65	44.31	3	Vertical	292	2.36	-	38.58	7.51	31.85
PK	15.78378G	58.40	74.00	-15.60	42.48	3	Vertical	324	1.72	-	37.50	9.90	31.48
AV	15.78222G	44.63	54.00	-9.37	28.71	3	Vertical	324	1.72	-	37.50	9.90	31.48

802.11a_Nss1,(6Mbps)_2TX

5260MHz_TnomVnom

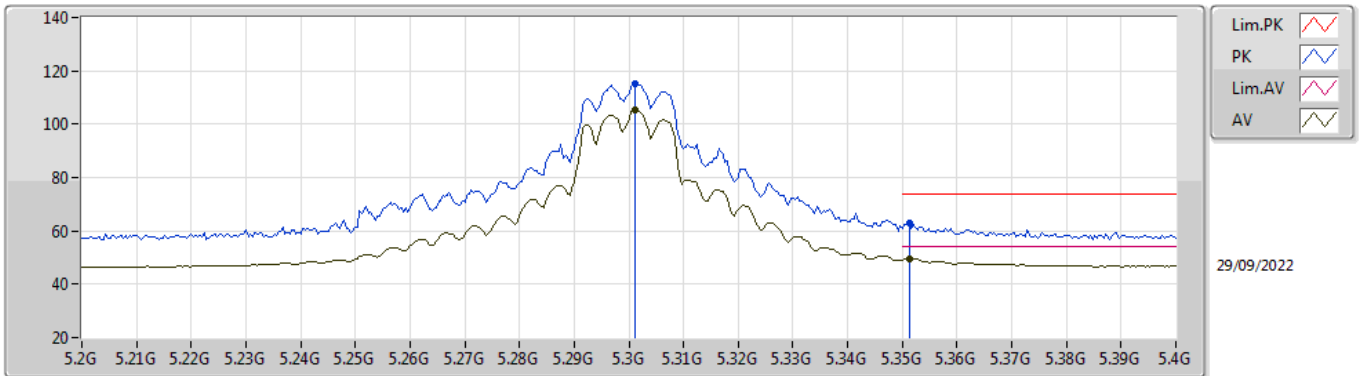


EUT_X_2TX
Setting 25
02-F-G-4

Type	Freq (Hz)	Level (dBuV/m)	Limit (dBuV/m)	Margin (dB)	Raw (dBuV)	Dist (m)	Condition	Azimuth (°)	Height (m)	Comment	AF (dB)	CL (dB)	PA (dB)
PK	10.52012G	57.89	68.20	-10.31	43.65	3	Horizontal	50	1.64	-	38.58	7.51	31.85
PK	15.76818G	58.31	74.00	-15.69	42.38	3	Horizontal	74	1.35	-	37.50	9.90	31.47
AV	15.78222G	45.46	54.00	-8.54	29.54	3	Horizontal	74	1.35	-	37.50	9.90	31.48

802.11a_Nss1,(6Mbps)_2TX

5300MHz_TnomVnom

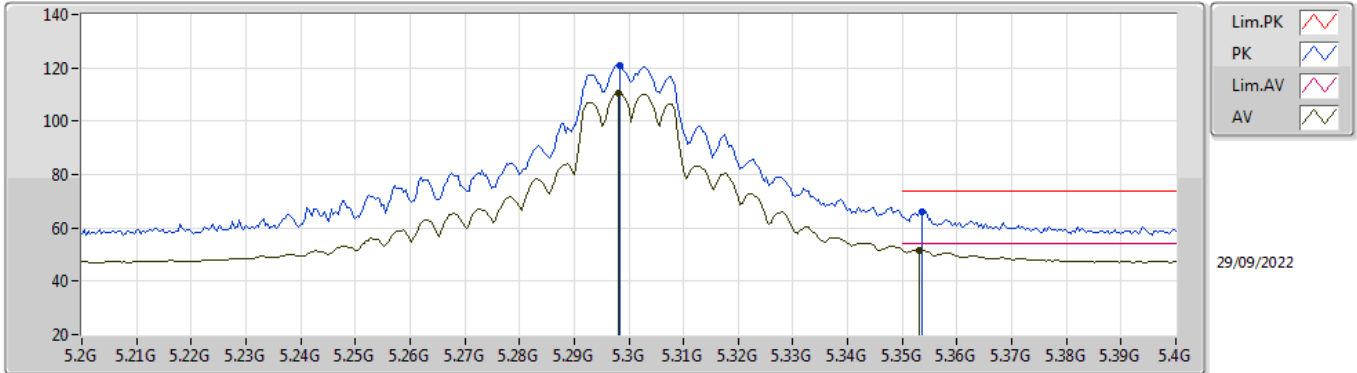


EUT_X_2TX
Setting 21
02-F-G-4-10

Type	Freq (Hz)	Level (dBuV/m)	Limit (dBuV/m)	Margin (dB)	Raw (dBuV)	Dist (m)	Condition	Azimuth (°)	Height (m)	Comment	AF (dB)	CL (dB)	PA (dB)
PK	5.3012G	115.43	Inf	-Inf	107.00	3	Vertical	337	1.86	-	33.80	5.35	30.72
AV	5.3012G	105.38	Inf	-Inf	96.95	3	Vertical	337	1.86	-	33.80	5.35	30.72
PK	5.3512G	62.88	74.00	-11.12	54.32	3	Vertical	337	1.86	-	33.90	5.38	30.72
AV	5.3512G	49.59	54.00	-4.41	41.03	3	Vertical	337	1.86	-	33.90	5.38	30.72

802.11a_Nss1,(6Mbps)_2TX

5300MHz_TnomVnom

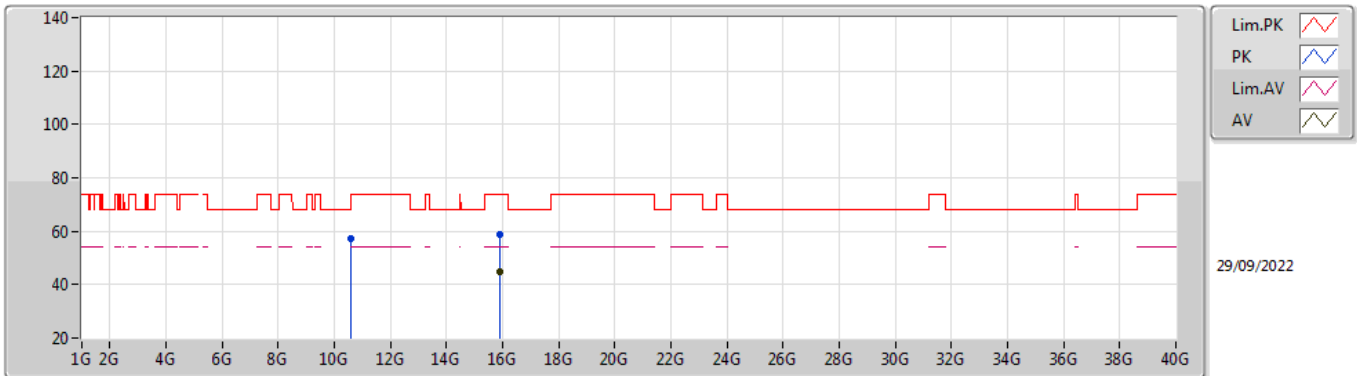


EUT_X_2TX
Setting 21
02-F-G-4-10

Type	Freq (Hz)	Level (dBuV/m)	Limit (dBuV/m)	Margin (dB)	Raw (dBuV)	Dist (m)	Condition	Azimuth (°)	Height (m)	Comment	AF (dB)	CL (dB)	PA (dB)
PK	5.2984G	121.12	Inf	-Inf	112.69	3	Horizontal	359	1.82	-	33.80	5.35	30.72
AV	5.298G	110.63	Inf	-Inf	102.20	3	Horizontal	359	1.82	-	33.80	5.35	30.72
PK	5.3536G	66.10	74.00	-7.90	57.53	3	Horizontal	359	1.82	-	33.91	5.38	30.72
AV	5.3532G	51.68	54.00	-2.32	43.11	3	Horizontal	359	1.82	-	33.91	5.38	30.72

802.11a_Nss1,(6Mbps)_2TX

5300MHz_TnomVnom

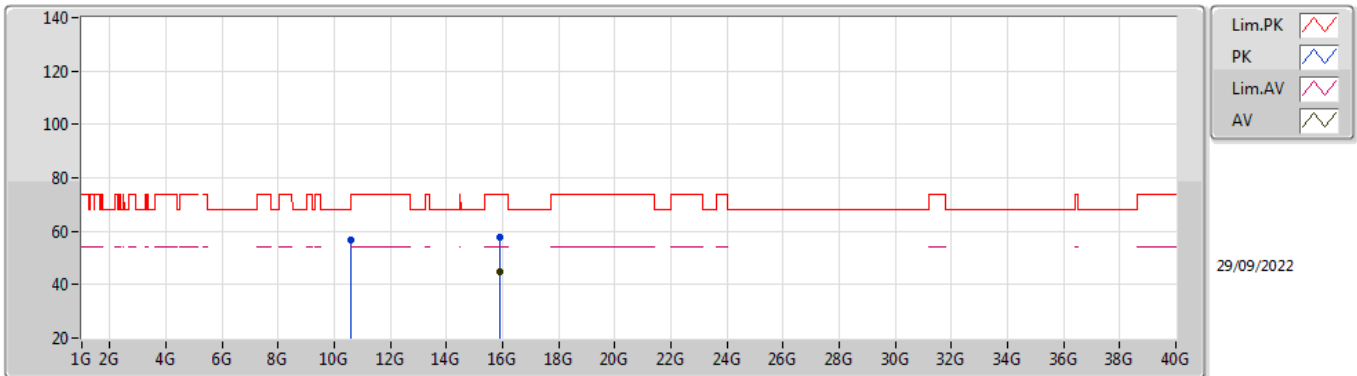


EUT X_2TX
Setting 21
02-F-G-4

Type	Freq (Hz)	Level (dBuV/m)	Limit (dBuV/m)	Margin (dB)	Raw (dBuV)	Dist (m)	Condition	Azimuth (°)	Height (m)	Comment	AF (dB)	CL (dB)	PA (dB)
PK	10.59988G	57.09	68.20	-11.11	42.91	3	Vertical	59	1.50	-	38.50	7.54	31.86
PK	15.89826G	58.79	74.00	-15.21	43.08	3	Vertical	68	2.01	-	37.30	9.95	31.54
AV	15.8985G	44.70	54.00	-9.30	28.99	3	Vertical	68	2.01	-	37.30	9.95	31.54

802.11a_Nss1,(6Mbps)_2TX

5300MHz_TnomVnom

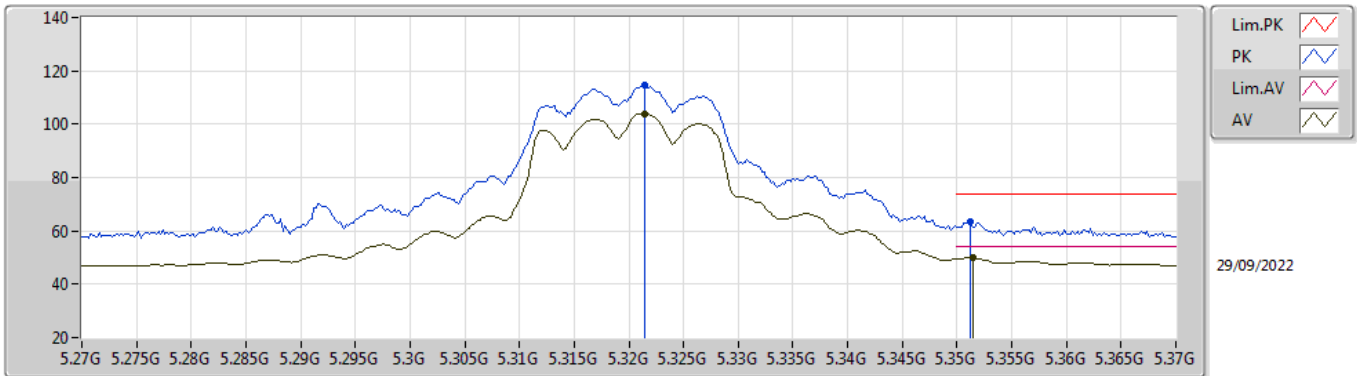


EUT X_2TX
Setting 21
02-F-G-4

Type	Freq (Hz)	Level (dBuV/m)	Limit (dBuV/m)	Margin (dB)	Raw (dBuV)	Dist (m)	Condition	Azimuth (°)	Height (m)	Comment	AF (dB)	CL (dB)	PA (dB)
PK	10.60006G	56.67	74.00	-17.33	42.49	3	Horizontal	50	1.59	-	38.50	7.54	31.86
PK	15.8979G	57.52	74.00	-16.48	41.81	3	Horizontal	309	1.71	-	37.30	9.95	31.54
AV	15.89916G	44.91	54.00	-9.09	29.20	3	Horizontal	309	1.71	-	37.30	9.95	31.54

802.11a_Nss1,(6Mbps)_2TX

5320MHz_TnomVnom

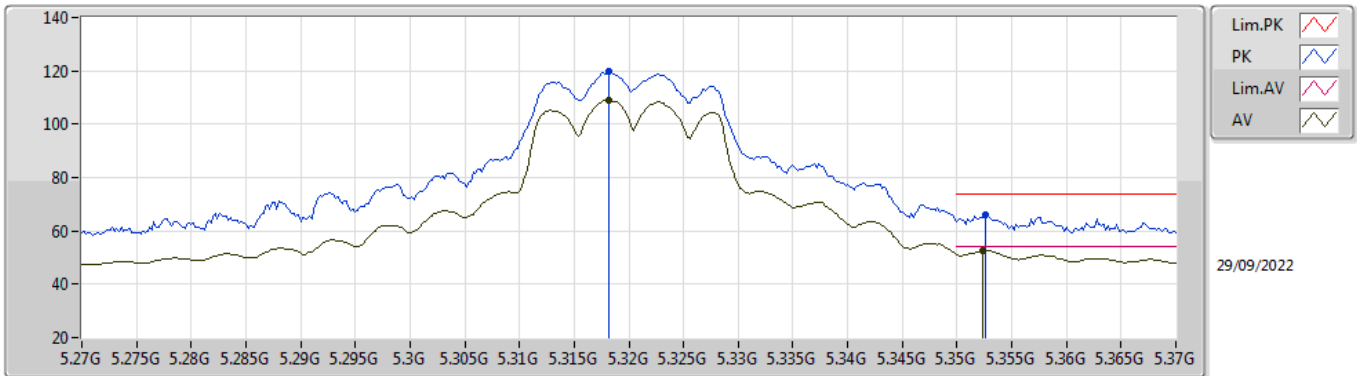


EUT_X_2TX
Setting 19
02-F-G-4-10

Type	Freq (Hz)	Level (dBuV/m)	Limit (dBuV/m)	Margin (dB)	Raw (dBuV)	Dist (m)	Condition	Azimuth (°)	Height (m)	Comment	AF (dB)	CL (dB)	PA (dB)
PK	5.3214G	114.40	Inf	-Inf	105.92	3	Vertical	338	1.84	-	33.84	5.36	30.72
AV	5.3214G	104.02	Inf	-Inf	95.54	3	Vertical	338	1.84	-	33.84	5.36	30.72
PK	5.3512G	63.50	74.00	-10.50	54.94	3	Vertical	338	1.84	-	33.90	5.38	30.72
AV	5.3514G	49.96	54.00	-4.04	41.40	3	Vertical	338	1.84	-	33.90	5.38	30.72

802.11a_Nss1,(6Mbps)_2TX

5320MHz_TnomVnom

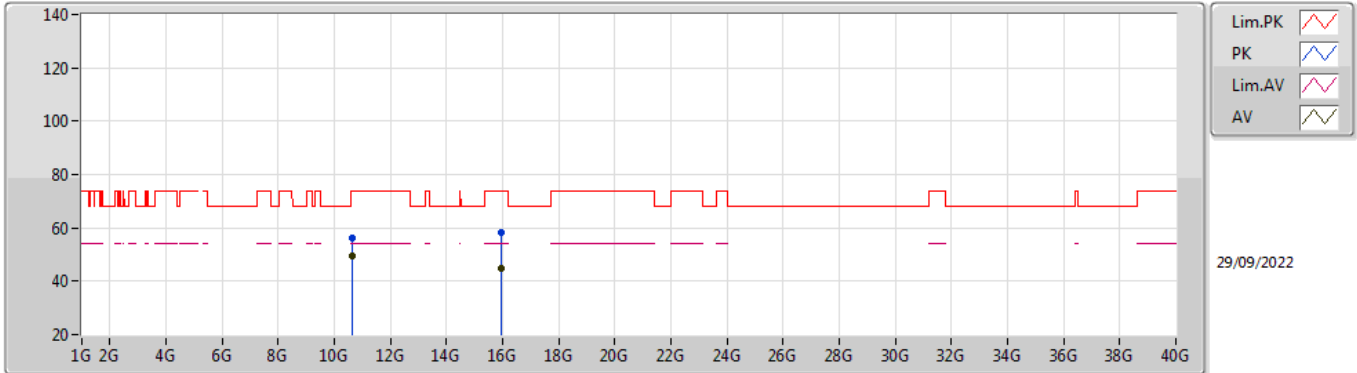


EUT_X_2TX
Setting 19
02-F-G-4-10

Type	Freq (Hz)	Level (dBuV/m)	Limit (dBuV/m)	Margin (dB)	Raw (dBuV)	Dist (m)	Condition	Azimuth (°)	Height (m)	Comment	AF (dB)	CL (dB)	PA (dB)
PK	5.3182G	119.57	Inf	-Inf	111.09	3	Horizontal	356	1.80	-	33.84	5.36	30.72
AV	5.3182G	108.83	Inf	-Inf	100.35	3	Horizontal	356	1.80	-	33.84	5.36	30.72
PK	5.3526G	66.07	74.00	-7.93	57.50	3	Horizontal	356	1.80	-	33.91	5.38	30.72
AV	5.3524G	52.48	54.00	-1.52	43.92	3	Horizontal	356	1.80	-	33.90	5.38	30.72

802.11a_Nss1,(6Mbps)_2TX

5320MHz_TnomVnom

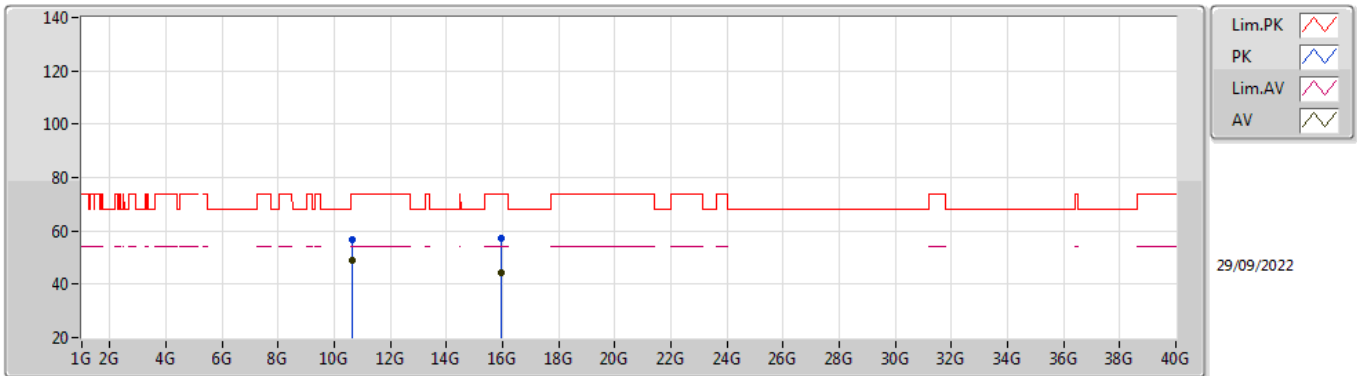


EUT X_2TX
Setting 19
02-F-G-4

Type	Freq (Hz)	Level (dBuV/m)	Limit (dBuV/m)	Margin (dB)	Raw (dBuV)	Dist (m)	Condition	Azimuth (°)	Height (m)	Comment	AF (dB)	CL (dB)	PA (dB)
PK	10.63994G	56.00	74.00	-18.00	41.81	3	Vertical	67	1.80	-	38.50	7.56	31.87
AV	10.63994G	49.35	54.00	-4.65	35.16	3	Vertical	67	1.80	-	38.50	7.56	31.87
PK	15.9621G	58.12	74.00	-15.88	42.41	3	Vertical	163	2.96	-	37.30	9.98	31.57
AV	15.96264G	45.05	54.00	-8.95	29.34	3	Vertical	163	2.96	-	37.30	9.98	31.57

802.11a_Nss1,(6Mbps)_2TX

5320MHz_TnomVnom

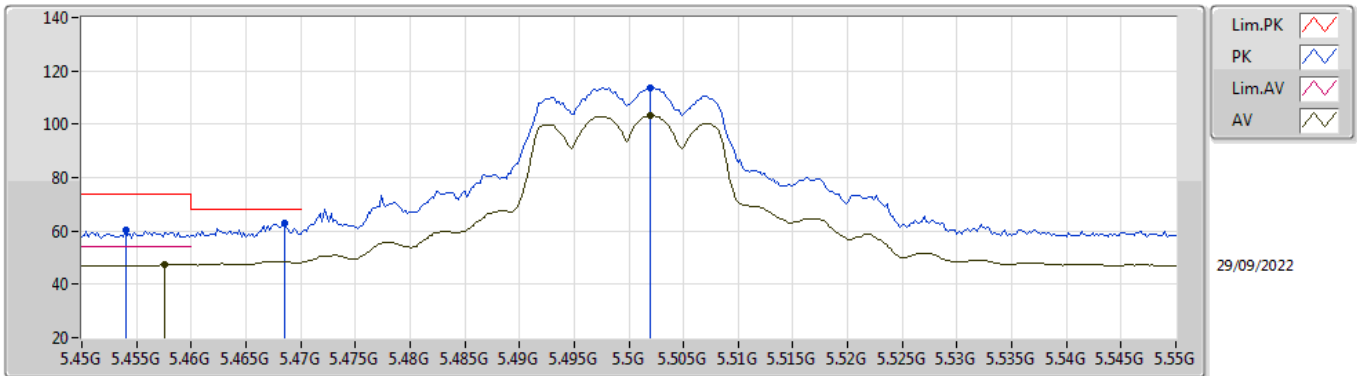


EUT_X_2TX
Setting 19
02-F-G-4

Type	Freq (Hz)	Level (dBuV/m)	Limit (dBuV/m)	Margin (dB)	Raw (dBuV)	Dist (m)	Condition	Azimuth (°)	Height (m)	Comment	AF (dB)	CL (dB)	PA (dB)
PK	10.63994G	56.84	74.00	-17.16	42.65	3	Horizontal	61	1.66	-	38.50	7.56	31.87
AV	10.64G	48.78	54.00	-5.22	34.59	3	Horizontal	61	1.66	-	38.50	7.56	31.87
PK	15.95886G	57.12	74.00	-16.88	41.41	3	Horizontal	240	1.30	-	37.30	9.98	31.57
AV	15.95928G	44.16	54.00	-9.84	28.45	3	Horizontal	240	1.30	-	37.30	9.98	31.57

802.11a_Nss1,(6Mbps)_2TX

5500MHz_TnomVnom

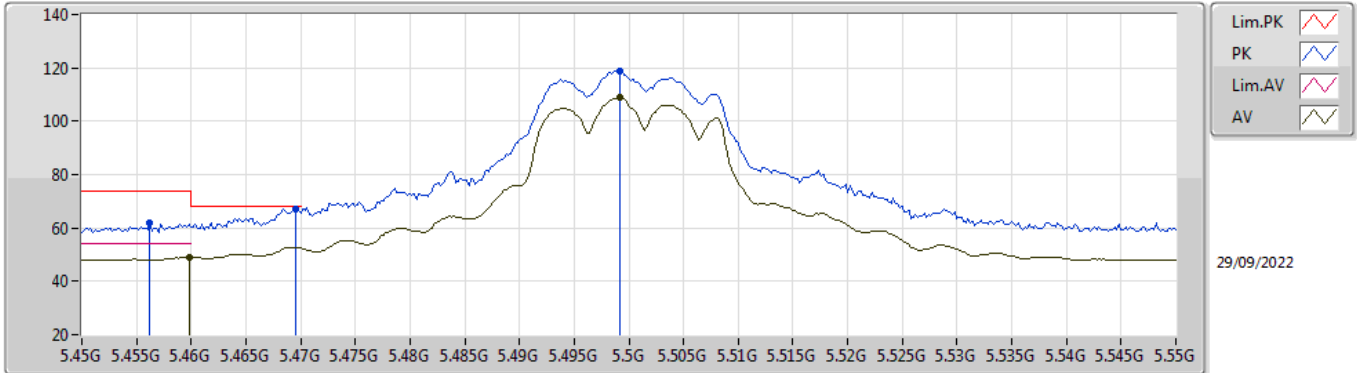


EUT_X_2TX
Setting 19
02-F-C-6-10

Type	Freq (Hz)	Level (dBuV/m)	Limit (dBuV/m)	Margin (dB)	Raw (dBuV)	Dist (m)	Condition	Azimuth (°)	Height (m)	Comment	AF (dB)	CL (dB)	PA (dB)
PK	5.454G	60.10	74.00	-13.90	51.37	3	Vertical	350	1.68	-	34.00	5.45	30.72
AV	5.4576G	47.32	54.00	-6.68	38.58	3	Vertical	350	1.68	-	34.00	5.46	30.72
PK	5.4686G	62.70	68.20	-5.50	53.95	3	Vertical	350	1.68	-	34.00	5.47	30.72
PK	5.502G	113.77	Inf	-Inf	104.99	3	Vertical	350	1.68	-	34.00	5.50	30.72
AV	5.502G	103.26	Inf	-Inf	94.48	3	Vertical	350	1.68	-	34.00	5.50	30.72

802.11a_Nss1,(6Mbps)_2TX

5500MHz_TnomVnom

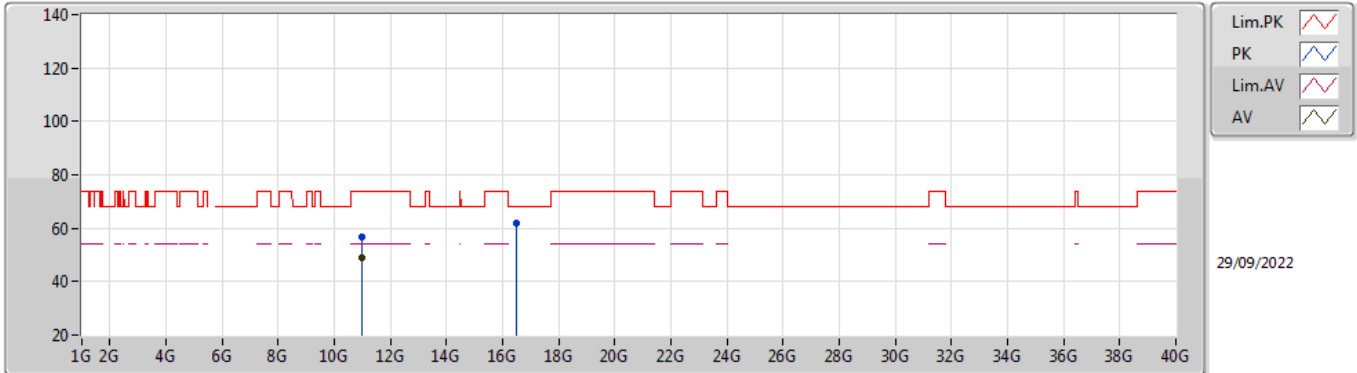


EUT_X_2TX
Setting 19
02-F-C-6-10

Type	Freq (Hz)	Level (dBuV/m)	Limit (dBuV/m)	Margin (dB)	Raw (dBuV)	Dist (m)	Condition	Azimuth (°)	Height (m)	Comment	AF (dB)	CL (dB)	PA (dB)
PK	5.4562G	61.76	74.00	-12.24	53.02	3	Horizontal	7	1.75	-	34.00	5.46	30.72
AV	5.4598G	48.98	54.00	-5.02	40.24	3	Horizontal	7	1.75	-	34.00	5.46	30.72
PK	5.4696G	67.30	68.20	-0.90	58.55	3	Horizontal	7	1.75	-	34.00	5.47	30.72
PK	5.4992G	118.78	Inf	-Inf	110.00	3	Horizontal	7	1.75	-	34.00	5.50	30.72
AV	5.4992G	108.86	Inf	-Inf	100.08	3	Horizontal	7	1.75	-	34.00	5.50	30.72

802.11a_Nss1,(6Mbps)_2TX

5500MHz_TnomVnom

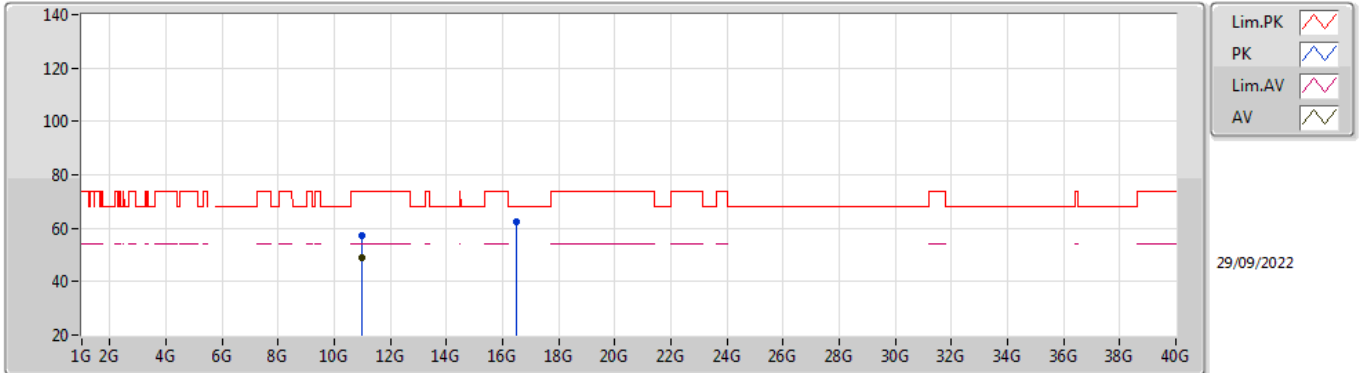


EUT X_2TX
Setting 19
02-F-C-6

Type	Freq (Hz)	Level (dBuV/m)	Limit (dBuV/m)	Margin (dB)	Raw (dBuV)	Dist (m)	Condition	Azimuth (°)	Height (m)	Comment	AF (dB)	CL (dB)	PA (dB)
PK	11.00006G	56.49	74.00	-17.51	42.11	3	Vertical	58	1.95	-	38.60	7.70	31.92
AV	10.99994G	48.73	54.00	-5.27	34.35	3	Vertical	58	1.95	-	38.60	7.70	31.92
PK	16.50228G	61.79	68.20	-6.41	43.41	3	Vertical	21	1.80	-	39.11	10.25	30.98

802.11a_Nss1,(6Mbps)_2TX

5500MHz_TnomVnom

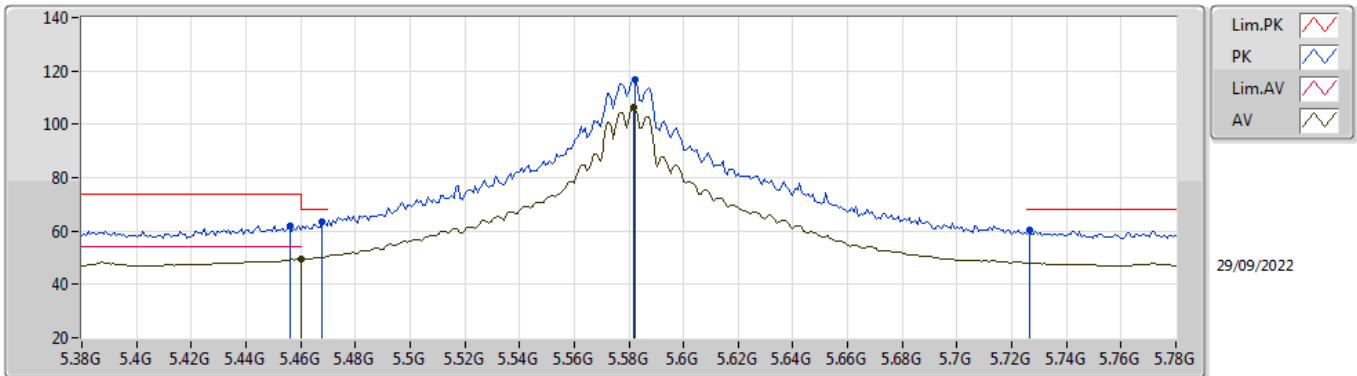


EUT X_2TX
Setting 19
02-F-C-6

Type	Freq (Hz)	Level (dBuV/m)	Limit (dBuV/m)	Margin (dB)	Raw (dBuV)	Dist (m)	Condition	Azimuth (°)	Height (m)	Comment	AF (dB)	CL (dB)	PA (dB)
PK	11.00036G	57.22	74.00	-16.78	42.84	3	Horizontal	13	3.00	-	38.60	7.70	31.92
AV	10.99994G	48.92	54.00	-5.08	34.54	3	Horizontal	13	3.00	-	38.60	7.70	31.92
PK	16.50252G	62.19	68.20	-6.01	43.81	3	Horizontal	80	1.52	-	39.11	10.25	30.98

802.11a_Nss1,(6Mbps)_2TX

5580MHz_TnomVnom

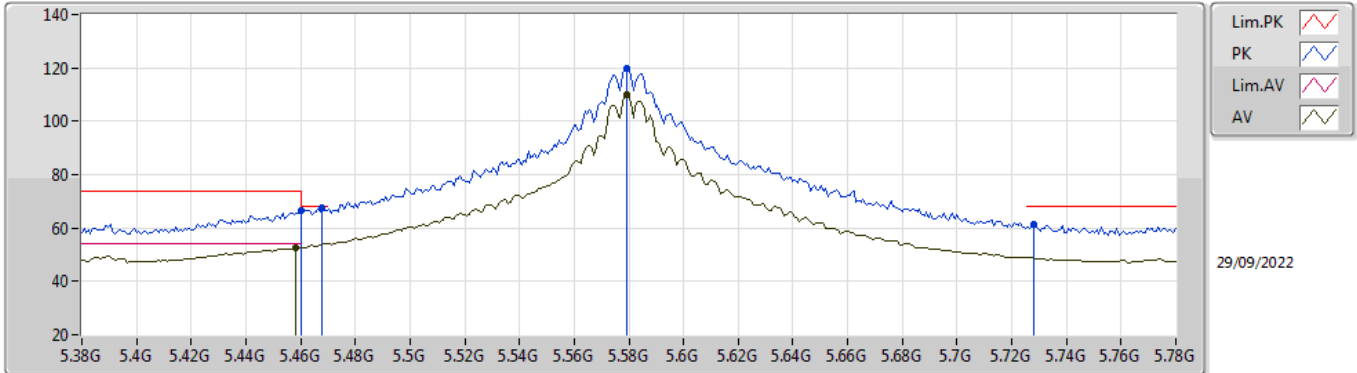


EUT X_2TX
Setting 23.5
02-F-C-6-10

Type	Freq (Hz)	Level (dBuV/m)	Limit (dBuV/m)	Margin (dB)	Raw (dBuV)	Dist (m)	Condition	Azimuth (°)	Height (m)	Comment	AF (dB)	CL (dB)	PA (dB)
PK	5.456G	62.03	74.00	-11.97	53.29	3	Vertical	25	2.21	-	34.00	5.46	30.72
AV	5.46G	49.58	54.00	-4.42	40.84	3	Vertical	25	2.21	-	34.00	5.46	30.72
PK	5.468G	63.24	68.20	-4.96	54.49	3	Vertical	25	2.21	-	34.00	5.47	30.72
PK	5.5824G	116.69	Inf	-Inf	107.95	3	Vertical	25	2.21	-	33.94	5.58	30.78
AV	5.5816G	106.24	Inf	-Inf	97.50	3	Vertical	25	2.21	-	33.94	5.58	30.78
PK	5.7264G	60.47	68.20	-7.73	51.91	3	Vertical	25	2.21	-	33.85	5.60	30.89

802.11a_Nss1,(6Mbps)_2TX

5580MHz_TnomVnom

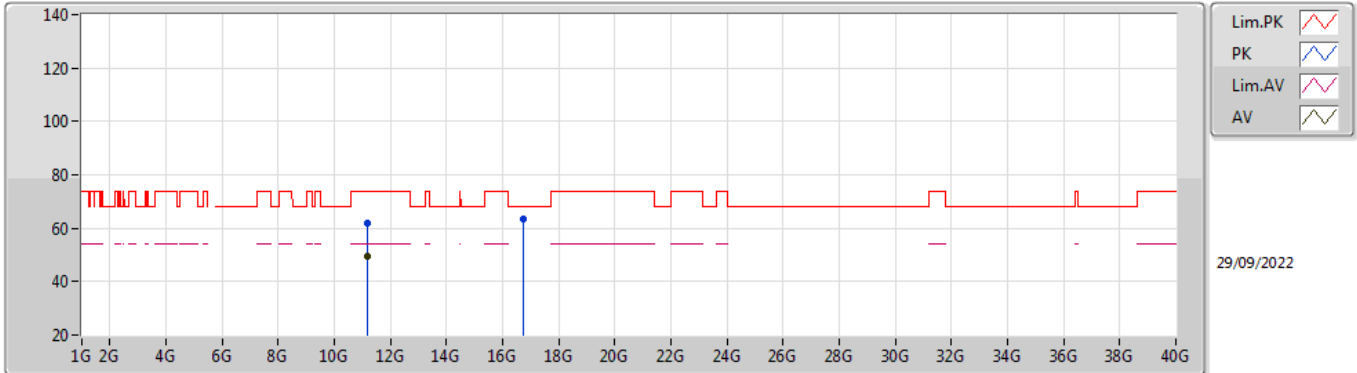


EUT_X_2TX
Setting 23.5
02-F-C-6-10

Type	Freq (Hz)	Level (dBuV/m)	Limit (dBuV/m)	Margin (dB)	Raw (dBuV)	Dist (m)	Condition	Azimuth (°)	Height (m)	Comment	AF (dB)	CL (dB)	PA (dB)
PK	5.46G	66.34	74.00	-7.66	57.60	3	Horizontal	9	1.88	-	34.00	5.46	30.72
AV	5.4584G	52.70	54.00	-1.30	43.96	3	Horizontal	9	1.88	-	34.00	5.46	30.72
PK	5.468G	67.78	68.20	-0.42	59.03	3	Horizontal	9	1.88	-	34.00	5.47	30.72
PK	5.5792G	119.99	Inf	-Inf	111.25	3	Horizontal	9	1.88	-	33.94	5.58	30.78
AV	5.5792G	110.10	Inf	-Inf	101.36	3	Horizontal	9	1.88	-	33.94	5.58	30.78
PK	5.728G	61.33	68.20	-6.87	52.78	3	Horizontal	9	1.88	-	33.84	5.60	30.89

802.11a_Nss1,(6Mbps)_2TX

5580MHz_TnomVnom

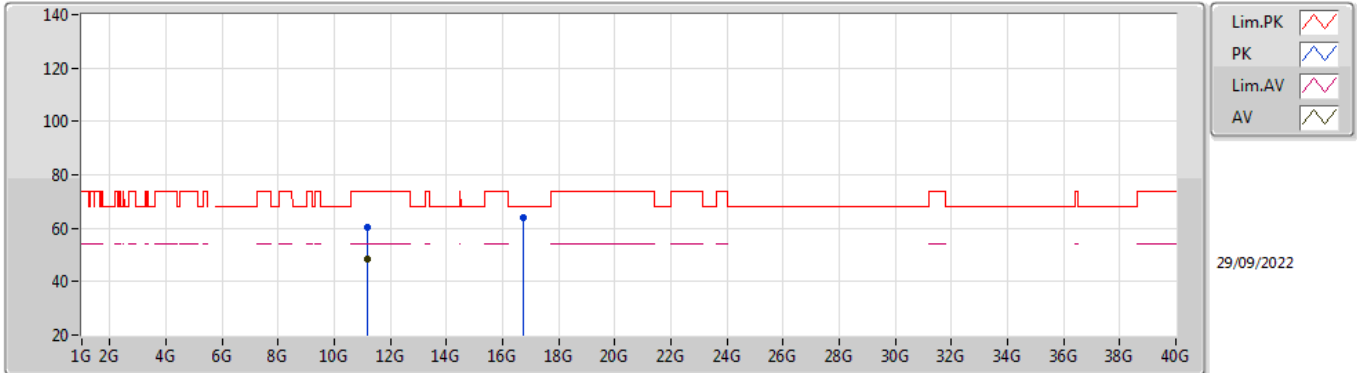


EUT X_2TX
Setting 23.5
02-F-C-6

Type	Freq (Hz)	Level (dBuV/m)	Limit (dBuV/m)	Margin (dB)	Raw (dBuV)	Dist (m)	Condition	Azimuth (°)	Height (m)	Comment	AF (dB)	CL (dB)	PA (dB)
PK	11.1612G	61.92	74.00	-12.08	47.38	3	Vertical	333	2.11	-	38.76	7.76	31.98
AV	11.16006G	49.23	54.00	-4.77	34.69	3	Vertical	333	2.11	-	38.76	7.76	31.98
PK	16.74048G	63.29	68.20	-4.91	43.63	3	Vertical	4	2.52	-	39.92	10.37	30.63

802.11a_Nss1,(6Mbps)_2TX

5580MHz_TnomVnom

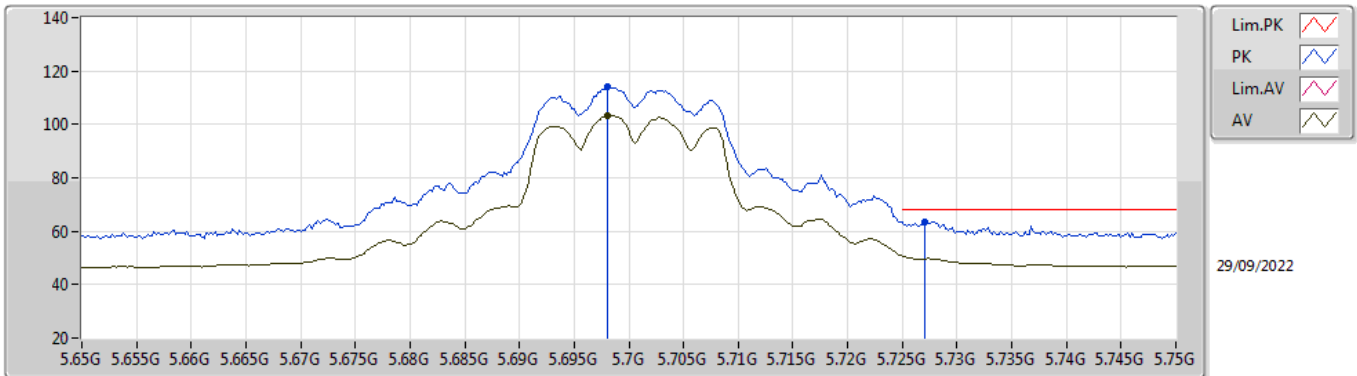


EUT X_2TX
Setting 23.5
02-F-C-6

Type	Freq (Hz)	Level (dBuV/m)	Limit (dBuV/m)	Margin (dB)	Raw (dBuV)	Dist (m)	Condition	Azimuth (°)	Height (m)	Comment	AF (dB)	CL (dB)	PA (dB)
PK	11.16126G	60.23	74.00	-13.77	45.69	3	Horizontal	342	2.22	-	38.76	7.76	31.98
AV	11.16006G	48.25	54.00	-5.75	33.71	3	Horizontal	342	2.22	-	38.76	7.76	31.98
PK	16.7385G	64.06	68.20	-4.14	44.42	3	Horizontal	75	1.74	-	39.91	10.37	30.64

802.11a_Nss1,(6Mbps)_2TX

5700MHz_TnomVnom

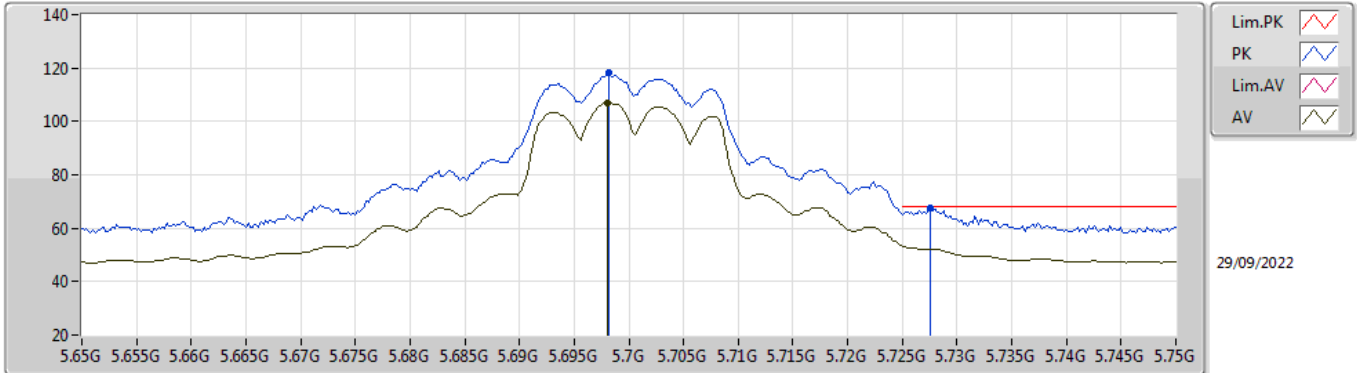


EUT X_2TX
Setting 18
02-F-C-6-10

Type	Freq (Hz)	Level (dBuV/m)	Limit (dBuV/m)	Margin (dB)	Raw (dBuV)	Dist (m)	Condition	Azimuth (°)	Height (m)	Comment	AF (dB)	CL (dB)	PA (dB)
PK	5.698G	114.30	Inf	-Inf	105.67	3	Vertical	38	2.60	-	33.90	5.60	30.87
AV	5.698G	103.30	Inf	-Inf	94.67	3	Vertical	38	2.60	-	33.90	5.60	30.87
PK	5.727G	63.38	68.20	-4.82	54.82	3	Vertical	38	2.60	-	33.85	5.60	30.89

802.11a_Nss1,(6Mbps)_2TX

5700MHz_TnomVnom

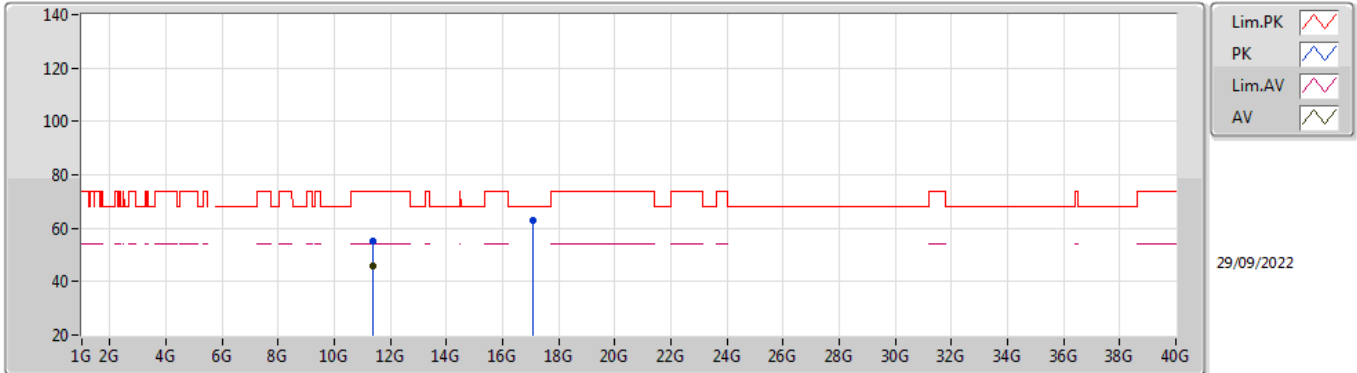


EUT_X_2TX
Setting 18
02-F-C-6-10

Type	Freq (Hz)	Level (dBuV/m)	Limit (dBuV/m)	Margin (dB)	Raw (dBuV)	Dist (m)	Condition	Azimuth (°)	Height (m)	Comment	AF (dB)	CL (dB)	PA (dB)
PK	5.6982G	118.16	Inf	-Inf	109.53	3	Horizontal	4	1.13	-	33.90	5.60	30.87
AV	5.698G	106.73	Inf	-Inf	98.10	3	Horizontal	4	1.13	-	33.90	5.60	30.87
PK	5.7276G	67.56	68.20	-0.64	59.01	3	Horizontal	4	1.13	-	33.84	5.60	30.89

802.11a_Nss1,(6Mbps)_2TX

5700MHz_TnomVnom

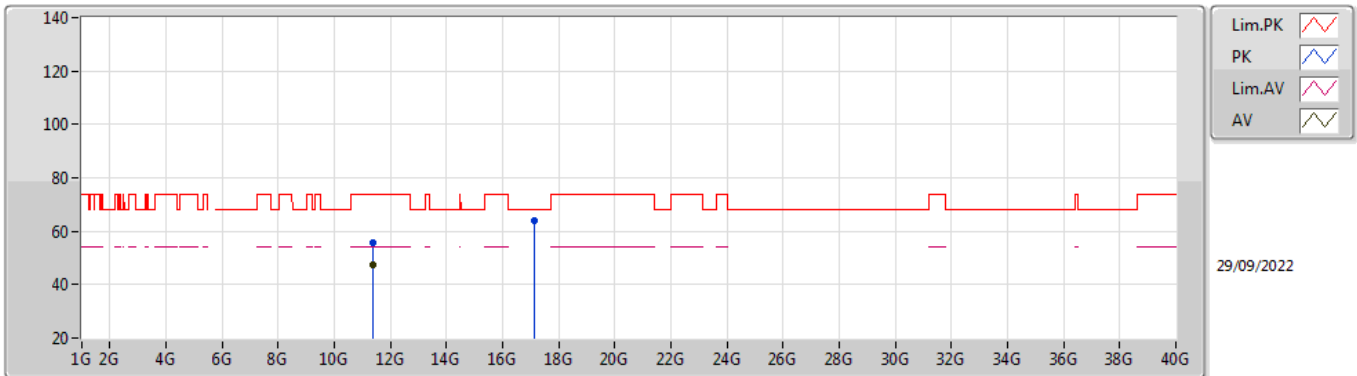


EUT X_2TX
Setting 18
02-F-C-6

Type	Freq (Hz)	Level (dBuV/m)	Limit (dBuV/m)	Margin (dB)	Raw (dBuV)	Dist (m)	Condition	Azimuth (°)	Height (m)	Comment	AF (dB)	CL (dB)	PA (dB)
PK	11.4G	55.11	74.00	-18.89	40.53	3	Vertical	48	1.81	-	38.80	7.86	32.08
AV	11.4G	45.99	54.00	-8.01	31.41	3	Vertical	48	1.81	-	38.80	7.86	32.08
PK	17.09208G	62.71	68.20	-5.49	41.04	3	Vertical	0	1.80	-	41.37	10.55	30.25

802.11a_Nss1,(6Mbps)_2TX

5700MHz_TnomVnom

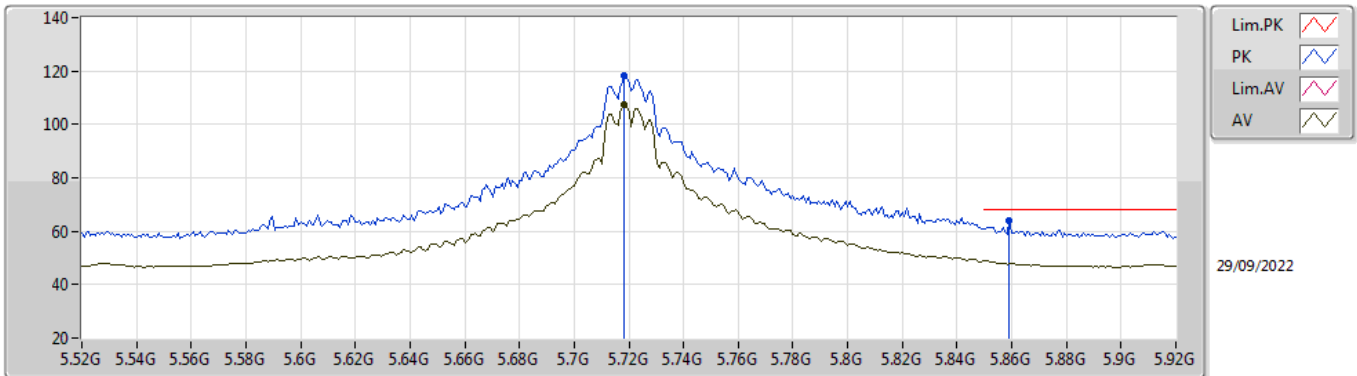


EUT X_2TX
Setting 18
02-F-C-6

Type	Freq (Hz)	Level (dBuV/m)	Limit (dBuV/m)	Margin (dB)	Raw (dBuV)	Dist (m)	Condition	Azimuth (°)	Height (m)	Comment	AF (dB)	CL (dB)	PA (dB)
PK	11.39364G	55.67	74.00	-18.33	41.09	3	Horizontal	41	1.62	-	38.80	7.86	32.08
AV	11.4G	47.27	54.00	-6.73	32.69	3	Horizontal	41	1.62	-	38.80	7.86	32.08
PK	17.11278G	63.76	68.20	-4.44	41.97	3	Horizontal	263	1.00	-	41.48	10.56	30.25

802.11a_Nss1,(6Mbps)_2TX

5720MHz Straddle 5.47-5.725GHz_TnomVnom

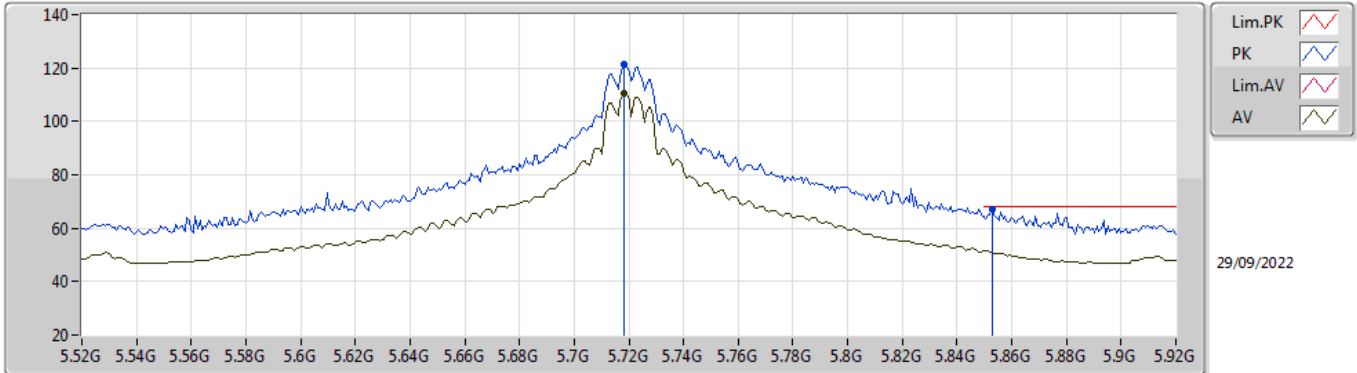


EUT X_2TX
Setting 22
02-F-C-6-10

Type	Freq (Hz)	Level (dBuV/m)	Limit (dBuV/m)	Margin (dB)	Raw (dBuV)	Dist (m)	Condition	Azimuth (°)	Height (m)	Comment	AF (dB)	CL (dB)	PA (dB)
PK	5.7184G	118.27	Inf	-Inf	109.70	3	Vertical	42	2.47	-	33.86	5.60	30.89
AV	5.7184G	107.22	Inf	-Inf	98.65	3	Vertical	42	2.47	-	33.86	5.60	30.89
PK	5.8592G	63.97	68.20	-4.23	55.44	3	Vertical	42	2.47	-	33.86	5.66	30.99

802.11a_Nss1,(6Mbps)_2TX

5720MHz Straddle 5.47-5.725GHz_TnomVnom

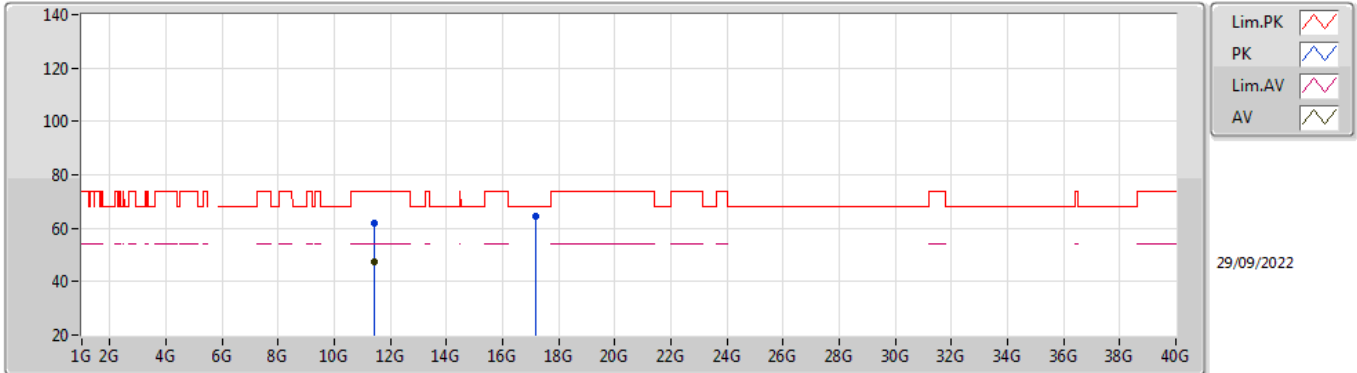


EUT_X_2TX
Setting 22
02-F-C-6-10

Type	Freq (Hz)	Level (dBuV/m)	Limit (dBuV/m)	Margin (dB)	Raw (dBuV)	Dist (m)	Condition	Azimuth (°)	Height (m)	Comment	AF (dB)	CL (dB)	PA (dB)
PK	5.7184G	121.40	Inf	-Inf	112.83	3	Horizontal	7	1.04	-	33.86	5.60	30.89
AV	5.7184G	110.63	Inf	-Inf	102.06	3	Horizontal	7	1.04	-	33.86	5.60	30.89
PK	5.8528G	66.98	68.20	-1.22	58.50	3	Horizontal	7	1.04	-	33.82	5.65	30.99

802.11a_Nss1,(6Mbps)_2TX

5720MHz Straddle 5.47-5.725GHz_TnomVnom

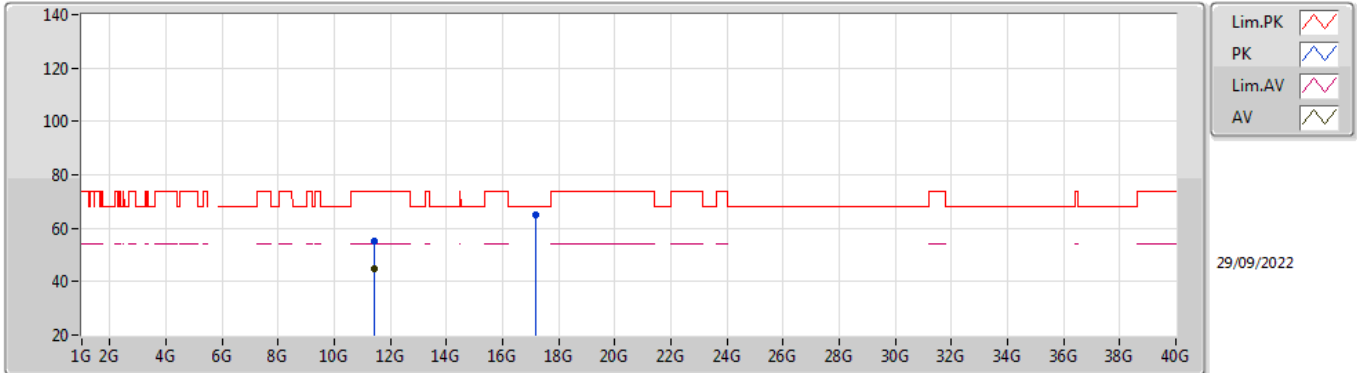


EUT X_2TX
Setting 22
02-F-C-6

Type	Freq (Hz)	Level (dBuV/m)	Limit (dBuV/m)	Margin (dB)	Raw (dBuV)	Dist (m)	Condition	Azimuth (°)	Height (m)	Comment	AF (dB)	CL (dB)	PA (dB)
PK	11.443G	61.74	74.00	-12.26	47.07	3	Vertical	354	2.97	-	38.89	7.88	32.10
AV	11.4421G	47.26	54.00	-6.74	32.60	3	Vertical	354	2.97	-	38.88	7.88	32.10
PK	17.15808G	64.74	68.20	-3.46	42.65	3	Vertical	12	1.58	-	41.75	10.58	30.24

802.11a_Nss1,(6Mbps)_2TX

5720MHz Straddle 5.47-5.725GHz_TnomVnom

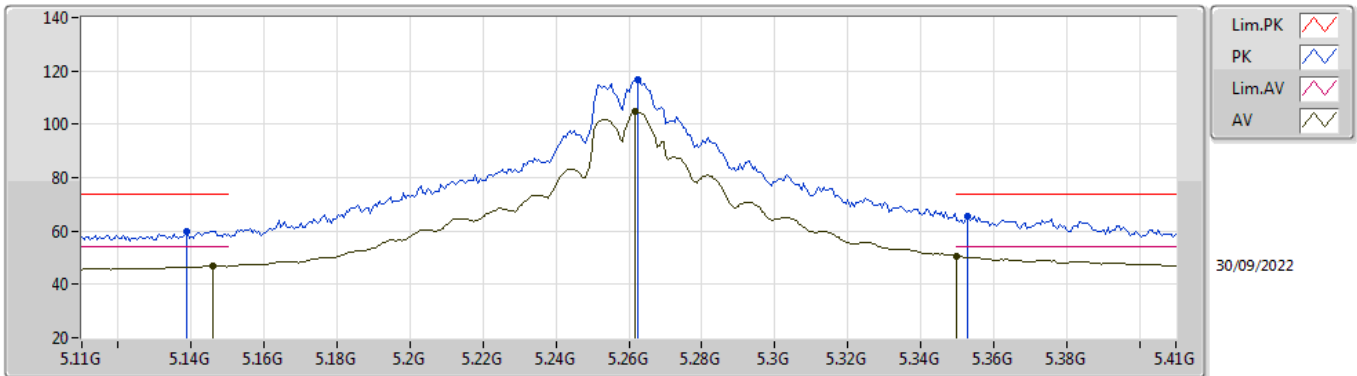


EUT X_2TX
Setting 22
02-F-C-6

Type	Freq (Hz)	Level (dBuV/m)	Limit (dBuV/m)	Margin (dB)	Raw (dBuV)	Dist (m)	Condition	Azimuth (°)	Height (m)	Comment	AF (dB)	CL (dB)	PA (dB)
PK	11.43994G	55.23	74.00	-18.77	40.57	3	Horizontal	38	1.80	-	38.88	7.88	32.10
AV	11.44G	44.88	54.00	-9.12	30.22	3	Horizontal	38	1.80	-	38.88	7.88	32.10
PK	17.15742G	65.11	68.20	-3.09	43.03	3	Horizontal	93	1.74	-	41.74	10.58	30.24

802.11ax HEW20_Nss1,(MCS0)_2TX

5260MHz_TnomVnom

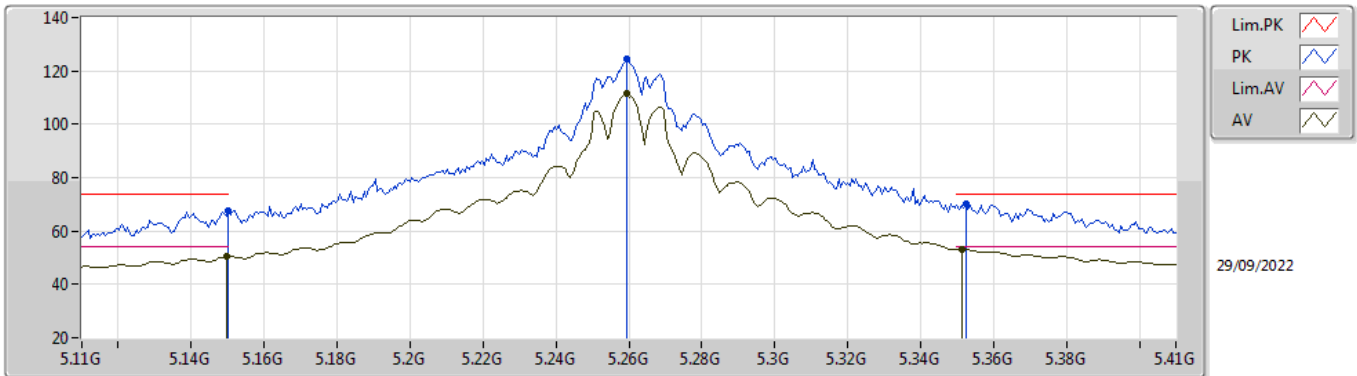


EUT_X_2TX
Setting 23.5
02-F-C-6-10

Type	Freq (Hz)	Level (dBuV/m)	Limit (dBuV/m)	Margin (dB)	Raw (dBuV)	Dist (m)	Condition	Azimuth (°)	Height (m)	Comment	AF (dB)	CL (dB)	PA (dB)
PK	5.1388G	60.07	74.00	-13.93	51.98	3	Vertical	335	1.99	-	33.58	5.24	30.73
AV	5.146G	46.89	54.00	-7.11	38.78	3	Vertical	335	1.99	-	33.59	5.25	30.73
PK	5.2624G	116.94	Inf	-Inf	108.61	3	Vertical	335	1.99	-	33.72	5.33	30.72
AV	5.2618G	104.80	Inf	-Inf	96.47	3	Vertical	335	1.99	-	33.72	5.33	30.72
PK	5.353G	65.53	74.00	-8.47	56.96	3	Vertical	335	1.99	-	33.91	5.38	30.72
AV	5.35G	50.44	54.00	-3.56	41.88	3	Vertical	335	1.99	-	33.90	5.38	30.72

802.11ax HEW20_Nss1,(MCS0)_2TX

5260MHz_TnomVnom

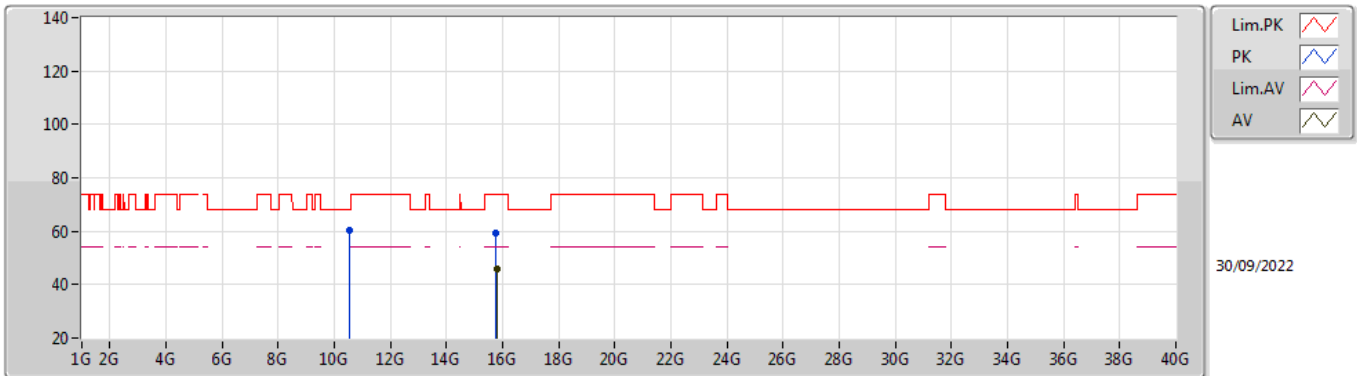


EUT_X_2TX
Setting 23.5
02-F-C-6-10

Type	Freq (Hz)	Level (dBuV/m)	Limit (dBuV/m)	Margin (dB)	Raw (dBuV)	Dist (m)	Condition	Azimuth (°)	Height (m)	Comment	AF (dB)	CL (dB)	PA (dB)
PK	5.15G	67.42	74.00	-6.58	59.30	3	Horizontal	339	1.04	-	33.60	5.25	30.73
AV	5.1496G	50.60	54.00	-3.40	42.48	3	Horizontal	339	1.04	-	33.60	5.25	30.73
PK	5.2594G	124.24	Inf	-Inf	115.91	3	Horizontal	339	1.04	-	33.72	5.33	30.72
AV	5.2594G	111.34	Inf	-Inf	103.01	3	Horizontal	339	1.04	-	33.72	5.33	30.72
PK	5.3524G	70.32	74.00	-3.68	61.76	3	Horizontal	339	1.04	-	33.90	5.38	30.72
AV	5.3512G	53.19	54.00	-0.81	44.63	3	Horizontal	339	1.04	-	33.90	5.38	30.72

802.11ax HEW20_Nss1,(MCS0)_2TX

5260MHz_TnomVnom

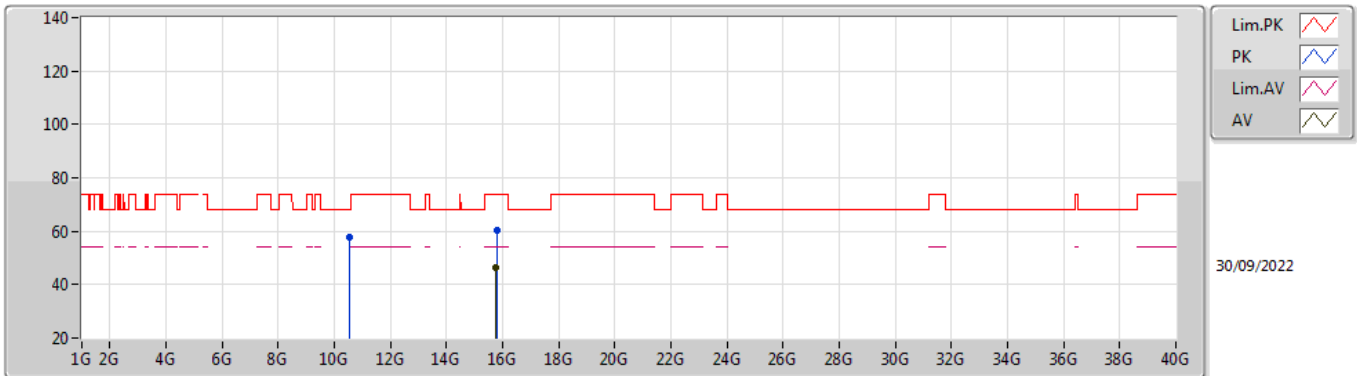


EUT X_2TX
Setting 23.5
02-F-C-6

Type	Freq (Hz)	Level (dBuV/m)	Limit (dBuV/m)	Margin (dB)	Raw (dBuV)	Dist (m)	Condition	Azimuth (°)	Height (m)	Comment	AF (dB)	CL (dB)	PA (dB)
PK	10.51988G	60.55	68.20	-7.65	46.31	3	Vertical	17	2.01	-	38.58	7.51	31.85
PK	15.77316G	59.16	74.00	-14.84	43.23	3	Vertical	357	1.91	-	37.50	9.90	31.47
AV	15.7851G	45.64	54.00	-8.36	29.72	3	Vertical	357	1.91	-	37.50	9.90	31.48

802.11ax HEW20_Nss1,(MCS0)_2TX

5260MHz_TnomVnom

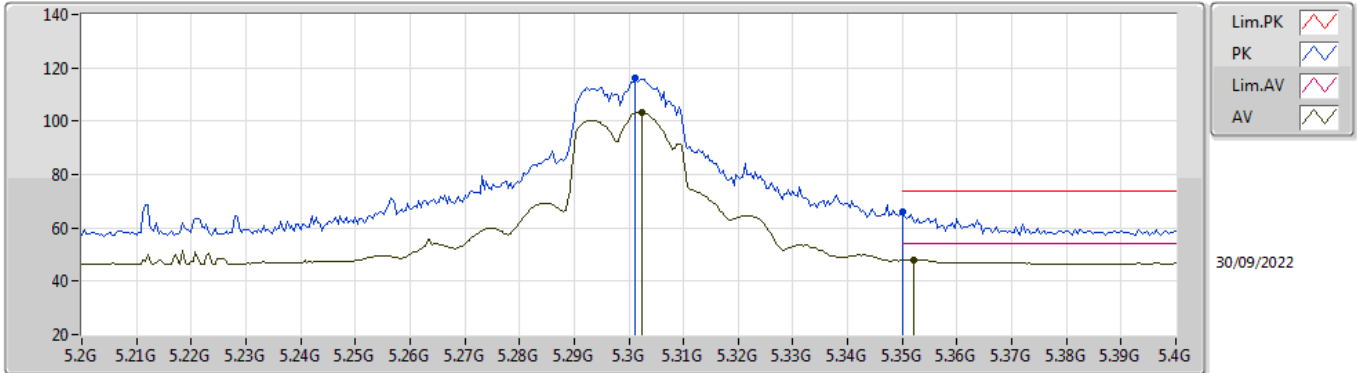


EUT X_2TX
Setting 23.5
02-F-C-6

Type	Freq (Hz)	Level (dBuV/m)	Limit (dBuV/m)	Margin (dB)	Raw (dBuV)	Dist (m)	Condition	Azimuth (°)	Height (m)	Comment	AF (dB)	CL (dB)	PA (dB)
PK	10.52012G	57.61	68.20	-10.59	43.37	3	Horizontal	49	1.64	-	38.58	7.51	31.85
PK	15.78438G	60.14	74.00	-13.86	44.22	3	Horizontal	304	1.92	-	37.50	9.90	31.48
AV	15.77592G	46.27	54.00	-7.73	30.34	3	Horizontal	304	1.92	-	37.50	9.90	31.47

802.11ax HEW20_Nss1,(MCS0)_2TX

5300MHz_TnomVnom

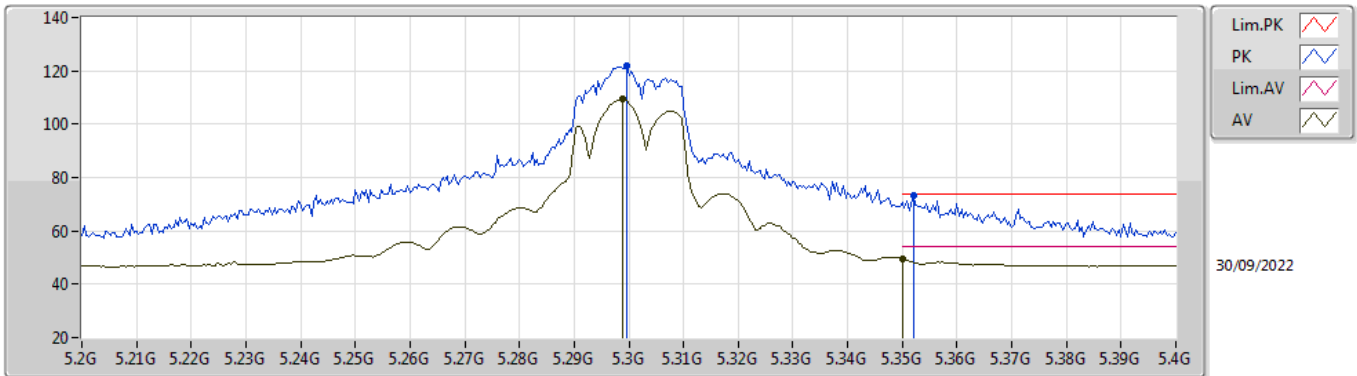


EUT X_2TX
Setting 20
02-F-C-6-10

Type	Freq (Hz)	Level (dBuV/m)	Limit (dBuV/m)	Margin (dB)	Raw (dBuV)	Dist (m)	Condition	Azimuth (°)	Height (m)	Comment	AF (dB)	CL (dB)	PA (dB)
PK	5.3012G	116.06	Inf	-Inf	107.63	3	Vertical	338	1.86	-	33.80	5.35	30.72
AV	5.3024G	103.35	Inf	-Inf	94.92	3	Vertical	338	1.86	-	33.80	5.35	30.72
PK	5.35G	66.21	74.00	-7.79	57.65	3	Vertical	338	1.86	-	33.90	5.38	30.72
AV	5.352G	48.13	54.00	-5.87	39.57	3	Vertical	338	1.86	-	33.90	5.38	30.72

802.11ax HEW20_Nss1,(MCS0)_2TX

5300MHz_TnomVnom

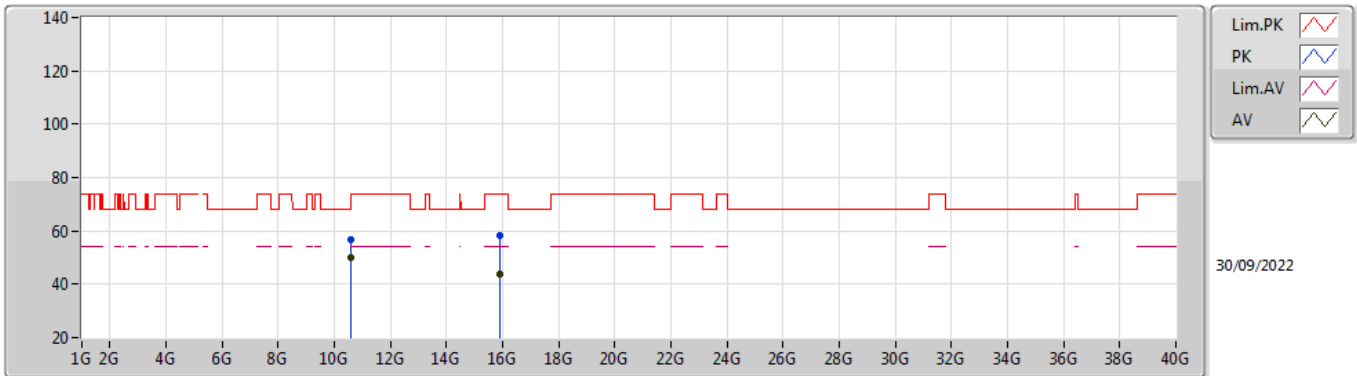


EUT_X_2TX
Setting 20
02-F-C-6-10

Type	Freq (Hz)	Level (dBuV/m)	Limit (dBuV/m)	Margin (dB)	Raw (dBuV)	Dist (m)	Condition	Azimuth (°)	Height (m)	Comment	AF (dB)	CL (dB)	PA (dB)
PK	5.2996G	122.01	Inf	-Inf	113.58	3	Horizontal	360	2.44	-	33.80	5.35	30.72
AV	5.2988G	109.30	Inf	-Inf	100.87	3	Horizontal	360	2.44	-	33.80	5.35	30.72
PK	5.352G	73.48	74.00	-0.52	64.92	3	Horizontal	360	2.44	-	33.90	5.38	30.72
AV	5.35G	49.36	54.00	-4.64	40.80	3	Horizontal	360	2.44	-	33.90	5.38	30.72

802.11ax HEW20_Nss1,(MCS0)_2TX

5300MHz_TnomVnom

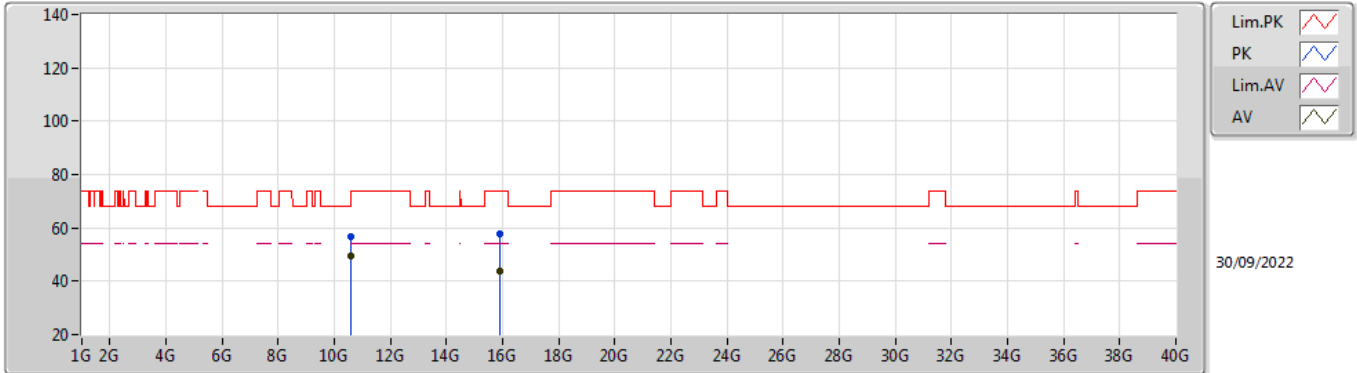


EUT X_2TX
Setting 20
02-F-C-6

Type	Freq (Hz)	Level (dBuV/m)	Limit (dBuV/m)	Margin (dB)	Raw (dBuV)	Dist (m)	Condition	Azimuth (°)	Height (m)	Comment	AF (dB)	CL (dB)	PA (dB)
PK	10.6G	56.61	74.00	-17.39	42.43	3	Vertical	67	1.82	-	38.50	7.54	31.86
AV	10.6G	50.09	54.00	-3.91	35.91	3	Vertical	67	1.82	-	38.50	7.54	31.86
PK	15.89322G	58.42	74.00	-15.58	42.69	3	Vertical	354	1.80	-	37.31	9.95	31.53
AV	15.89532G	44.02	54.00	-9.98	28.30	3	Vertical	354	1.80	-	37.31	9.95	31.54

802.11ax HEW20_Nss1,(MCS0)_2TX

5300MHz_TnomVnom

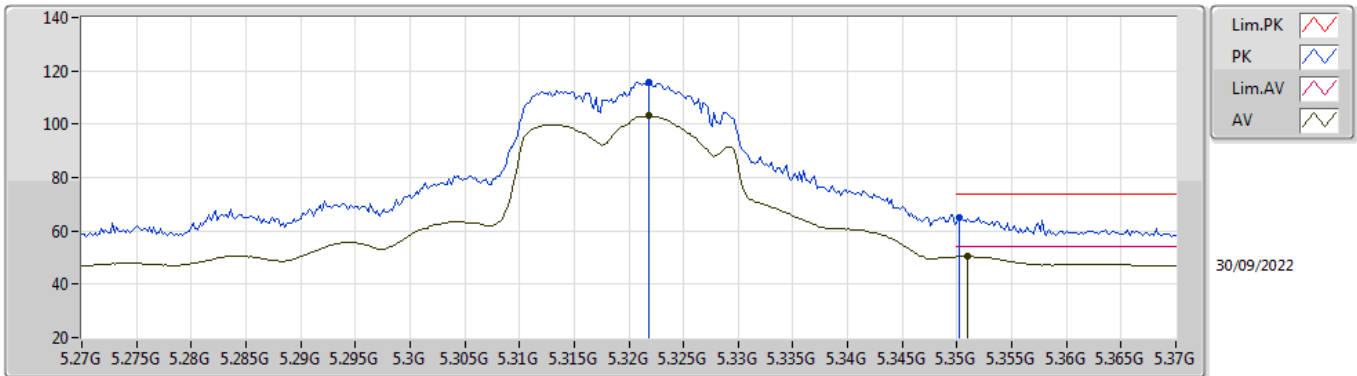


EUT X_2TX
Setting 20
02-F-C-6

Type	Freq (Hz)	Level (dBuV/m)	Limit (dBuV/m)	Margin (dB)	Raw (dBuV)	Dist (m)	Condition	Azimuth (°)	Height (m)	Comment	AF (dB)	CL (dB)	PA (dB)
PK	10.60003G	56.80	74.00	-17.20	42.62	3	Horizontal	61	1.46	-	38.50	7.54	31.86
AV	10.6G	49.30	54.00	-4.70	35.12	3	Horizontal	61	1.46	-	38.50	7.54	31.86
PK	15.89688G	57.54	74.00	-16.46	41.82	3	Horizontal	187	1.37	-	37.31	9.95	31.54
AV	15.90468G	44.01	54.00	-9.99	28.29	3	Horizontal	187	1.37	-	37.30	9.96	31.54

802.11ax HEW20_Nss1,(MCS0)_2TX

5320MHz_TnomVnom

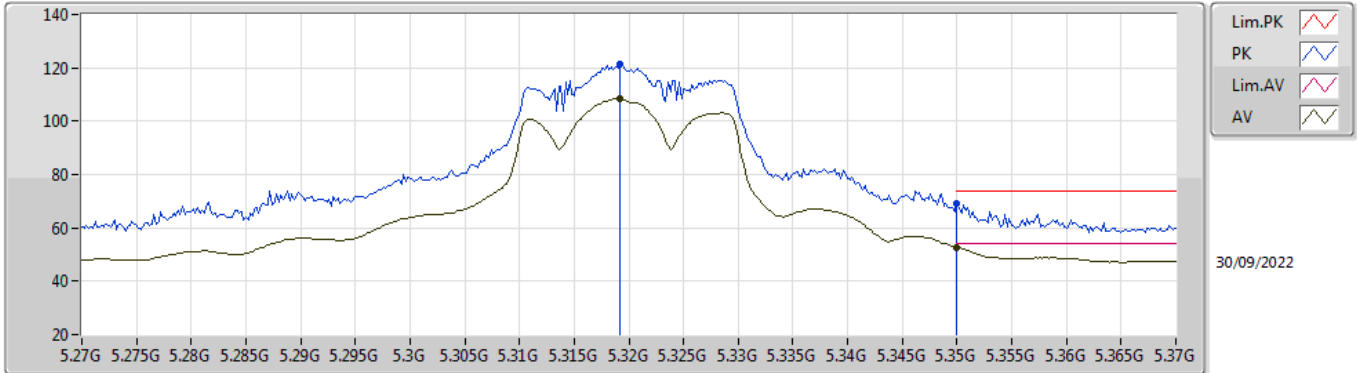


EUT_X_2TX
Setting 19
02-F-C-6-10

Type	Freq (Hz)	Level (dBuV/m)	Limit (dBuV/m)	Margin (dB)	Raw (dBuV)	Dist (m)	Condition	Azimuth (°)	Height (m)	Comment	AF (dB)	CL (dB)	PA (dB)
PK	5.3218G	115.77	Inf	-Inf	107.29	3	Vertical	337	1.76	-	33.84	5.36	30.72
AV	5.3218G	103.02	Inf	-Inf	94.54	3	Vertical	337	1.76	-	33.84	5.36	30.72
PK	5.3502G	65.08	74.00	-8.92	56.52	3	Vertical	337	1.76	-	33.90	5.38	30.72
AV	5.351G	50.60	54.00	-3.40	42.04	3	Vertical	337	1.76	-	33.90	5.38	30.72

802.11ax HEW20_Nss1,(MCS0)_2TX

5320MHz_TnomVnom

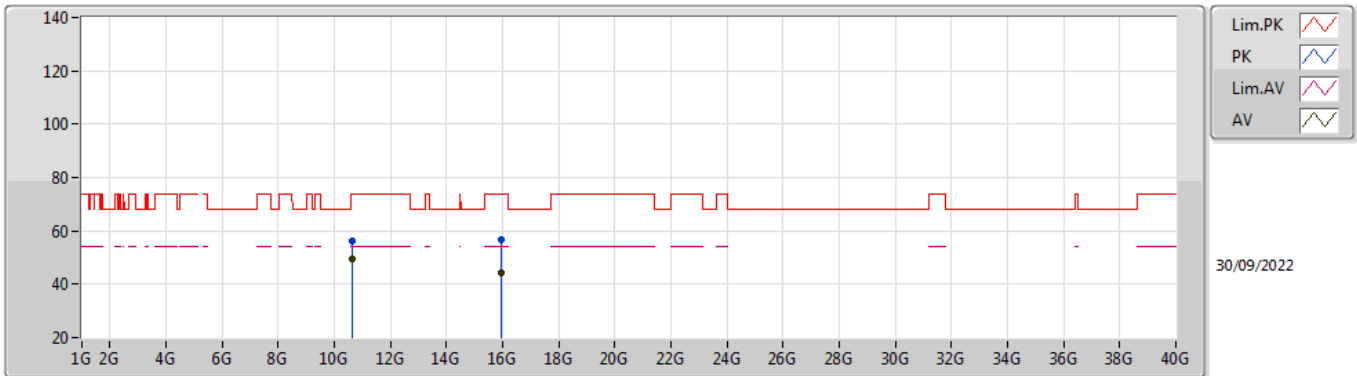


EUT_X_2TX
Setting 19
02-F-C-6-10

Type	Freq (Hz)	Level (dBuV/m)	Limit (dBuV/m)	Margin (dB)	Raw (dBuV)	Dist (m)	Condition	Azimuth (°)	Height (m)	Comment	AF (dB)	CL (dB)	PA (dB)
PK	5.3192G	121.31	Inf	-Inf	112.83	3	Horizontal	0	2.90	-	33.84	5.36	30.72
AV	5.3192G	108.39	Inf	-Inf	99.91	3	Horizontal	0	2.90	-	33.84	5.36	30.72
PK	5.35G	69.03	74.00	-4.97	60.47	3	Horizontal	0	2.90	-	33.90	5.38	30.72
AV	5.35G	52.63	54.00	-1.37	44.07	3	Horizontal	0	2.90	-	33.90	5.38	30.72

802.11ax HEW20_Nss1,(MCS0)_2TX

5320MHz_TnomVnom

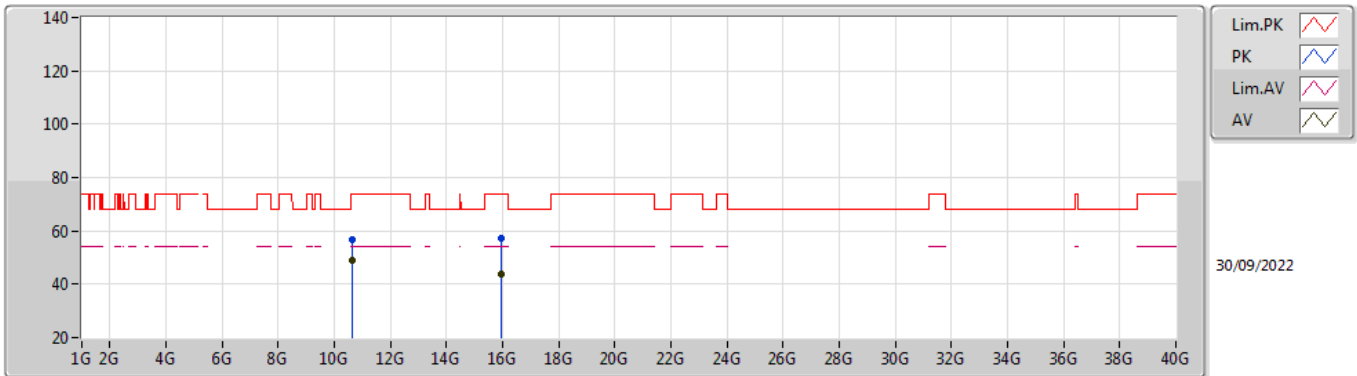


EUT_X_2TX
Setting 19
02-F-C-6

Type	Freq (Hz)	Level (dBuV/m)	Limit (dBuV/m)	Margin (dB)	Raw (dBuV)	Dist (m)	Condition	Azimuth (°)	Height (m)	Comment	AF (dB)	CL (dB)	PA (dB)
PK	10.64G	56.03	74.00	-17.97	41.84	3	Vertical	66	1.79	-	38.50	7.56	31.87
AV	10.63994G	49.59	54.00	-4.41	35.40	3	Vertical	66	1.79	-	38.50	7.56	31.87
PK	15.9459G	56.88	74.00	-17.12	41.16	3	Vertical	243	1.94	-	37.30	9.98	31.56
AV	15.95874G	44.26	54.00	-9.74	28.55	3	Vertical	243	1.94	-	37.30	9.98	31.57

802.11ax HEW20_Nss1,(MCS0)_2TX

5320MHz_TnomVnom

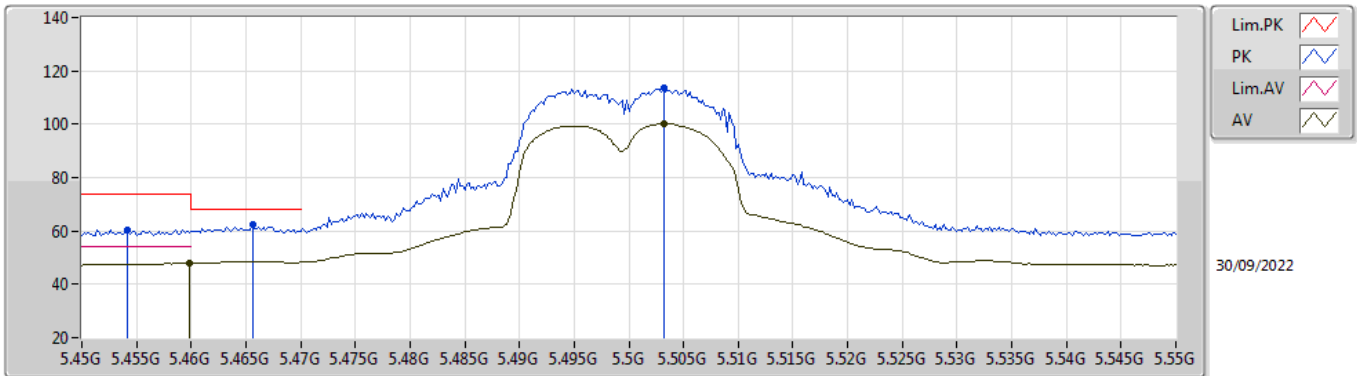


EUT_X_2TX
Setting 19
02-F-C-6

Type	Freq (Hz)	Level (dBuV/m)	Limit (dBuV/m)	Margin (dB)	Raw (dBuV)	Dist (m)	Condition	Azimuth (°)	Height (m)	Comment	AF (dB)	CL (dB)	PA (dB)
PK	10.63988G	56.63	74.00	-17.37	42.44	3	Horizontal	60	1.66	-	38.50	7.56	31.87
AV	10.64G	49.10	54.00	-4.90	34.91	3	Horizontal	60	1.66	-	38.50	7.56	31.87
PK	15.957G	57.27	74.00	-16.73	41.56	3	Horizontal	86	1.41	-	37.30	9.98	31.57
AV	15.95934G	43.82	54.00	-10.18	28.11	3	Horizontal	86	1.41	-	37.30	9.98	31.57

802.11ax HEW20_Nss1,(MCS0)_2TX

5500MHz_TnomVnom

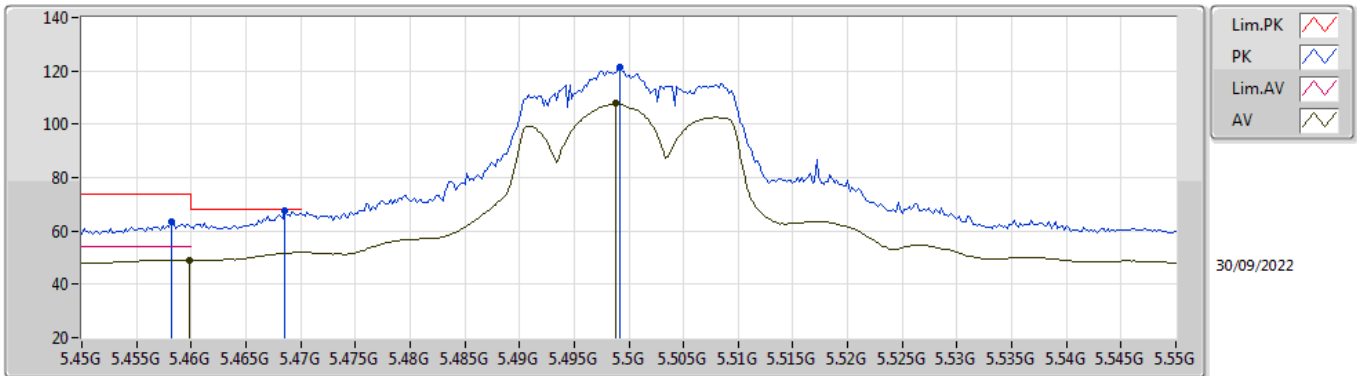


EUT_X_2TX
Setting 18.5
02-F-C-6-10

Type	Freq (Hz)	Level (dBuV/m)	Limit (dBuV/m)	Margin (dB)	Raw (dBuV)	Dist (m)	Condition	Azimuth (°)	Height (m)	Comment	AF (dB)	CL (dB)	PA (dB)
PK	5.4542G	60.57	74.00	-13.43	51.84	3	Vertical	345	1.79	-	34.00	5.45	30.72
AV	5.4598G	47.86	54.00	-6.14	39.12	3	Vertical	345	1.79	-	34.00	5.46	30.72
PK	5.4656G	62.24	68.20	-5.96	53.49	3	Vertical	345	1.79	-	34.00	5.47	30.72
PK	5.5032G	113.55	Inf	-Inf	104.77	3	Vertical	345	1.79	-	34.00	5.50	30.72
AV	5.5032G	100.27	Inf	-Inf	91.49	3	Vertical	345	1.79	-	34.00	5.50	30.72

802.11ax HEW20_Nss1,(MCS0)_2TX

5500MHz_TnomVnom

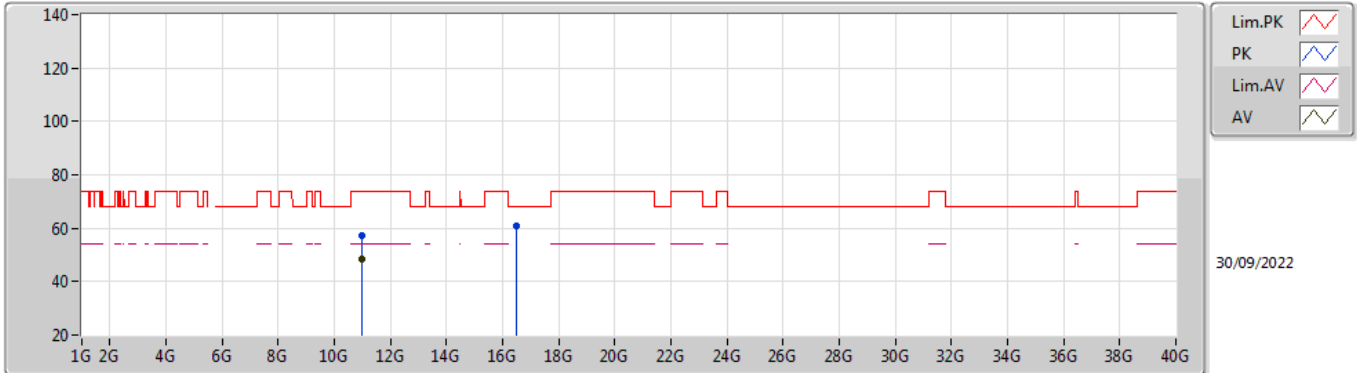


EUT_X_2TX
Setting 18.5
02-F-C-6-10

Type	Freq (Hz)	Level (dBuV/m)	Limit (dBuV/m)	Margin (dB)	Raw (dBuV)	Dist (m)	Condition	Azimuth (°)	Height (m)	Comment	AF (dB)	CL (dB)	PA (dB)
PK	5.4582G	63.44	74.00	-10.56	54.70	3	Horizontal	6	2.12	-	34.00	5.46	30.72
AV	5.4598G	49.22	54.00	-4.78	40.48	3	Horizontal	6	2.12	-	34.00	5.46	30.72
PK	5.4686G	67.80	68.20	-0.40	59.05	3	Horizontal	6	2.12	-	34.00	5.47	30.72
PK	5.4992G	121.14	Inf	-Inf	112.36	3	Horizontal	6	2.12	-	34.00	5.50	30.72
AV	5.4988G	107.68	Inf	-Inf	98.90	3	Horizontal	6	2.12	-	34.00	5.50	30.72

802.11ax HEW20_Nss1,(MCS0)_2TX

5500MHz_TnomVnom

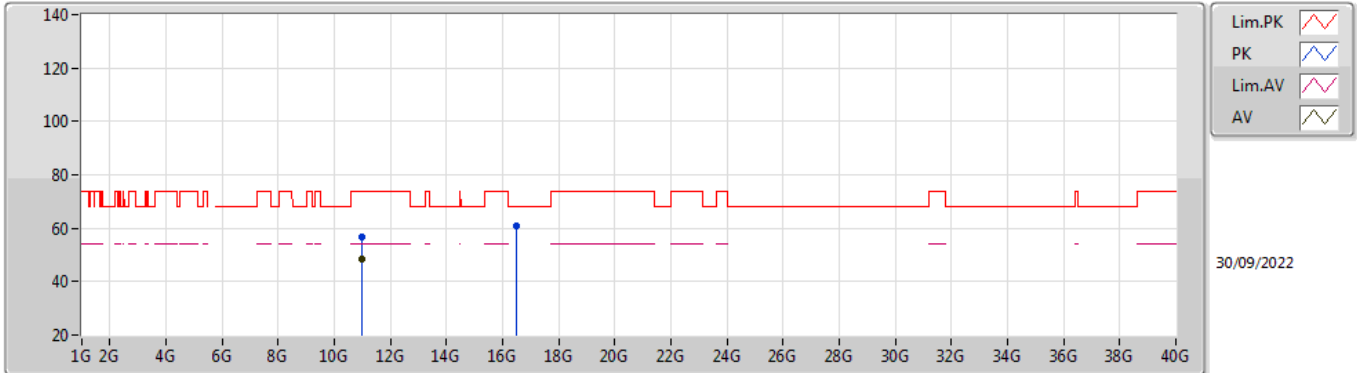


EUT X_2TX
Setting 18.5
02-F-C-6

Type	Freq (Hz)	Level (dBuV/m)	Limit (dBuV/m)	Margin (dB)	Raw (dBuV)	Dist (m)	Condition	Azimuth (°)	Height (m)	Comment	AF (dB)	CL (dB)	PA (dB)
PK	11.00006G	57.23	74.00	-16.77	42.85	3	Vertical	58	1.86	-	38.60	7.70	31.92
AV	11G	48.45	54.00	-5.55	34.07	3	Vertical	58	1.86	-	38.60	7.70	31.92
PK	16.50642G	60.86	68.20	-7.34	42.46	3	Vertical	179	2.93	-	39.12	10.25	30.97

802.11ax HEW20_Nss1,(MCS0)_2TX

5500MHz_TnomVnom

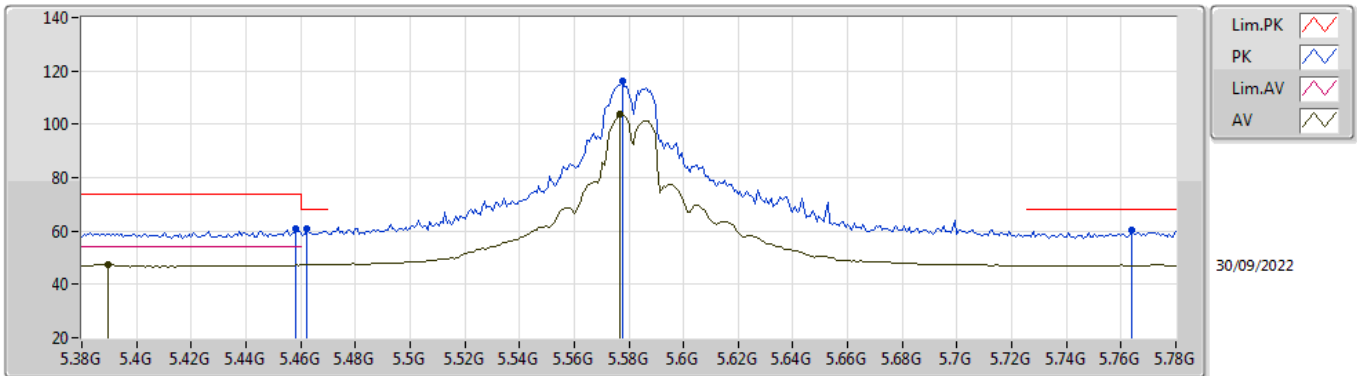


EUT X_2TX
Setting 18.5
02-F-C-6

Type	Freq (Hz)	Level (dBuV/m)	Limit (dBuV/m)	Margin (dB)	Raw (dBuV)	Dist (m)	Condition	Azimuth (°)	Height (m)	Comment	AF (dB)	CL (dB)	PA (dB)
PK	11.00006G	56.66	74.00	-17.34	42.28	3	Horizontal	44	1.64	-	38.60	7.70	31.92
AV	11G	48.22	54.00	-5.78	33.84	3	Horizontal	44	1.64	-	38.60	7.70	31.92
PK	16.49868G	60.81	68.20	-7.39	42.45	3	Horizontal	206	2.19	-	39.09	10.25	30.98

802.11ax HEW20_Nss1,(MCS0)_2TX

5580MHz_TnomVnom

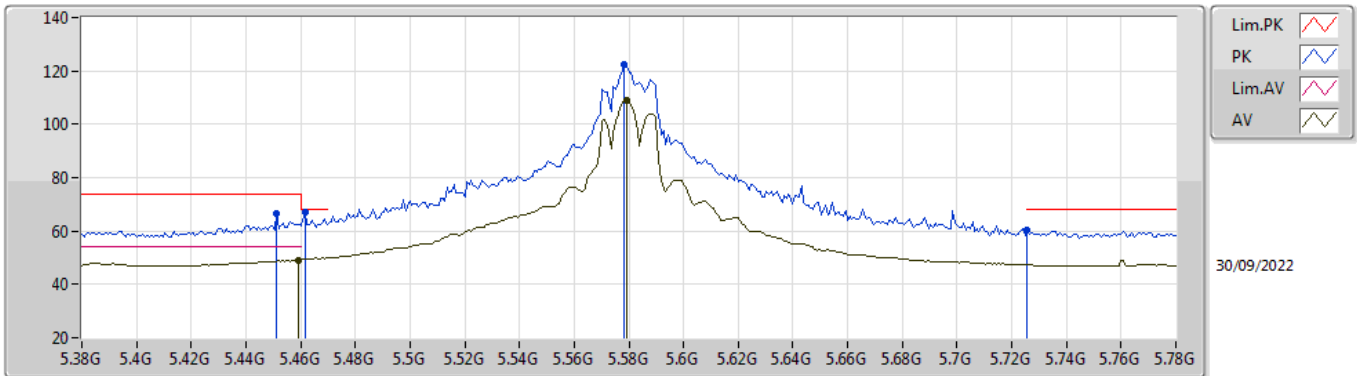


EUT_X_2TX
Setting 21.5
02-F-C-6-10

Type	Freq (Hz)	Level (dBuV/m)	Limit (dBuV/m)	Margin (dB)	Raw (dBuV)	Dist (m)	Condition	Azimuth (°)	Height (m)	Comment	AF (dB)	CL (dB)	PA (dB)
PK	5.4584G	60.97	74.00	-13.03	52.23	3	Vertical	35	2.58	-	34.00	5.46	30.72
AV	5.3896G	47.39	54.00	-6.61	38.74	3	Vertical	35	2.58	-	33.98	5.39	30.72
PK	5.4624G	60.97	68.20	-7.23	52.23	3	Vertical	35	2.58	-	34.00	5.46	30.72
PK	5.5776G	116.28	Inf	-Inf	107.54	3	Vertical	35	2.58	-	33.94	5.58	30.78
AV	5.5768G	103.62	Inf	-Inf	94.87	3	Vertical	35	2.58	-	33.95	5.58	30.78
PK	5.764G	60.09	68.20	-8.11	51.61	3	Vertical	35	2.58	-	33.80	5.60	30.92

802.11ax HEW20_Nss1,(MCS0)_2TX

5580MHz_TnomVnom

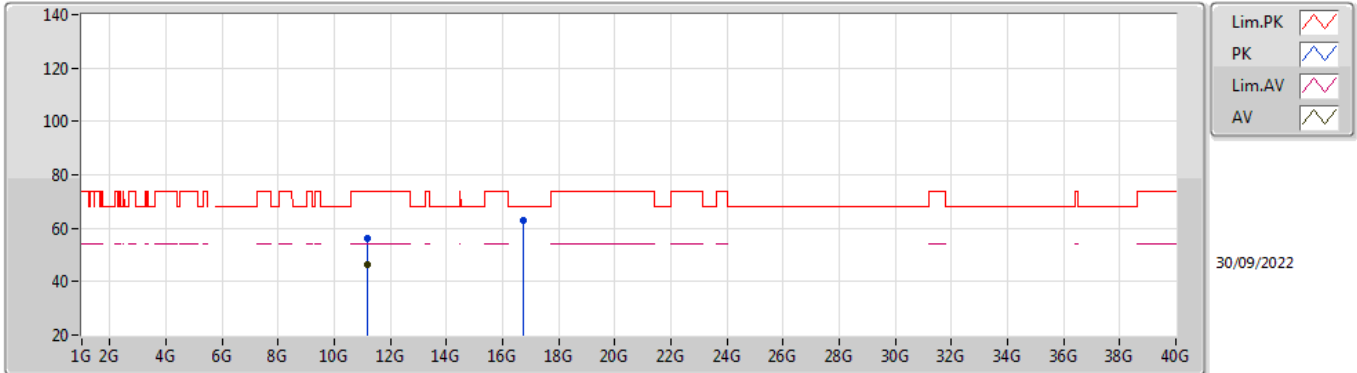


EUT_X_2TX
Setting 21.5
02-F-C-6-10

Type	Freq (Hz)	Level (dBuV/m)	Limit (dBuV/m)	Margin (dB)	Raw (dBuV)	Dist (m)	Condition	Azimuth (°)	Height (m)	Comment	AF (dB)	CL (dB)	PA (dB)
PK	5.4512G	66.38	74.00	-7.62	57.65	3	Horizontal	9	1.89	-	34.00	5.45	30.72
PK	5.4616G	66.82	68.20	-1.38	58.08	3	Horizontal	9	1.89	-	34.00	5.46	30.72
AV	5.4592G	49.14	54.00	-4.86	40.40	3	Horizontal	9	1.89	-	34.00	5.46	30.72
PK	5.5784G	122.22	Inf	-Inf	113.48	3	Horizontal	9	1.89	-	33.94	5.58	30.78
AV	5.5792G	108.83	Inf	-Inf	100.09	3	Horizontal	9	1.89	-	33.94	5.58	30.78
PK	5.7256G	60.45	68.20	-7.75	51.89	3	Horizontal	9	1.89	-	33.85	5.60	30.89

802.11ax HEW20_Nss1,(MCS0)_2TX

5580MHz_TnomVnom

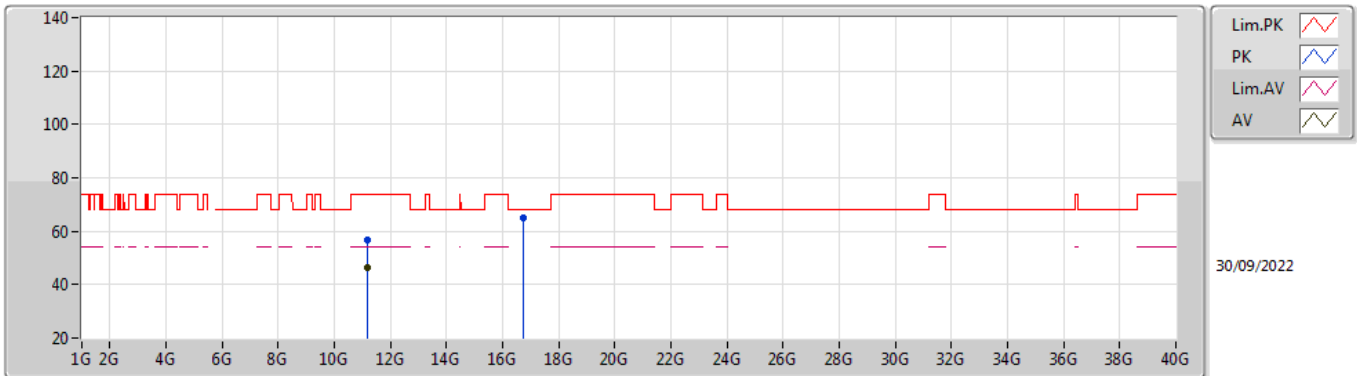


EUT X_2TX
Setting 21.5
02-F-C-6

Type	Freq (Hz)	Level (dBuV/m)	Limit (dBuV/m)	Margin (dB)	Raw (dBuV)	Dist (m)	Condition	Azimuth (°)	Height (m)	Comment	AF (dB)	CL (dB)	PA (dB)
PK	11.15982G	56.10	74.00	-17.90	41.56	3	Vertical	50	1.92	-	38.76	7.76	31.98
AV	11.15994G	46.45	54.00	-7.55	31.91	3	Vertical	50	1.92	-	38.76	7.76	31.98
PK	16.74822G	62.89	68.20	-5.31	43.15	3	Vertical	40	1.80	-	39.99	10.37	30.62

802.11ax HEW20_Nss1,(MCS0)_2TX

5580MHz_TnomVnom

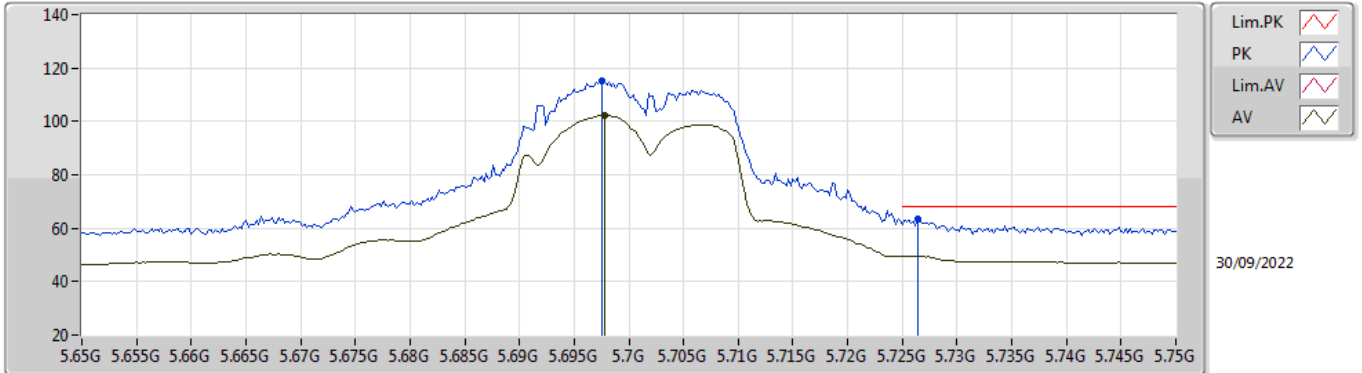


EUT X_2TX
Setting 21.5
02-F-C-6

Type	Freq (Hz)	Level (dBuV/m)	Limit (dBuV/m)	Margin (dB)	Raw (dBuV)	Dist (m)	Condition	Azimuth (°)	Height (m)	Comment	AF (dB)	CL (dB)	PA (dB)
PK	11.16042G	56.81	74.00	-17.19	42.27	3	Horizontal	19	2.23	-	38.76	7.76	31.98
AV	11.16G	46.42	54.00	-7.58	31.88	3	Horizontal	19	2.23	-	38.76	7.76	31.98
PK	16.74558G	64.79	68.20	-3.41	45.09	3	Horizontal	97	1.77	-	39.96	10.37	30.63

802.11ax HEW20_Nss1,(MCS0)_2TX

5700MHz_TnomVnom

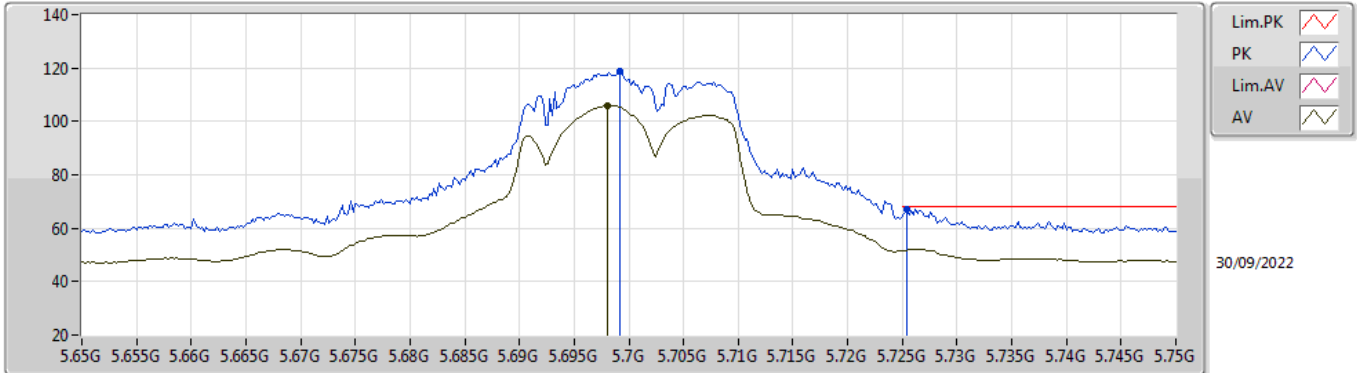


EUT X_2TX
Setting 17.5
02-F-G-4-10

Type	Freq (Hz)	Level (dBuV/m)	Limit (dBuV/m)	Margin (dB)	Raw (dBuV)	Dist (m)	Condition	Azimuth (°)	Height (m)	Comment	AF (dB)	CL (dB)	PA (dB)
PK	5.6976G	114.93	Inf	-Inf	106.30	3	Vertical	42	2.50	-	33.90	5.60	30.87
AV	5.6978G	102.17	Inf	-Inf	93.54	3	Vertical	42	2.50	-	33.90	5.60	30.87
PK	5.7264G	63.47	68.20	-4.73	54.91	3	Vertical	42	2.50	-	33.85	5.60	30.89

802.11ax HEW20_Nss1,(MCS0)_2TX

5700MHz_TnomVnom

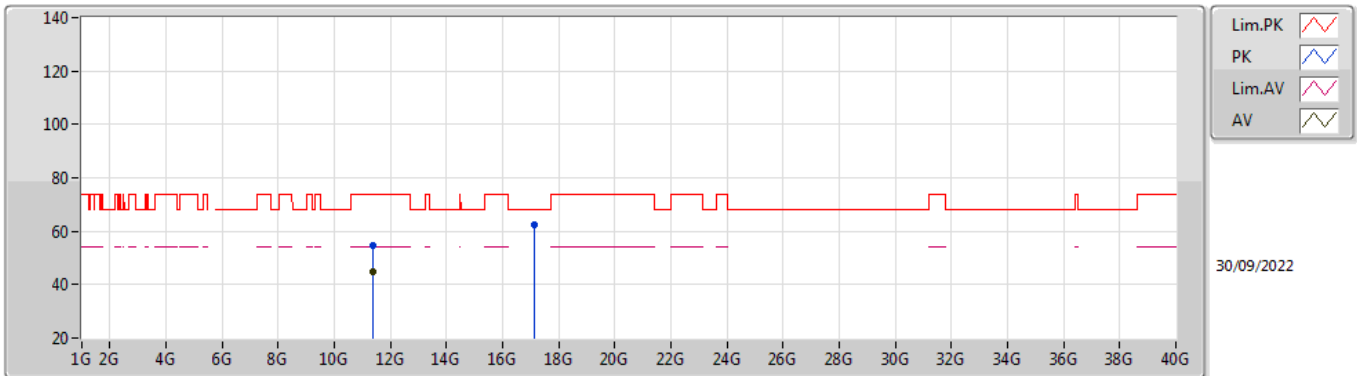


EUT X_2TX
Setting 17.5
02-F-G-4-10

Type	Freq (Hz)	Level (dBuV/m)	Limit (dBuV/m)	Margin (dB)	Raw (dBuV)	Dist (m)	Condition	Azimuth (°)	Height (m)	Comment	AF (dB)	CL (dB)	PA (dB)
PK	5.6992G	118.63	Inf	-Inf	110.00	3	Horizontal	8	1.31	-	33.90	5.60	30.87
AV	5.698G	105.85	Inf	-Inf	97.22	3	Horizontal	8	1.31	-	33.90	5.60	30.87
PK	5.7254G	67.23	68.20	-0.97	58.67	3	Horizontal	8	1.31	-	33.85	5.60	30.89

802.11ax HEW20_Nss1,(MCS0)_2TX

5700MHz_TnomVnom

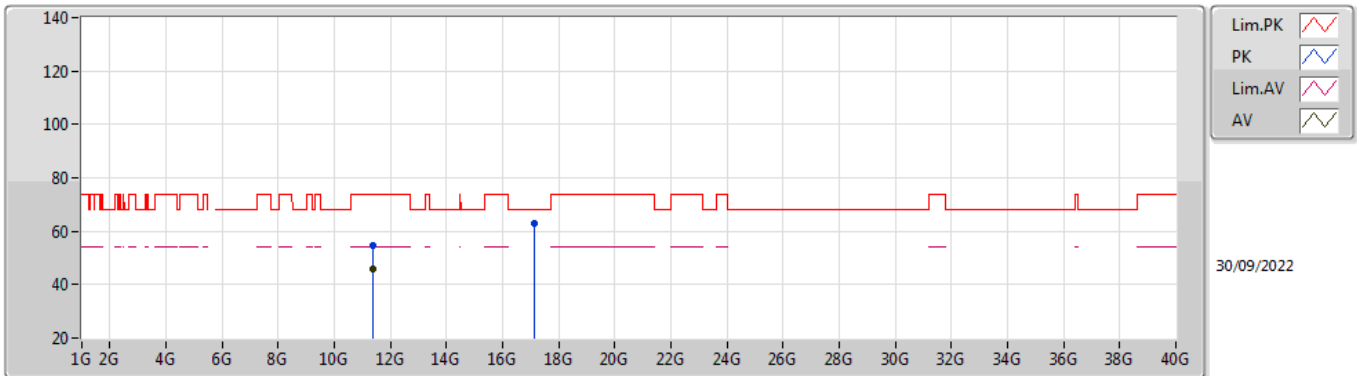


EUT X_2TX
Setting 17.5
02-F-G-4

Type	Freq (Hz)	Level (dBuV/m)	Limit (dBuV/m)	Margin (dB)	Raw (dBuV)	Dist (m)	Condition	Azimuth (°)	Height (m)	Comment	AF (dB)	CL (dB)	PA (dB)
PK	11.4G	54.70	74.00	-19.30	40.12	3	Vertical	50	1.90	-	38.80	7.86	32.08
AV	11.39994G	44.81	54.00	-9.19	30.23	3	Vertical	50	1.90	-	38.80	7.86	32.08
PK	17.10786G	62.48	68.20	-5.72	40.73	3	Vertical	45	1.07	-	41.45	10.55	30.25

802.11ax HEW20_Nss1,(MCS0)_2TX

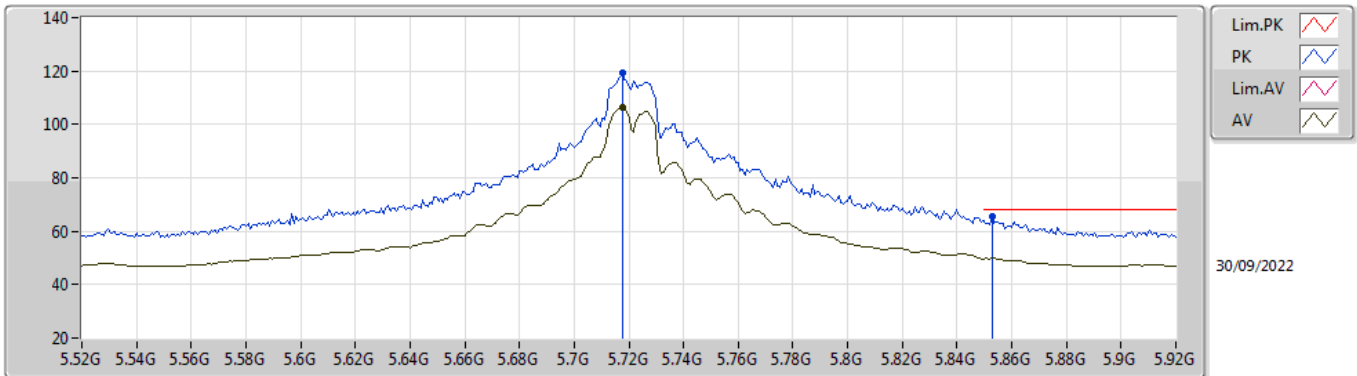
5700MHz_TnomVnom



EUT X_2TX
Setting 17.5
02-F-G-4

Type	Freq (Hz)	Level (dBuV/m)	Limit (dBuV/m)	Margin (dB)	Raw (dBuV)	Dist (m)	Condition	Azimuth (°)	Height (m)	Comment	AF (dB)	CL (dB)	PA (dB)
PK	11.39994G	54.48	74.00	-19.52	39.90	3	Horizontal	40	1.62	-	38.80	7.86	32.08
AV	11.4G	45.87	54.00	-8.13	31.29	3	Horizontal	40	1.62	-	38.80	7.86	32.08
PK	17.11122G	62.70	68.20	-5.50	40.92	3	Horizontal	159	1.26	-	41.47	10.56	30.25

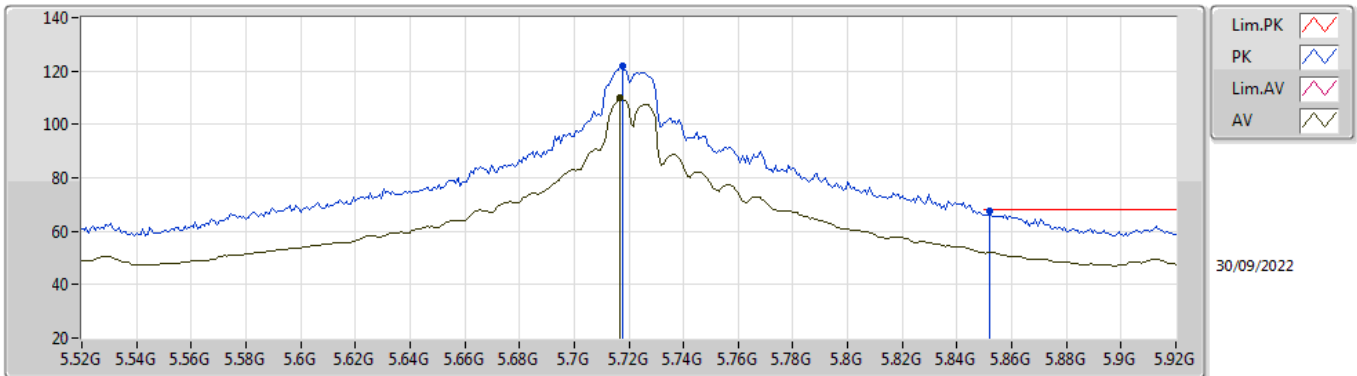
802.11ax HEW20_Nss1,(MCS0)_2TX
5720MHz Straddle 5.47-5.725GHz_TnomVnom



EUT_X_2TX
 Setting 22.5
 02-F-G-4-10

Type	Freq (Hz)	Level (dBuV/m)	Limit (dBuV/m)	Margin (dB)	Raw (dBuV)	Dist (m)	Condition	Azimuth (°)	Height (m)	Comment	AF (dB)	CL (dB)	PA (dB)
PK	5.7176G	119.26	Inf	-Inf	110.69	3	Vertical	39	2.59	-	33.86	5.60	30.89
AV	5.7176G	106.58	Inf	-Inf	98.01	3	Vertical	39	2.59	-	33.86	5.60	30.89
PK	5.8528G	65.50	68.20	-2.70	57.02	3	Vertical	39	2.59	-	33.82	5.65	30.99

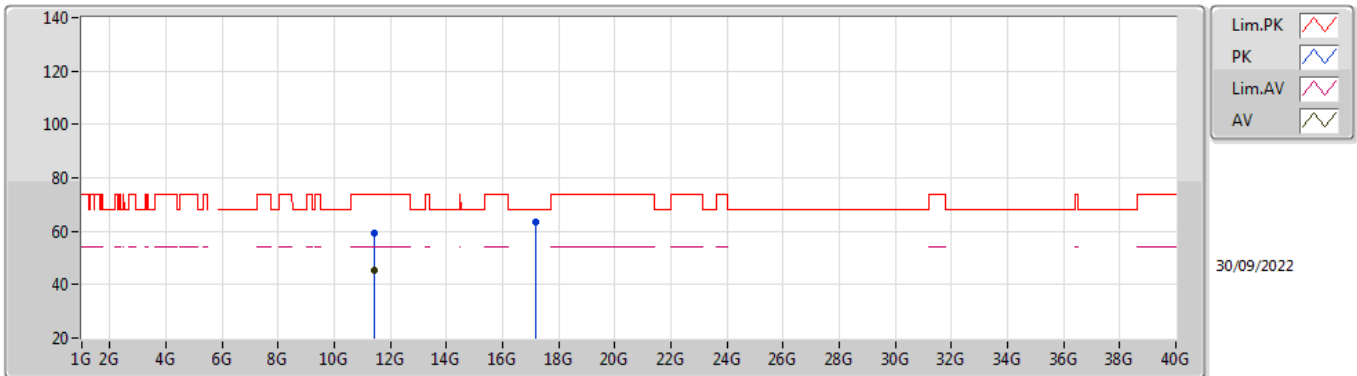
802.11ax HEW20_Nss1,(MCS0)_2TX
5720MHz Straddle 5.47-5.725GHz_TnomVnom



EUT X_2TX
 Setting 22.5
 02-F-G-4-10

Type	Freq (Hz)	Level (dBuV/m)	Limit (dBuV/m)	Margin (dB)	Raw (dBuV)	Dist (m)	Condition	Azimuth (°)	Height (m)	Comment	AF (dB)	CL (dB)	PA (dB)
PK	5.7176G	121.66	Inf	-Inf	113.09	3	Horizontal	6	1.05	-	33.86	5.60	30.89
AV	5.7168G	109.77	Inf	-Inf	101.18	3	Horizontal	6	1.05	-	33.87	5.60	30.88
PK	5.852G	67.77	68.20	-0.43	59.30	3	Horizontal	6	1.05	-	33.81	5.65	30.99

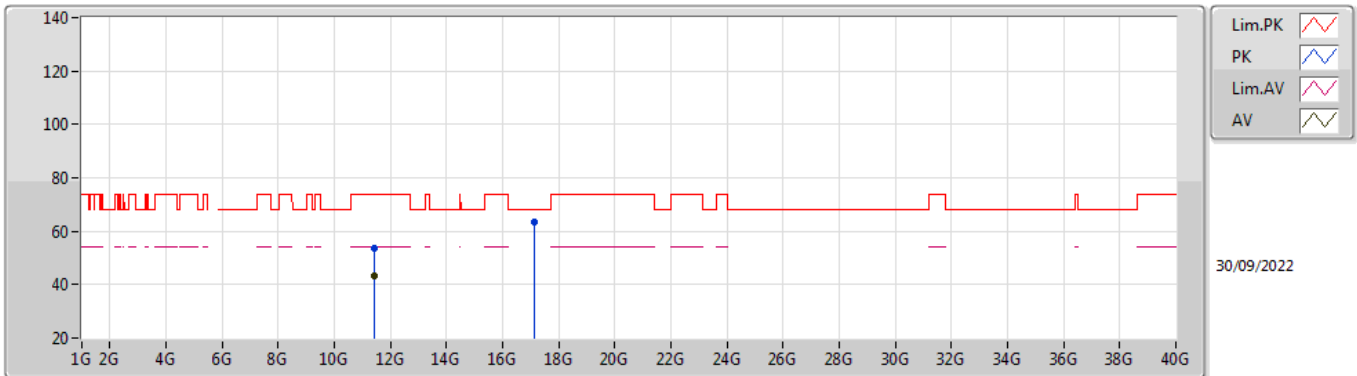
802.11ax HEW20_Nss1,(MCS0)_2TX
5720MHz Straddle 5.47-5.725GHz_TnomVnom



EUT X_2TX
 Setting 22.5
 02-F-G-4

Type	Freq (Hz)	Level (dBuV/m)	Limit (dBuV/m)	Margin (dB)	Raw (dBuV)	Dist (m)	Condition	Azimuth (°)	Height (m)	Comment	AF (dB)	CL (dB)	PA (dB)
PK	11.4442G	59.40	74.00	-14.60	44.73	3	Vertical	355	2.97	-	38.89	7.88	32.10
AV	11.44408G	45.45	54.00	-8.55	30.78	3	Vertical	355	2.97	-	38.89	7.88	32.10
PK	17.1615G	63.66	68.20	-4.54	41.55	3	Vertical	8	2.44	-	41.77	10.58	30.24

802.11ax HEW20_Nss1,(MCS0)_2TX
5720MHz Straddle 5.47-5.725GHz_TnomVnom

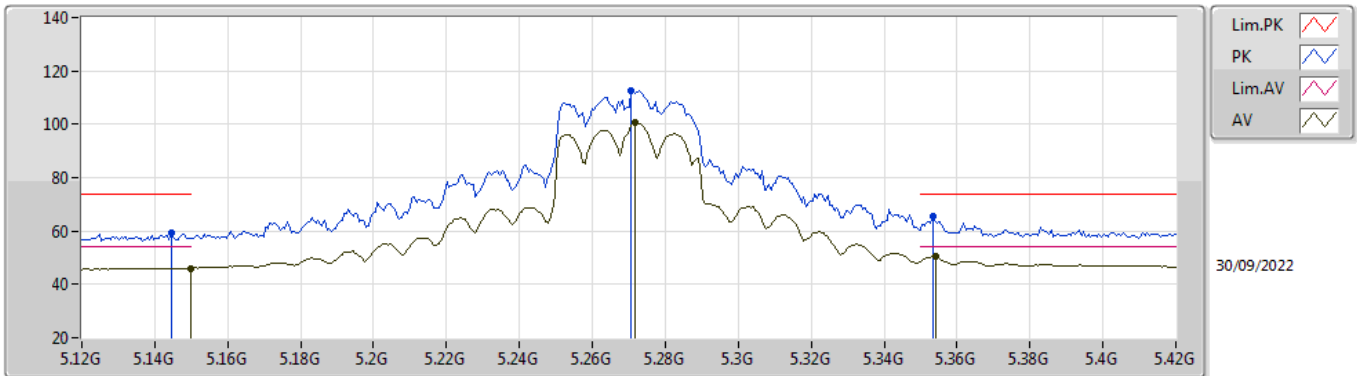


EUT X_2TX
 Setting 22.5
 02-F-G-4

Type	Freq (Hz)	Level (dBuV/m)	Limit (dBuV/m)	Margin (dB)	Raw (dBuV)	Dist (m)	Condition	Azimuth (°)	Height (m)	Comment	AF (dB)	CL (dB)	PA (dB)
PK	11.43988G	53.87	74.00	-20.13	39.21	3	Horizontal	39	1.54	-	38.88	7.88	32.10
AV	11.44G	43.52	54.00	-10.48	28.86	3	Horizontal	39	1.54	-	38.88	7.88	32.10
PK	17.14656G	63.64	68.20	-4.56	41.64	3	Horizontal	73	2.75	-	41.68	10.57	30.25

802.11ax HEW40_Nss1,(MCS0)_2TX

5270MHz_TnomVnom

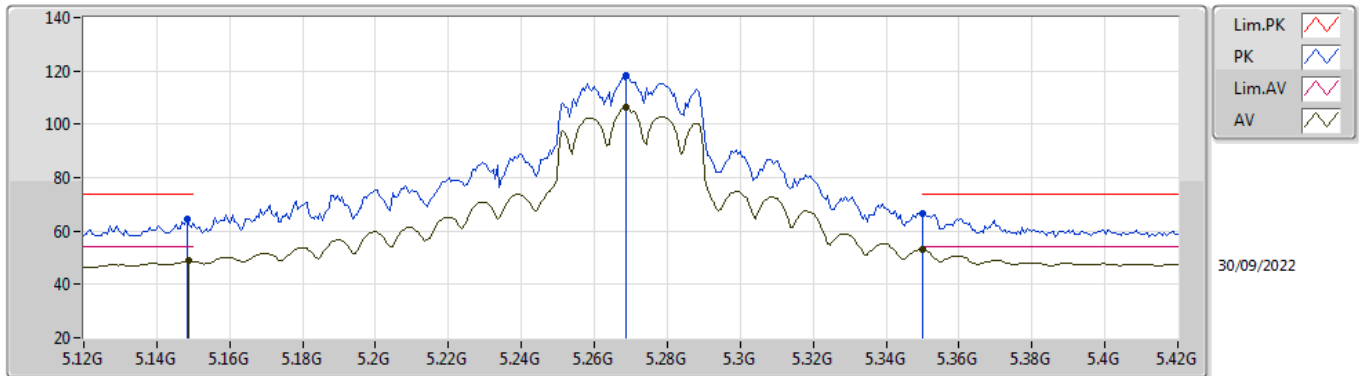


EUT_X_2TX
Setting 20
02-F-J-8-10

Type	Freq (Hz)	Level (dBuV/m)	Limit (dBuV/m)	Margin (dB)	Raw (dBuV)	Dist (m)	Condition	Azimuth (°)	Height (m)	Comment	AF (dB)	CL (dB)	PA (dB)
PK	5.1446G	59.17	74.00	-14.83	51.07	3	Vertical	335	1.79	-	33.59	5.24	30.73
AV	5.15G	46.07	54.00	-7.93	37.95	3	Vertical	335	1.79	-	33.60	5.25	30.73
PK	5.2706G	112.43	Inf	-Inf	104.07	3	Vertical	335	1.79	-	33.74	5.34	30.72
AV	5.2718G	100.61	Inf	-Inf	92.25	3	Vertical	335	1.79	-	33.74	5.34	30.72
PK	5.3534G	65.43	74.00	-8.57	56.86	3	Vertical	335	1.79	-	33.91	5.38	30.72
AV	5.354G	50.39	54.00	-3.61	41.82	3	Vertical	335	1.79	-	33.91	5.38	30.72

802.11ax HEW40_Nss1,(MCS0)_2TX

5270MHz_TnomVnom

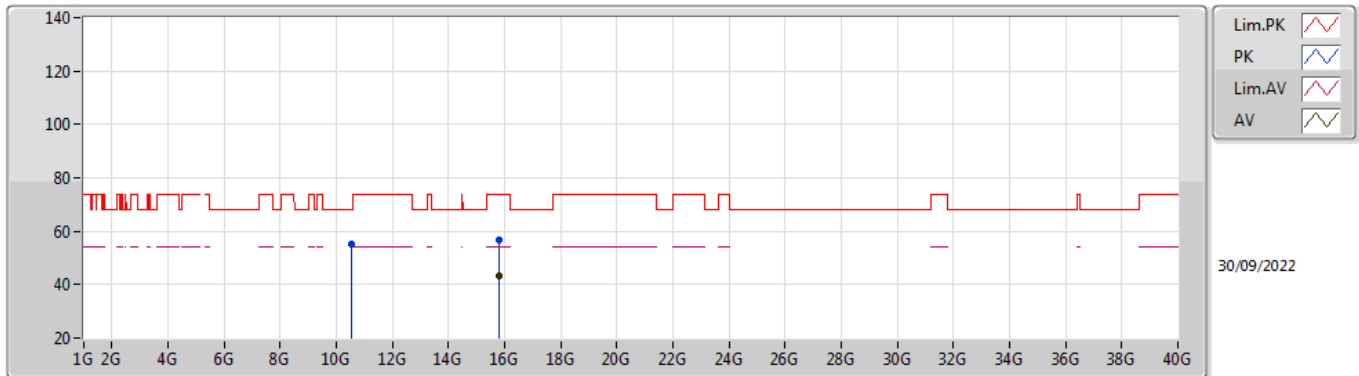


EUT_X_2TX
Setting 20
02-F-J-8-10

Type	Freq (Hz)	Level (dBuV/m)	Limit (dBuV/m)	Margin (dB)	Raw (dBuV)	Dist (m)	Condition	Azimuth (°)	Height (m)	Comment	AF (dB)	CL (dB)	PA (dB)
PK	5.1482G	64.25	74.00	-9.75	56.13	3	Horizontal	0	2.68	-	33.60	5.25	30.73
AV	5.1488G	48.76	54.00	-5.24	40.64	3	Horizontal	0	2.68	-	33.60	5.25	30.73
PK	5.2688G	118.10	Inf	-Inf	109.75	3	Horizontal	0	2.68	-	33.74	5.33	30.72
AV	5.2688G	106.23	Inf	-Inf	97.88	3	Horizontal	0	2.68	-	33.74	5.33	30.72
PK	5.35G	66.60	74.00	-7.40	58.04	3	Horizontal	0	2.68	-	33.90	5.38	30.72
AV	5.35G	52.87	54.00	-1.13	44.31	3	Horizontal	0	2.68	-	33.90	5.38	30.72

802.11ax HEW40_Nss1,(MCS0)_2TX

5270MHz_TnomVnom

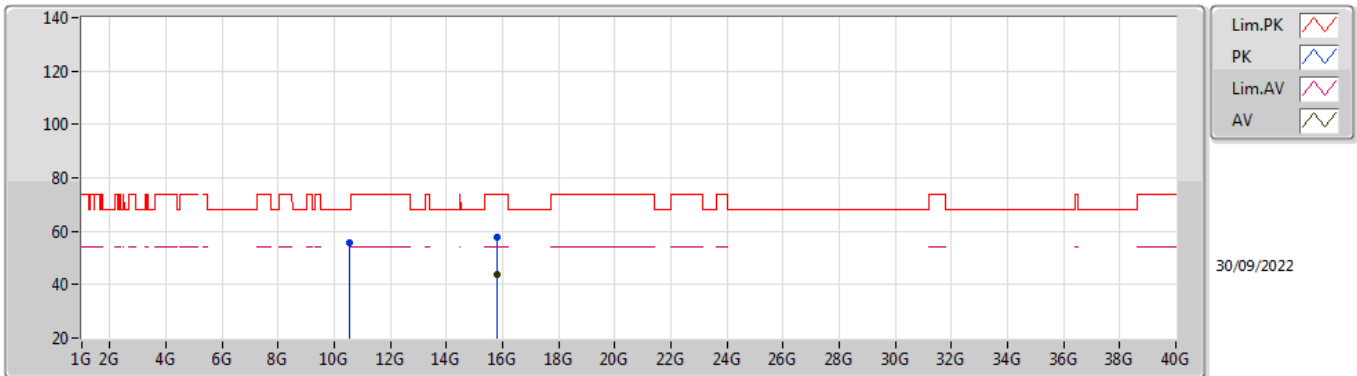


EUT X_2TX
Setting 20
02-F-J-8

Type	Freq (Hz)	Level (dBuV/m)	Limit (dBuV/m)	Margin (dB)	Raw (dBuV)	Dist (m)	Condition	Azimuth (°)	Height (m)	Comment	AF (dB)	CL (dB)	PA (dB)
PK	10.54006G	55.39	68.20	-12.81	41.17	3	Vertical	67	1.78	-	38.56	7.52	31.86
PK	15.82332G	56.86	74.00	-17.14	40.99	3	Vertical	337	2.44	-	37.45	9.92	31.50
AV	15.79506G	43.47	54.00	-10.53	27.54	3	Vertical	337	2.44	-	37.50	9.91	31.48

802.11ax HEW40_Nss1,(MCS0)_2TX

5270MHz_TnomVnom

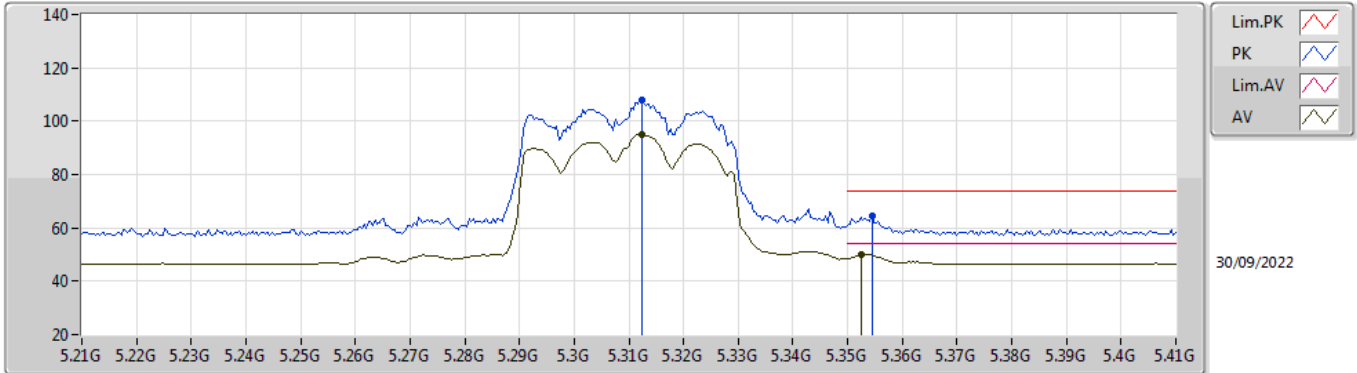


EUT X_2TX
Setting 20
02-F-J-8

Type	Freq (Hz)	Level (dBuV/m)	Limit (dBuV/m)	Margin (dB)	Raw (dBuV)	Dist (m)	Condition	Azimuth (°)	Height (m)	Comment	AF (dB)	CL (dB)	PA (dB)
PK	10.54012G	55.50	68.20	-12.70	41.28	3	Horizontal	260	1.67	-	38.56	7.52	31.86
PK	15.80796G	57.79	74.00	-16.21	41.89	3	Horizontal	54	2.35	-	37.48	9.91	31.49
AV	15.7977G	43.54	54.00	-10.46	27.61	3	Horizontal	54	2.35	-	37.50	9.91	31.48

802.11ax HEW40_Nss1,(MCS0)_2TX

5310MHz_TnomVnom

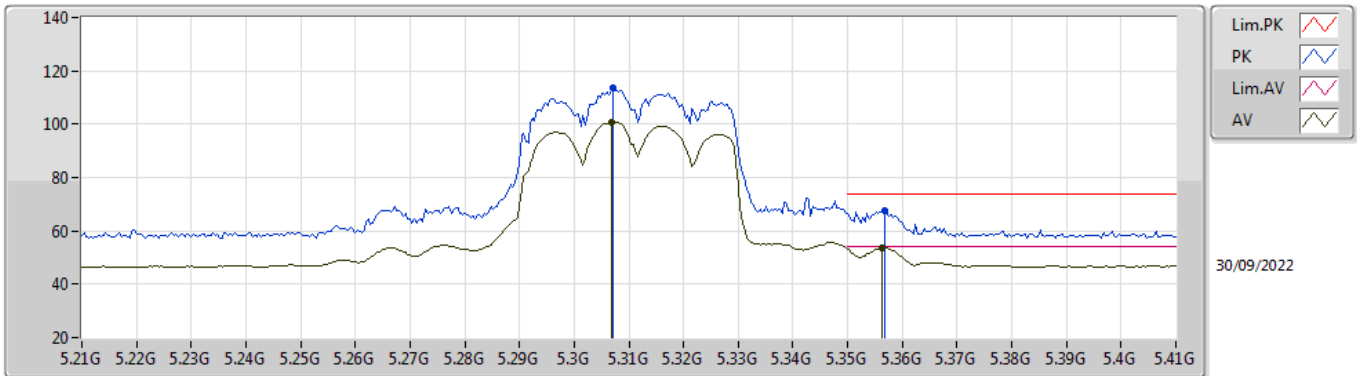


EUT_X_2TX
Setting 14
02-F-J-8-10

Type	Freq (Hz)	Level (dBuV/m)	Limit (dBuV/m)	Margin (dB)	Raw (dBuV)	Dist (m)	Condition	Azimuth (°)	Height (m)	Comment	AF (dB)	CL (dB)	PA (dB)
PK	5.3124G	108.18	Inf	-Inf	99.72	3	Vertical	338	1.77	-	33.82	5.36	30.72
AV	5.3124G	94.97	Inf	-Inf	86.51	3	Vertical	338	1.77	-	33.82	5.36	30.72
PK	5.3544G	64.32	74.00	-9.68	55.75	3	Vertical	338	1.77	-	33.91	5.38	30.72
AV	5.3524G	49.97	54.00	-4.03	41.41	3	Vertical	338	1.77	-	33.90	5.38	30.72

802.11ax HEW40_Nss1,(MCS0)_2TX

5310MHz_TnomVnom

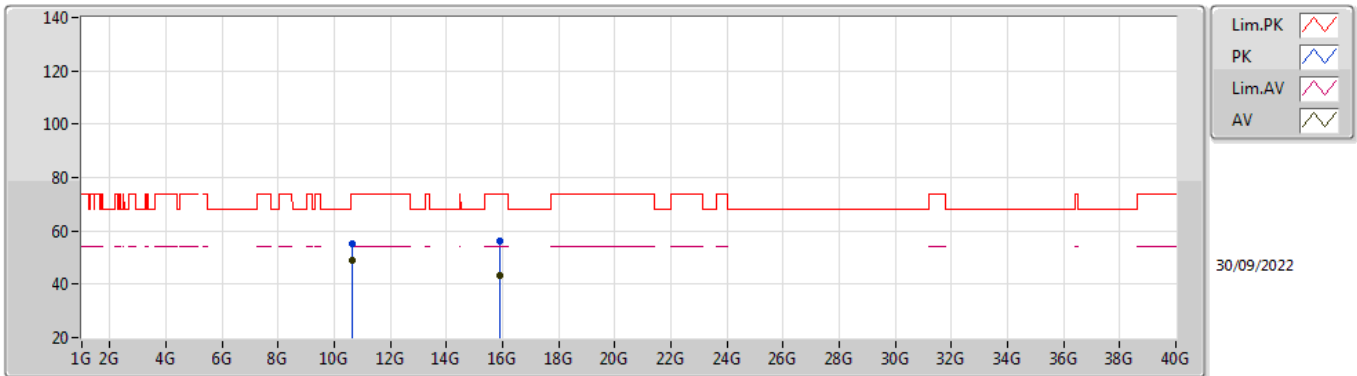


EUT_X_2TX
Setting 14
02-F-J-8-10

Type	Freq (Hz)	Level (dBuV/m)	Limit (dBuV/m)	Margin (dB)	Raw (dBuV)	Dist (m)	Condition	Azimuth (°)	Height (m)	Comment	AF (dB)	CL (dB)	PA (dB)
PK	5.3072G	113.38	Inf	-Inf	104.94	3	Horizontal	0	2.03	-	33.81	5.35	30.72
AV	5.3068G	100.82	Inf	-Inf	92.38	3	Horizontal	0	2.03	-	33.81	5.35	30.72
PK	5.3568G	67.73	74.00	-6.27	59.16	3	Horizontal	0	2.03	-	33.91	5.38	30.72
AV	5.3564G	53.54	54.00	-0.46	44.97	3	Horizontal	0	2.03	-	33.91	5.38	30.72

802.11ax HEW40_Nss1,(MCS0)_2TX

5310MHz_TnomVnom

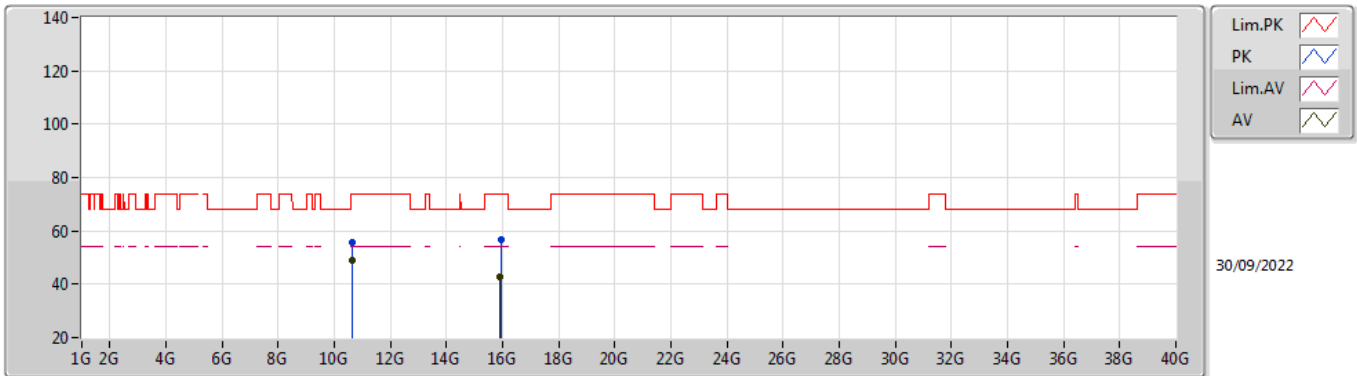


EUT_X_2TX
Setting 14
02-F-J-8

Type	Freq (Hz)	Level (dBuV/m)	Limit (dBuV/m)	Margin (dB)	Raw (dBuV)	Dist (m)	Condition	Azimuth (°)	Height (m)	Comment	AF (dB)	CL (dB)	PA (dB)
PK	10.62006G	55.18	74.00	-18.82	41.00	3	Vertical	67	1.72	-	38.50	7.55	31.87
AV	10.62G	49.16	54.00	-4.84	34.98	3	Vertical	67	1.72	-	38.50	7.55	31.87
PK	15.9225G	56.35	74.00	-17.65	40.63	3	Vertical	85	1.82	-	37.30	9.97	31.55
AV	15.91998G	43.03	54.00	-10.97	27.32	3	Vertical	85	1.82	-	37.30	9.96	31.55

802.11ax HEW40_Nss1,(MCS0)_2TX

5310MHz_TnomVnom

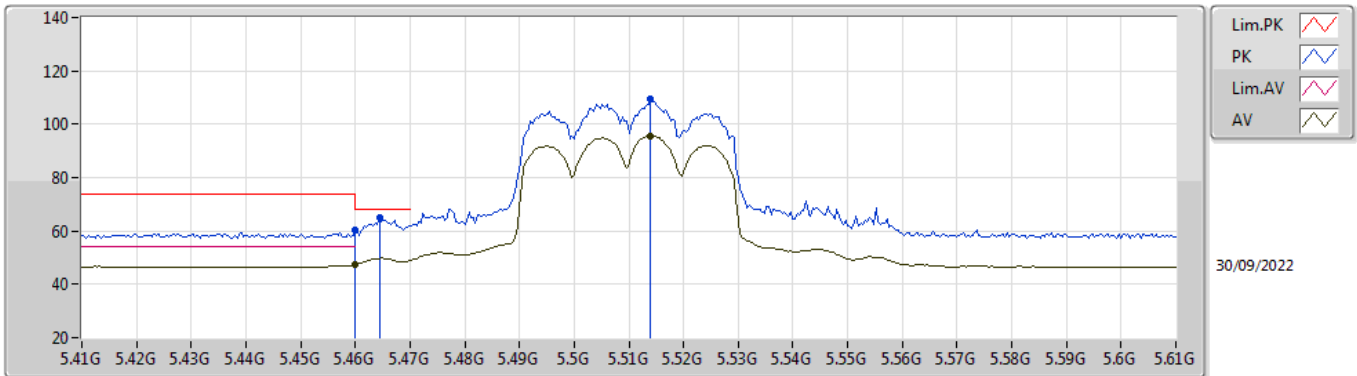


EUT_X_2TX
Setting 14
02-F-J-8

Type	Freq (Hz)	Level (dBuV/m)	Limit (dBuV/m)	Margin (dB)	Raw (dBuV)	Dist (m)	Condition	Azimuth (°)	Height (m)	Comment	AF (dB)	CL (dB)	PA (dB)
PK	10.61994G	55.87	74.00	-18.13	41.69	3	Horizontal	52	1.53	-	38.50	7.55	31.87
AV	10.62G	48.80	54.00	-5.20	34.62	3	Horizontal	52	1.53	-	38.50	7.55	31.87
PK	15.93462G	56.53	74.00	-17.47	40.82	3	Horizontal	36	2.48	-	37.30	9.97	31.56
AV	15.91578G	43.00	54.00	-11.00	27.29	3	Horizontal	36	2.48	-	37.30	9.96	31.55

802.11ax HEW40_Nss1,(MCS0)_2TX

5510MHz_TnomVnom

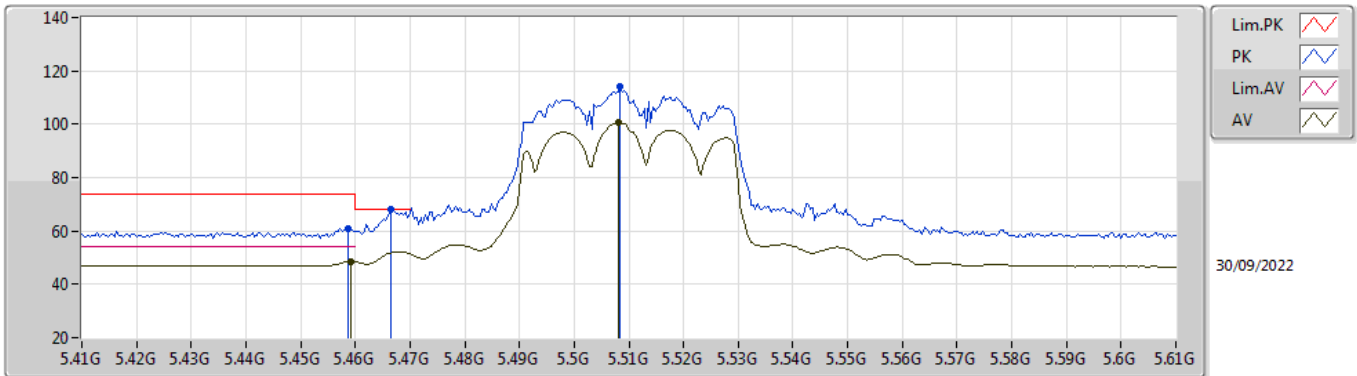


EUT_X_2TX
Setting 15
02-F-J-8-10

Type	Freq (Hz)	Level (dBuV/m)	Limit (dBuV/m)	Margin (dB)	Raw (dBuV)	Dist (m)	Condition	Azimuth (°)	Height (m)	Comment	AF (dB)	CL (dB)	PA (dB)
PK	5.46G	60.13	74.00	-13.87	51.39	3	Vertical	349	1.77	-	34.00	5.46	30.72
AV	5.46G	47.19	54.00	-6.81	38.45	3	Vertical	349	1.77	-	34.00	5.46	30.72
PK	5.4644G	64.77	68.20	-3.43	56.03	3	Vertical	349	1.77	-	34.00	5.46	30.72
PK	5.514G	109.52	Inf	-Inf	100.74	3	Vertical	349	1.77	-	34.00	5.51	30.73
AV	5.514G	95.58	Inf	-Inf	86.80	3	Vertical	349	1.77	-	34.00	5.51	30.73

802.11ax HEW40_Nss1,(MCS0)_2TX

5510MHz_TnomVnom

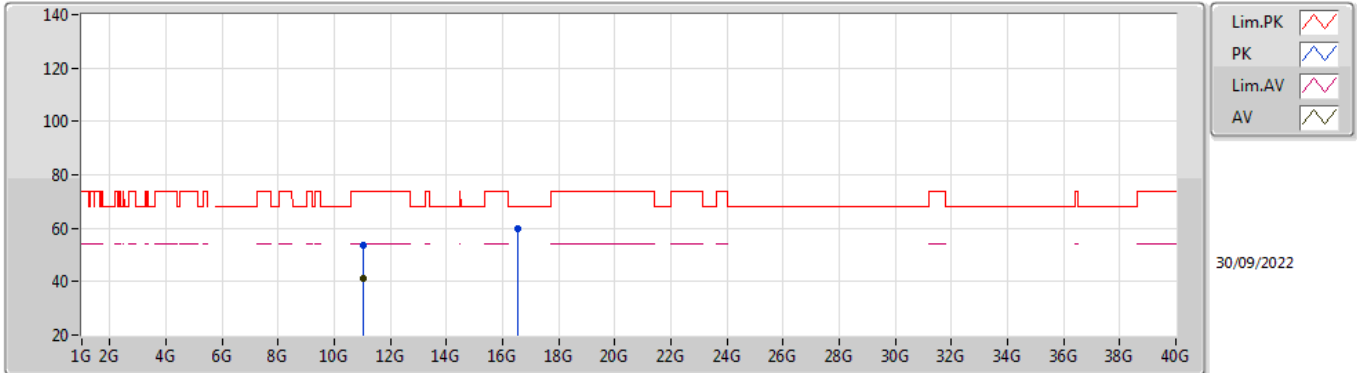


EUT X_2TX
Setting 15
02-F-J-8-10

Type	Freq (Hz)	Level (dBuV/m)	Limit (dBuV/m)	Margin (dB)	Raw (dBuV)	Dist (m)	Condition	Azimuth (°)	Height (m)	Comment	AF (dB)	CL (dB)	PA (dB)
PK	5.4588G	61.01	74.00	-12.99	52.27	3	Horizontal	8	1.74	-	34.00	5.46	30.72
AV	5.4592G	48.40	54.00	-5.60	39.66	3	Horizontal	8	1.74	-	34.00	5.46	30.72
PK	5.4664G	67.96	68.20	-0.24	59.21	3	Horizontal	8	1.74	-	34.00	5.47	30.72
PK	5.5084G	114.04	Inf	-Inf	105.26	3	Horizontal	8	1.74	-	34.00	5.51	30.73
AV	5.508G	100.45	Inf	-Inf	91.67	3	Horizontal	8	1.74	-	34.00	5.51	30.73

802.11ax HEW40_Nss1,(MCS0)_2TX

5510MHz_TnomVnom

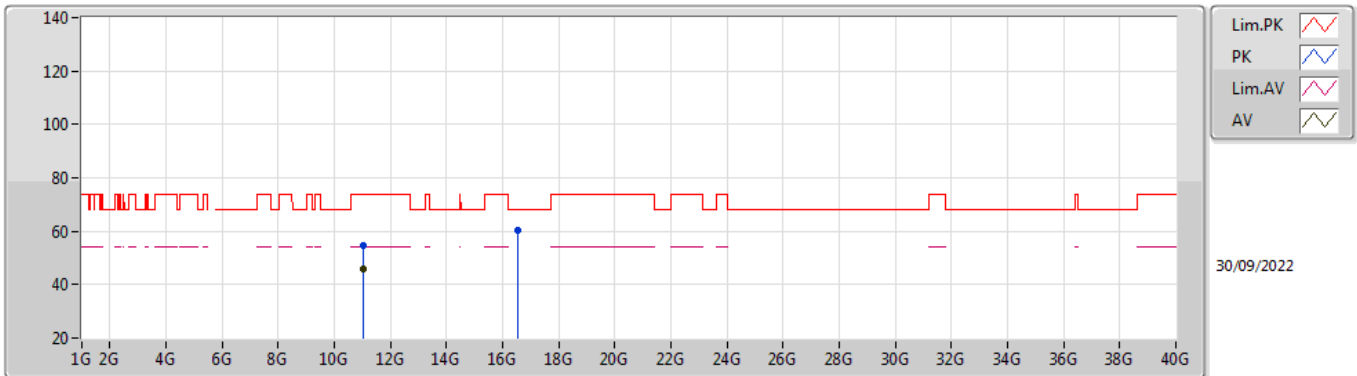


EUT X_2TX
Setting 15
02-F-J-8

Type	Freq (Hz)	Level (dBuV/m)	Limit (dBuV/m)	Margin (dB)	Raw (dBuV)	Dist (m)	Condition	Azimuth (°)	Height (m)	Comment	AF (dB)	CL (dB)	PA (dB)
PK	11.0131G	53.42	74.00	-20.58	39.03	3	Vertical	55	1.80	-	38.61	7.71	31.93
AV	11.01994G	41.10	54.00	-12.90	26.70	3	Vertical	55	1.80	-	38.62	7.71	31.93
PK	16.52286G	60.06	68.20	-8.14	41.58	3	Vertical	145	1.71	-	39.17	10.26	30.95

802.11ax HEW40_Nss1,(MCS0)_2TX

5510MHz_TnomVnom

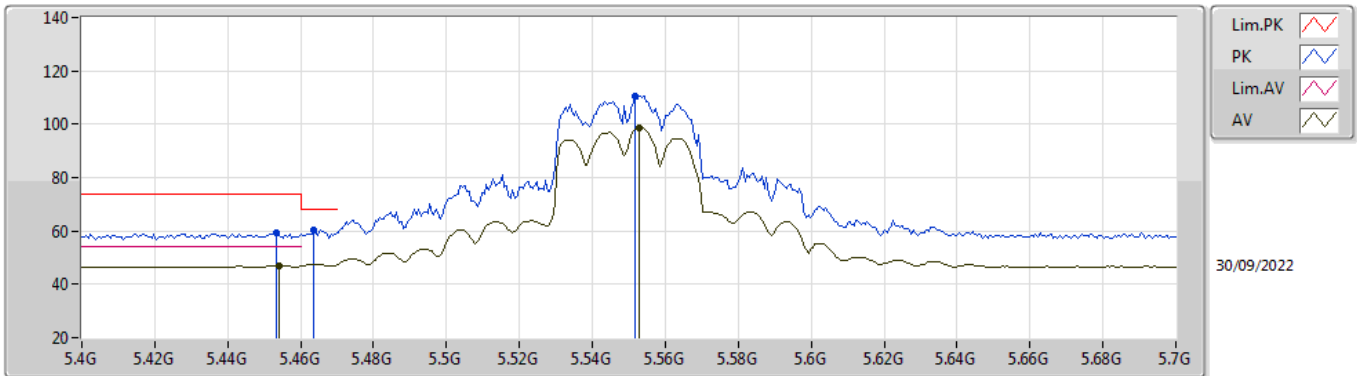


EUT X_2TX
Setting 15
02-F-J-8

Type	Freq (Hz)	Level (dBuV/m)	Limit (dBuV/m)	Margin (dB)	Raw (dBuV)	Dist (m)	Condition	Azimuth (°)	Height (m)	Comment	AF (dB)	CL (dB)	PA (dB)
PK	11.02012G	54.48	74.00	-19.52	40.08	3	Horizontal	42	1.60	-	38.62	7.71	31.93
AV	11.01994G	45.73	54.00	-8.27	31.33	3	Horizontal	42	1.60	-	38.62	7.71	31.93
PK	16.5237G	60.22	68.20	-7.98	41.74	3	Horizontal	22	1.22	-	39.17	10.26	30.95

802.11ax HEW40_Nss1,(MCS0)_2TX

5550MHz_TnomVnom

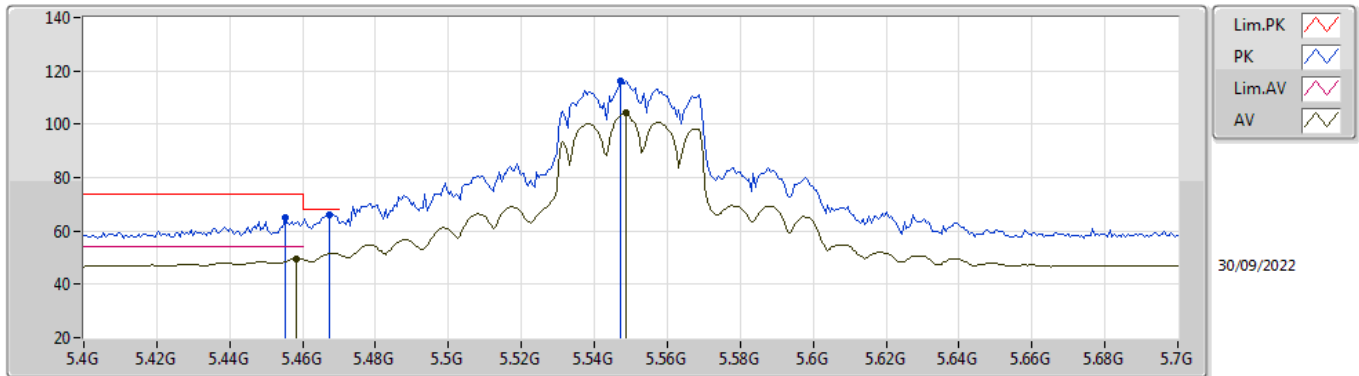


EUT_X_2TX
Setting 19
02-F-J-8-10

Type	Freq (Hz)	Level (dBuV/m)	Limit (dBuV/m)	Margin (dB)	Raw (dBuV)	Dist (m)	Condition	Azimuth (°)	Height (m)	Comment	AF (dB)	CL (dB)	PA (dB)
PK	5.4534G	59.15	74.00	-14.85	50.42	3	Vertical	22	2.23	-	34.00	5.45	30.72
AV	5.454G	47.15	54.00	-6.85	38.42	3	Vertical	22	2.23	-	34.00	5.45	30.72
PK	5.4636G	60.23	68.20	-7.97	51.49	3	Vertical	22	2.23	-	34.00	5.46	30.72
PK	5.5518G	110.73	Inf	-Inf	101.94	3	Vertical	22	2.23	-	34.00	5.55	30.76
AV	5.553G	98.64	Inf	-Inf	89.86	3	Vertical	22	2.23	-	33.99	5.55	30.76

802.11ax HEW40_Nss1,(MCS0)_2TX

5550MHz_TnomVnom

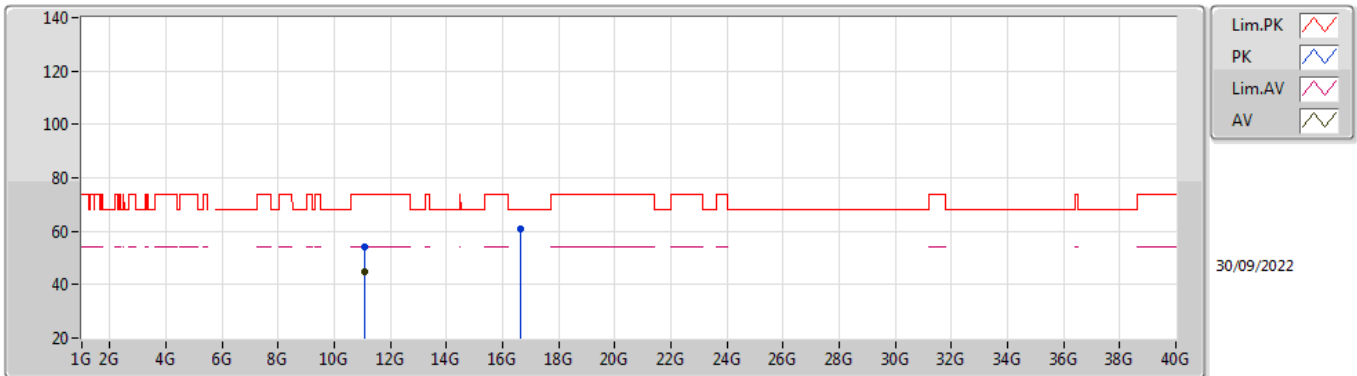


EUT_X_2TX
Setting 19
02-F-J-8-10

Type	Freq (Hz)	Level (dBuV/m)	Limit (dBuV/m)	Margin (dB)	Raw (dBuV)	Dist (m)	Condition	Azimuth (°)	Height (m)	Comment	AF (dB)	CL (dB)	PA (dB)
PK	5.4552G	64.98	74.00	-9.02	56.24	3	Horizontal	9	1.81	-	34.00	5.46	30.72
AV	5.4582G	49.53	54.00	-4.47	40.79	3	Horizontal	9	1.81	-	34.00	5.46	30.72
PK	5.4672G	65.84	68.20	-2.36	57.09	3	Horizontal	9	1.81	-	34.00	5.47	30.72
PK	5.547G	115.98	Inf	-Inf	107.19	3	Horizontal	9	1.81	-	34.00	5.55	30.76
AV	5.5488G	104.08	Inf	-Inf	95.29	3	Horizontal	9	1.81	-	34.00	5.55	30.76

802.11ax HEW40_Nss1,(MCS0)_2TX

5550MHz_TnomVnom

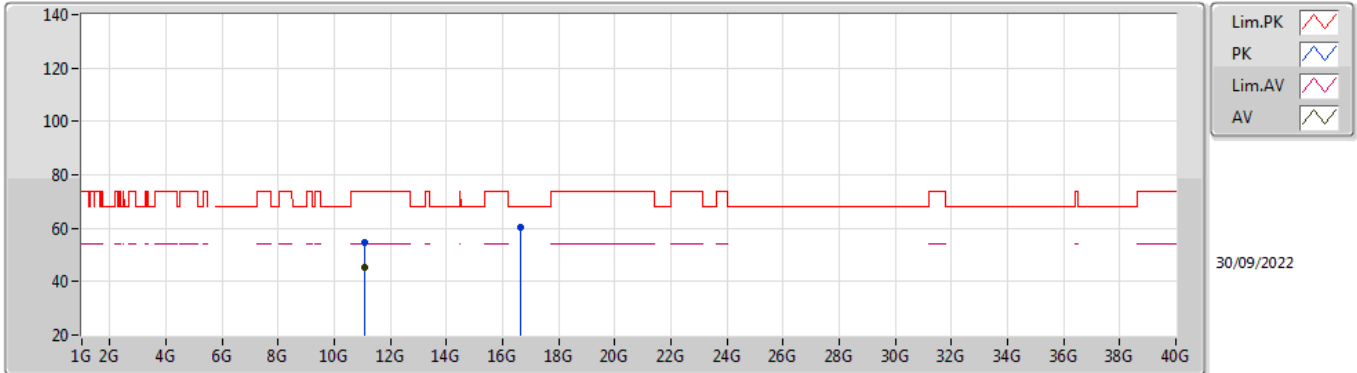


EUT X_2TX
Setting 19
02-F-J-8

Type	Freq (Hz)	Level (dBuV/m)	Limit (dBuV/m)	Margin (dB)	Raw (dBuV)	Dist (m)	Condition	Azimuth (°)	Height (m)	Comment	AF (dB)	CL (dB)	PA (dB)
PK	11.09994G	54.22	74.00	-19.78	39.74	3	Vertical	58	1.88	-	38.70	7.74	31.96
AV	11.1G	44.85	54.00	-9.15	30.37	3	Vertical	58	1.88	-	38.70	7.74	31.96
PK	16.66362G	60.63	68.20	-7.57	41.51	3	Vertical	358	1.65	-	39.53	10.33	30.74

802.11ax HEW40_Nss1,(MCS0)_2TX

5550MHz_TnomVnom

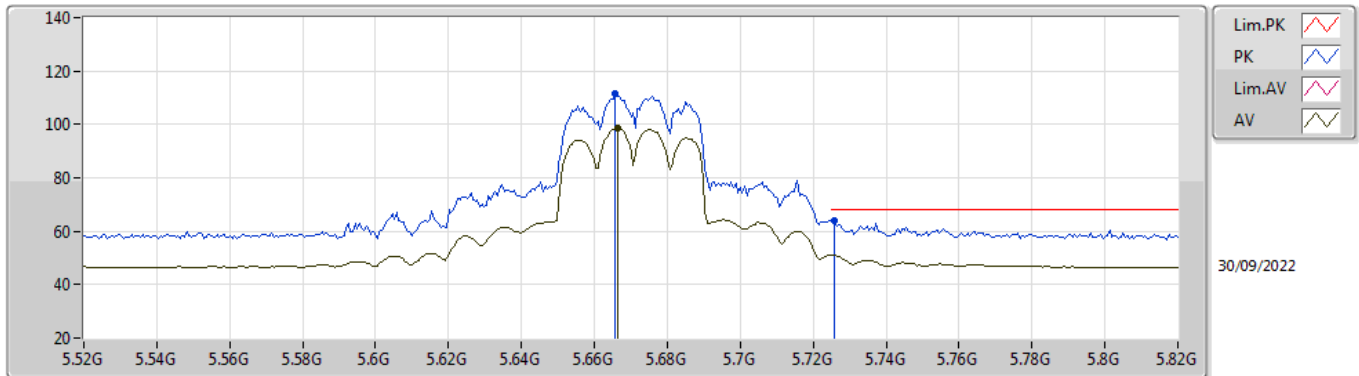


EUT X_2TX
Setting 19
02-F-J-8

Type	Freq (Hz)	Level (dBuV/m)	Limit (dBuV/m)	Margin (dB)	Raw (dBuV)	Dist (m)	Condition	Azimuth (°)	Height (m)	Comment	AF (dB)	CL (dB)	PA (dB)
PK	11.09994G	54.63	74.00	-19.37	40.15	3	Horizontal	40	1.63	-	38.70	7.74	31.96
AV	11.1G	45.18	54.00	-8.82	30.70	3	Horizontal	40	1.63	-	38.70	7.74	31.96
PK	16.64628G	60.36	68.20	-7.84	41.32	3	Horizontal	194	2.00	-	39.49	10.32	30.77

802.11ax HEW40_Nss1,(MCS0)_2TX

5670MHz_TnomVnom

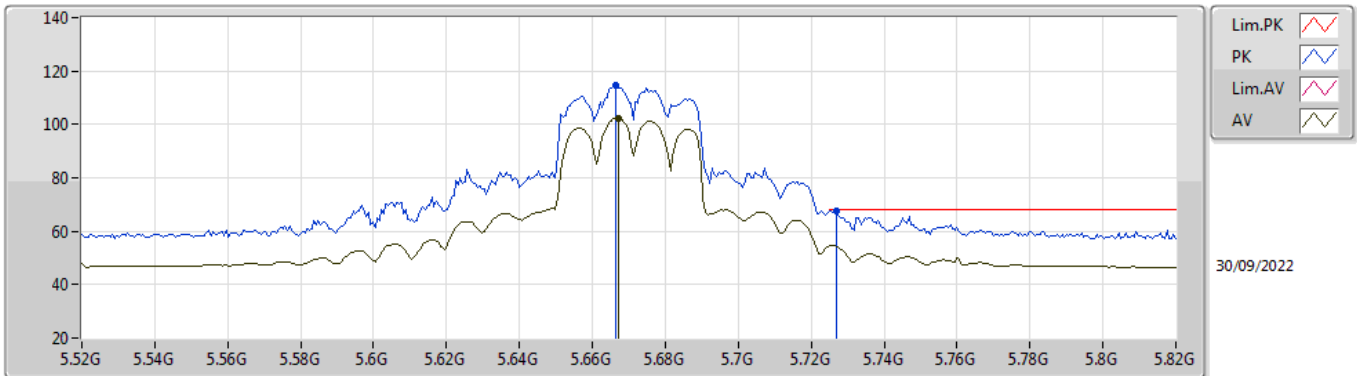


EUT X_2TX
Setting 17
02-F-J-8-10

Type	Freq (Hz)	Level (dBuV/m)	Limit (dBuV/m)	Margin (dB)	Raw (dBuV)	Dist (m)	Condition	Azimuth (°)	Height (m)	Comment	AF (dB)	CL (dB)	PA (dB)
PK	5.6658G	111.32	Inf	-Inf	102.74	3	Vertical	33	2.51	-	33.83	5.60	30.85
AV	5.6664G	98.65	Inf	-Inf	90.07	3	Vertical	33	2.51	-	33.83	5.60	30.85
PK	5.7258G	63.73	68.20	-4.47	55.17	3	Vertical	33	2.51	-	33.85	5.60	30.89

802.11ax HEW40_Nss1,(MCS0)_2TX

5670MHz_TnomVnom

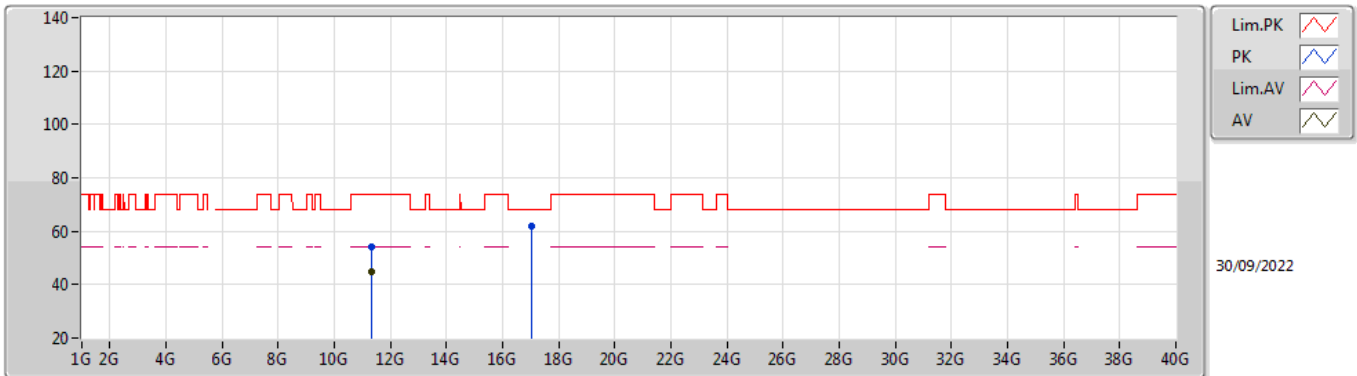


EUT X_2TX
Setting 17
02-F-J-8-10

Type	Freq (Hz)	Level (dBuV/m)	Limit (dBuV/m)	Margin (dB)	Raw (dBuV)	Dist (m)	Condition	Azimuth (°)	Height (m)	Comment	AF (dB)	CL (dB)	PA (dB)
PK	5.6664G	114.90	Inf	-Inf	106.32	3	Horizontal	4	1.16	-	33.83	5.60	30.85
AV	5.667G	102.47	Inf	-Inf	93.89	3	Horizontal	4	1.16	-	33.83	5.60	30.85
PK	5.727G	67.82	68.20	-0.38	59.26	3	Horizontal	4	1.16	-	33.85	5.60	30.89

802.11ax HEW40_Nss1,(MCS0)_2TX

5670MHz_TnomVnom

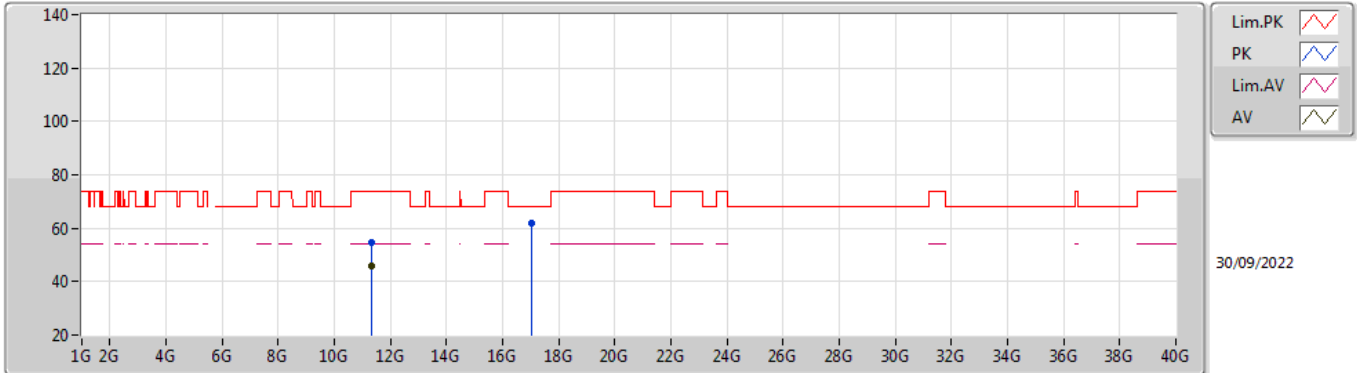


EUT X_2TX
Setting 17
02-F-J-8

Type	Freq (Hz)	Level (dBuV/m)	Limit (dBuV/m)	Margin (dB)	Raw (dBuV)	Dist (m)	Condition	Azimuth (°)	Height (m)	Comment	AF (dB)	CL (dB)	PA (dB)
PK	11.33994G	54.19	74.00	-19.81	39.61	3	Vertical	47	1.88	-	38.80	7.84	32.06
AV	11.34G	45.07	54.00	-8.93	30.49	3	Vertical	47	1.88	-	38.80	7.84	32.06
PK	17.01012G	61.80	68.20	-6.40	40.51	3	Vertical	59	1.83	-	41.04	10.51	30.26

802.11ax HEW40_Nss1,(MCS0)_2TX

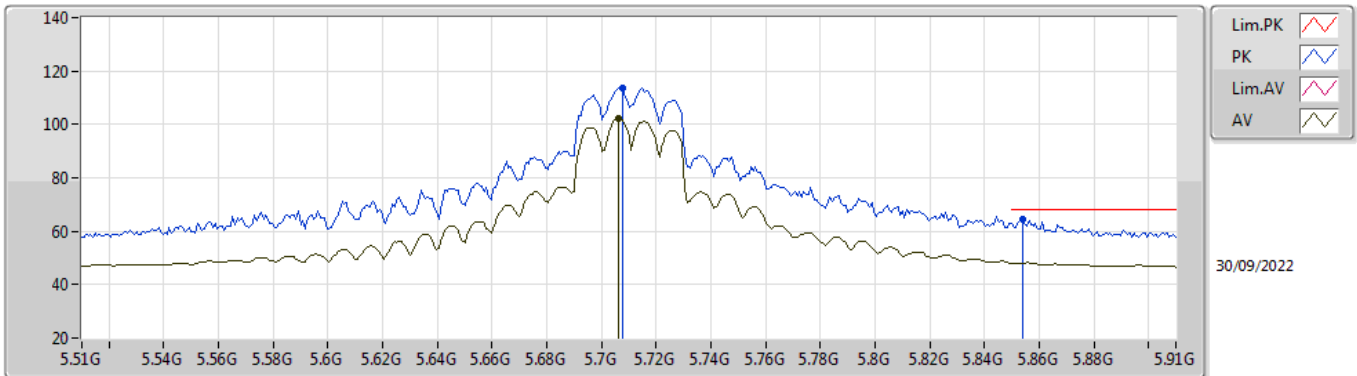
5670MHz_TnomVnom



EUT X_2TX
Setting 17
02-F-J-8

Type	Freq (Hz)	Level (dBuV/m)	Limit (dBuV/m)	Margin (dB)	Raw (dBuV)	Dist (m)	Condition	Azimuth (°)	Height (m)	Comment	AF (dB)	CL (dB)	PA (dB)
PK	11.34012G	54.70	74.00	-19.30	40.12	3	Horizontal	39	1.58	-	38.80	7.84	32.06
AV	11.33994G	46.11	54.00	-7.89	31.53	3	Horizontal	39	1.58	-	38.80	7.84	32.06
PK	17.0082G	62.08	68.20	-6.12	40.81	3	Horizontal	175	2.41	-	41.03	10.50	30.26

802.11ax HEW40_Nss1,(MCS0)_2TX
5710MHz Straddle 5.47-5.725GHz_TnomVnom

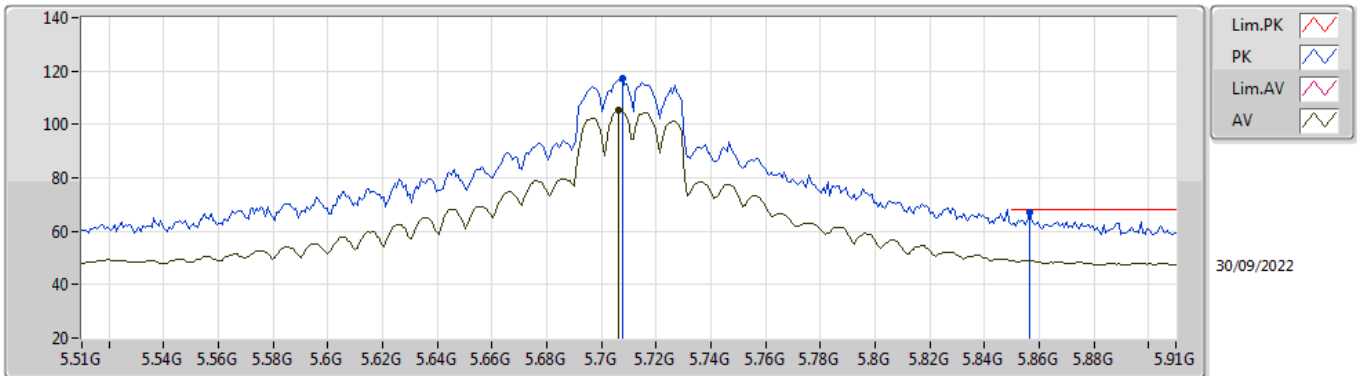


EUT_X_2TX
 Setting 20
 02-F-J-8-10

Type	Freq (Hz)	Level (dBuV/m)	Limit (dBuV/m)	Margin (dB)	Raw (dBuV)	Dist (m)	Condition	Azimuth (°)	Height (m)	Comment	AF (dB)	CL (dB)	PA (dB)
PK	5.7076G	113.68	Inf	-Inf	105.08	3	Vertical	36	2.48	-	33.88	5.60	30.88
AV	5.706G	102.19	Inf	-Inf	93.58	3	Vertical	36	2.48	-	33.89	5.60	30.88
PK	5.854G	64.46	68.20	-3.74	55.98	3	Vertical	36	2.48	-	33.82	5.65	30.99

802.11ax HEW40_Nss1,(MCS0)_2TX

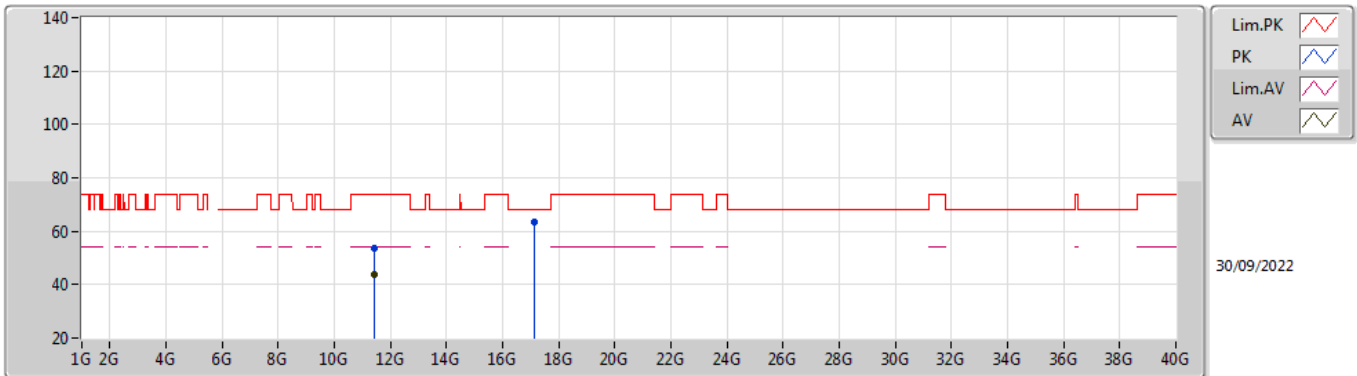
5710MHz Straddle 5.47-5.725GHz_TnomVnom



EUT X_2TX
Setting 20
02-F-J-8-10

Type	Freq (Hz)	Level (dBuV/m)	Limit (dBuV/m)	Margin (dB)	Raw (dBuV)	Dist (m)	Condition	Azimuth (°)	Height (m)	Comment	AF (dB)	CL (dB)	PA (dB)
PK	5.7076G	117.47	Inf	-Inf	108.87	3	Horizontal	5	1.07	-	33.88	5.60	30.88
AV	5.706G	105.40	Inf	-Inf	96.79	3	Horizontal	5	1.07	-	33.89	5.60	30.88
PK	5.8564G	67.07	68.20	-1.13	58.56	3	Horizontal	5	1.07	-	33.84	5.66	30.99

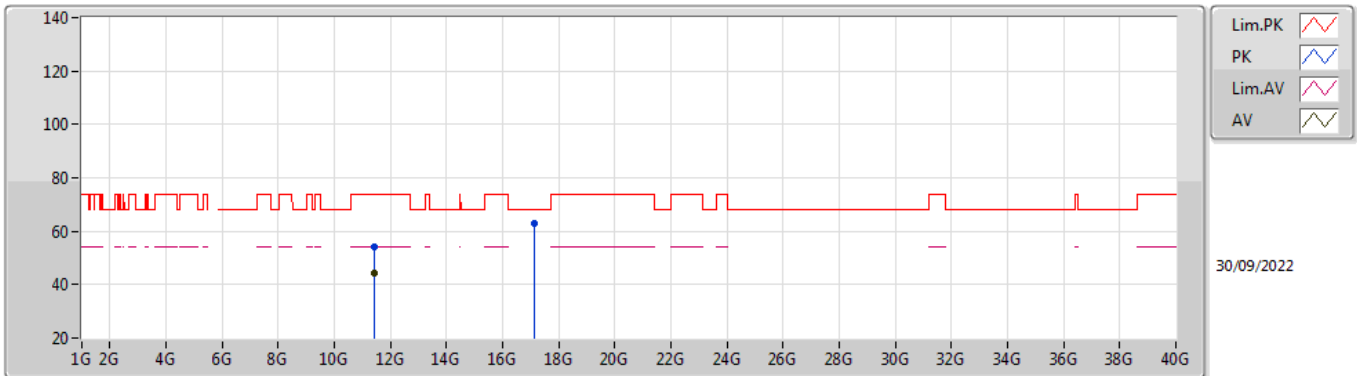
802.11ax HEW40_Nss1,(MCS0)_2TX
5710MHz Straddle 5.47-5.725GHz_TnomVnom



EUT X_2TX
 Setting 20
 02-F-J-8

Type	Freq (Hz)	Level (dBuV/m)	Limit (dBuV/m)	Margin (dB)	Raw (dBuV)	Dist (m)	Condition	Azimuth (°)	Height (m)	Comment	AF (dB)	CL (dB)	PA (dB)
PK	11.42012G	53.77	74.00	-20.23	39.15	3	Vertical	50	1.94	-	38.84	7.87	32.09
AV	11.42G	44.00	54.00	-10.00	29.38	3	Vertical	50	1.94	-	38.84	7.87	32.09
PK	17.14152G	63.54	68.20	-4.66	41.57	3	Vertical	328	2.40	-	41.65	10.57	30.25

802.11ax HEW40_Nss1,(MCS0)_2TX
5710MHz Straddle 5.47-5.725GHz_TnomVnom

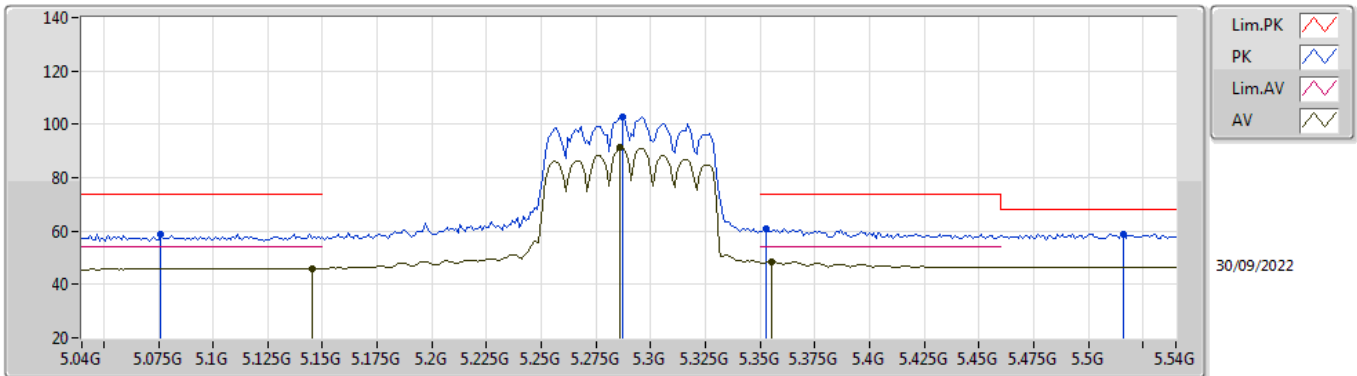


EUT X_2TX
 Setting 20
 02-F-J-8

Type	Freq (Hz)	Level (dBuV/m)	Limit (dBuV/m)	Margin (dB)	Raw (dBuV)	Dist (m)	Condition	Azimuth (°)	Height (m)	Comment	AF (dB)	CL (dB)	PA (dB)
PK	11.42018G	54.18	74.00	-19.82	39.56	3	Horizontal	38	1.61	-	38.84	7.87	32.09
AV	11.42G	44.47	54.00	-9.53	29.85	3	Horizontal	38	1.61	-	38.84	7.87	32.09
PK	17.12742G	62.91	68.20	-5.29	41.04	3	Horizontal	275	1.75	-	41.56	10.56	30.25

802.11ax HEW80_Nss1,(MCS0)_2TX

5290MHz_TnomVnom

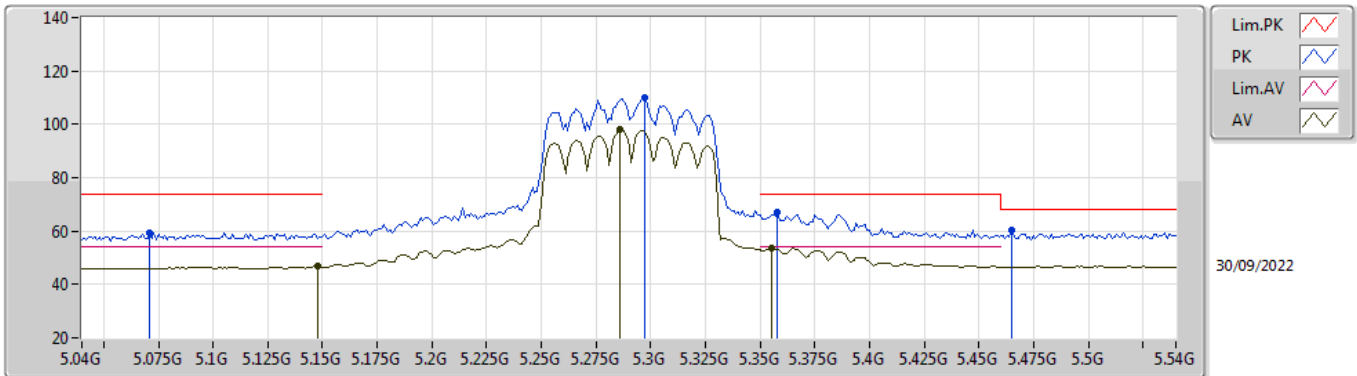


EUT_X_2TX
Setting 14
02-F-J-8-10

Type	Freq (Hz)	Level (dBuV/m)	Limit (dBuV/m)	Margin (dB)	Raw (dBuV)	Dist (m)	Condition	Azimuth (°)	Height (m)	Comment	AF (dB)	CL (dB)	PA (dB)
PK	5.076G	58.80	74.00	-15.20	50.85	3	Vertical	4	1.79	-	33.50	5.18	30.73
AV	5.145G	46.00	54.00	-8.00	37.89	3	Vertical	4	1.79	-	33.59	5.25	30.73
PK	5.287G	102.86	Inf	-Inf	94.47	3	Vertical	4	1.79	-	33.77	5.34	30.72
AV	5.286G	91.24	Inf	-Inf	82.85	3	Vertical	4	1.79	-	33.77	5.34	30.72
PK	5.353G	60.93	74.00	-13.07	52.36	3	Vertical	4	1.79	-	33.91	5.38	30.72
AV	5.355G	48.43	54.00	-5.57	39.86	3	Vertical	4	1.79	-	33.91	5.38	30.72
PK	5.516G	58.74	68.20	-9.46	49.95	3	Vertical	4	1.79	-	34.00	5.52	30.73

802.11ax HEW80_Nss1,(MCS0)_2TX

5290MHz_TnomVnom

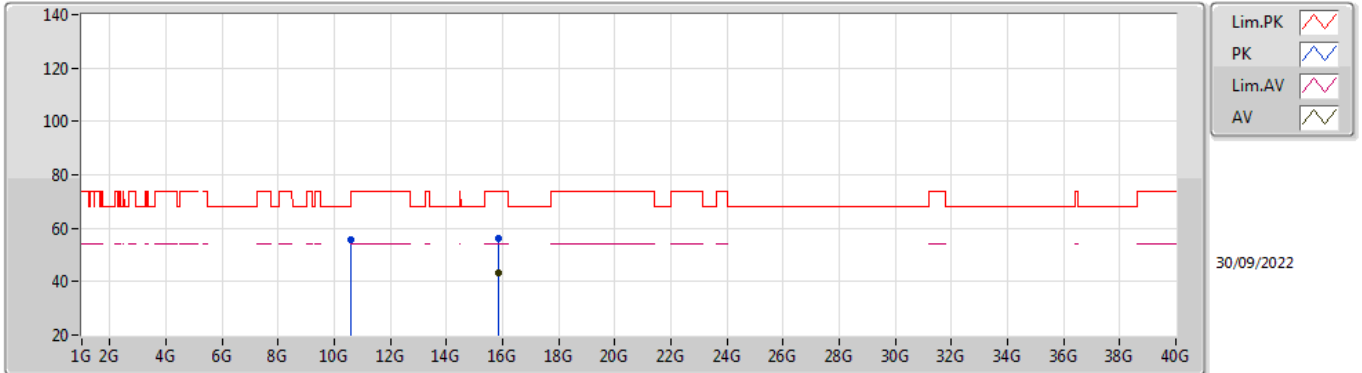


EUT_X_2TX
Setting 14
02-F-J-8-10

Type	Freq (Hz)	Level (dBuV/m)	Limit (dBuV/m)	Margin (dB)	Raw (dBuV)	Dist (m)	Condition	Azimuth (°)	Height (m)	Comment	AF (dB)	CL (dB)	PA (dB)
PK	5.071G	59.28	74.00	-14.72	51.34	3	Horizontal	0	1.84	-	33.50	5.17	30.73
AV	5.148G	46.79	54.00	-7.21	38.67	3	Horizontal	0	1.84	-	33.60	5.25	30.73
PK	5.297G	109.78	Inf	-Inf	101.36	3	Horizontal	0	1.84	-	33.79	5.35	30.72
AV	5.286G	97.88	Inf	-Inf	89.49	3	Horizontal	0	1.84	-	33.77	5.34	30.72
PK	5.358G	66.98	74.00	-7.02	58.40	3	Horizontal	0	1.84	-	33.92	5.38	30.72
AV	5.355G	53.49	54.00	-0.51	44.92	3	Horizontal	0	1.84	-	33.91	5.38	30.72
PK	5.465G	60.16	68.20	-8.04	51.42	3	Horizontal	0	1.84	-	34.00	5.46	30.72

802.11ax HEW80_Nss1,(MCS0)_2TX

5290MHz_TnomVnom

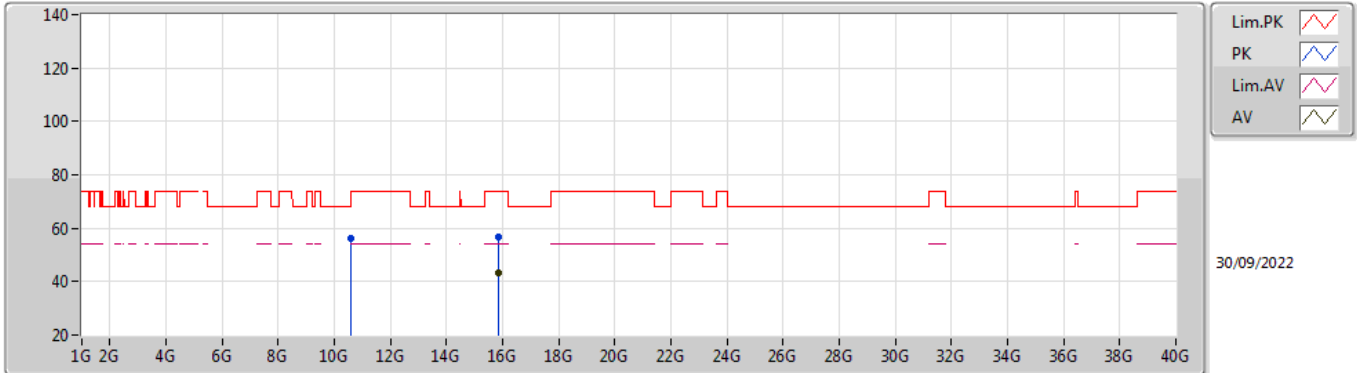


EUT X_2TX
Setting 14
02-F-C-6

Type	Freq (Hz)	Level (dBuV/m)	Limit (dBuV/m)	Margin (dB)	Raw (dBuV)	Dist (m)	Condition	Azimuth (°)	Height (m)	Comment	AF (dB)	CL (dB)	PA (dB)
PK	10.57988G	55.69	68.20	-12.51	41.50	3	Vertical	63	1.80	-	38.52	7.53	31.86
PK	15.86046G	56.43	74.00	-17.57	40.63	3	Vertical	148	2.73	-	37.38	9.94	31.52
AV	15.8556G	43.13	54.00	-10.87	27.31	3	Vertical	148	2.73	-	37.39	9.94	31.51

802.11ax HEW80_Nss1,(MCS0)_2TX

5290MHz_TnomVnom

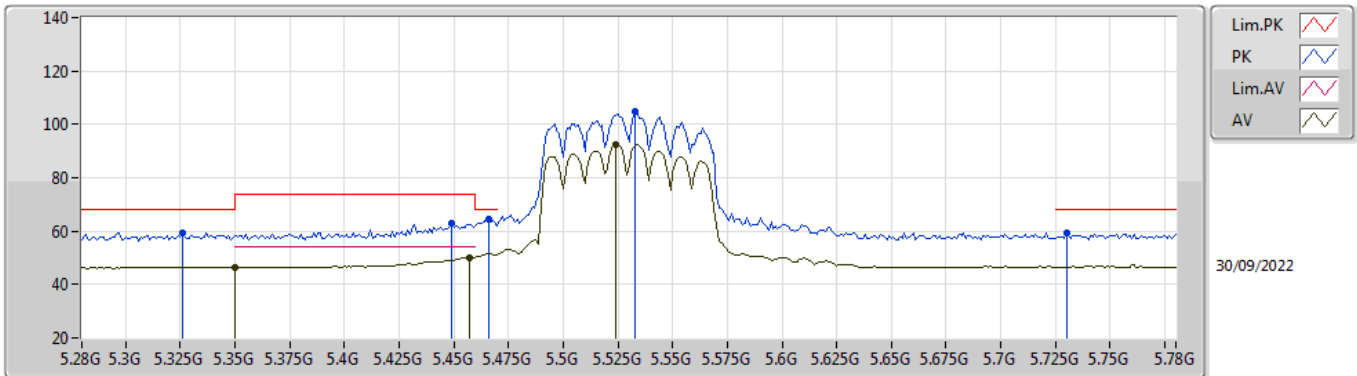


EUT X_2TX
Setting 14
02-F-C-6

Type	Freq (Hz)	Level (dBuV/m)	Limit (dBuV/m)	Margin (dB)	Raw (dBuV)	Dist (m)	Condition	Azimuth (°)	Height (m)	Comment	AF (dB)	CL (dB)	PA (dB)
PK	10.57994G	56.07	68.20	-12.13	41.88	3	Horizontal	261	1.73	-	38.52	7.53	31.86
PK	15.86772G	56.48	74.00	-17.52	40.70	3	Horizontal	188	1.01	-	37.36	9.94	31.52
AV	15.85518G	43.13	54.00	-10.87	27.32	3	Horizontal	188	1.01	-	37.39	9.93	31.51

802.11ax HEW80_Nss1,(MCS0)_2TX

5530MHz_TnomVnom

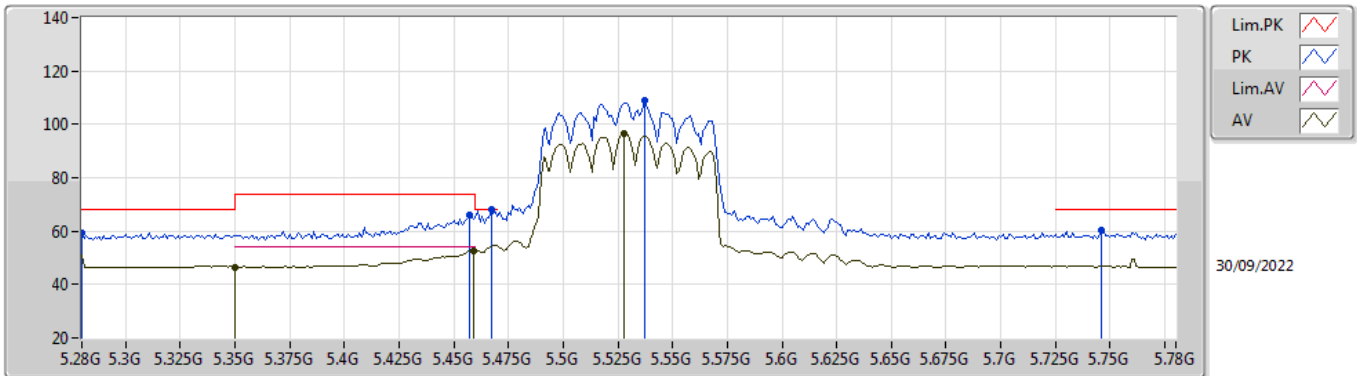


EUT_X_2TX
Setting 14.5
02-F-J-8-10

Type	Freq (Hz)	Level (dBuV/m)	Limit (dBuV/m)	Margin (dB)	Raw (dBuV)	Dist (m)	Condition	Azimuth (°)	Height (m)	Comment	AF (dB)	CL (dB)	PA (dB)
PK	5.326G	59.52	68.20	-8.68	51.03	3	Vertical	360	1.00	-	33.85	5.36	30.72
AV	5.35G	46.39	54.00	-7.61	37.84	3	Vertical	360	1.00	-	33.90	5.37	30.72
PK	5.449G	62.90	74.00	-11.10	54.17	3	Vertical	360	1.00	-	34.00	5.45	30.72
AV	5.457G	50.06	54.00	-3.94	41.32	3	Vertical	360	1.00	-	34.00	5.46	30.72
PK	5.466G	64.52	68.20	-3.68	55.77	3	Vertical	360	1.00	-	34.00	5.47	30.72
PK	5.533G	104.99	Inf	-Inf	96.21	3	Vertical	360	1.00	-	34.00	5.53	30.75
AV	5.524G	92.62	Inf	-Inf	83.84	3	Vertical	360	1.00	-	34.00	5.52	30.74
PK	5.73G	59.14	68.20	-9.06	50.59	3	Vertical	360	1.00	-	33.84	5.60	30.89

802.11ax HEW80_Nss1,(MCS0)_2TX

5530MHz_TnomVnom

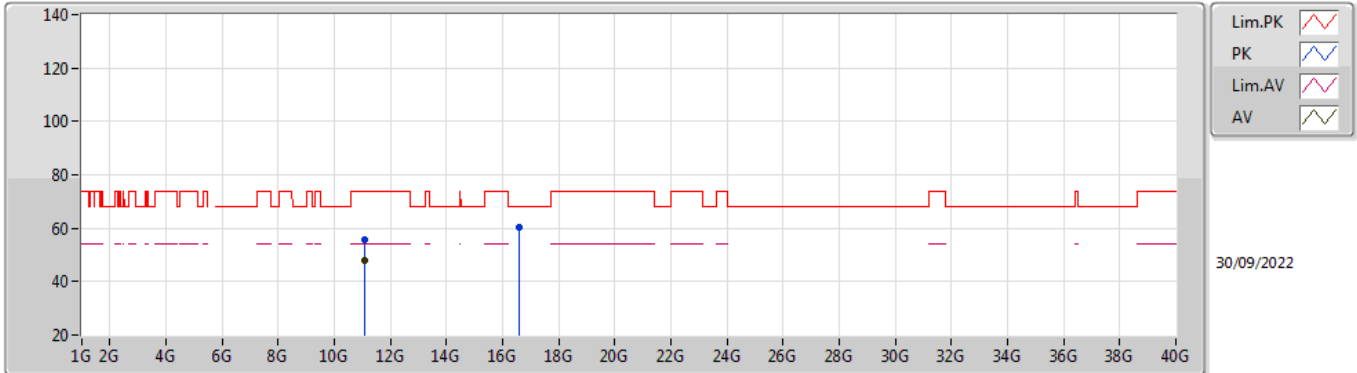


EUT X_2TX
Setting 14.5
02-F-J-8-10

Type	Freq (Hz)	Level (dBuV/m)	Limit (dBuV/m)	Margin (dB)	Raw (dBuV)	Dist (m)	Condition	Azimuth (°)	Height (m)	Comment	AF (dB)	CL (dB)	PA (dB)
PK	5.28G	59.39	68.20	-8.81	51.01	3	Horizontal	5	1.92	-	33.76	5.34	30.72
AV	5.35G	46.53	54.00	-7.47	37.98	3	Horizontal	5	1.92	-	33.90	5.37	30.72
PK	5.457G	66.29	74.00	-7.71	57.55	3	Horizontal	5	1.92	-	34.00	5.46	30.72
AV	5.459G	52.65	54.00	-1.35	43.91	3	Horizontal	5	1.92	-	34.00	5.46	30.72
PK	5.467G	67.95	68.20	-0.25	59.20	3	Horizontal	5	1.92	-	34.00	5.47	30.72
PK	5.537G	109.22	Inf	-Inf	100.43	3	Horizontal	5	1.92	-	34.00	5.54	30.75
AV	5.528G	96.75	Inf	-Inf	87.96	3	Horizontal	5	1.92	-	34.00	5.53	30.74
PK	5.746G	60.14	68.20	-8.06	51.64	3	Horizontal	5	1.92	-	33.81	5.60	30.91

802.11ax HEW80_Nss1,(MCS0)_2TX

5530MHz_TnomVnom

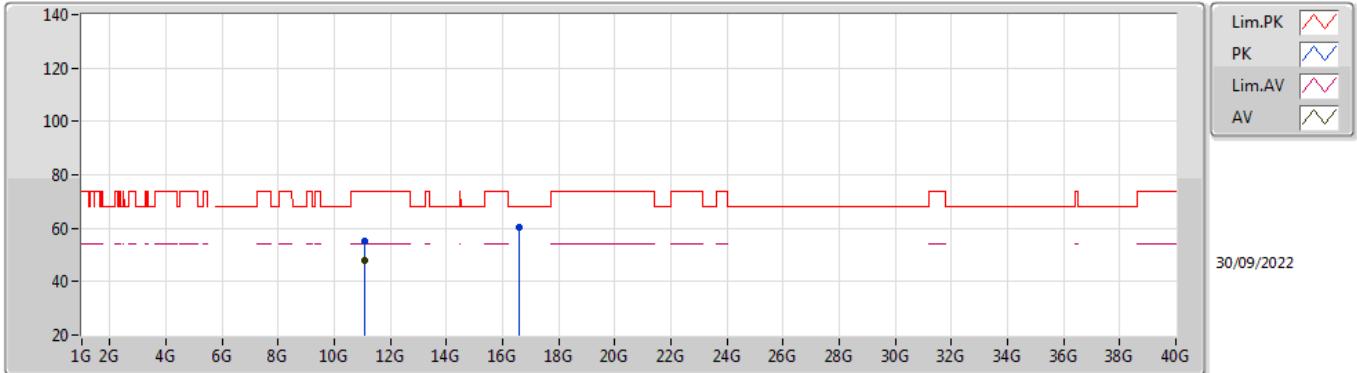


EUT X_2TX
Setting 14.5
02-F-C-6

Type	Freq (Hz)	Level (dBuV/m)	Limit (dBuV/m)	Margin (dB)	Raw (dBuV)	Dist (m)	Condition	Azimuth (°)	Height (m)	Comment	AF (dB)	CL (dB)	PA (dB)
PK	11.06024G	55.77	74.00	-18.23	41.33	3	Vertical	43	1.68	-	38.66	7.72	31.94
AV	11.05994G	47.72	54.00	-6.28	33.28	3	Vertical	43	1.68	-	38.66	7.72	31.94
PK	16.58328G	60.10	68.20	-8.10	41.32	3	Vertical	54	1.83	-	39.35	10.29	30.86

802.11ax HEW80_Nss1,(MCS0)_2TX

5530MHz_TnomVnom

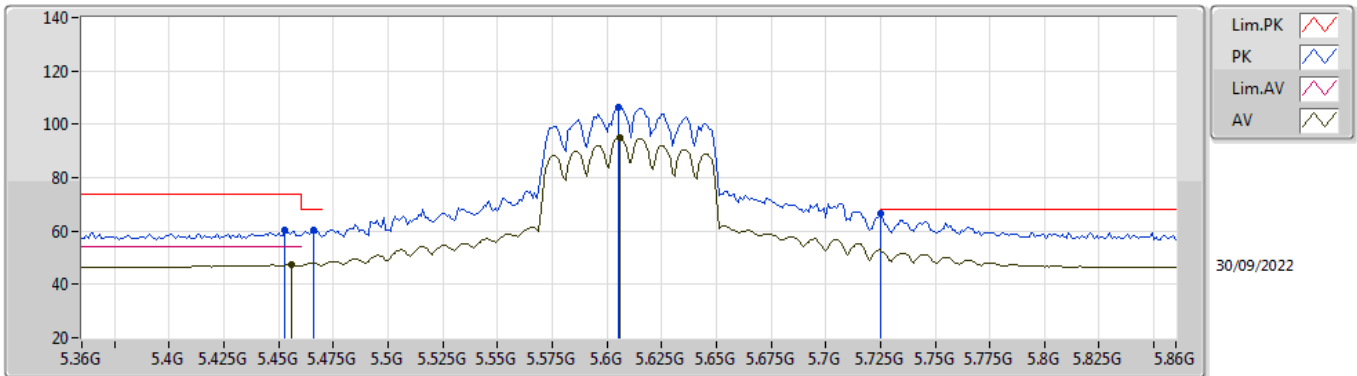


EUT X_2TX
Setting 14.5
02-F-C-6

Type	Freq (Hz)	Level (dBuV/m)	Limit (dBuV/m)	Margin (dB)	Raw (dBuV)	Dist (m)	Condition	Azimuth (°)	Height (m)	Comment	AF (dB)	CL (dB)	PA (dB)
PK	11.05982G	55.26	74.00	-18.74	40.82	3	Horizontal	43	1.61	-	38.66	7.72	31.94
AV	11.06G	47.79	54.00	-6.21	33.35	3	Horizontal	43	1.61	-	38.66	7.72	31.94
PK	16.5879G	60.35	68.20	-7.85	41.55	3	Horizontal	79	2.39	-	39.36	10.29	30.85

802.11ax HEW80_Nss1,(MCS0)_2TX

5610MHz_TnomVnom

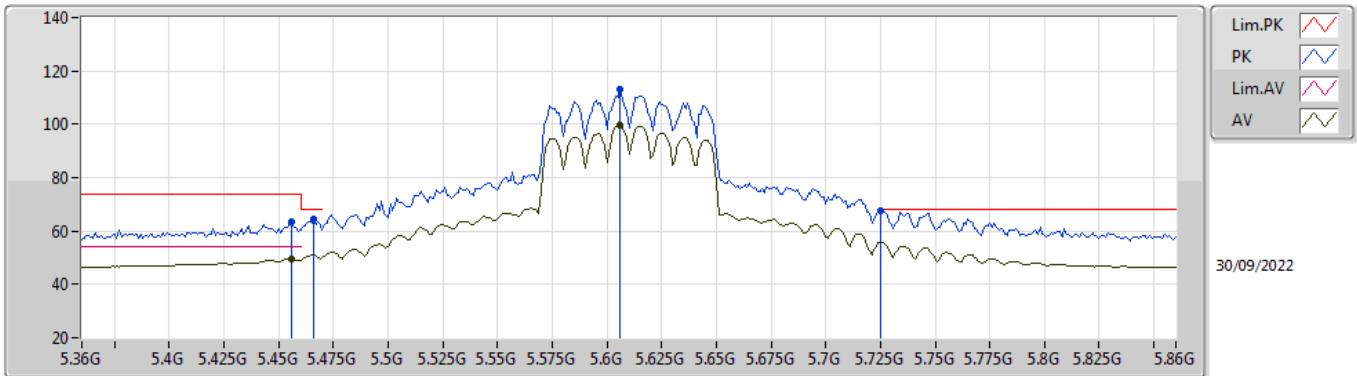


EUT_X_2TX
Setting 17
02-F-J-8-10

Type	Freq (Hz)	Level (dBuV/m)	Limit (dBuV/m)	Margin (dB)	Raw (dBuV)	Dist (m)	Condition	Azimuth (°)	Height (m)	Comment	AF (dB)	CL (dB)	PA (dB)
PK	5.453G	60.18	74.00	-13.82	51.45	3	Vertical	30	2.56	-	34.00	5.45	30.72
AV	5.456G	47.42	54.00	-6.58	38.68	3	Vertical	30	2.56	-	34.00	5.46	30.72
PK	5.466G	60.51	68.20	-7.69	51.76	3	Vertical	30	2.56	-	34.00	5.47	30.72
PK	5.605G	106.25	Inf	-Inf	97.56	3	Vertical	30	2.56	-	33.89	5.60	30.80
AV	5.606G	95.24	Inf	-Inf	86.55	3	Vertical	30	2.56	-	33.89	5.60	30.80
PK	5.725G	66.79	68.20	-1.41	58.23	3	Vertical	30	2.56	-	33.85	5.60	30.89

802.11ax HEW80_Nss1,(MCS0)_2TX

5610MHz_TnomVnom

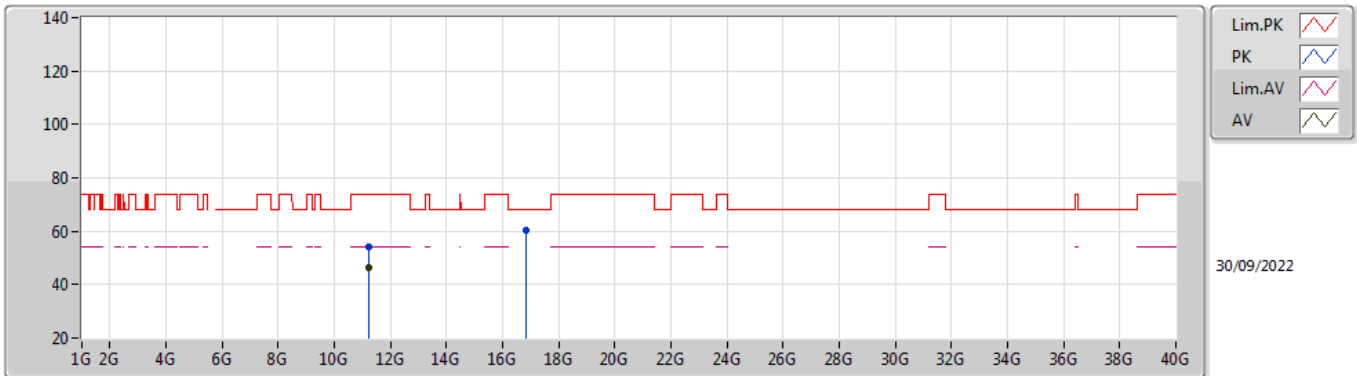


EUT_X_2TX
Setting 17
02-F-J-8-10

Type	Freq (Hz)	Level (dBuV/m)	Limit (dBuV/m)	Margin (dB)	Raw (dBuV)	Dist (m)	Condition	Azimuth (°)	Height (m)	Comment	AF (dB)	CL (dB)	PA (dB)
PK	5.456G	63.24	74.00	-10.76	54.50	3	Horizontal	1	1.11	-	34.00	5.46	30.72
AV	5.456G	49.65	54.00	-4.35	40.91	3	Horizontal	1	1.11	-	34.00	5.46	30.72
PK	5.466G	64.23	68.20	-3.97	55.48	3	Horizontal	1	1.11	-	34.00	5.47	30.72
PK	5.606G	113.24	Inf	-Inf	104.55	3	Horizontal	1	1.11	-	33.89	5.60	30.80
AV	5.606G	99.43	Inf	-Inf	90.74	3	Horizontal	1	1.11	-	33.89	5.60	30.80
PK	5.725G	67.67	68.20	-0.53	59.11	3	Horizontal	1	1.11	-	33.85	5.60	30.89

802.11ax HEW80_Nss1,(MCS0)_2TX

5610MHz_TnomVnom

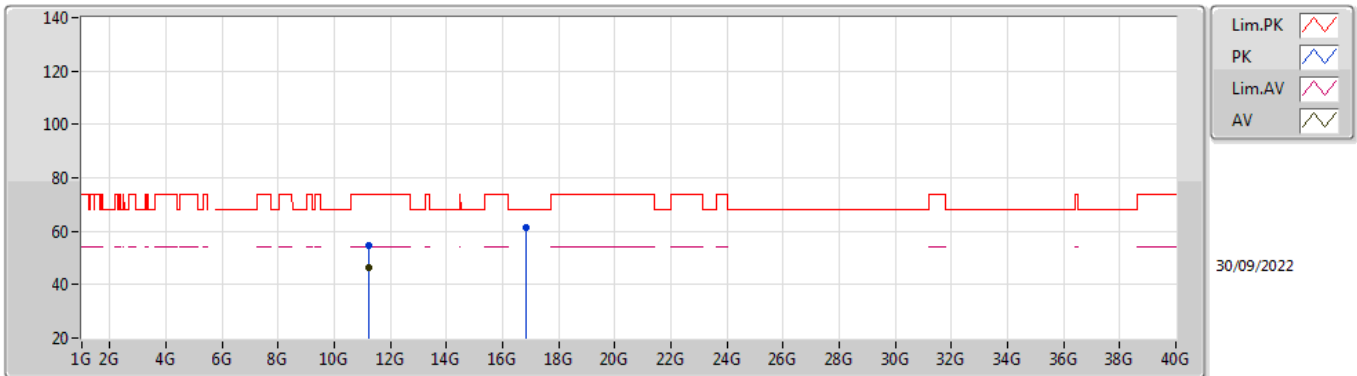


EUT X_2TX
Setting 17
02-F-C-6

Type	Freq (Hz)	Level (dBuV/m)	Limit (dBuV/m)	Margin (dB)	Raw (dBuV)	Dist (m)	Condition	Azimuth (°)	Height (m)	Comment	AF (dB)	CL (dB)	PA (dB)
PK	11.21994G	54.33	74.00	-19.67	39.75	3	Vertical	52	1.80	-	38.80	7.79	32.01
AV	11.21994G	46.14	54.00	-7.86	31.56	3	Vertical	52	1.80	-	38.80	7.79	32.01
PK	16.84152G	60.22	68.20	-7.98	39.77	3	Vertical	357	1.75	-	40.52	10.42	30.49

802.11ax HEW80_Nss1,(MCS0)_2TX

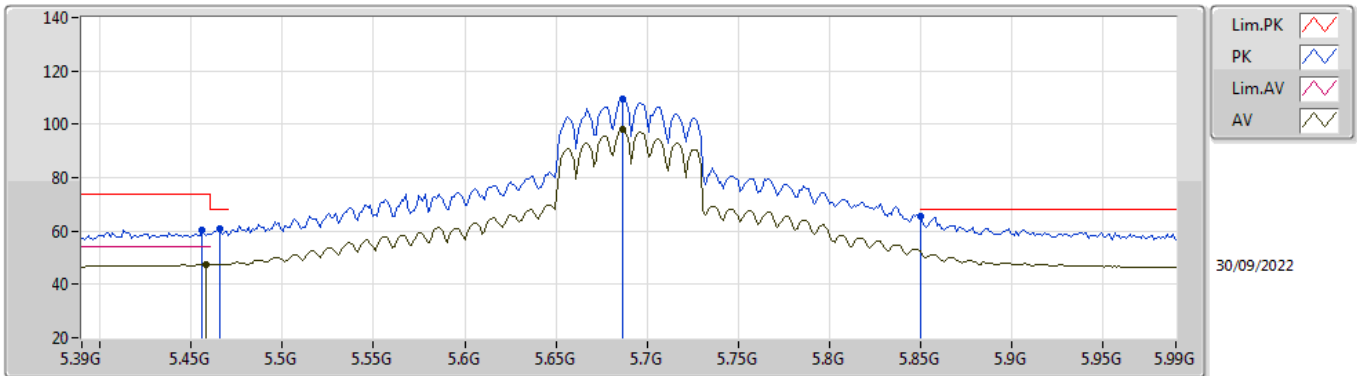
5610MHz_TnomVnom



EUT X_2TX
Setting 17
02-F-C-6

Type	Freq (Hz)	Level (dBuV/m)	Limit (dBuV/m)	Margin (dB)	Raw (dBuV)	Dist (m)	Condition	Azimuth (°)	Height (m)	Comment	AF (dB)	CL (dB)	PA (dB)
PK	11.21988G	54.70	74.00	-19.30	40.12	3	Horizontal	41	1.65	-	38.80	7.79	32.01
AV	11.22G	46.20	54.00	-7.80	31.62	3	Horizontal	41	1.65	-	38.80	7.79	32.01
PK	16.82682G	61.26	68.20	-6.94	40.88	3	Horizontal	222	1.82	-	40.48	10.41	30.51

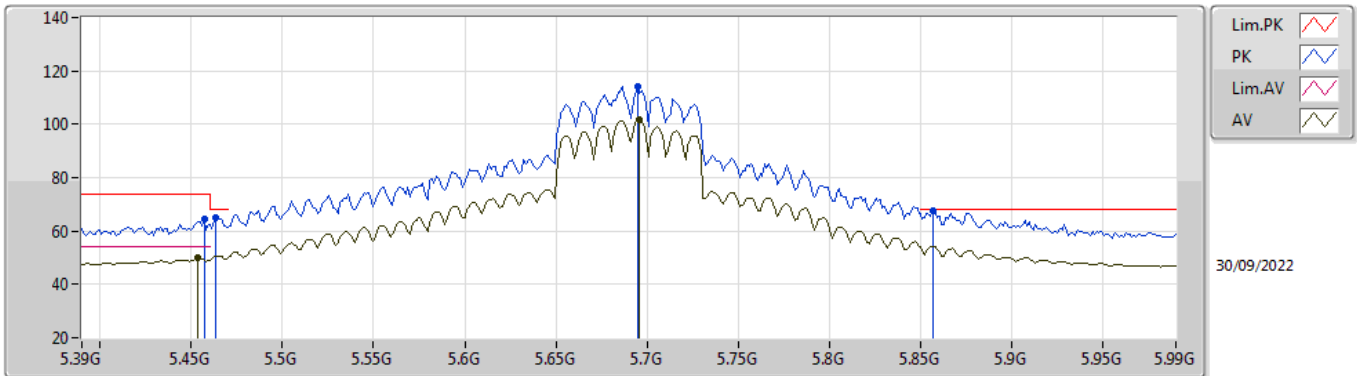
802.11ax HEW80_Nss1,(MCS0)_2TX
5690MHz Straddle 5.47-5.725GHz_TnomVnom



EUT_X_2TX
 Setting 18.5
 02-F-J-8-10

Type	Freq (Hz)	Level (dBuV/m)	Limit (dBuV/m)	Margin (dB)	Raw (dBuV)	Dist (m)	Condition	Azimuth (°)	Height (m)	Comment	AF (dB)	CL (dB)	PA (dB)
PK	5.456G	60.24	74.00	-13.76	51.50	3	Vertical	36	2.62	-	34.00	5.46	30.72
AV	5.4584G	47.39	54.00	-6.61	38.65	3	Vertical	36	2.62	-	34.00	5.46	30.72
PK	5.4656G	61.06	68.20	-7.14	52.31	3	Vertical	36	2.62	-	34.00	5.47	30.72
PK	5.6864G	109.26	Inf	-Inf	100.65	3	Vertical	36	2.62	-	33.87	5.60	30.86
AV	5.6864G	98.06	Inf	-Inf	89.45	3	Vertical	36	2.62	-	33.87	5.60	30.86
PK	5.85G	65.48	68.20	-2.72	57.02	3	Vertical	36	2.62	-	33.80	5.65	30.99

802.11ax HEW80_Nss1,(MCS0)_2TX
5690MHz Straddle 5.47-5.725GHz_TnomVnom

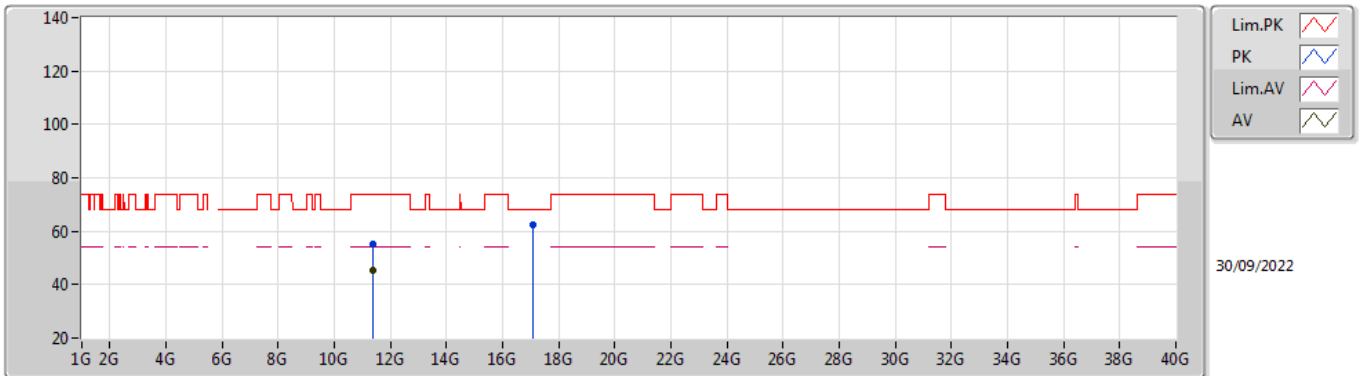


EUT_X_2TX
 Setting 18.5
 02-F-J-8-10

Type	Freq (Hz)	Level (dBuV/m)	Limit (dBuV/m)	Margin (dB)	Raw (dBuV)	Dist (m)	Condition	Azimuth (°)	Height (m)	Comment	AF (dB)	CL (dB)	PA (dB)
PK	5.4572G	64.24	74.00	-9.76	55.50	3	Horizontal	2	1.06	-	34.00	5.46	30.72
AV	5.4536G	49.86	54.00	-4.14	41.13	3	Horizontal	2	1.06	-	34.00	5.45	30.72
PK	5.4632G	64.83	68.20	-3.37	56.09	3	Horizontal	2	1.06	-	34.00	5.46	30.72
PK	5.6948G	113.90	Inf	-Inf	105.28	3	Horizontal	2	1.06	-	33.89	5.60	30.87
AV	5.696G	101.54	Inf	-Inf	92.92	3	Horizontal	2	1.06	-	33.89	5.60	30.87
PK	5.8568G	67.84	68.20	-0.36	59.33	3	Horizontal	2	1.06	-	33.84	5.66	30.99

802.11ax HEW80_Nss1,(MCS0)_2TX

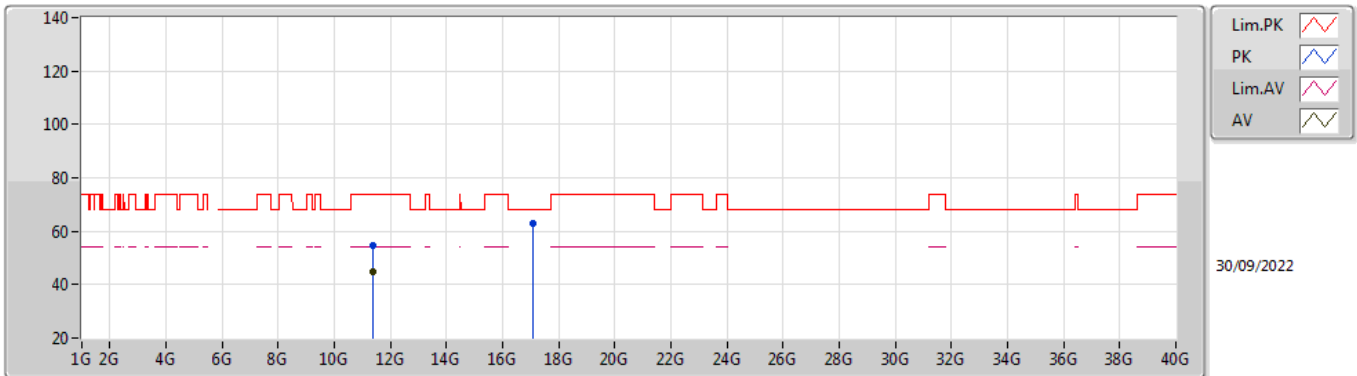
5690MHz Straddle 5.47-5.725GHz_TnomVnom



EUT X_2TX
Setting 18.5
02-F-C-6

Type	Freq (Hz)	Level (dBuV/m)	Limit (dBuV/m)	Margin (dB)	Raw (dBuV)	Dist (m)	Condition	Azimuth (°)	Height (m)	Comment	AF (dB)	CL (dB)	PA (dB)
PK	11.37964G	54.92	74.00	-19.08	40.34	3	Vertical	47	1.85	-	38.80	7.85	32.07
AV	11.38G	45.23	54.00	-8.77	30.65	3	Vertical	47	1.85	-	38.80	7.85	32.07
PK	17.07678G	62.63	68.20	-5.57	41.03	3	Vertical	335	1.62	-	41.31	10.54	30.25

802.11ax HEW80_Nss1,(MCS0)_2TX
5690MHz Straddle 5.47-5.725GHz_TnomVnom

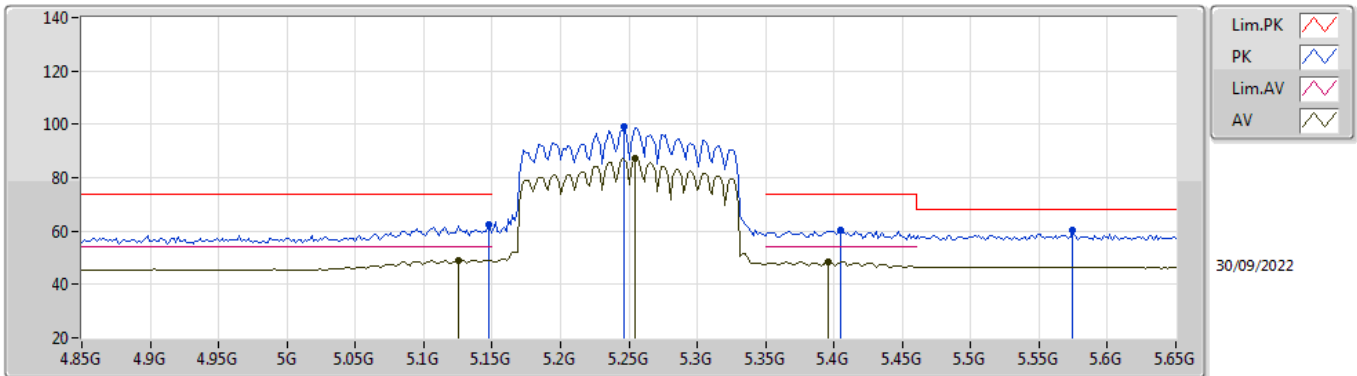


EUT X_2TX
 Setting 18.5
 02-F-C-6

Type	Freq (Hz)	Level (dBuV/m)	Limit (dBuV/m)	Margin (dB)	Raw (dBuV)	Dist (m)	Condition	Azimuth (°)	Height (m)	Comment	AF (dB)	CL (dB)	PA (dB)
PK	11.37994G	54.74	74.00	-19.26	40.16	3	Horizontal	96	1.86	-	38.80	7.85	32.07
AV	11.38G	44.83	54.00	-9.17	30.25	3	Horizontal	96	1.86	-	38.80	7.85	32.07
PK	17.06016G	63.06	68.20	-5.14	41.54	3	Horizontal	67	1.14	-	41.24	10.53	30.25

802.11ax HEW160_Nss1,(MCS0)_2TX

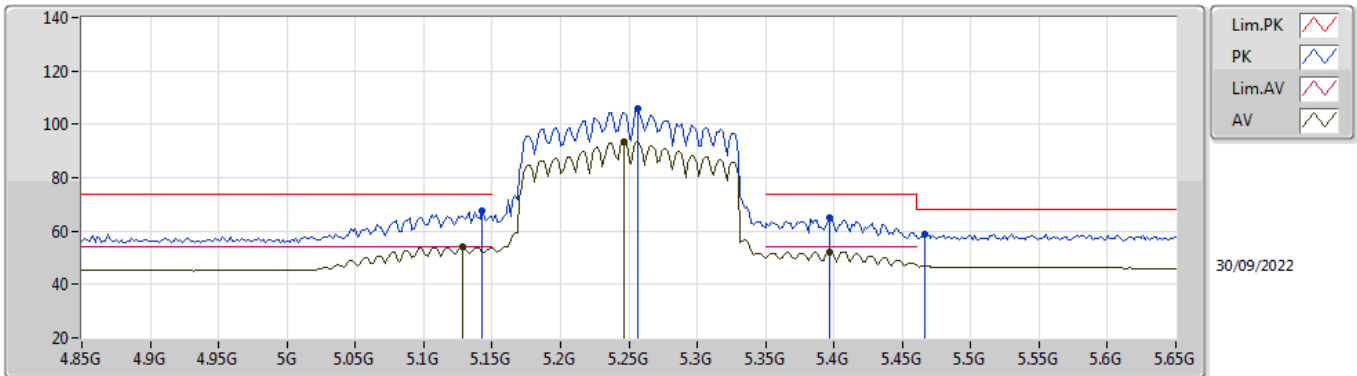
5250MHz Straddle 5.25-5.35GHz_TnomVnom



EUT_X_2TX
Setting 12.5
02-F-J-8-10

Type	Freq (Hz)	Level (dBuV/m)	Limit (dBuV/m)	Margin (dB)	Raw (dBuV)	Dist (m)	Condition	Azimuth (°)	Height (m)	Comment	AF (dB)	CL (dB)	PA (dB)
PK	5.1476G	62.46	74.00	-11.54	54.34	3	Vertical	0	1.80	-	33.60	5.25	30.73
AV	5.1252G	49.22	54.00	-4.78	41.17	3	Vertical	0	1.80	-	33.55	5.23	30.73
PK	5.2468G	98.93	Inf	-Inf	90.64	3	Vertical	0	1.80	-	33.70	5.32	30.73
AV	5.2548G	87.34	Inf	-Inf	79.02	3	Vertical	0	1.80	-	33.71	5.33	30.72
PK	5.4052G	60.44	74.00	-13.56	51.75	3	Vertical	0	1.80	-	34.00	5.41	30.72
AV	5.3956G	48.67	54.00	-5.33	40.00	3	Vertical	0	1.80	-	33.99	5.40	30.72
PK	5.5748G	60.23	68.20	-7.97	51.49	3	Vertical	0	1.80	-	33.95	5.57	30.78

802.11ax HEW160_Nss1,(MCS0)_2TX
5250MHz Straddle 5.25-5.35GHz_TnomVnom

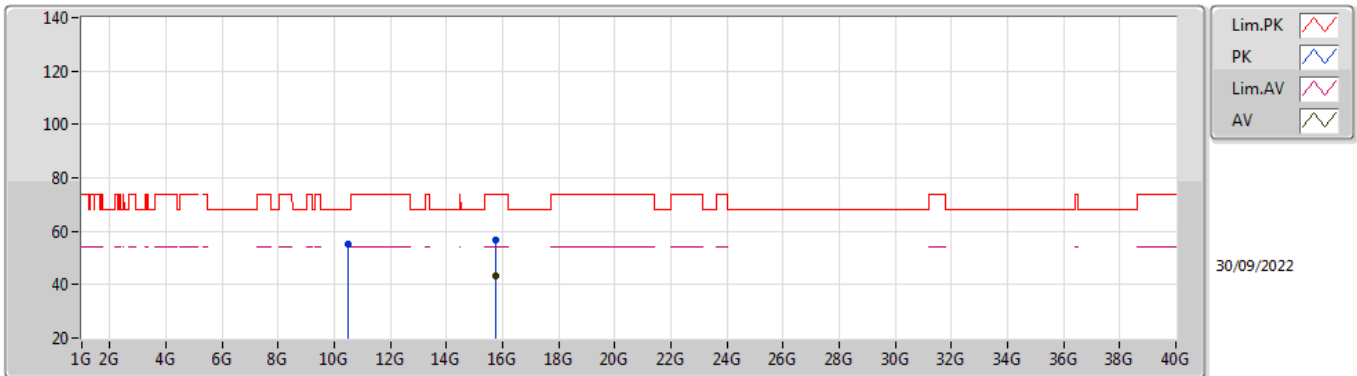


EUT_X_2TX
 Setting 12.5
 02-F-J-8-10

Type	Freq (Hz)	Level (dBuV/m)	Limit (dBuV/m)	Margin (dB)	Raw (dBuV)	Dist (m)	Condition	Azimuth (°)	Height (m)	Comment	AF (dB)	CL (dB)	PA (dB)
PK	5.1428G	67.36	74.00	-6.64	59.26	3	Horizontal	0	1.95	-	33.59	5.24	30.73
AV	5.1284G	53.98	54.00	-0.02	45.92	3	Horizontal	0	1.95	-	33.56	5.23	30.73
PK	5.2564G	105.69	Inf	-Inf	97.37	3	Horizontal	0	1.95	-	33.71	5.33	30.72
AV	5.2468G	93.54	Inf	-Inf	85.25	3	Horizontal	0	1.95	-	33.70	5.32	30.73
PK	5.3972G	64.86	74.00	-9.14	56.19	3	Horizontal	0	1.95	-	33.99	5.40	30.72
AV	5.3972G	52.11	54.00	-1.89	43.44	3	Horizontal	0	1.95	-	33.99	5.40	30.72
PK	5.466G	58.92	68.20	-9.28	50.17	3	Horizontal	0	1.95	-	34.00	5.47	30.72

802.11ax HEW160_Nss1,(MCS0)_2TX

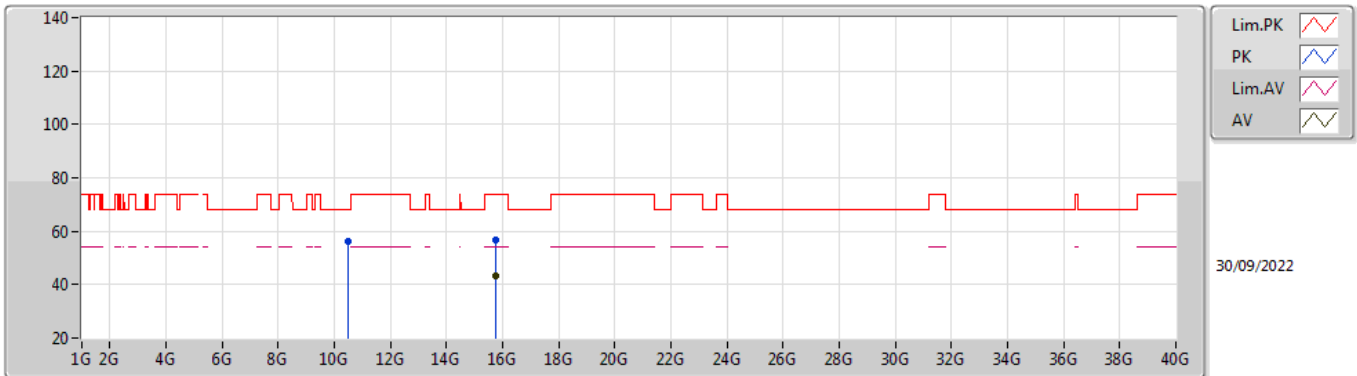
5250MHz Straddle 5.25-5.35GHz_TnomVnom



EUT X_2TX
Setting 12.5
02-F-C-6

Type	Freq (Hz)	Level (dBuV/m)	Limit (dBuV/m)	Margin (dB)	Raw (dBuV)	Dist (m)	Condition	Azimuth (°)	Height (m)	Comment	AF (dB)	CL (dB)	PA (dB)
PK	10.5G	54.95	68.20	-13.25	40.70	3	Vertical	66	1.84	-	38.60	7.50	31.85
PK	15.74772G	56.86	74.00	-17.14	40.93	3	Vertical	197	1.23	-	37.50	9.89	31.46
AV	15.73644G	43.32	54.00	-10.68	27.39	3	Vertical	197	1.23	-	37.50	9.88	31.45

802.11ax HEW160_Nss1,(MCS0)_2TX
5250MHz Straddle 5.25-5.35GHz_TnomVnom

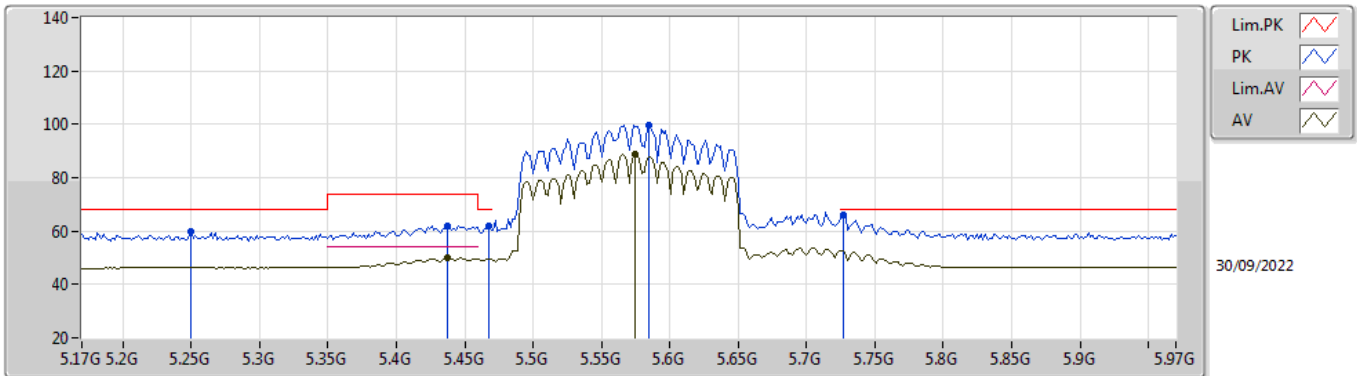


EUT X_2TX
 Setting 12.5
 02-F-C-6

Type	Freq (Hz)	Level (dBuV/m)	Limit (dBuV/m)	Margin (dB)	Raw (dBuV)	Dist (m)	Condition	Azimuth (°)	Height (m)	Comment	AF (dB)	CL (dB)	PA (dB)
PK	10.50018G	56.14	68.20	-12.06	41.89	3	Horizontal	54	1.57	-	38.60	7.50	31.85
PK	15.73548G	56.67	74.00	-17.33	40.74	3	Horizontal	342	1.81	-	37.50	9.88	31.45
AV	15.74844G	43.34	54.00	-10.66	27.41	3	Horizontal	342	1.81	-	37.50	9.89	31.46

802.11ax HEW160_Nss1,(MCS0)_2TX

5570MHz_TnomVnom

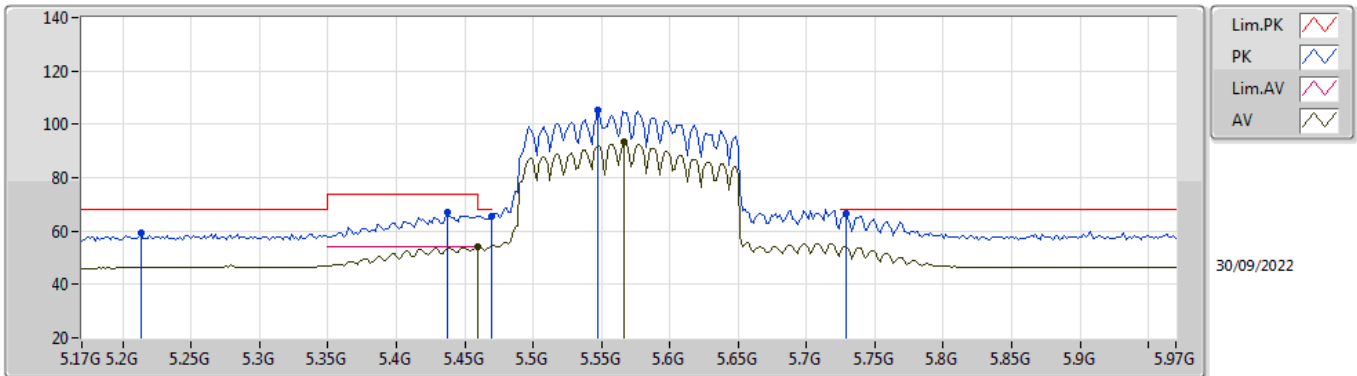


EUT_X_2TX
Setting 13.5
02-F-J-8-10

Type	Freq (Hz)	Level (dBuV/m)	Limit (dBuV/m)	Margin (dB)	Raw (dBuV)	Dist (m)	Condition	Azimuth (°)	Height (m)	Comment	AF (dB)	CL (dB)	PA (dB)
PK	5.25G	59.78	68.20	-8.42	51.48	3	Vertical	29	2.59	-	33.70	5.33	30.73
PK	5.4372G	61.95	74.00	-12.05	53.23	3	Vertical	29	2.59	-	34.00	5.44	30.72
AV	5.4372G	49.91	54.00	-4.09	41.19	3	Vertical	29	2.59	-	34.00	5.44	30.72
PK	5.4676G	61.66	68.20	-6.54	52.91	3	Vertical	29	2.59	-	34.00	5.47	30.72
PK	5.5844G	99.79	Inf	-Inf	91.06	3	Vertical	29	2.59	-	33.93	5.58	30.78
AV	5.5748G	88.83	Inf	-Inf	80.09	3	Vertical	29	2.59	-	33.95	5.57	30.78
PK	5.7268G	66.22	68.20	-1.98	57.66	3	Vertical	29	2.59	-	33.85	5.60	30.89

802.11ax HEW160_Nss1,(MCS0)_2TX

5570MHz_TnomVnom

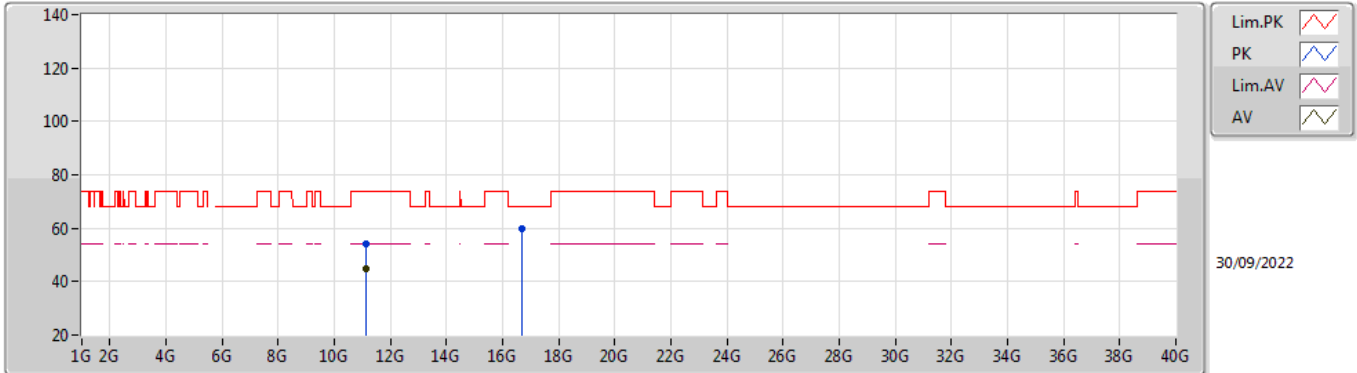


EUT_X_2TX
Setting 13.5
02-F-J-8-10

Type	Freq (Hz)	Level (dBuV/m)	Limit (dBuV/m)	Margin (dB)	Raw (dBuV)	Dist (m)	Condition	Azimuth (°)	Height (m)	Comment	AF (dB)	CL (dB)	PA (dB)
PK	5.2132G	59.18	68.20	-9.02	50.90	3	Horizontal	5	1.80	-	33.70	5.31	30.73
PK	5.4372G	66.83	74.00	-7.17	58.11	3	Horizontal	5	1.80	-	34.00	5.44	30.72
PK	5.4692G	65.69	68.20	-2.51	56.94	3	Horizontal	5	1.80	-	34.00	5.47	30.72
AV	5.4596G	53.92	54.00	-0.08	45.18	3	Horizontal	5	1.80	-	34.00	5.46	30.72
PK	5.5476G	105.10	Inf	-Inf	96.31	3	Horizontal	5	1.80	-	34.00	5.55	30.76
AV	5.5668G	93.41	Inf	-Inf	84.64	3	Horizontal	5	1.80	-	33.97	5.57	30.77
PK	5.7284G	66.41	68.20	-1.79	57.86	3	Horizontal	5	1.80	-	33.84	5.60	30.89

802.11ax HEW160_Nss1,(MCS0)_2TX

5570MHz_TnomVnom

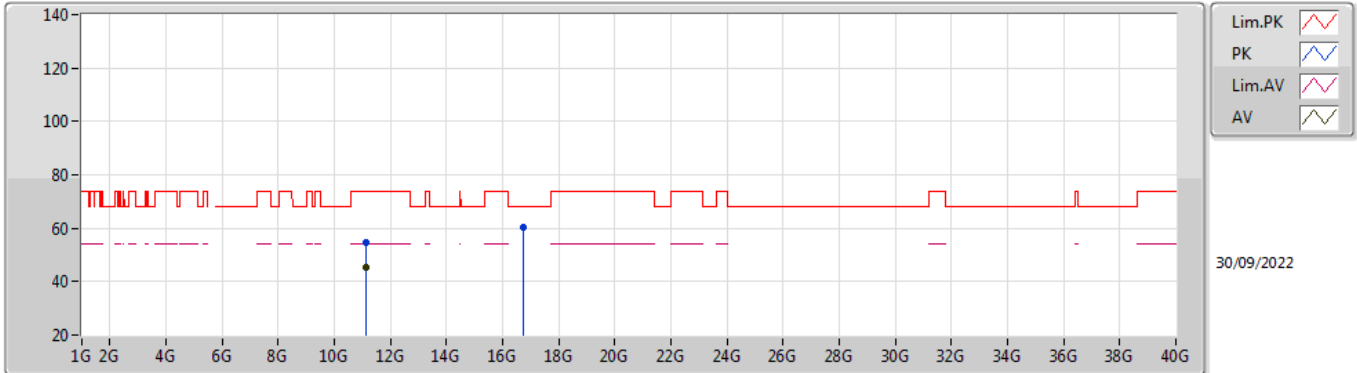


EUT_X_2TX
Setting 13.5
02-F-C-6

Type	Freq (Hz)	Level (dBuV/m)	Limit (dBuV/m)	Margin (dB)	Raw (dBuV)	Dist (m)	Condition	Azimuth (°)	Height (m)	Comment	AF (dB)	CL (dB)	PA (dB)
PK	11.13994G	54.38	74.00	-19.62	39.86	3	Vertical	52	1.87	-	38.74	7.76	31.98
AV	11.14G	44.65	54.00	-9.35	30.13	3	Vertical	52	1.87	-	38.74	7.76	31.98
PK	16.70292G	59.72	68.20	-8.48	40.44	3	Vertical	355	1.86	-	39.62	10.35	30.69

802.11ax HEW160_Nss1,(MCS0)_2TX

5570MHz_TnomVnom



EUT X_2TX
Setting 13.5
02-F-C-6

Type	Freq (Hz)	Level (dBuV/m)	Limit (dBuV/m)	Margin (dB)	Raw (dBuV)	Dist (m)	Condition	Azimuth (°)	Height (m)	Comment	AF (dB)	CL (dB)	PA (dB)
PK	11.14006G	54.66	74.00	-19.34	40.14	3	Horizontal	43	1.60	-	38.74	7.76	31.98
AV	11.14G	45.27	54.00	-8.73	30.75	3	Horizontal	43	1.60	-	38.74	7.76	31.98
PK	16.71348G	60.25	68.20	-7.95	40.85	3	Horizontal	55	1.97	-	39.71	10.36	30.67