

Appendix B. Test Photos


1. Photographs of Conducted Emissions Test Configuration

Test mode: Adapter with Ant. 2

FRONT VIEW



REAR VIEW




SIDE VIEW




Test mode: POE with Ant. 2


FRONT VIEW



REAR VIEW




SIDE VIEW




2. Photographs of Radiated Emissions Test Configuration

Below 30MHz

FRONT VIEW



REAR VIEW



Test mode: Adapter with Ant. 1

Test Configuration: 30KHz~1GHz

FRONT VIEW



REAR VIEW




Test Configuration: above 1GHz

FRONT VIEW



REAR VIEW



Test mode: Adapter with Ant. 2

Test Configuration: 30KHz~1GHz

FRONT VIEW



REAR VIEW




Test Configuration: above 1GHz

FRONT VIEW



REAR VIEW



Test mode: POE with Ant. 1

Test Configuration: 30KHz~1GHz

FRONT VIEW



REAR VIEW




Test Configuration: above 1GHz

FRONT VIEW



REAR VIEW




Test mode: POE with Ant. 2

Test Configuration: 30KHz~1GHz

FRONT VIEW



REAR VIEW



Test Configuration: above 1GHz

FRONT VIEW



REAR VIEW

