


# 1. Photographs of Conducted Emissions Test Configuration

Non-Beamforming

**Front View**



**Side View**



**Under Table View**




**Beamforming**




**Front View**

**Side View**



**Under Table View**



## 2. Photographs of Radiated Emissions Test Configuration


For radiated emissions 30MHz~1GHz

Non-Beamforming


Front View



Rear View




Beamforming




Front View

Rear View




For radiated emissions above 1GHz  
Non-Beamforming


Front View



Rear View




Beamforming



Front View

Rear View



————THE END————