

# Appendix B: Test Results of Radiation Spurious Emissions & Mains

## Conducted Emission

### Band Edges, 5.35GHz

#### U-NII-2A

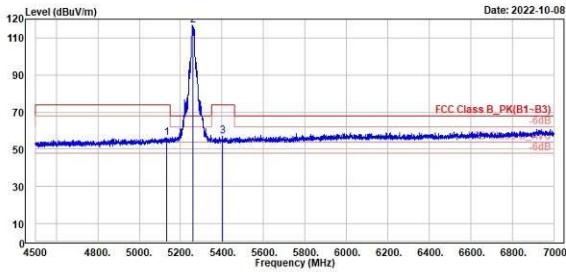
#### 802.11a

#### CH 52 (Horizontal) Peak

#### CH 52 (Vertical) Peak



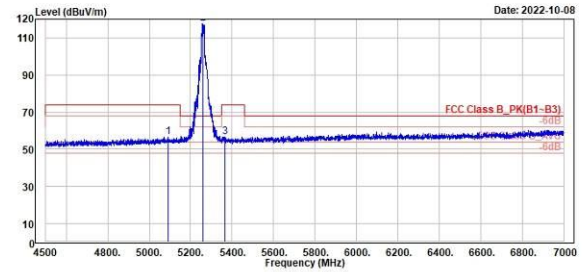
TÜV Rheinland Taiwan Ltd.  
 No. 438-18, Sec 2, Fenliao, Linkou Dist., New Taipei City 244, Taiwan(R.O.C.)  
 Tel: +886-2172-1010 Fax: +886-2172-1322



Peak	Freq (MHz)	Level (dBuV/m)	Read Level (dBuV)	Factor (dB/m)	Limit Line (dBuV/m)	Over Limit (dB)	APos (cm)	TPos (deg)	Remark	Pol/Phase	Note
1	5132.58	56.31	13.54	42.77	74.00	-17.69	100	93	Peak	Horizontal	
2 *	5268.00	116.66	73.69	42.97	68.28	48.48	100	93	Peak	Horizontal	
3	5482.00	57.24	14.03	43.21	74.00	-16.76	100	93	Peak	Horizontal	



TÜV Rheinland Taiwan Ltd.  
 No. 438-18, Sec 2, Fenliao, Linkou Dist., New Taipei City 244, Taiwan(R.O.C.)  
 Tel: +886-2172-1010 Fax: +886-2172-1322



Peak	Freq (MHz)	Level (dBuV/m)	Read Level (dBuV)	Factor (dB/m)	Limit Line (dBuV/m)	Over Limit (dB)	APos (cm)	TPos (deg)	Remark	Pol/Phase	Note
1	5091.50	56.61	14.04	42.57	74.00	-17.39	356	48	Peak	Vertical	
2 *	5268.00	117.83	74.86	42.97	68.28	49.63	356	48	Peak	Vertical	
3	5367.50	56.79	13.74	43.05	74.00	-17.21	356	48	Peak	Vertical	

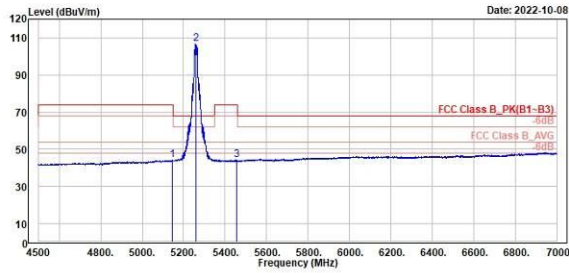
802.11a

CH 52 (Horizontal) Average

CH 52 (Vertical) Average



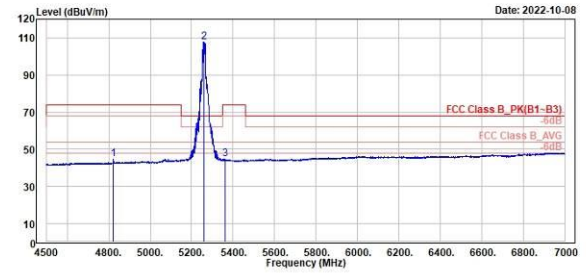
TUV Rheinland Taiwan Ltd.  
No. 438-18, Sec 2, Fenliao, Linkou Dist., New Taipei City 244, Taiwan(R.O.C.)  
Tel: +886-2172-1010 Fax: +886-2172-1322



1	2	3	Read Level	Factor	Limit Line	Over Limit	APos	TPos	Remark	Pol/Phase	Note
MHz	dBuV/m	dBuV	dB/m	dBuV/m	dB	cm	deg				
5143.50	44.29	1.44	42.85	54.00	-9.71	100	93	Average	Horizontal		
5250.00	105.55	63.58	42.97	54.00	52.55	100	93	Average	Horizontal		
5457.50	44.31	1.05	43.26	54.00	-9.69	100	93	Average	Horizontal		



TUV Rheinland Taiwan Ltd.  
No. 438-18, Sec 2, Fenliao, Linkou Dist., New Taipei City 244, Taiwan(R.O.C.)  
Tel: +886-2172-1010 Fax: +886-2172-1322



1	2	3	Read Level	Factor	Limit Line	Over Limit	APos	TPos	Remark	Pol/Phase	Note
MHz	dBuV/m	dBuV	dB/m	dBuV/m	dB	cm	deg				
4824.00	44.78	2.71	42.07	54.00	-9.22	356	48	Average	Vertical		
5250.00	107.69	64.72	42.97	54.00	53.69	356	48	Average	Vertical		
5363.50	44.92	1.89	43.03	54.00	-9.08	356	48	Average	Vertical		

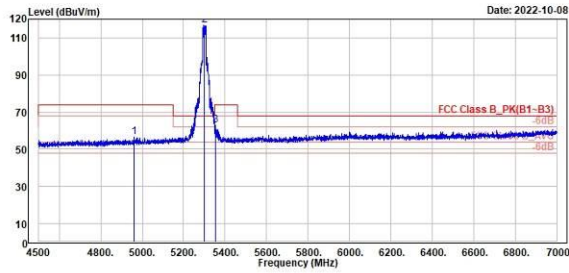
802.11a

CH 60 (Horizontal) Peak

CH 60 (Vertical) Peak



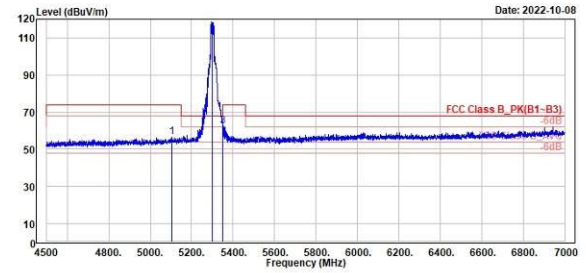
TÜV Rheinland Taiwan Ltd.  
No. 438-18, Sec 2, Fenliao, Linkou Dist., New Taipei City 244, Taiwan(R.O.C.)  
Tel: +886-2172-1010 Fax: +886-2172-1322



Peak	Freq (MHz)	Level (dBuV/m)	Read Level (dBuV)	Factor (dB/m)	Limit Line (dBuV/m)	Over Limit (dB)	APos (cm)	TPos (deg)	Remark	Pol/Phase	Note
1	4963.00	56.51	14.14	42.37	74.00	-17.49	100	81	Peak	Horizontal	
2 *	5300.00	115.74	73.82	42.92	68.20	48.54	100	81	Peak	Horizontal	
3	5352.50	62.75	19.77	42.98	74.00	-11.25	100	81	Peak	Horizontal	



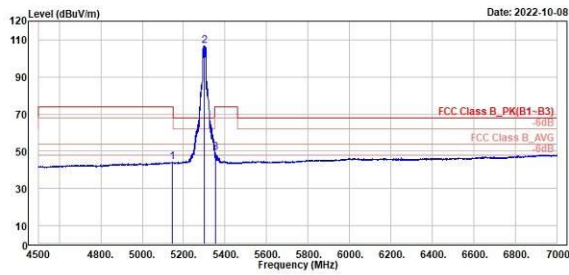
TÜV Rheinland Taiwan Ltd.  
No. 438-18, Sec 2, Fenliao, Linkou Dist., New Taipei City 244, Taiwan(R.O.C.)  
Tel: +886-2172-1010 Fax: +886-2172-1322



Peak	Freq (MHz)	Level (dBuV/m)	Read Level (dBuV)	Factor (dB/m)	Limit Line (dBuV/m)	Over Limit (dB)	APos (cm)	TPos (deg)	Remark	Pol/Phase	Note
1	5104.00	56.55	13.97	42.58	74.00	-17.45	368	42	Peak	Vertical	
2 *	5300.00	110.50	75.58	42.92	68.20	50.30	368	42	Peak	Vertical	
3	5351.00	62.63	19.66	42.97	74.00	-11.37	368	42	Peak	Vertical	

**802.11a**
**CH 60 (Horizontal) Average**
**CH 60 (Vertical) Average**

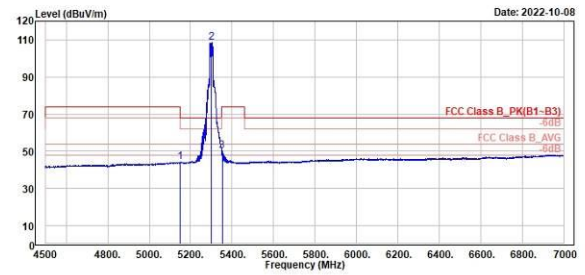

TÜV Rheinland Taiwan Ltd.  
 No. 438-18, Sec 2, Fenliao, Linkou Dist., New Taipei City 244, Taiwan(R.O.C.)  
 Tel: +886-2172-1000 Fax: +886-2172-1322



1	2 *	3 !	Read Level	Factor	Limit Line	Over Limit	APos	TPos	Remark	Pol/Phase	Note
MHz	dBuV/m	dBuV	dB/m	dBuV/m	dB	cm	deg				
5146.58	44.15	1.28	42.87	54.00	-9.85	100	81	Average	Horizontal		
5300.00	105.78	63.86	42.92	54.00	52.78	100	81	Average	Horizontal		
5352.00	49.27	6.29	42.98	54.00	-4.73	100	81	Average	Horizontal		



TÜV Rheinland Taiwan Ltd.  
 No. 438-18, Sec 2, Fenliao, Linkou Dist., New Taipei City 244, Taiwan(R.O.C.)  
 Tel: +886-2172-1000 Fax: +886-2172-1322



1	2 *	3 !	Read Level	Factor	Limit Line	Over Limit	APos	TPos	Remark	Pol/Phase	Note
MHz	dBuV/m	dBuV	dB/m	dBuV/m	dB	cm	deg				
5148.00	44.05	1.16	42.89	54.00	-9.95	368	42	Average	Vertical		
5300.00	100.51	65.59	42.92	54.00	56.51	368	42	Average	Vertical		
5351.50	50.30	7.32	42.98	54.00	-3.70	368	42	Average	Vertical		

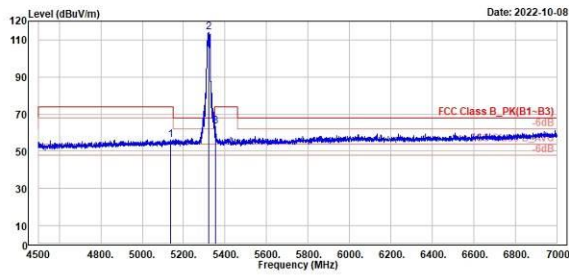
802.11a

CH 64 (Horizontal) Peak

CH 64 (Vertical) Peak



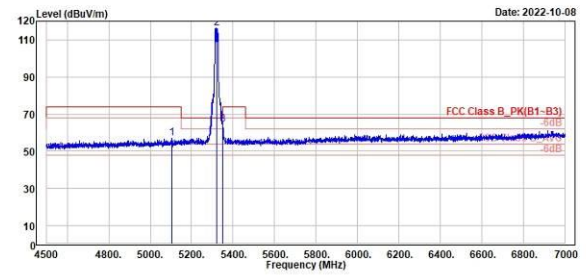
TUV Rheinland Taiwan Ltd.  
No. 438-18, Sec 2, Fenliao, Linkou Dist., New Taipei City 244, Taiwan(R.O.C.)  
Tel: +886-2172-1000 Fax: +886-2172-1322



Peak	Freq (MHz)	Level (dBuV/m)	Read Level (dBuV)	Factor (dB/m)	Limit Line (dBuV/m)	Over Limit (dB)	APos (cm)	TPos (deg)	Remark	Pol/Phase	Note
1	5137.00	56.27	13.46	42.81	74.00	-17.73	100	66	Peak	Horizontal	
2 *	5320.00	113.96	71.02	42.94	68.20	45.76	100	66	Peak	Horizontal	
3	5352.00	63.35	20.37	42.98	74.00	-10.65	100	66	Peak	Horizontal	



TUV Rheinland Taiwan Ltd.  
No. 438-18, Sec 2, Fenliao, Linkou Dist., New Taipei City 244, Taiwan(R.O.C.)  
Tel: +886-2172-1000 Fax: +886-2172-1322



Peak	Freq (MHz)	Level (dBuV/m)	Read Level (dBuV)	Factor (dB/m)	Limit Line (dBuV/m)	Over Limit (dB)	APos (cm)	TPos (deg)	Remark	Pol/Phase	Note
1	5105.50	56.95	14.36	42.59	74.00	-17.05	364	43	Peak	Vertical	
2 *	5320.00	116.55	73.61	42.94	68.20	48.35	364	43	Peak	Vertical	
3 !	5350.00	64.56	21.59	42.97	68.20	-3.64	364	43	Peak	Vertical	

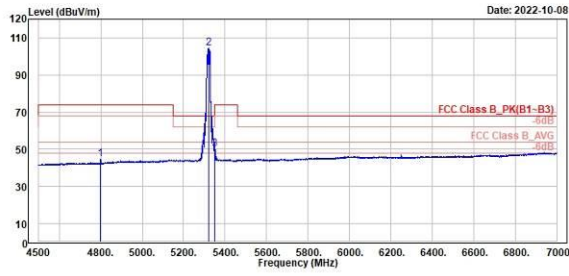
802.11a

CH 64 (Horizontal) Average

CH 64 (Vertical) Average



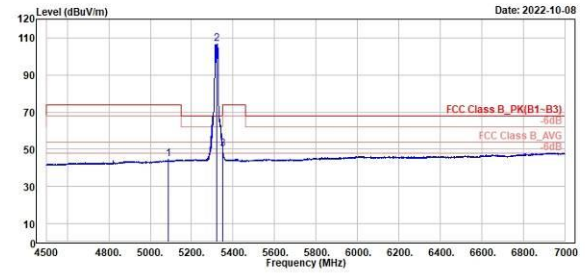
TUV Rheinland Taiwan Ltd.  
No. 438-18, Sec 2, Fenliao, Linkou Dist., New Taipei City 244, Taiwan(R.O.C.)  
Tel: +886-2172-1000 Fax: +886-2172-1322



1	2 *	3 !
4799.58	5320.00	5351.00
44.53	104.28	49.99
2.53	61.34	7.02
42.00	42.94	42.97
54.00	54.00	54.00
-9.47	50.28	-4.01
100	100	100
66	66	66
Average	Average	Average
Horizontal	Horizontal	Horizontal



TUV Rheinland Taiwan Ltd.  
No. 438-18, Sec 2, Fenliao, Linkou Dist., New Taipei City 244, Taiwan(R.O.C.)  
Tel: +886-2172-1000 Fax: +886-2172-1322



1	2 *	3 !
5087.50	5320.00	5350.00
44.70	106.05	50.23
2.13	63.01	7.26
42.57	42.94	42.97
54.00	54.00	54.00
-9.30	52.05	-3.77
364	364	364
43	43	43
Average	Average	Average
Vertical	Vertical	Vertical

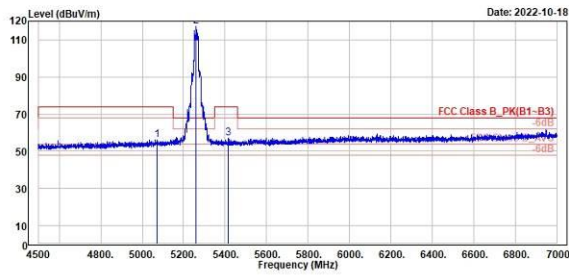
802.11ax HE20

CH 52 (Horizontal) Peak

CH 52 (Vertical) Peak



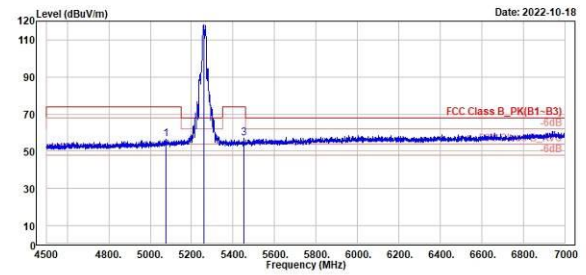
TUV Rheinland Taiwan Ltd.  
No. 438-18, Sec 2, Fenliao, Linkou Dist., New Taipei City 244, Taiwan(R.O.C.)  
Tel: +886-2172-1000 Fax: +886-2172-1322



Peak	Freq (MHz)	Level (dBuV/m)	Read Level (dBuV)	Factor (dB/m)	Limit Line (dBuV/m)	Over Limit (dB)	APos (cm)	TPos (deg)	Remark	Pol/Phase	Note
1	5870.58	56.15	13.56	42.59	74.00	-17.85	100	95	Peak	Horizontal	
2 *	5269.00	117.87	74.10	42.97	68.20	48.87	100	95	Peak	Horizontal	
3	5414.59	56.83	13.61	43.22	74.00	-17.17	100	95	Peak	Horizontal	



TUV Rheinland Taiwan Ltd.  
No. 438-18, Sec 2, Fenliao, Linkou Dist., New Taipei City 244, Taiwan(R.O.C.)  
Tel: +886-2172-1000 Fax: +886-2172-1322



Peak	Freq (MHz)	Level (dBuV/m)	Read Level (dBuV)	Factor (dB/m)	Limit Line (dBuV/m)	Over Limit (dB)	APos (cm)	TPos (deg)	Remark	Pol/Phase	Note
1	5875.00	56.39	13.81	42.58	74.00	-17.61	119	332	Peak	Vertical	
2 *	5269.00	119.19	75.22	42.97	68.20	49.99	119	332	Peak	Vertical	
3	5451.50	56.85	13.60	43.25	74.00	-17.15	119	332	Peak	Vertical	

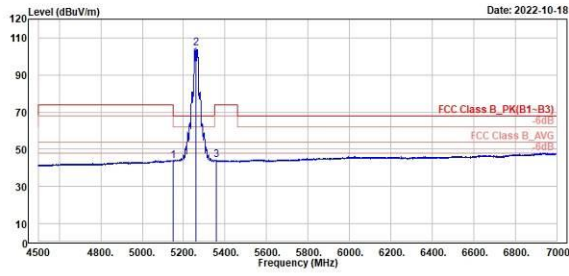
802.11ax HE20

CH 52 (Horizontal) Average

CH 52 (Vertical) Average



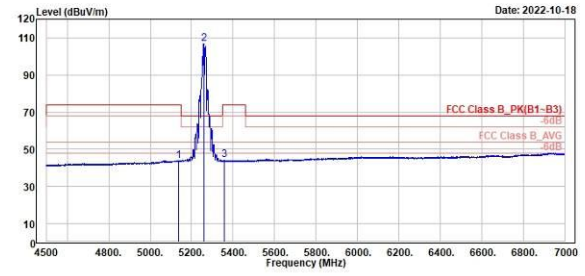
TUV Rheinland Taiwan Ltd.  
No. 438-18, Sec 2, Fenliao, Linkou Dist., New Taipei City 244, Taiwan(R.O.C.)  
Tel: +886-2172-1010 Fax: +886-2172-1322



1	2	3
5147.50	5260.00	5359.00
44.00	104.65	44.03
1.12	61.68	1.01
42.88	42.97	43.02
54.00	54.00	54.00
-10.00	50.65	-9.97
100	100	100
95	95	95
Average	Average	Average
Horizontal	Horizontal	Horizontal



TUV Rheinland Taiwan Ltd.  
No. 438-18, Sec 2, Fenliao, Linkou Dist., New Taipei City 244, Taiwan(R.O.C.)  
Tel: +886-2172-1010 Fax: +886-2172-1322



1	2	3
5137.00	5260.00	5358.00
43.00	106.59	44.04
1.00	63.62	1.04
42.81	42.97	43.00
54.00	54.00	54.00
-10.10	52.59	-9.56
119	119	119
332	332	332
Average	Average	Average
Vertical	Vertical	Vertical



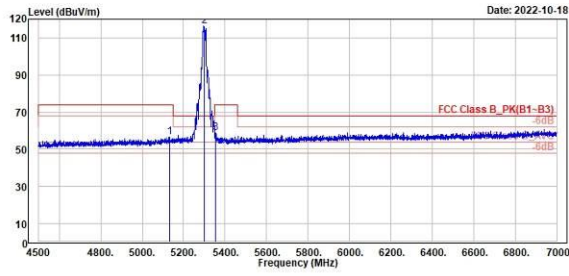
802.11ax HE20

CH 60 (Horizontal) Peak

CH 60 (Vertical) Peak



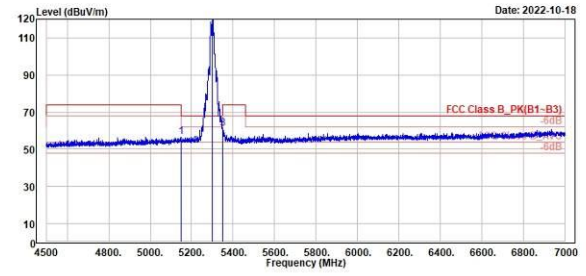
TUV Rheinland Taiwan Ltd.  
No. 438-18, Sec 2, Fenliiao, Linkou Dist., New Taipei City 244, Taiwan(R.O.C.)  
Tel: +886-2172-1000 Fax: +886-2172-1322



Peak	Freq (MHz)	Level (dBuV/m)	Read Level (dBuV)	Factor (dB/m)	Limit Line (dBuV/m)	Over Limit (dB)	APos (cm)	TPos (deg)	Remark	Pol/Phase	Note
1	5131.00	56.46	13.69	42.77	74.00	-17.54	100	32	Peak	Horizontal	
2	5300.00	116.49	73.57	42.92	68.20	48.29	100	32	Peak	Horizontal	
3	5354.50	59.00	16.01	42.99	74.00	-15.00	100	32	Peak	Horizontal	



TUV Rheinland Taiwan Ltd.  
No. 438-18, Sec 2, Fenliiao, Linkou Dist., New Taipei City 244, Taiwan(R.O.C.)  
Tel: +886-2172-1000 Fax: +886-2172-1322



Peak	Freq (MHz)	Level (dBuV/m)	Read Level (dBuV)	Factor (dB/m)	Limit Line (dBuV/m)	Over Limit (dB)	APos (cm)	TPos (deg)	Remark	Pol/Phase	Note
1	5147.50	56.78	13.90	42.88	74.00	-17.22	330	39	Peak	Vertical	
2	5300.00	130.05	77.13	42.92	68.20	51.05	330	39	Peak	Vertical	
3	5350.00	60.93	17.96	42.97	68.20	-7.27	330	39	Peak	Vertical	

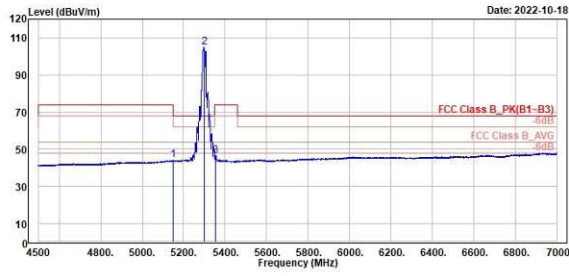
802.11ax HE20

CH 60 (Horizontal) Average

CH 60 (Vertical) Average



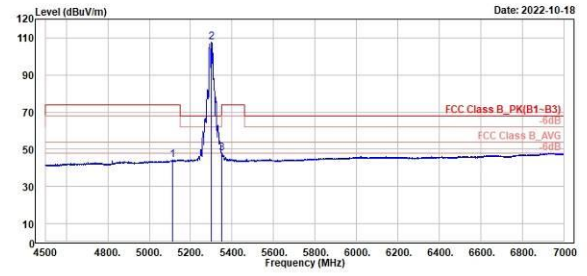
TUV Rheinland Taiwan Ltd.  
No. 438-18, Sec 2, Fenliiao, Linkou Dist., New Taipei City 244, Taiwan(R.O.C.)  
Tel: +886-2172-1010 Fax: +886-2172-1322



1	2	3	Read Level	Factor	Limit Line	Over Limit	APos	TPos	Remark	Pol/Phase	Note
MHz	dBuV/m	dBuV	dB/m	dBuV/m	dB	cm	deg				
5148.00	44.13	1.24	42.89	54.00	-9.87	100	32	Average	Horizontal		
5355.59	104.85	61.93	42.92	54.00	50.85	100	32	Average	Horizontal		
5355.59	46.49	3.50	42.99	54.00	-7.51	100	32	Average	Horizontal		



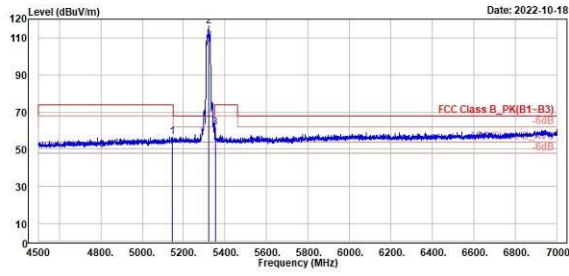
TUV Rheinland Taiwan Ltd.  
No. 438-18, Sec 2, Fenliiao, Linkou Dist., New Taipei City 244, Taiwan(R.O.C.)  
Tel: +886-2172-1010 Fax: +886-2172-1322



1	2	3	Read Level	Factor	Limit Line	Over Limit	APos	TPos	Remark	Pol/Phase	Note
MHz	dBuV/m	dBuV	dB/m	dBuV/m	dB	cm	deg				
5114.00	44.35	1.70	42.65	54.00	-9.65	330	39	Average	Vertical		
5355.59	107.82	64.90	42.92	54.00	53.82	330	39	Average	Vertical		
5355.59	48.06	5.89	42.97	54.00	-5.94	330	39	Average	Vertical		

**802.11ax HE20**
**CH 64 (Horizontal) Peak**
**CH 64 (Vertical) Peak**

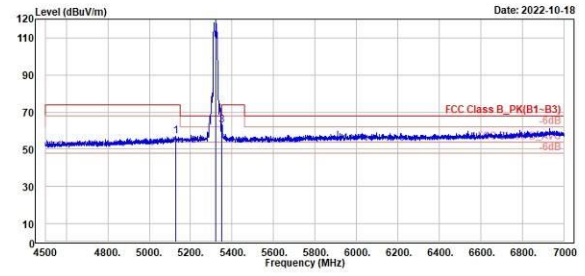

TÜV Rheinland Taiwan Ltd.  
 No. 438-18, Sec 2, Fenliao, Linkou Dist., New Taipei City 244, Taiwan(R.O.C.)  
 Tel: +886-2172-1000 Fax: +886-2172-1322



1	2	3	Read Level	Factor	Limit Line	Over Limit	APos	TPos	Remark	Pol/Phase	Note
MHz	dBuV/m	dBuV	dB/m	dBuV/m	dB	cm	deg				
5147.00	56.78	13.91	42.87	74.00	-17.22	100	69	Peak	Horizontal		
5320.00	116.51	73.57	42.94	68.29	48.31	100	69	Peak	Horizontal		
5351.50	61.59	18.61	42.98	74.00	-12.41	100	69	Peak	Horizontal		



TÜV Rheinland Taiwan Ltd.  
 No. 438-18, Sec 2, Fenliao, Linkou Dist., New Taipei City 244, Taiwan(R.O.C.)  
 Tel: +886-2172-1000 Fax: +886-2172-1322



1	2	3	Read Level	Factor	Limit Line	Over Limit	APos	TPos	Remark	Pol/Phase	Note
MHz	dBuV/m	dBuV	dB/m	dBuV/m	dB	cm	deg				
5127.00	57.07	14.33	42.74	74.00	-16.93	184	360	Peak	Vertical		
5320.00	119.33	75.39	42.94	68.20	51.13	184	360	Peak	Vertical		
5351.00	63.05	20.88	42.97	74.00	-10.95	184	360	Peak	Vertical		

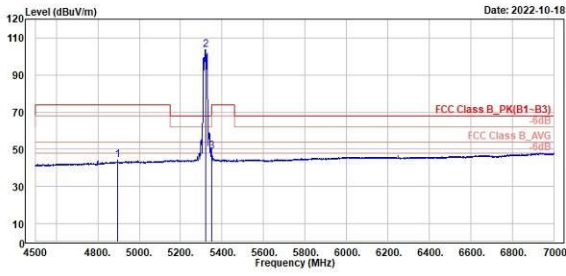
802.11ax HE20

CH 64 (Horizontal) Average

CH 64 (Vertical) Average



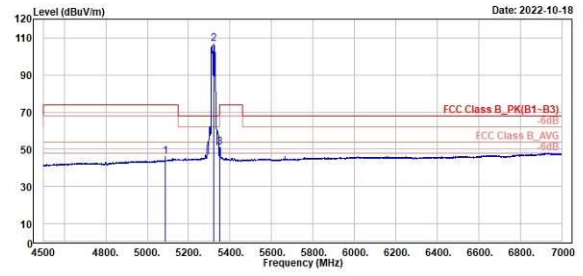
TUV Rheinland Taiwan Ltd.  
No. 438-18, Sec 2, Fenliao, Linkou Dist., New Taipei City 244, Taiwan(R.O.C.)  
Tel: +886-2172-1010 Fax: +886-2172-1322



1	2 *	3 !	Read Level	Level Factor	Limit Line	Over Limit	APos	TPos	Remark	Pol/Phase	Note
MHz	dBuV/m	dBuV	dB/m	dBuV/m	dB	cm	deg				
4895.58	44.35	2.26	42.09	54.00	-9.65	100	69	Average	Horizontal		
5320.00	103.53	60.59	42.94	54.00	49.53	100	69	Average	Horizontal		
5350.00	48.77	5.80	42.97	54.00	-5.23	100	69	Average	Horizontal		



TUV Rheinland Taiwan Ltd.  
No. 438-18, Sec 2, Fenliao, Linkou Dist., New Taipei City 244, Taiwan(R.O.C.)  
Tel: +886-2172-1010 Fax: +886-2172-1322



1	2 *	3 !	Read Level	Level Factor	Limit Line	Over Limit	APos	TPos	Remark	Pol/Phase	Note
MHz	dBuV/m	dBuV	dB/m	dBuV/m	dB	cm	deg				
5088.00	46.31	3.75	42.56	54.00	-7.69	184	360	Average	Vertical		
5320.00	106.87	63.93	42.94	54.00	52.87	184	360	Average	Vertical		
5351.00	51.16	8.19	42.97	54.00	-2.84	184	360	Average	Vertical		

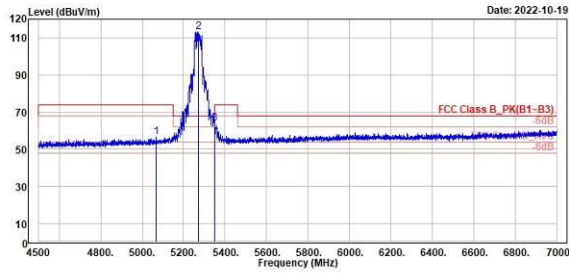
802.11ax HE40

CH 54 (Horizontal) Peak

CH 54 (Vertical) Peak



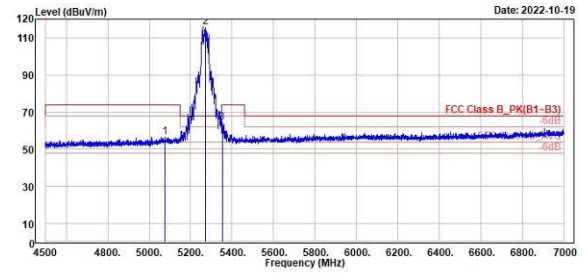
TUV Rheinland Taiwan Ltd.  
No. 438-18, Sec 2, Fenliao, Linkou Dist., New Taipei City 244, Taiwan(R.O.C.)  
Tel: +886-2172-1010 Fax: +886-2172-1322



Peak	Freq (MHz)	Level (dBuV/m)	Read Level (dBuV)	Factor (dB/m)	Limit Line (dBuV/m)	Over Limit (dB)	APos (cm)	TPos (deg)	Remark	Pol/Phase	Note
1	5068.50	56.61	14.02	42.59	74.00	-17.39	100	33	Peak	Horizontal	
2 *	5279.00	113.09	70.13	42.96	68.20	44.89	100	33	Peak	Horizontal	
3 !	5350.00	63.69	20.72	42.97	68.20	-4.51	100	33	Peak	Horizontal	



TUV Rheinland Taiwan Ltd.  
No. 438-18, Sec 2, Fenliao, Linkou Dist., New Taipei City 244, Taiwan(R.O.C.)  
Tel: +886-2172-1010 Fax: +886-2172-1322



Peak	Freq (MHz)	Level (dBuV/m)	Read Level (dBuV)	Factor (dB/m)	Limit Line (dBuV/m)	Over Limit (dB)	APos (cm)	TPos (deg)	Remark	Pol/Phase	Note
1	5077.00	56.66	14.07	42.59	74.00	-17.34	100	332	Peak	Vertical	
2 *	5279.00	115.01	72.05	42.96	68.20	47.01	100	332	Peak	Vertical	
3	5351.50	64.48	21.50	42.98	74.00	-9.52	100	332	Peak	Vertical	

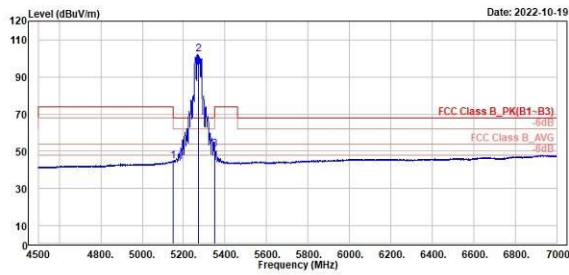
802.11ax HE40

CH 54 (Horizontal) Average

CH 54 (Vertical) Average



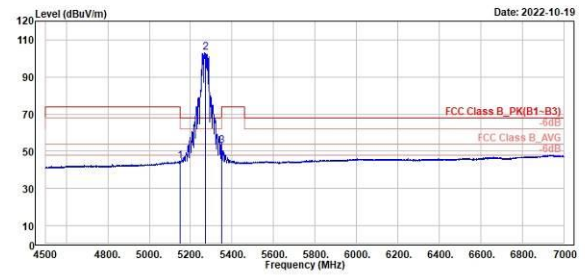
TUV Rheinland Taiwan Ltd.  
No. 438-18, Sec 2, Fenliao, Linkou Dist., New Taipei City 244, Taiwan(R.O.C.)  
Tel: +886-2172-1010 Fax: +886-2172-1322



1	2 *	3 !	Read Level	Level Factor	Limit Line	Over Limit	APos	TPos	Remark	Pol/Phase	Note
MHz	dBuV/m	dBuV	dB/m	dBuV/m	dB	cm	deg				
5147.58	44.78	1.82	42.88	54.00	-9.30	100	33	Average	Horizontal		
5270.00	102.41	59.45	42.96	54.00	48.41	100	33	Average	Horizontal		
5350.00	51.19	8.22	42.97	54.00	-2.81	100	33	Average	Horizontal		



TUV Rheinland Taiwan Ltd.  
No. 438-18, Sec 2, Fenliao, Linkou Dist., New Taipei City 244, Taiwan(R.O.C.)  
Tel: +886-2172-1010 Fax: +886-2172-1322



1	2 *	3 !	Read Level	Level Factor	Limit Line	Over Limit	APos	TPos	Remark	Pol/Phase	Note
MHz	dBuV/m	dBuV	dB/m	dBuV/m	dB	cm	deg				
5147.58	44.92	2.04	42.88	54.00	-9.08	100	332	Average	Vertical		
5270.00	103.01	60.05	42.96	54.00	49.01	100	332	Average	Vertical		
5350.00	52.89	9.92	42.97	54.00	-1.11	100	332	Average	Vertical		

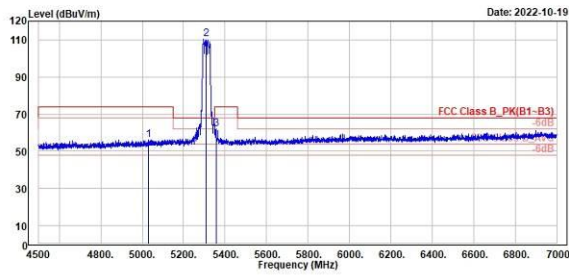
802.11ax HE40

CH 62 (Horizontal) Peak

CH 62 (Vertical) Peak



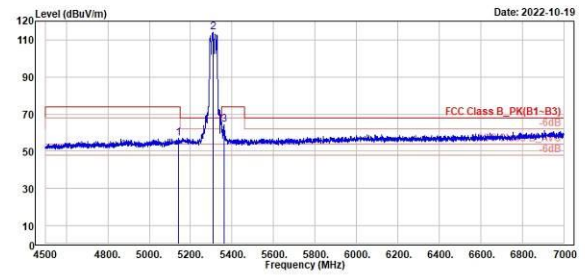
TUV Rheinland Taiwan Ltd.  
No. 438-18, Sec 2, Fenliao, Linkou Dist., New Taipei City 244, Taiwan(R.O.C.)  
Tel: +886-2172-1010 Fax: +886-2172-1322



Peak	Freq	Level	Read Level	Factor	Limit Line	Over Limit	APos	TPos	Remark	Pol/Phase	Note
	MHz	dBuV/m	dBuV	dB/m	dBuV/m	dB	cm	deg			
1	5831.00	56.33	13.77	42.56	74.00	-17.67	100	92	Peak	Horizontal	
2 *	5310.00	119.28	67.27	42.93	68.20	42.00	100	92	Peak	Horizontal	
3	5356.00	61.88	18.89	42.99	74.00	-12.12	100	92	Peak	Horizontal	



TUV Rheinland Taiwan Ltd.  
No. 438-18, Sec 2, Fenliao, Linkou Dist., New Taipei City 244, Taiwan(R.O.C.)  
Tel: +886-2172-1010 Fax: +886-2172-1322



Peak	Freq	Level	Read Level	Factor	Limit Line	Over Limit	APos	TPos	Remark	Pol/Phase	Note
	MHz	dBuV/m	dBuV	dB/m	dBuV/m	dB	cm	deg			
1	5141.00	56.97	14.13	42.84	74.00	-17.03	329	40	Peak	Vertical	
2 *	5310.00	113.99	71.06	42.93	68.20	45.79	329	40	Peak	Vertical	
3	5360.00	64.24	21.22	43.02	74.00	-9.76	329	40	Peak	Vertical	

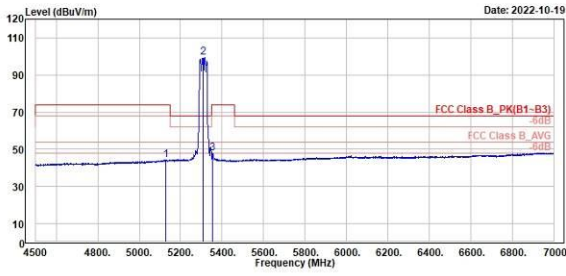
802.11ax HE40

CH 62 (Horizontal) Average

CH 62 (Vertical) Average



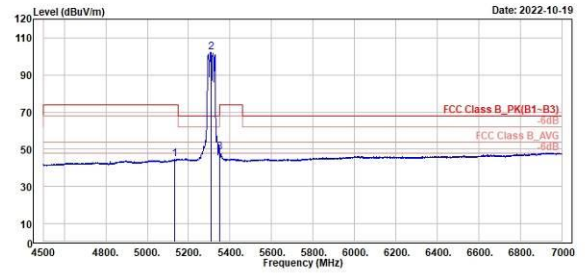
TUV Rheinland Taiwan Ltd.  
No. 438-18, Sec 2, Fenliao, Linkou Dist., New Taipei City 244, Taiwan(R.O.C.)  
Tel: +886-2172-1010 Fax: +886-2172-1322



1	2 *	3 !	Read Level	Level Factor	Limit Line	Over Limit	APos	TPos	Remark	Pol/Phase	Note
MHz	dBuV/m	dBuV	dB/m	dBuV/m	dB	cm	deg				
5138.00	44.28	1.53	42.75	54.00	-9.72	100	92	Average	Horizontal		
5354.59	48.11	5.12	42.99	54.00	-5.89	100	92	Average	Horizontal		



TUV Rheinland Taiwan Ltd.  
No. 438-18, Sec 2, Fenliao, Linkou Dist., New Taipei City 244, Taiwan(R.O.C.)  
Tel: +886-2172-1010 Fax: +886-2172-1322



1	2 *	3 !	Read Level	Level Factor	Limit Line	Over Limit	APos	TPos	Remark	Pol/Phase	Note
MHz	dBuV/m	dBuV	dB/m	dBuV/m	dB	cm	deg				
5131.00	44.74	1.97	42.77	54.00	-9.26	329	40	Average	Vertical		
5350.00	48.58	5.61	42.97	54.00	-5.42	329	40	Average	Vertical		



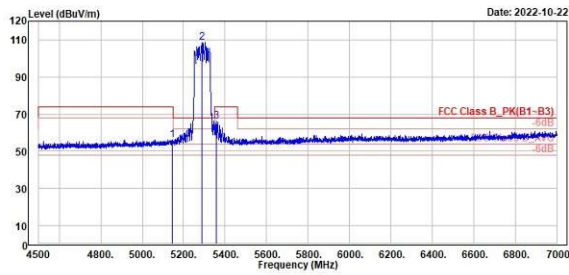
802.11ax HE80

CH 58 (Horizontal) Peak

CH 58 (Vertical) Peak



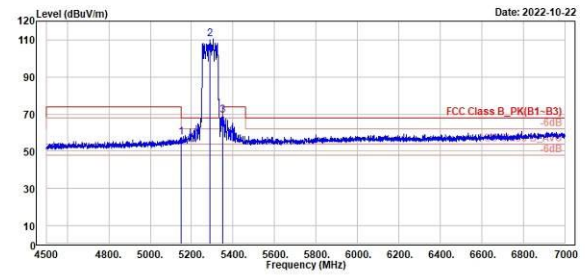
TUV Rheinland Taiwan Ltd.  
No. 438-18, Sec 2, Fenliao, Linkou Dist., New Taipei City 244, Taiwan(R.O.C.)  
Tel: +886-2172-1010 Fax: +886-2172-1322



Peak	Freq (MHz)	Level (dBuV/m)	Read Level (dBuV)	Factor (dB/m)	Limit Line (dBuV/m)	Over Limit (dB)	APos (cm)	TPos (deg)	Remark	Pol/Phase	Note
1	5146.58	56.25	13.38	42.87	74.00	-17.75	100	79	Peak	Horizontal	
2 *	5298.00	108.56	65.72	42.84	68.20	40.36	100	79	Peak	Horizontal	
3	5357.00	66.22	23.22	43.00	74.00	-7.78	100	79	Peak	Horizontal	



TUV Rheinland Taiwan Ltd.  
No. 438-18, Sec 2, Fenliao, Linkou Dist., New Taipei City 244, Taiwan(R.O.C.)  
Tel: +886-2172-1010 Fax: +886-2172-1322



Peak	Freq (MHz)	Level (dBuV/m)	Read Level (dBuV)	Factor (dB/m)	Limit Line (dBuV/m)	Over Limit (dB)	APos (cm)	TPos (deg)	Remark	Pol/Phase	Note
1	5149.58	57.44	14.54	42.90	74.00	-16.56	127	43	Peak	Vertical	
2 *	5298.00	110.34	67.40	42.94	68.20	42.14	127	43	Peak	Vertical	
3 !	5351.00	69.34	26.37	42.97	74.00	-4.66	127	43	Peak	Vertical	

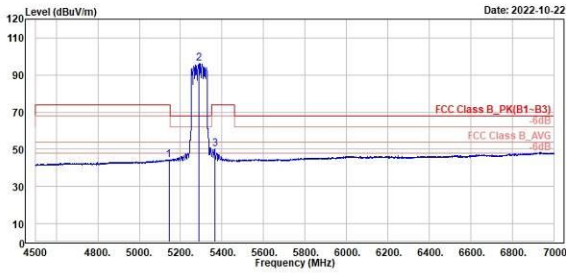
802.11ax HE80

CH 58 (Horizontal) Average

CH 58 (Vertical) Average



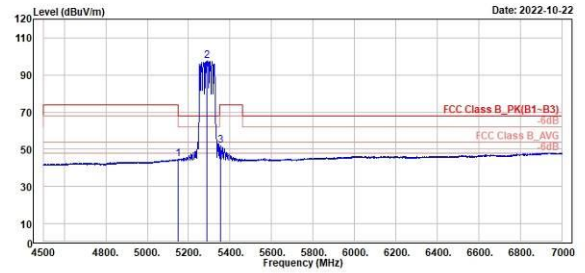
TUV Rheinland Taiwan Ltd.  
No. 438-18, Sec 2, Fenliao, Linkou Dist., New Taipei City 244, Taiwan(R.O.C.)  
Tel: +886-2172-1010 Fax: +886-2172-1322



Peak	Freq (MHz)	Level (dBuV/m)	Read Level (dBuV)	Factor (dB/m)	Limit Line (dBuV/m)	Over Limit (dB)	APos (cm)	TPos (deg)	Remark	Pol/Phase	Note
1	5143.00	44.38	1.53	42.85	54.00	-9.62	100	79	Average	Horizontal	
2 *	5298.00	95.15	53.21	42.94	54.00	42.15	100	79	Average	Horizontal	
3 !	5364.00	50.01	6.97	43.04	54.00	-3.99	100	79	Average	Horizontal	

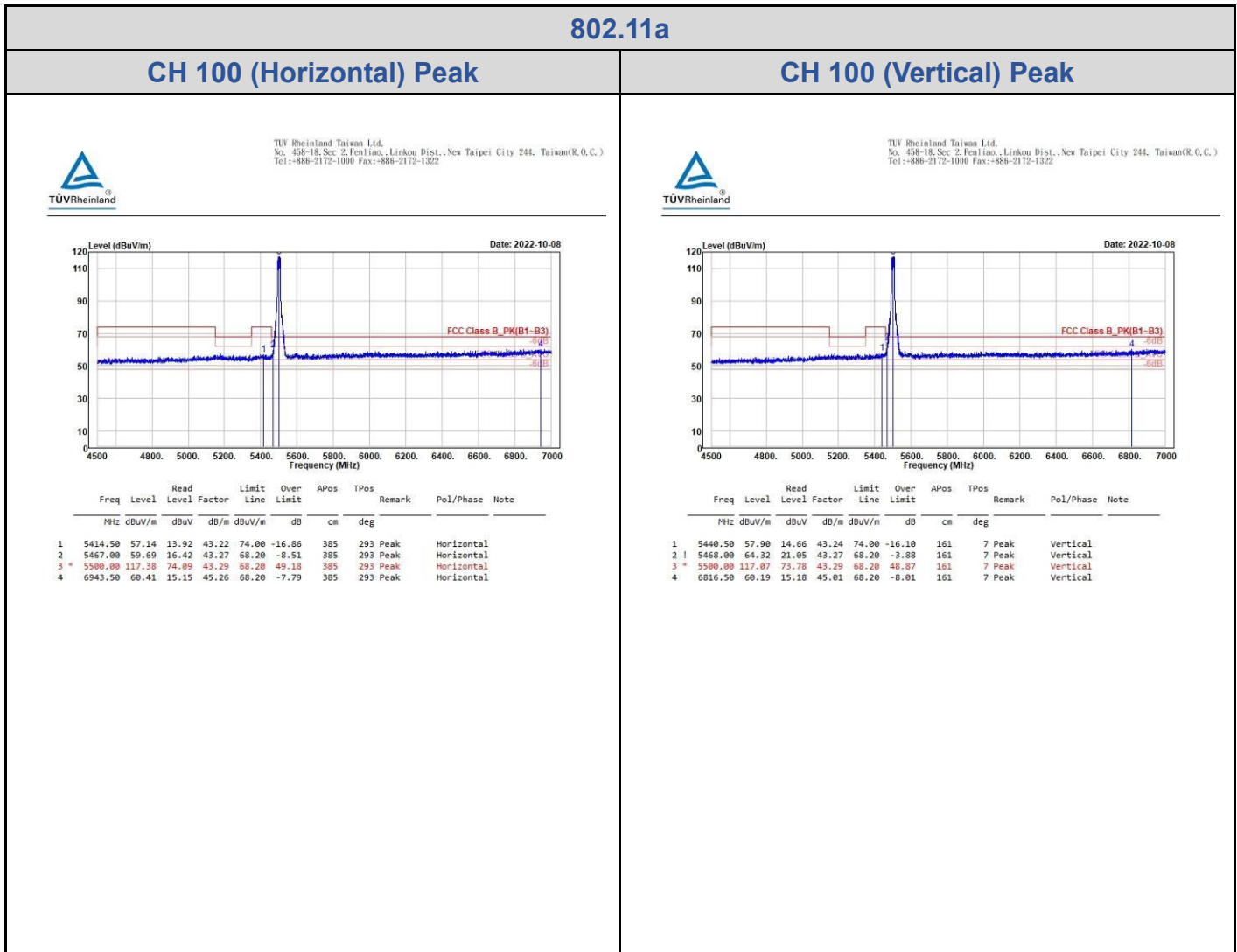


TUV Rheinland Taiwan Ltd.  
No. 438-18, Sec 2, Fenliao, Linkou Dist., New Taipei City 244, Taiwan(R.O.C.)  
Tel: +886-2172-1010 Fax: +886-2172-1322



Peak	Freq (MHz)	Level (dBuV/m)	Read Level (dBuV)	Factor (dB/m)	Limit Line (dBuV/m)	Over Limit (dB)	APos (cm)	TPos (deg)	Remark	Pol/Phase	Note
1	5148.50	44.71	1.82	42.89	54.00	-9.29	127	43	Average	Vertical	
2 *	5298.00	97.70	54.76	42.94	54.00	43.70	127	43	Average	Vertical	
3 !	5353.00	52.02	9.84	42.98	54.00	-1.98	127	43	Average	Vertical	

Band Edges, 5.3GHz ~ 5.47GHz, 5.725GHz  
U-NII-2C



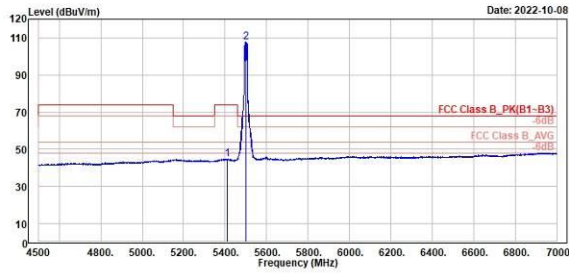
802.11a

CH 100 (Horizontal) Average

CH 100 (Vertical) Average



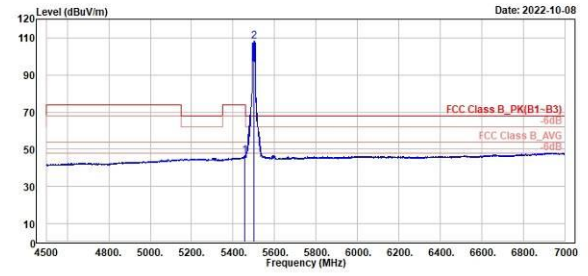
TUV Rheinland Taiwan Ltd.  
No. 438-18, Sec 2, Fenliao, Linkou Dist., New Taipei City 244, Taiwan(R.O.C.)  
Tel: +886-2172-1010 Fax: +886-2172-1322



Freq	Level	Read Level	Factor	Limit Line	Over Limit	APos	TPos	Remark	Pol/Phase	Note
MHz	dBuV/m	dBuV	dB/m	dBuV/m	dB	cm	deg			
1	5489.58	44.94	1.72	43.22	54.00	-9.06	385	293 Average	Horizontal	
2 *	5500.00	107.72	64.43	43.29	54.00	53.72	385	293 Average	Horizontal	



TUV Rheinland Taiwan Ltd.  
No. 438-18, Sec 2, Fenliao, Linkou Dist., New Taipei City 244, Taiwan(R.O.C.)  
Tel: +886-2172-1010 Fax: +886-2172-1322



Freq	Level	Read Level	Factor	Limit Line	Over Limit	APos	TPos	Remark	Pol/Phase	Note
MHz	dBuV/m	dBuV	dB/m	dBuV/m	dB	cm	deg			
1	5457.00	46.48	3.22	43.26	54.00	-7.52	161	7 Average	Vertical	
2 *	5500.00	100.13	64.04	43.29	54.00	54.13	161	7 Average	Vertical	

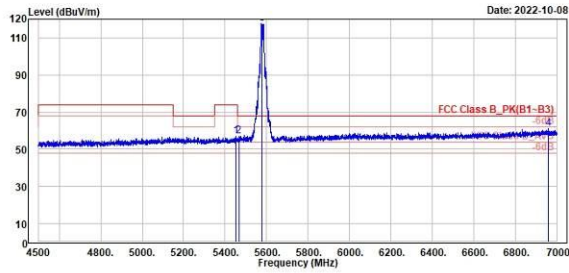
802.11a

CH 116 (Horizontal) Peak

CH 116 (Vertical) Peak



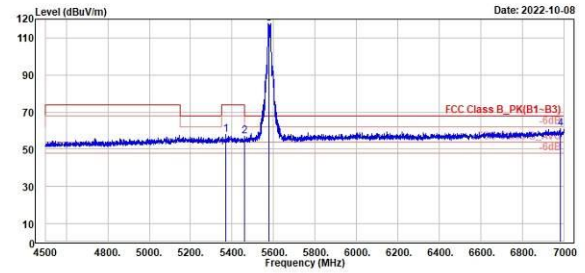
TUV Rheinland Taiwan Ltd.  
No. 438-18, Sec 2, Fenliao, Linkou Dist., New Taipei City 244, Taiwan(R.O.C.)  
Tel: +886-2172-1010 Fax: +886-2172-1322



Peak	Freq	Level	Read	Limit	Over	APos	TPos	Remark	Pol/Phase	Note
	MHz	dBuV/m	dBuV	dB/m	dBuV/m	dB	cm	deg		
1	5451.00	57.01	13.76	43.25	74.00	-16.99	393	293 Peak	Horizontal	
2	5466.00	56.96	13.69	43.27	68.20	-11.24	393	293 Peak	Horizontal	
3 *	5588.00	117.59	74.19	43.40	68.20	49.39	393	293 Peak	Horizontal	
4	6960.50	61.14	15.85	45.29	68.20	-7.06	393	293 Peak	Horizontal	



TUV Rheinland Taiwan Ltd.  
No. 438-18, Sec 2, Fenliao, Linkou Dist., New Taipei City 244, Taiwan(R.O.C.)  
Tel: +886-2172-1010 Fax: +886-2172-1322



Peak	Freq	Level	Read	Limit	Over	APos	TPos	Remark	Pol/Phase	Note
	MHz	dBuV/m	dBuV	dB/m	dBuV/m	dB	cm	deg		
1	5369.00	57.76	14.70	43.06	74.00	-16.24	170	5 Peak	Vertical	
2	5461.00	56.84	13.58	43.26	68.20	-11.36	170	5 Peak	Vertical	
3 *	5588.00	117.85	74.45	43.40	68.20	49.65	170	5 Peak	Vertical	
4	6984.50	61.23	15.87	45.36	68.20	-6.97	170	5 Peak	Vertical	

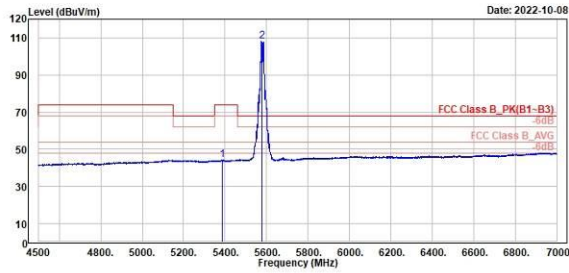
802.11a

CH 116 (Horizontal) Average

CH 116 (Vertical) Average



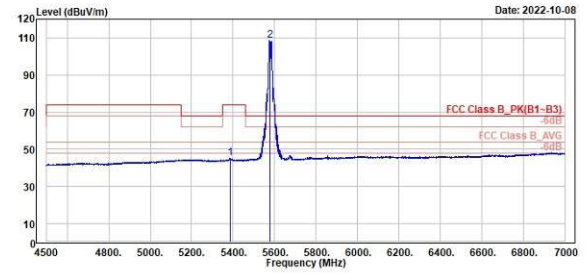
TUV Rheinland Taiwan Ltd.  
No. 438-18, Sec 2, Fenliao, Linkou Dist., New Taipei City 244, Taiwan(R.O.C.)  
Tel: +886-2172-1010 Fax: +886-2172-1322



Freq	Level	Read Level	Factor	Limit Line	Over Limit	APos	TPos	Remark	Pol/Phase	Note
MHz	dBuV/m	dBuV	dB/m	dBuV/m	dB	cm	deg			
1	5385.58	44.48	1.26	43.14	54.00	-9.60	393	293 Average	Horizontal	
2 *	5580.00	100.08	64.68	43.40	54.00	54.00	393	293 Average	Horizontal	



TUV Rheinland Taiwan Ltd.  
No. 438-18, Sec 2, Fenliao, Linkou Dist., New Taipei City 244, Taiwan(R.O.C.)  
Tel: +886-2172-1010 Fax: +886-2172-1322



Freq	Level	Read Level	Factor	Limit Line	Over Limit	APos	TPos	Remark	Pol/Phase	Note
MHz	dBuV/m	dBuV	dB/m	dBuV/m	dB	cm	deg			
1	5387.50	44.99	1.84	43.15	54.00	-9.01	170	5 Average	Vertical	
2 *	5580.00	100.39	64.99	43.40	54.00	54.39	170	5 Average	Vertical	

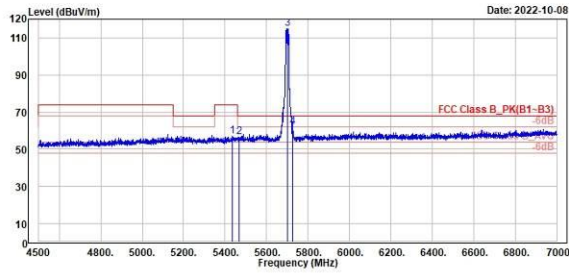
802.11a

CH 140 (Horizontal) Peak

CH 140 (Vertical) Peak



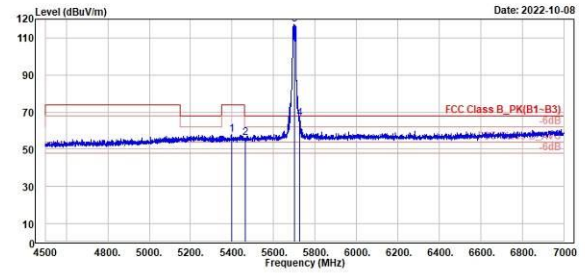
TUV Rheinland Taiwan Ltd.  
No. 438-18, Sec 2, Fenliao, Linkou Dist., New Taipei City 244, Taiwan(R.O.C.)  
Tel: +886-2172-1000 Fax: +886-2172-1322



	Freq	Level	Read	Limit	Over	APos	TPos	Remark	Pol/Phase	Note
	MHz	dBuV/m	dBuV	dB/m	dBuV/m	dB	cm	deg		
1	5435.00	56.91	13.67	43.24	74.00	-17.09	394	294 Peak	Horizontal	
2	5467.00	56.77	13.50	43.27	68.20	-11.43	394	294 Peak	Horizontal	
3 *	5700.00	114.83	71.17	43.66	68.20	46.63	394	294 Peak	Horizontal	
4	5725.00	61.86	18.17	43.69	68.20	-6.34	394	294 Peak	Horizontal	



TUV Rheinland Taiwan Ltd.  
No. 438-18, Sec 2, Fenliao, Linkou Dist., New Taipei City 244, Taiwan(R.O.C.)  
Tel: +886-2172-1000 Fax: +886-2172-1322



	Freq	Level	Read	Limit	Over	APos	TPos	Remark	Pol/Phase	Note
	MHz	dBuV/m	dBuV	dB/m	dBuV/m	dB	cm	deg		
1	5399.00	57.87	14.66	43.21	74.00	-16.13	179	2 Peak	Vertical	
2	5462.00	56.25	12.99	43.26	68.20	-11.95	179	2 Peak	Vertical	
3 *	5700.00	117.07	73.41	43.66	68.20	48.87	179	2 Peak	Vertical	
4 !	5727.00	66.60	22.91	43.69	68.20	-1.60	179	2 Peak	Vertical	

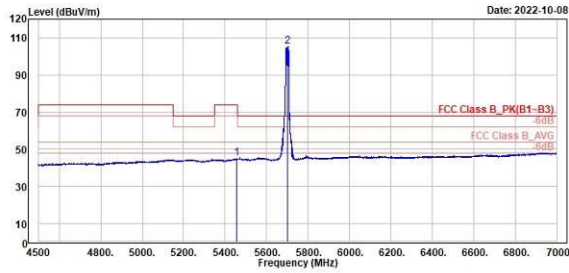
802.11a

CH 140 (Horizontal) Average

CH 140 (Vertical) Average



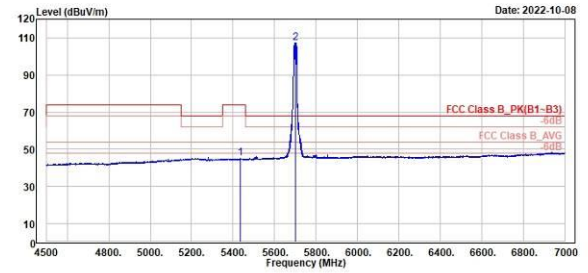
TUV Rheinland Taiwan Ltd.  
No. 438-18, Sec 2, Fenliao, Linkou Dist., New Taipei City 244, Taiwan(R.O.C.)  
Tel: +886-2172-1010 Fax: +886-2172-1322



Freq	Level	Read Level	Factor	Limit Line	Over Limit	APos	TPos	Remark	Pol/Phase	Note
MHz	dBuV/m	dBuV	dB/m	dBuV/m	dB	cm	deg			
1	5455.00	44.95	1.69	43.26	54.00	-9.05	394	294 Average	Horizontal	
2 *	5700.00	105.46	61.00	43.66	54.00	51.46	394	294 Average	Horizontal	



TUV Rheinland Taiwan Ltd.  
No. 438-18, Sec 2, Fenliao, Linkou Dist., New Taipei City 244, Taiwan(R.O.C.)  
Tel: +886-2172-1010 Fax: +886-2172-1322



Freq	Level	Read Level	Factor	Limit Line	Over Limit	APos	TPos	Remark	Pol/Phase	Note
MHz	dBuV/m	dBuV	dB/m	dBuV/m	dB	cm	deg			
1	5436.50	44.96	1.72	43.24	54.00	-9.04	179	2 Average	Vertical	
2 *	5700.00	107.27	63.61	43.66	54.00	53.27	179	2 Average	Vertical	



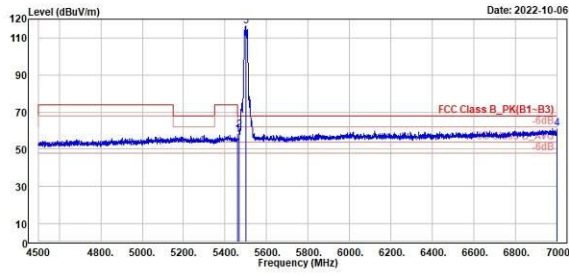
802.11ax HE20

CH 100 (Horizontal) Peak

CH 100 (Vertical) Peak



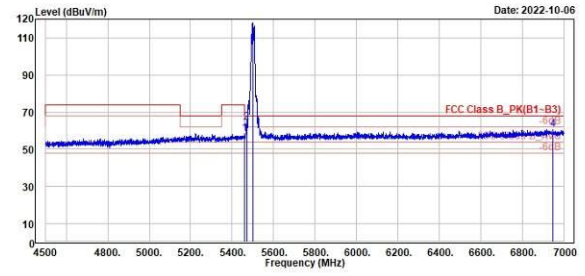
TUV Rheinland Taiwan Ltd.  
No. 438-18, Sec 2, Fenliiao, Linkou Dist., New Taipei City 244, Taiwan(R.O.C.)  
Tel: +886-2172-1010 Fax: +886-2172-1322



	Freq	Level	Read	Limit	Over	APos	TPos	Remark	Pol/Phase	Note
	MHz	dBuV/m	dBuV	dB/m	dBuV/m	dB	cm	deg		
1	5468.000	57.92	14.56	43.26	68.20	-10.38	384	293 Peak	Horizontal	
2	5469.500	69.35	17.08	43.27	68.20	-7.85	384	293 Peak	Horizontal	
3	5500.000	116.57	73.28	43.29	68.20	48.37	384	293 Peak	Horizontal	
4	7000.000	61.13	15.73	45.40	68.20	-7.07	384	293 Peak	Horizontal	



TUV Rheinland Taiwan Ltd.  
No. 438-18, Sec 2, Fenliiao, Linkou Dist., New Taipei City 244, Taiwan(R.O.C.)  
Tel: +886-2172-1010 Fax: +886-2172-1322



	Freq	Level	Read	Limit	Over	APos	TPos	Remark	Pol/Phase	Note
	MHz	dBuV/m	dBuV	dB/m	dBuV/m	dB	cm	deg		
1	5459.500	58.29	15.03	43.26	74.00	-15.71	159	4 Peak	Vertical	
2	5470.000	64.39	21.12	43.27	68.20	-3.81	159	4 Peak	Vertical	
3	5500.000	118.09	74.80	43.29	68.20	49.89	159	4 Peak	Vertical	
4	6948.500	60.70	15.44	45.26	68.20	-7.50	159	4 Peak	Vertical	

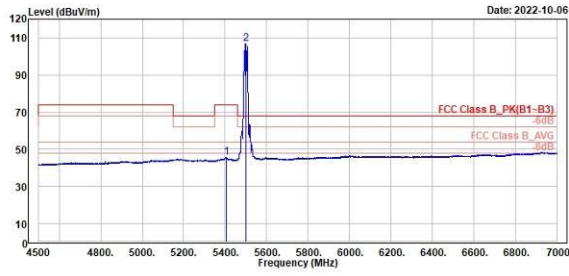
802.11ax HE20

CH 100 (Horizontal) Average

CH 100 (Vertical) Average



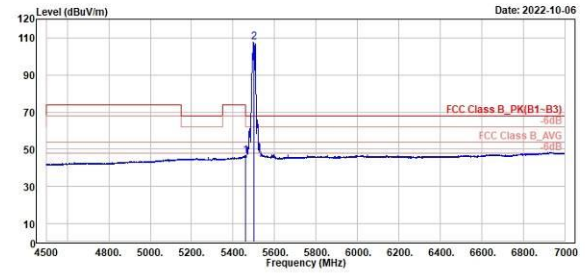
TUV Rheinland Taiwan Ltd.  
No. 438-18, Sec 2, Fenliiao, Linkou Dist., New Taipei City 244, Taiwan(R.O.C.)  
Tel: +886-2172-1010 Fax: +886-2172-1322



1	2	Read Level	Level Factor	Limit Line	Over Limit	APos	TPos	Remark	Pol/Phase	Note
MHz	dBuV/m	dBuV	dB/m	dBuV/m	dB	cm	deg			
5407.000	45.62	2.40	43.22	54.00	-8.38	384	293	Average	Horizontal	
5500.000	105.94	63.65	43.29	54.00	52.94	384	293	Average	Horizontal	



TUV Rheinland Taiwan Ltd.  
No. 438-18, Sec 2, Fenliiao, Linkou Dist., New Taipei City 244, Taiwan(R.O.C.)  
Tel: +886-2172-1010 Fax: +886-2172-1322



1	2	Read Level	Level Factor	Limit Line	Over Limit	APos	TPos	Remark	Pol/Phase	Note
MHz	dBuV/m	dBuV	dB/m	dBuV/m	dB	cm	deg			
5460.000	46.50	3.24	43.26	54.00	-7.50	159	4	Average	Vertical	
5500.000	107.56	64.27	43.29	54.00	53.56	159	4	Average	Vertical	

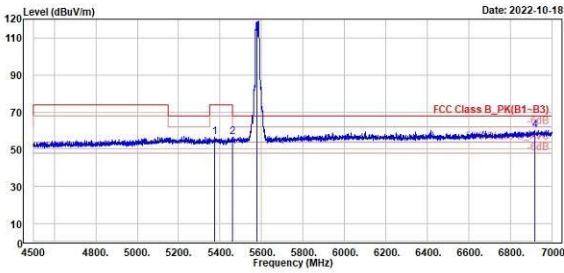
802.11ax HE20

CH 116 (Horizontal) Peak

CH 116 (Vertical) Peak



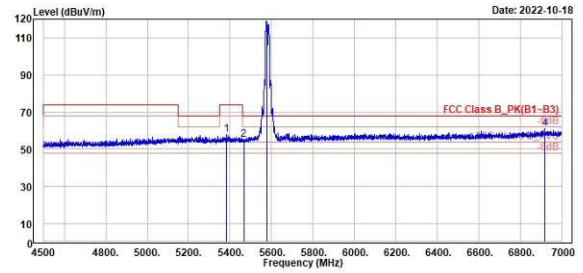
TUV Rheinland Taiwan Ltd.  
No. 438-18, Sec 2, Fenliao, Linkou Dist., New Taipei City 244, Taiwan(R.O.C.)  
Tel: +886-2172-1010 Fax: +886-2172-1322



Peak	Freq (MHz)	Level (dBuV/m)	Read Level (dBuV)	Factor (dB/m)	Limit Line (dBuV/m)	Over Limit (dB)	APos (cm)	TPos (deg)	Remark	Pol/Phase	Note
1	5372.50	56.70	13.62	43.08	74.00	-17.30	396	268	Peak	Horizontal	
2	5461.50	56.75	13.49	43.26	68.20	-11.45	396	268	Peak	Horizontal	
3 *	5588.00	118.93	75.53	43.40	68.20	50.73	396	268	Peak	Horizontal	
4	6917.50	60.45	15.21	45.24	68.20	-7.75	396	268	Peak	Horizontal	



TUV Rheinland Taiwan Ltd.  
No. 438-18, Sec 2, Fenliao, Linkou Dist., New Taipei City 244, Taiwan(R.O.C.)  
Tel: +886-2172-1010 Fax: +886-2172-1322



Peak	Freq (MHz)	Level (dBuV/m)	Read Level (dBuV)	Factor (dB/m)	Limit Line (dBuV/m)	Over Limit (dB)	APos (cm)	TPos (deg)	Remark	Pol/Phase	Note
1	5382.00	58.85	14.92	43.13	74.00	-15.95	181	2	Peak	Vertical	
2	5466.00	55.40	12.13	43.27	68.20	-12.80	181	2	Peak	Vertical	
3 *	5588.00	118.87	75.47	43.40	68.20	50.67	181	2	Peak	Vertical	
4	6919.50	61.22	15.97	45.25	68.20	-6.98	181	2	Peak	Vertical	

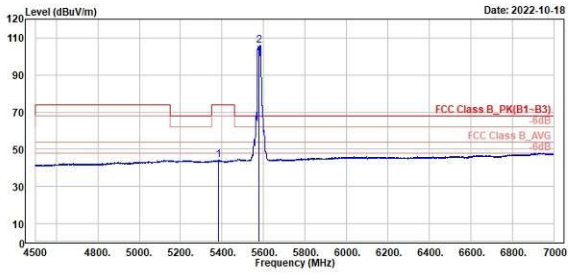
802.11ax HE20

CH 116 (Horizontal) Average

CH 116 (Vertical) Average



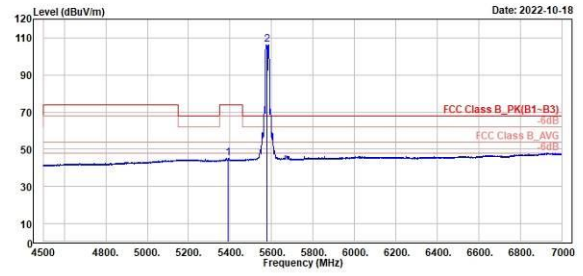
TÜV Rheinland Taiwan Ltd.  
No. 438-18, Sec 2, Fenliiao, Linkou Dist., New Taipei City 244, Taiwan(R.O.C.)  
Tel: +886-2172-1010 Fax: +886-2172-1322



Peak	Freq (MHz)	Level (dBuV/m)	Read Level (dBuV)	Factor	Limit Line (dBuV/m)	Over Limit (dB)	APos (cm)	TPos (deg)	Remark	Pol/Phase	Note
1	5384.00	44.17	1.03	43.14	54.00	-9.83	396	268	Average	Horizontal	
2 *	5598.00	105.03	62.63	43.40	54.00	52.03	396	268	Average	Horizontal	



TÜV Rheinland Taiwan Ltd.  
No. 438-18, Sec 2, Fenliiao, Linkou Dist., New Taipei City 244, Taiwan(R.O.C.)  
Tel: +886-2172-1010 Fax: +886-2172-1322



Peak	Freq (MHz)	Level (dBuV/m)	Read Level (dBuV)	Factor	Limit Line (dBuV/m)	Over Limit (dB)	APos (cm)	TPos (deg)	Remark	Pol/Phase	Note
1	5391.50	45.24	2.07	43.17	54.00	-8.76	181	2	Average	Vertical	
2 *	5591.50	106.25	62.85	43.40	54.00	52.25	181	2	Average	Vertical	

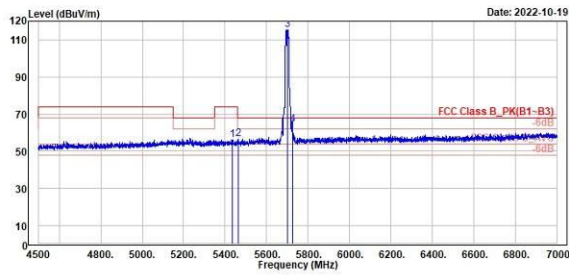
802.11ax HE20

CH 140 (Horizontal) Peak

CH 140 (Vertical) Peak



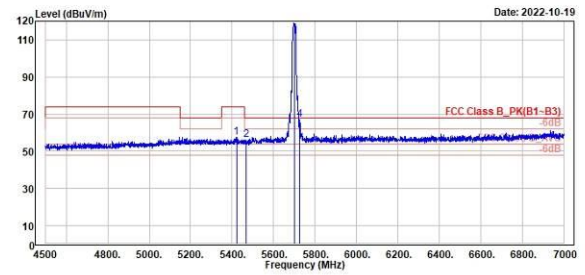
TUV Rheinland Taiwan Ltd.  
No. 438-18, Sec 2, Fenliao, Linkou Dist., New Taipei City 244, Taiwan(R.O.C.)  
Tel: +886-2172-1000 Fax: +886-2172-1322



	Freq	Level	Read	Limit	Over	APos	TPos	Remark	Pol/Phase	Note
	MHz	dBuV/m	dBuV	dB/m	dBuV/m	dB	cm	deg		
1	5435.00	56.29	13.05	43.24	74.00	-17.71	376	269 Peak	Horizontal	
2	5462.00	56.44	13.18	43.26	68.20	-11.76	376	269 Peak	Horizontal	
3 *	5700.00	115.63	71.97	43.66	68.20	47.43	376	269 Peak	Horizontal	
4 !	5725.00	64.37	20.68	43.69	68.20	-3.83	376	269 Peak	Horizontal	



TUV Rheinland Taiwan Ltd.  
No. 438-18, Sec 2, Fenliao, Linkou Dist., New Taipei City 244, Taiwan(R.O.C.)  
Tel: +886-2172-1000 Fax: +886-2172-1322



	Freq	Level	Read	Limit	Over	APos	TPos	Remark	Pol/Phase	Note
	MHz	dBuV/m	dBuV	dB/m	dBuV/m	dB	cm	deg		
1	5411.00	57.67	14.44	43.23	74.00	-16.33	178	4 Peak	Vertical	
2	5469.00	55.94	12.67	43.27	68.20	-12.26	178	4 Peak	Vertical	
3 *	5700.00	118.96	75.30	43.66	68.20	50.76	178	4 Peak	Vertical	
4 !	5727.50	67.28	23.59	43.69	68.20	-0.92	178	4 Peak	Vertical	

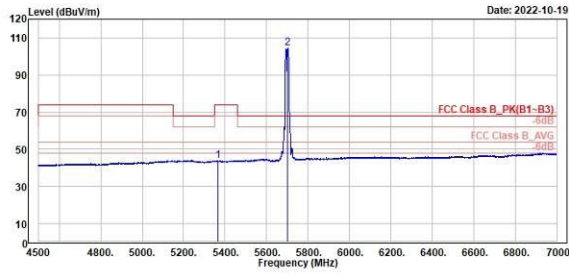
802.11ax HE20

CH 140 (Horizontal) Average

CH 140 (Vertical) Average



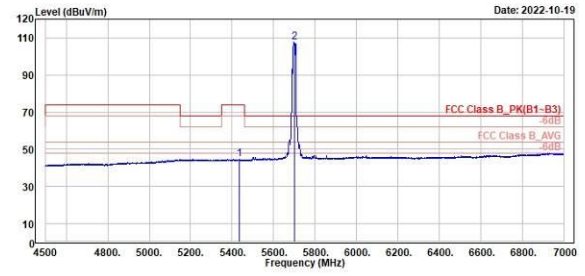
TÜV Rheinland Taiwan Ltd.  
No. 438-18, Sec 2, Fenliiao, Linkou Dist., New Taipei City 244, Taiwan(R.O.C.)  
Tel: +886-2172-1010 Fax: +886-2172-1322



Freq	Level	Read Level	Factor	Limit Line	Over Limit	APos	TPos	Remark	Pol/Phase	Note
MHz	dBuV/m	dBuV	dB/m	dBuV/m	dB	cm	deg			
1	5366.00	43.90	0.86	43.04	54.00	-10.10	376	269 Average	Horizontal	
2 *	5700.00	104.63	60.97	43.66	54.00	50.63	376	269 Average	Horizontal	



TÜV Rheinland Taiwan Ltd.  
No. 438-18, Sec 2, Fenliiao, Linkou Dist., New Taipei City 244, Taiwan(R.O.C.)  
Tel: +886-2172-1010 Fax: +886-2172-1322



Freq	Level	Read Level	Factor	Limit Line	Over Limit	APos	TPos	Remark	Pol/Phase	Note
MHz	dBuV/m	dBuV	dB/m	dBuV/m	dB	cm	deg			
1	5434.00	44.75	1.51	43.24	54.00	-9.25	178	4 Average	Vertical	
2 *	5700.00	107.57	63.91	43.66	54.00	53.57	178	4 Average	Vertical	

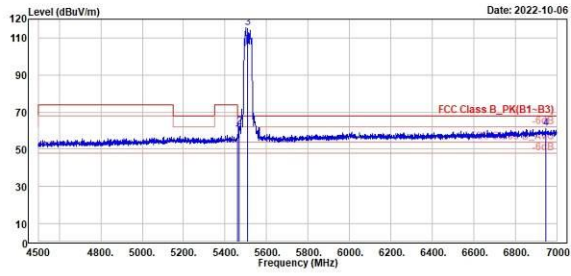
802.11ax HE40

CH 102 (Horizontal) Peak

CH 102 (Vertical) Peak



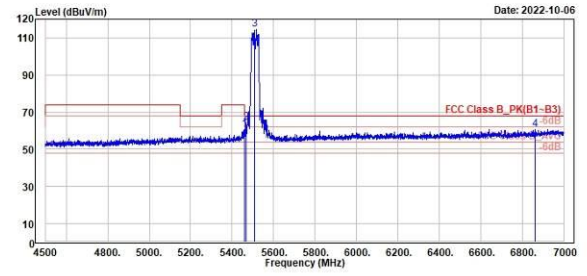
TUV Rheinland Taiwan Ltd.  
No. 438-18, Sec 2, Fenliiao, Linkou Dist., New Taipei City 244, Taiwan(R.O.C.)  
Tel: +886-2172-1010 Fax: +886-2172-1322



Peak	Freq	Level	Read Level	Factor	Limit Line	Over Limit	APos	TPos	Remark	Pol/Phase	Note
	MHz	dBuV/m	dBuV	dB/m	dBuV/m	dB	cm	deg			
1	5459.000	57.78	14.52	43.26	74.00	-16.22	386	293	Peak	Horizontal	
2	5469.500	61.90	18.63	43.27	68.20	-6.30	386	293	Peak	Horizontal	
3 *	5518.000	115.50	72.18	43.32	68.20	47.30	386	293	Peak	Horizontal	
4	6946.000	61.17	15.91	45.26	68.20	-7.03	386	293	Peak	Horizontal	



TUV Rheinland Taiwan Ltd.  
No. 438-18, Sec 2, Fenliiao, Linkou Dist., New Taipei City 244, Taiwan(R.O.C.)  
Tel: +886-2172-1010 Fax: +886-2172-1322



Peak	Freq	Level	Read Level	Factor	Limit Line	Over Limit	APos	TPos	Remark	Pol/Phase	Note
	MHz	dBuV/m	dBuV	dB/m	dBuV/m	dB	cm	deg			
1	5458.500	60.60	17.34	43.26	74.00	-13.40	175	2	Peak	Vertical	
2	5468.000	64.23	20.96	43.27	68.20	-3.97	175	2	Peak	Vertical	
3 *	5518.000	114.66	71.34	43.32	68.20	46.46	175	2	Peak	Vertical	
4	6863.000	60.61	15.47	45.14	68.20	-7.59	175	2	Peak	Vertical	

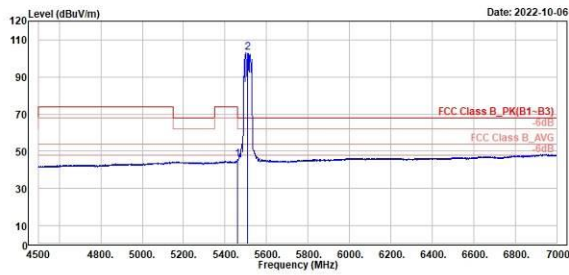
802.11ax HE40

CH 102 (Horizontal) Average

CH 102 (Vertical) Average



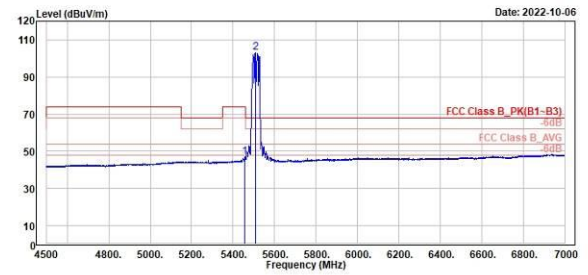
TUV Rheinland Taiwan Ltd.  
No. 438-18, Sec 2, Fenliao, Linkou Dist., New Taipei City 244, Taiwan(R.O.C.)  
Tel: +886-2172-1010 Fax: +886-2172-1322



Peak	Freq	Level	Read Level	Factor	Limit Line	Over Limit	APos	TPos	Remark	Pol/Phase	Note
	MHz	dBuV/m	dBuV	dB/m	dBuV/m	dB	cm	deg			
1	5458.000	45.79	2.53	43.26	54.00	-8.21	386	293	Average	Horizontal	
2 *	5510.000	103.23	59.91	43.32	54.00	49.23	386	293	Average	Horizontal	



TUV Rheinland Taiwan Ltd.  
No. 438-18, Sec 2, Fenliao, Linkou Dist., New Taipei City 244, Taiwan(R.O.C.)  
Tel: +886-2172-1010 Fax: +886-2172-1322

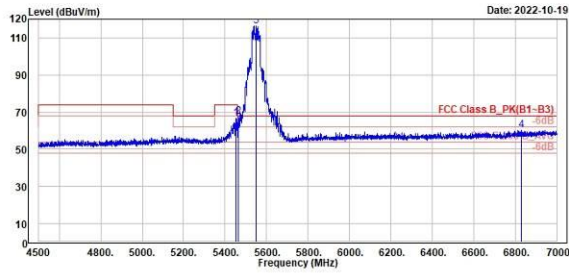


Peak	Freq	Level	Read Level	Factor	Limit Line	Over Limit	APos	TPos	Remark	Pol/Phase	Note
	MHz	dBuV/m	dBuV	dB/m	dBuV/m	dB	cm	deg			
1	5457.500	46.98	3.72	43.26	54.00	-7.02	175	2	Average	Vertical	
2 *	5510.000	103.21	59.89	43.32	54.00	49.21	175	2	Average	Vertical	



**802.11ax HE40**
**CH 110 (Horizontal) Peak**
**CH 110 (Vertical) Peak**

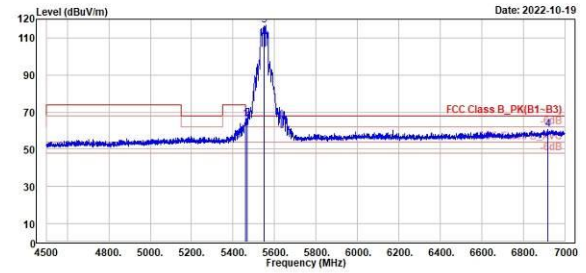

TÜV Rheinland Taiwan Ltd.  
 No. 438-18, Sec 2, Fenliao, Linkou Dist., New Taipei City 244, Taiwan(R.O.C.)  
 Tel: +886-2172-1010 Fax: +886-2172-1322



	Freq	Level	Read	Limit	Over	APos	TPos	Remark	Pol/Phase	Note
	MHz	dBuV/m	dBuV	dB/m	dBuV/m	dB	cm	deg		
1	5451.50	66.79	23.54	43.25	74.00	-7.21	384	294 Peak	Horizontal	
2	5464.00	67.53	24.27	43.26	65.20	-0.67	384	294 Peak	Horizontal	
3 *	5558.00	116.52	73.08	43.44	68.20	48.32	384	294 Peak	Horizontal	
4	6828.00	60.16	15.12	45.04	68.20	-8.04	384	294 Peak	Horizontal	



TÜV Rheinland Taiwan Ltd.  
 No. 438-18, Sec 2, Fenliao, Linkou Dist., New Taipei City 244, Taiwan(R.O.C.)  
 Tel: +886-2172-1010 Fax: +886-2172-1322



	Freq	Level	Read	Limit	Over	APos	TPos	Remark	Pol/Phase	Note
	MHz	dBuV/m	dBuV	dB/m	dBuV/m	dB	cm	deg		
1	5459.00	66.85	22.79	43.26	74.00	-7.95	343	13 Peak	Vertical	
2	5469.50	66.65	23.38	43.27	68.20	-1.55	343	13 Peak	Vertical	
3 *	5558.00	116.78	73.34	43.44	68.20	46.58	343	13 Peak	Vertical	
4	6917.50	60.74	15.50	45.24	68.20	-7.46	343	13 Peak	Vertical	

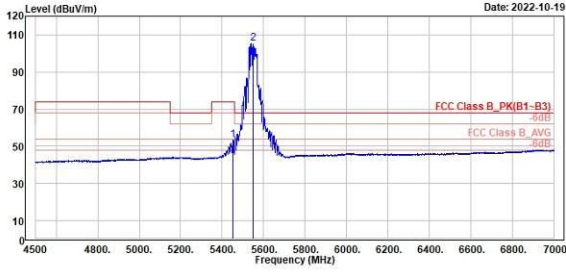
802.11ax HE40

CH 110 (Horizontal) Average

CH 110 (Vertical) Average



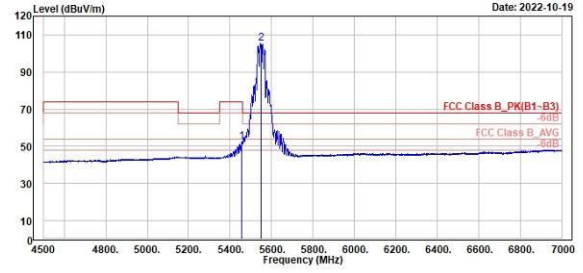
TUV Rheinland Taiwan Ltd.  
No. 438-18, Sec 2, Fenliao, Linkou Dist., New Taipei City 244, Taiwan(R.O.C.)  
Tel: +886-2172-1010 Fax: +886-2172-1322



Peak	Freq (MHz)	Level (dBuV/m)	Read Level (dBuV)	Factor (dB/m)	Limit Line (dBuV/m)	Over Limit (dB)	APos (cm)	TPos (deg)	Remark	Pol/Phase	Note
1	5453.58	53.36	10.10	43.26	54.00	-0.64	384	294	Average	Horizontal	
2	5550.00	105.68	62.16	43.44	54.00	51.68	384	294	Average	Horizontal	



TUV Rheinland Taiwan Ltd.  
No. 438-18, Sec 2, Fenliao, Linkou Dist., New Taipei City 244, Taiwan(R.O.C.)  
Tel: +886-2172-1010 Fax: +886-2172-1322



Peak	Freq (MHz)	Level (dBuV/m)	Read Level (dBuV)	Factor (dB/m)	Limit Line (dBuV/m)	Over Limit (dB)	APos (cm)	TPos (deg)	Remark	Pol/Phase	Note
1	5456.58	52.70	9.44	43.26	54.00	-1.30	343	13	Average	Vertical	
2	5550.00	105.46	62.02	43.44	54.00	51.46	343	13	Average	Vertical	

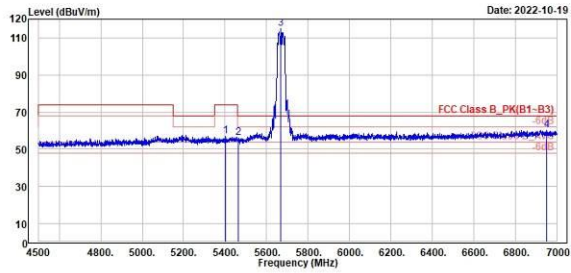
802.11ax HE40

CH 134 (Horizontal) Peak

CH 134 (Vertical) Peak



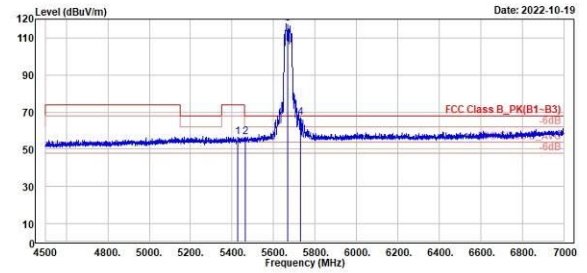
TUV Rheinland Taiwan Ltd.  
No. 438-18, Sec 2, Fenliao, Linkou Dist., New Taipei City 244, Taiwan(R.O.C.)  
Tel: +886-2172-1010 Fax: +886-2172-1322



	Freq	Level	Read	Limit	Over	APos	TPos	Remark	Pol/Phase	Note
	MHz	dBuV/m	dBuV	dB/m	dBuV/m	dB	cm	deg		
1	5483.00	57.18	13.89	43.21	74.00	-16.90	383	274 Peak	Horizontal	
2	5465.00	56.31	13.04	43.27	68.20	-11.89	383	274 Peak	Horizontal	
3 *	5678.00	114.85	71.33	43.52	68.20	46.65	383	274 Peak	Horizontal	
4	6953.50	60.34	15.06	45.28	68.20	-7.86	383	274 Peak	Horizontal	



TUV Rheinland Taiwan Ltd.  
No. 438-18, Sec 2, Fenliao, Linkou Dist., New Taipei City 244, Taiwan(R.O.C.)  
Tel: +886-2172-1010 Fax: +886-2172-1322



	Freq	Level	Read	Limit	Over	APos	TPos	Remark	Pol/Phase	Note
	MHz	dBuV/m	dBuV	dB/m	dBuV/m	dB	cm	deg		
1	5427.50	56.51	13.28	43.23	74.00	-17.49	150	4 Peak	Vertical	
2	5465.00	56.39	13.12	43.27	68.20	-11.81	150	4 Peak	Vertical	
3 *	5678.00	117.57	74.85	43.52	68.20	49.37	150	4 Peak	Vertical	
4 !	5728.00	67.14	23.45	43.69	68.20	-1.06	150	4 Peak	Vertical	

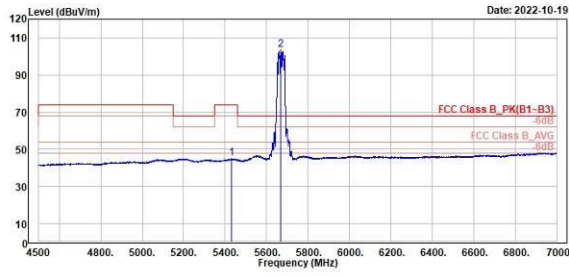
802.11ax HE40

CH 134 (Horizontal) Average

CH 134 (Vertical) Average



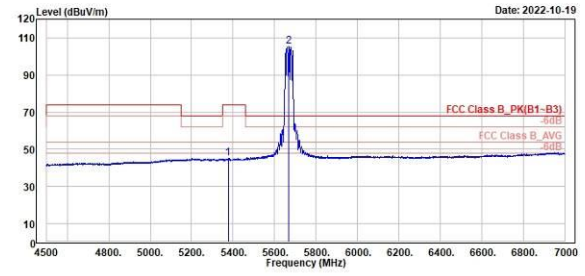
TUV Rheinland Taiwan Ltd.  
No. 438-18, Sec 2, Fenliao, Linkou Dist., New Taipei City 244, Taiwan(R.O.C.)  
Tel: +886-2172-1010 Fax: +886-2172-1322



Freq	Level	Read Level	Factor	Limit Line	Over Limit	APos	TPos	Remark	Pol/Phase	Note
MHz	dBuV/m	dBuV	dB/m	dBuV/m	dB	cm	deg			
1	5432.58	45.03	1.79	43.24	54.00	-8.97	383	274 Average	Horizontal	
2 *	5678.00	103.54	60.02	43.52	54.00	49.54	383	274 Average	Horizontal	



TUV Rheinland Taiwan Ltd.  
No. 438-18, Sec 2, Fenliao, Linkou Dist., New Taipei City 244, Taiwan(R.O.C.)  
Tel: +886-2172-1010 Fax: +886-2172-1322



Freq	Level	Read Level	Factor	Limit Line	Over Limit	APos	TPos	Remark	Pol/Phase	Note
MHz	dBuV/m	dBuV	dB/m	dBuV/m	dB	cm	deg			
1	5376.00	45.20	2.11	43.09	54.00	-8.80	150	4 Average	Vertical	
2 *	5678.00	105.48	61.96	43.52	54.00	51.48	150	4 Average	Vertical	

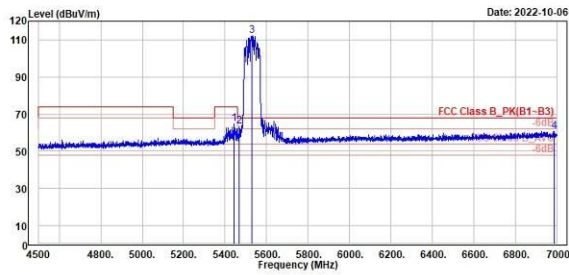
802.11ax HE80

CH 106 (Horizontal) Peak

CH 106 (Vertical) Peak



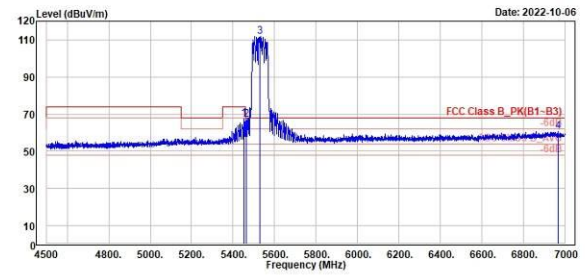
TUV Rheinland Taiwan Ltd.  
No. 438-18, Sec 2, Fenliao, Linkou Dist., New Taipei City 244, Taiwan(R.O.C.)  
Tel: +886-2172-1000 Fax: +886-2172-1322



	Freq	Level	Read	Limit	Over	APos	TPos	Remark	Pol/Phase	Note
	MHz	dBuV/m	dBuV	dB/m	dBuV/m	dB	cm	deg		
1	5443.500	64.58	21.33	43.25	74.00	-9.42	381	293 Peak	Horizontal	
2	5469.000	63.30	20.03	43.27	68.20	-4.90	381	293 Peak	Horizontal	
3	5530.000	112.16	68.78	43.38	68.20	43.96	381	293 Peak	Horizontal	
4	6987.500	60.74	15.37	45.37	68.20	-7.46	381	293 Peak	Horizontal	



TUV Rheinland Taiwan Ltd.  
No. 438-18, Sec 2, Fenliao, Linkou Dist., New Taipei City 244, Taiwan(R.O.C.)  
Tel: +886-2172-1000 Fax: +886-2172-1322



	Freq	Level	Read	Limit	Over	APos	TPos	Remark	Pol/Phase	Note
	MHz	dBuV/m	dBuV	dB/m	dBuV/m	dB	cm	deg		
1	5452.500	67.34	24.09	43.25	74.00	-6.66	153	5 Peak	Vertical	
2	5465.000	67.03	23.76	43.27	68.20	-1.17	153	5 Peak	Vertical	
3	5530.000	111.81	68.43	43.38	68.20	43.61	153	5 Peak	Vertical	
4	6968.500	60.78	15.46	45.32	68.20	-7.42	153	5 Peak	Vertical	

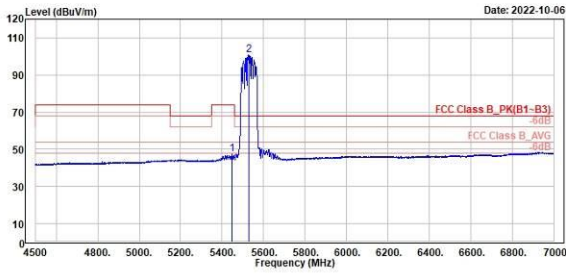
802.11ax HE80

CH 106 (Horizontal) Average

CH 106 (Vertical) Average



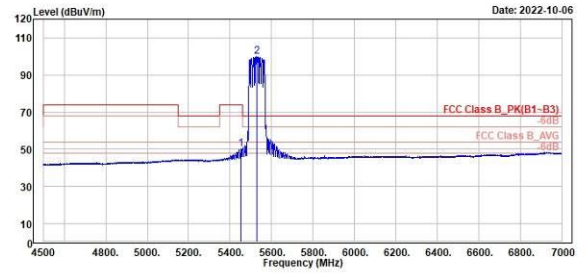
TUV Rheinland Taiwan Ltd.  
No. 438-18, Sec 2, Fenliao, Linkou Dist., New Taipei City 244, Taiwan(R.O.C.)  
Tel: +886-2172-1010 Fax: +886-2172-1322



Peak	Freq (MHz)	Level (dBuV/m)	Read Level (dBuV)	Factor (dB/m)	Limit Line (dBuV/m)	Over Limit (dB)	APos (cm)	TPos (deg)	Remark	Pol/Phase	Note
1	5447.500	47.26	4.01	43.25	54.00	-6.74	381	293	Average	Horizontal	
2	5530.000	100.72	57.34	43.38	54.00	46.72	381	293	Average	Horizontal	



TUV Rheinland Taiwan Ltd.  
No. 438-18, Sec 2, Fenliao, Linkou Dist., New Taipei City 244, Taiwan(R.O.C.)  
Tel: +886-2172-1010 Fax: +886-2172-1322



Peak	Freq (MHz)	Level (dBuV/m)	Read Level (dBuV)	Factor (dB/m)	Limit Line (dBuV/m)	Over Limit (dB)	APos (cm)	TPos (deg)	Remark	Pol/Phase	Note
1	5453.500	50.32	7.06	43.26	54.00	-3.68	153	5	Average	Vertical	
2	5530.000	99.98	56.60	43.38	54.00	45.98	153	5	Average	Vertical	

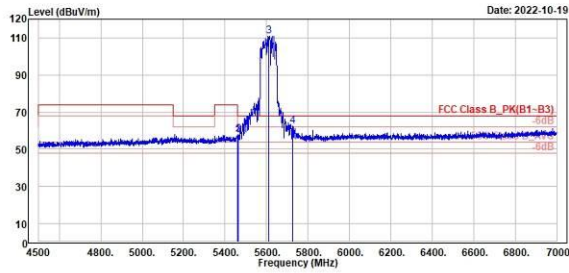
802.11ax HE80

CH 122 (Horizontal) Peak

CH 122 (Vertical) Peak



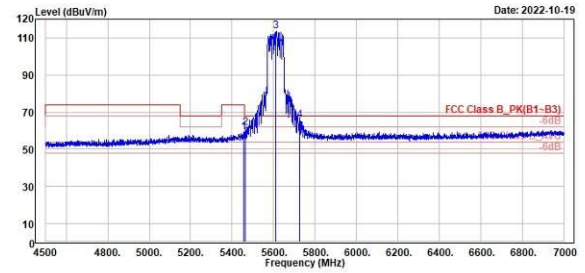
TUV Rheinland Taiwan Ltd.  
No. 438-18, Sec 2, Fenliiao, Linkou Dist., New Taipei City 244, Taiwan(R.O.C.)  
Tel: +886-2172-1010 Fax: +886-2172-1322



Peak	Freq (MHz)	Level (dBuV/m)	Read Level (dBuV)	Factor (dB/m)	Limit Line (dBuV/m)	Over Limit (dB)	APos (cm)	TPos (deg)	Remark	Pol/Phase	Note
1	5459.50	57.56	14.30	43.26	74.00	-16.44	390	295	Peak	Horizontal	
2	5465.00	58.04	14.77	43.27	68.20	-10.16	390	295	Peak	Horizontal	
3 *	5610.00	111.05	67.66	43.39	68.20	42.85	390	295	Peak	Horizontal	
4 !	5726.50	62.30	18.61	43.69	68.20	-5.90	390	295	Peak	Horizontal	



TUV Rheinland Taiwan Ltd.  
No. 438-18, Sec 2, Fenliiao, Linkou Dist., New Taipei City 244, Taiwan(R.O.C.)  
Tel: +886-2172-1010 Fax: +886-2172-1322



Peak	Freq (MHz)	Level (dBuV/m)	Read Level (dBuV)	Factor (dB/m)	Limit Line (dBuV/m)	Over Limit (dB)	APos (cm)	TPos (deg)	Remark	Pol/Phase	Note
1	5456.00	59.20	15.94	43.26	74.00	-14.80	162	5	Peak	Vertical	
2	5465.00	61.49	18.22	43.27	68.20	-6.71	162	5	Peak	Vertical	
3 *	5610.00	113.55	70.16	43.39	68.20	45.35	162	5	Peak	Vertical	
4 !	5726.00	65.50	21.81	43.69	68.20	-2.70	162	5	Peak	Vertical	

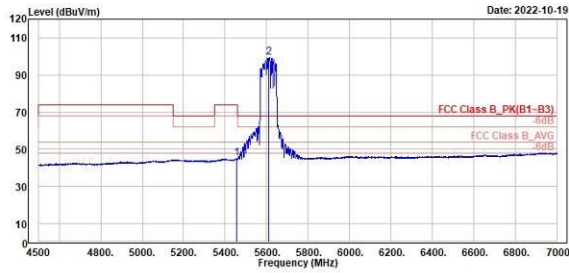
802.11ax HE80

CH 122 (Horizontal) Average

CH 122 (Vertical) Average



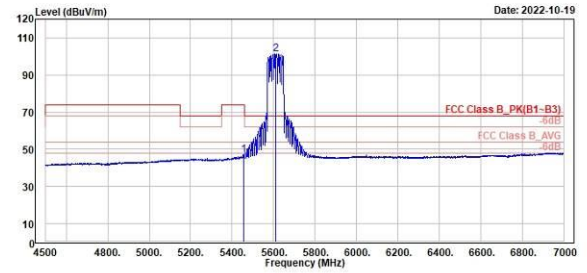
TUV Rheinland Taiwan Ltd.  
No. 438-18, Sec 2, Fenliao, Linkou Dist., New Taipei City 244, Taiwan(R.O.C.)  
Tel: +886-2172-1010 Fax: +886-2172-1322



Freq	Level	Read Level	Factor	Limit Line	Over Limit	APos	TPos	Remark	Pol/Phase	Note
MHz	dBuV/m	dBuV	dB/m	dBuV/m	dB	cm	deg			
1	5457.00	45.03	1.77	43.26	54.00	-8.97	390	295 Average	Horizontal	
2 *	5610.00	99.64	56.25	43.39	54.00	45.64	390	295 Average	Horizontal	



TUV Rheinland Taiwan Ltd.  
No. 438-18, Sec 2, Fenliao, Linkou Dist., New Taipei City 244, Taiwan(R.O.C.)  
Tel: +886-2172-1010 Fax: +886-2172-1322



Freq	Level	Read Level	Factor	Limit Line	Over Limit	APos	TPos	Remark	Pol/Phase	Note
MHz	dBuV/m	dBuV	dB/m	dBuV/m	dB	cm	deg			
1	5454.50	47.09	3.83	43.26	54.00	-6.91	162	5 Average	Vertical	
2 *	5610.00	101.48	58.09	43.39	54.00	47.48	162	5 Average	Vertical	