

Appendix B: Test Results of Radiation Spurious Emissions & Mains

Conducted Emission

Band Edges, 4.5GHz ~ 5.15GHz

U-NII-1

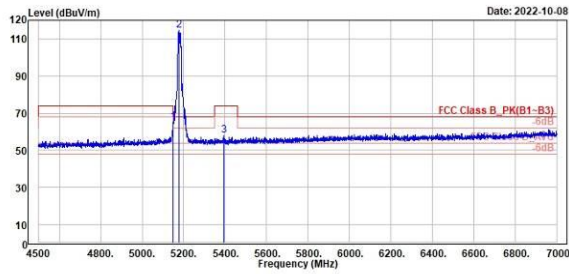
802.11a

CH 36 (Horizontal) Peak

CH 36 (Vertical) Peak



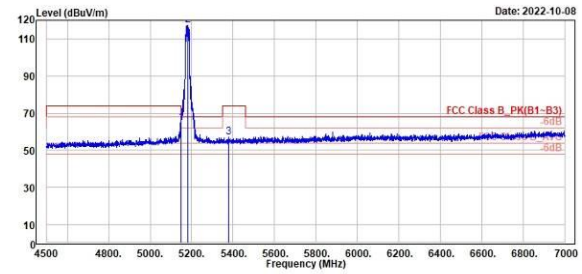
TUV Rheinland Taiwan Ltd.
No. 458-18, Sec. 2, Fenhiao, Linkou Dist., New Taipei City 244, Taiwan(R.O.C.)
Tel: +886-2172-1000 Fax: +886-2172-1322



Peak	Freq (MHz)	Level (dBuV/m)	Read Level (dBuV)	Factor (dB/m)	Limit Line (dBuV/m)	Over Limit (dB)	APos (cm)	TPos (deg)	Remark	Pol/Phase	Note
1	5150.00	65.34	22.44	42.90	68.20	-2.86	100	88	Peak	Horizontal	
2	5179.58	114.42	71.44	42.98	68.20	46.22	100	88	Peak	Horizontal	
3	5395.50	57.79	14.60	43.19	74.00	-16.21	100	88	Peak	Horizontal	



TUV Rheinland Taiwan Ltd.
No. 458-18, Sec. 2, Fenhiao, Linkou Dist., New Taipei City 244, Taiwan(R.O.C.)
Tel: +886-2172-1000 Fax: +886-2172-1322



Peak	Freq (MHz)	Level (dBuV/m)	Read Level (dBuV)	Factor (dB/m)	Limit Line (dBuV/m)	Over Limit (dB)	APos (cm)	TPos (deg)	Remark	Pol/Phase	Note
1	5149.50	64.70	21.81	42.89	74.00	-9.30	175	13	Peak	Vertical	
2	5180.00	117.26	74.28	42.98	68.20	49.06	175	13	Peak	Vertical	
3	5376.50	56.95	13.85	43.10	74.00	-17.05	175	13	Peak	Vertical	

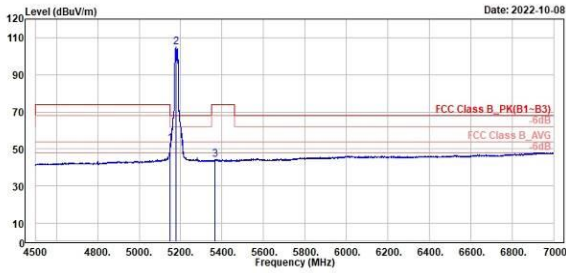
802.11a

CH 36 (Horizontal) Average

CH 36 (Vertical) Average



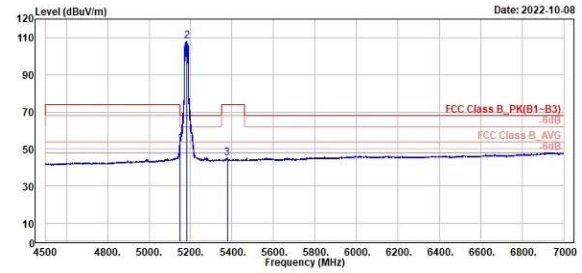
TÜV Rheinland Taiwan Ltd.
No. 438-18, Sec 2, Fenliao, Linkou Dist., New Taipei City 244, Taiwan(R.O.C.)
Tel: +886-2172-1000 Fax: +886-2172-1322



1	2	3	4	5	6	7	8	9	10	11	12	13	14	15
1	Level	Read	Factor	Limit	Over	APos	TPos	Remark	Pol/Phase	Note				
1	MHz	dBuV/m	dBuV	dB/m	dBuV/m	dB	cm	deg						
1	5149.50	52.70	9.80	42.90	54.00	-1.30	100	88	Average	Horizontal				
2	5179.00	104.86	61.88	42.98	54.00	50.86	100	88	Average	Horizontal				
3	5366.50	44.24	1.19	43.05	54.00	-9.76	100	88	Average	Horizontal				



TÜV Rheinland Taiwan Ltd.
No. 438-18, Sec 2, Fenliao, Linkou Dist., New Taipei City 244, Taiwan(R.O.C.)
Tel: +886-2172-1000 Fax: +886-2172-1322



1	2	3	4	5	6	7	8	9	10	11	12	13	14	15
1	Level	Read	Factor	Limit	Over	APos	TPos	Remark	Pol/Phase	Note				
1	MHz	dBuV/m	dBuV	dB/m	dBuV/m	dB	cm	deg						
1	5149.00	52.77	9.88	42.89	54.00	-1.23	175	13	Average	Vertical				
2	5180.00	108.01	65.03	42.98	54.00	54.01	175	13	Average	Vertical				
3	5376.00	45.15	2.06	43.09	54.00	-8.85	175	13	Average	Vertical				

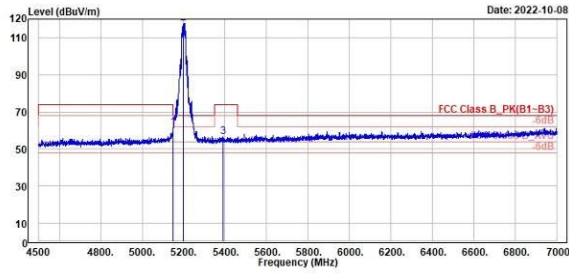
802.11a

CH 40 (Horizontal) Peak

CH 40 (Vertical) Peak



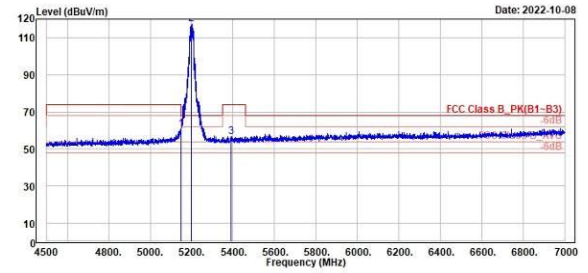
TÜV Rheinland Taiwan Ltd.
No. 438-18, Sec 2, Fenliao, Linkou Dist., New Taipei City 244, Taiwan(R.O.C.)
Tel: +886-2172-1000 Fax: +886-2172-1322



1	2	3	Read Level	Level Factor	Limit Line	Over Limit	APos	TPos	Remark	Pol/Phase	Note
MHz	dBuV/m	dBuV	dB/m	dBuV/m	dB	cm	deg				
1	5150.00	61.74	18.84	42.90	68.20	-6.46	267	360	Peak	Horizontal	
2	5200.00	117.65	74.61	43.04	68.20	49.45	267	360	Peak	Horizontal	
3	5391.50	56.44	13.27	43.17	74.00	-17.56	267	360	Peak	Horizontal	



TÜV Rheinland Taiwan Ltd.
No. 438-18, Sec 2, Fenliao, Linkou Dist., New Taipei City 244, Taiwan(R.O.C.)
Tel: +886-2172-1000 Fax: +886-2172-1322



1	2	3	Read Level	Level Factor	Limit Line	Over Limit	APos	TPos	Remark	Pol/Phase	Note
MHz	dBuV/m	dBuV	dB/m	dBuV/m	dB	cm	deg				
1	5148.50	60.56	17.67	42.89	74.00	-13.44	110	342	Peak	Vertical	
2	5200.00	117.21	74.17	43.04	68.20	49.01	110	342	Peak	Vertical	
3	5391.00	56.79	13.63	43.16	74.00	-17.21	110	342	Peak	Vertical	

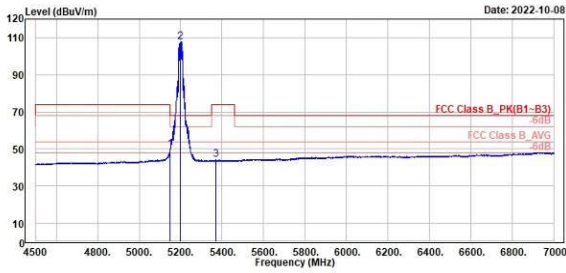
802.11a

CH 40 (Horizontal) Average

CH 40 (Vertical) Average



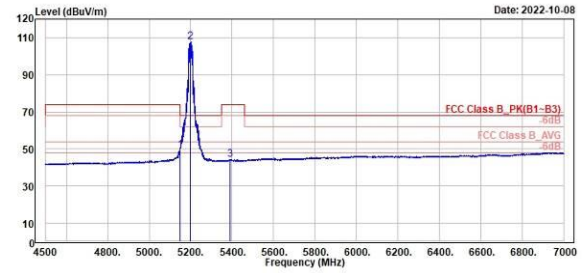
TÜV Rheinland Taiwan Ltd.
No. 438-18, Sec 2, Fenliao, Linkou Dist., New Taipei City 244, Taiwan(R.O.C.)
Tel: +886-2172-1000 Fax: +886-2172-1322



Peak	Freq	Level	Read Level	Factor	Limit Line	Over Limit	APos	TPos	Remark	Pol/Phase	Note
	MHz	dBuV/m	dBuV	dB/m	dBuV/m	dB	cm	deg			
1	5150.00	49.75	6.85	42.90	54.00	-4.25	267	360	Average	Horizontal	
2	5200.00	107.76	64.72	43.04	54.00	53.76	267	360	Average	Horizontal	
3	5368.00	44.16	1.11	43.05	54.00	-9.84	267	360	Average	Horizontal	



TÜV Rheinland Taiwan Ltd.
No. 438-18, Sec 2, Fenliao, Linkou Dist., New Taipei City 244, Taiwan(R.O.C.)
Tel: +886-2172-1000 Fax: +886-2172-1322



Peak	Freq	Level	Read Level	Factor	Limit Line	Over Limit	APos	TPos	Remark	Pol/Phase	Note
	MHz	dBuV/m	dBuV	dB/m	dBuV/m	dB	cm	deg			
1	5148.00	49.22	6.33	42.89	54.00	-4.78	110	342	Average	Vertical	
2	5200.00	107.49	64.45	43.04	54.00	53.49	110	342	Average	Vertical	
3	5391.00	44.38	1.22	43.16	54.00	-9.62	110	342	Average	Vertical	

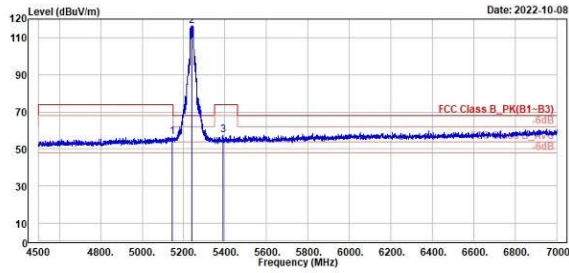
802.11a

CH 48 (Horizontal) Peak

CH 48 (Vertical) Peak



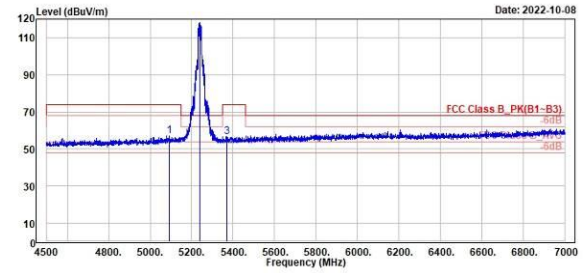
TÜV Rheinland Taiwan Ltd.
No. 438-18, Sec 2, Fenliao, Linkou Dist., New Taipei City 244, Taiwan(R.O.C.)
Tel: +886-2172-1000 Fax: +886-2172-1322



Peak	Freq (MHz)	Level (dBuV/m)	Read Level (dBuV)	Factor (dB/m)	Limit Line (dBuV/m)	Over Limit (dB)	APos (cm)	TPos (deg)	Remark	Pol/Phase	Note
1	5146.00	56.79	13.92	42.87	74.00	-17.21	100	91	Peak	Horizontal	
2 *	5240.00	115.58	73.51	42.99	68.20	48.30	100	91	Peak	Horizontal	
3	5391.00	57.64	14.48	43.16	74.00	-16.36	100	91	Peak	Horizontal	



TÜV Rheinland Taiwan Ltd.
No. 438-18, Sec 2, Fenliao, Linkou Dist., New Taipei City 244, Taiwan(R.O.C.)
Tel: +886-2172-1000 Fax: +886-2172-1322



Peak	Freq (MHz)	Level (dBuV/m)	Read Level (dBuV)	Factor (dB/m)	Limit Line (dBuV/m)	Over Limit (dB)	APos (cm)	TPos (deg)	Remark	Pol/Phase	Note
1	5090.50	57.22	14.65	42.57	74.00	-16.78	100	335	Peak	Vertical	
2 *	5240.00	118.00	75.01	42.99	68.20	49.80	100	335	Peak	Vertical	
3	5370.00	56.59	13.53	43.06	74.00	-17.41	100	335	Peak	Vertical	

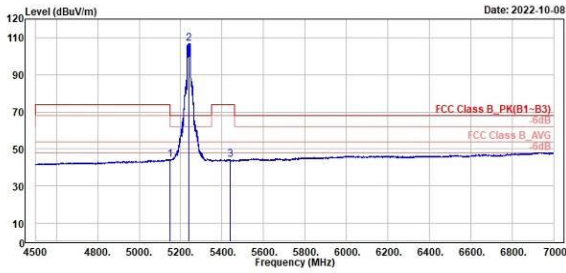
802.11a

CH 48 (Horizontal) Average

CH 48 (Vertical) Average



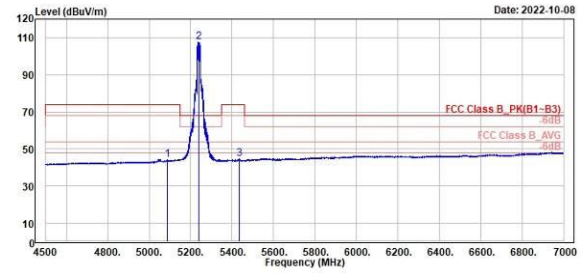
TUV Rheinland Taiwan Ltd.
No. 438-18, Sec 2, Fenliao, Linkou Dist., New Taipei City 244, Taiwan(R.O.C.)
Tel: +886-2172-1000 Fax: +886-2172-1322



1	2	3	Read Level	Read Level Factor	Limit Line	Over Limit	APos	TPos	Remark	Pol/Phase	Note
MHz	dBuV/m	dBuV	dB/m	dBuV/m	dB	cm	deg				
5148.00	44.48	1.59	42.89	54.00	-9.52	100	91	Average	Horizontal		
5240.00	105.62	63.63	42.99	54.00	52.62	100	91	Average	Horizontal		
5439.50	44.41	1.17	43.24	54.00	-9.59	100	91	Average	Horizontal		



TUV Rheinland Taiwan Ltd.
No. 438-18, Sec 2, Fenliao, Linkou Dist., New Taipei City 244, Taiwan(R.O.C.)
Tel: +886-2172-1000 Fax: +886-2172-1322



1	2	3	Read Level	Read Level Factor	Limit Line	Over Limit	APos	TPos	Remark	Pol/Phase	Note
MHz	dBuV/m	dBuV	dB/m	dBuV/m	dB	cm	deg				
5888.00	44.43	1.87	42.56	54.00	-9.57	100	335	Average	Vertical		
5240.00	107.64	64.65	42.99	54.00	53.64	100	335	Average	Vertical		
5434.50	44.54	1.30	43.24	54.00	-9.46	100	335	Average	Vertical		

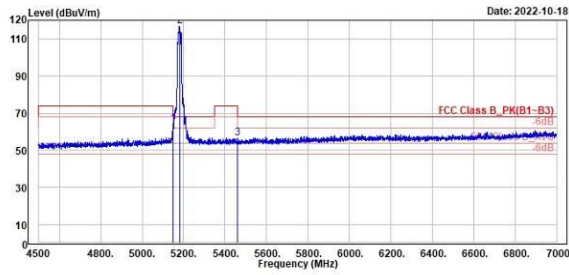
802.11ax HE20

CH 36 (Horizontal) Peak

CH 36 (Vertical) Peak



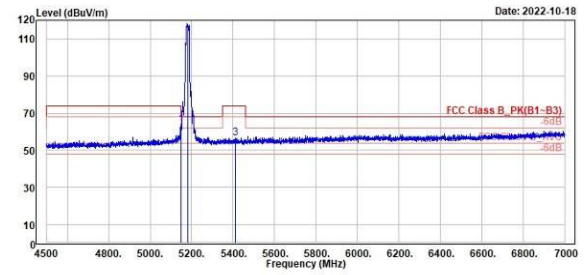
TÜV Rheinland Taiwan Ltd.
No. 458-18, Sec. 2, Fenhua Rd., Linkou Dist., New Taipei City 244, Taiwan(R.O.C.)
Tel: +886-2172-1000 Fax: +886-2172-1322



Peak	Freq (MHz)	Level (dBuV/m)	Read Level (dBuV)	Level Factor (dB/m)	Limit Line (dBuV/m)	Over Limit (dB)	APos (cm)	TPos (deg)	Remark	Pol/Phase	Note
1	5148.00	64.16	21.27	42.89	74.00	-9.84	100	84	Peak	Horizontal	
2 *	5188.00	116.85	73.87	42.98	68.28	48.65	100	84	Peak	Horizontal	
3	5468.00	56.54	13.28	43.26	68.20	-11.66	100	84	Peak	Horizontal	



TÜV Rheinland Taiwan Ltd.
No. 458-18, Sec. 2, Fenhua Rd., Linkou Dist., New Taipei City 244, Taiwan(R.O.C.)
Tel: +886-2172-1000 Fax: +886-2172-1322



Peak	Freq (MHz)	Level (dBuV/m)	Read Level (dBuV)	Level Factor (dB/m)	Limit Line (dBuV/m)	Over Limit (dB)	APos (cm)	TPos (deg)	Remark	Pol/Phase	Note
1	5148.00	63.69	28.88	42.89	74.00	-10.31	171	17	Peak	Vertical	
2 *	5188.00	118.22	75.24	42.98	68.28	50.82	171	17	Peak	Vertical	
3	5489.00	56.63	13.41	43.22	74.00	-17.37	171	17	Peak	Vertical	

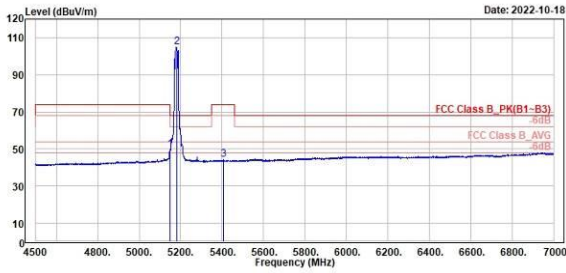
802.11ax HE20

CH 36 (Horizontal) Average

CH 36 (Vertical) Average



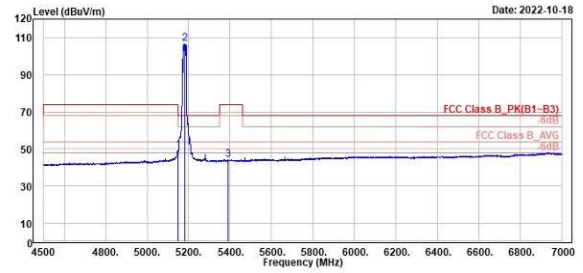
TÜV Rheinland Taiwan Ltd.
No. 438-18, Sec 2, Fenliao, Linkou Dist., New Taipei City 244, Taiwan(R.O.C.)
Tel: +886-2172-1000 Fax: +886-2172-1322



1	2	3	Read Level	Level Factor	Limit Line	Over Limit	APos	TPos	Remark	Pol/Phase	Note
MHz	dBuV/m	dBuV	dB/m	dBuV/m	dB	cm	deg				
1	5149.00	49.66	6.77	42.89	54.00	-4.34	100	84	Average	Horizontal	
2	* 5189.00	105.04	62.06	42.98	54.00	51.04	100	84	Average	Horizontal	
3	5406.00	44.04	0.82	43.22	54.00	-9.96	100	84	Average	Horizontal	



TÜV Rheinland Taiwan Ltd.
No. 438-18, Sec 2, Fenliao, Linkou Dist., New Taipei City 244, Taiwan(R.O.C.)
Tel: +886-2172-1000 Fax: +886-2172-1322



1	2	3	Read Level	Level Factor	Limit Line	Over Limit	APos	TPos	Remark	Pol/Phase	Note
MHz	dBuV/m	dBuV	dB/m	dBuV/m	dB	cm	deg				
1	5149.00	49.47	6.58	42.89	54.00	-4.53	171	17	Average	Vertical	
2	* 5189.00	106.60	63.62	42.98	54.00	52.60	171	17	Average	Vertical	
3	5390.00	44.12	0.96	43.16	54.00	-9.88	171	17	Average	Vertical	

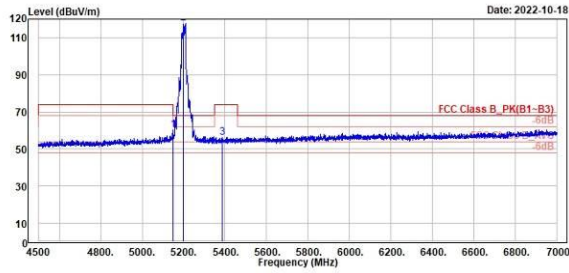
802.11ax HE20

CH 40 (Horizontal) Peak

CH 40 (Vertical) Peak



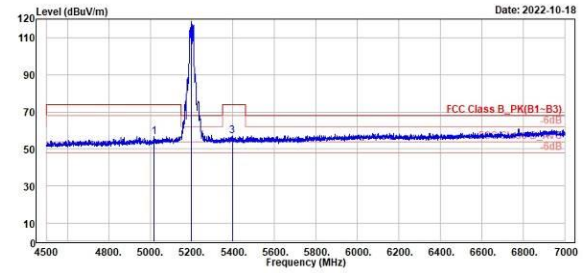
TUV Rheinland Taiwan Ltd.
No. 438-18, Sec 2, Fenliao, Linkou Dist., New Taipei City 244, Taiwan(R.O.C.)
Tel: +886-2172-1000 Fax: +886-2172-1322



Peak	Freq (MHz)	Level (dBuV/m)	Read Level (dBuV)	Factor (dB/m)	Limit Line (dBuV/m)	Over Limit (dB)	APos (cm)	TPos (deg)	Remark	Pol/Phase	Note
1	5148.50	60.35	17.46	42.89	74.00	-13.65	100	94	Peak	Horizontal	
2 *	5200.00	117.95	74.91	43.04	68.20	49.75	100	94	Peak	Horizontal	
3	5384.50	56.20	13.06	43.14	74.00	-17.80	100	94	Peak	Horizontal	



TUV Rheinland Taiwan Ltd.
No. 438-18, Sec 2, Fenliao, Linkou Dist., New Taipei City 244, Taiwan(R.O.C.)
Tel: +886-2172-1000 Fax: +886-2172-1322



Peak	Freq (MHz)	Level (dBuV/m)	Read Level (dBuV)	Factor (dB/m)	Limit Line (dBuV/m)	Over Limit (dB)	APos (cm)	TPos (deg)	Remark	Pol/Phase	Note
1	5018.50	56.64	14.11	42.53	74.00	-17.36	338	41	Peak	Vertical	
2 *	5200.00	118.77	75.73	43.04	68.20	50.57	338	41	Peak	Vertical	
3	5396.50	56.83	13.63	43.20	74.00	-17.17	338	41	Peak	Vertical	

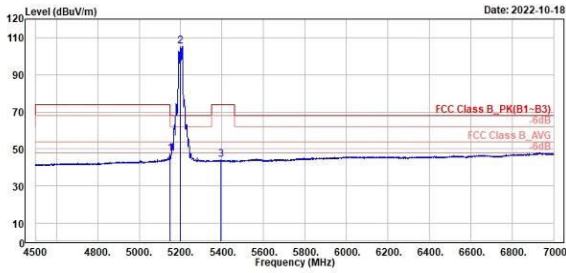
802.11ax HE20

CH 40 (Horizontal) Average

CH 40 (Vertical) Average



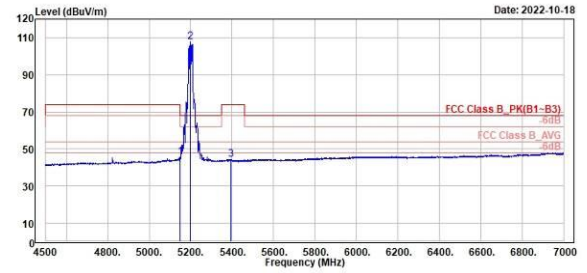
TUV Rheinland Taiwan Ltd.
No. 438-18, Sec 2, Fenliao, Linkou Dist., New Taipei City 244, Taiwan(R.O.C.)
Tel: +886-2172-1000 Fax: +886-2172-1322



1	2	3	Read Level	Factor	Limit Line	Over Limit	APos	TPos	Remark	Pol/Phase	Note
MHz	dBuV/m	dBuV	dB/m	dBuV/m	dB	cm	deg				
5148.50	47.25	4.36	42.89	54.00	-6.75	100	94	Average	Horizontal		
5200.00	105.37	62.33	43.04	54.00	51.37	100	94	Average	Horizontal		
5395.00	44.13	0.94	43.19	54.00	-9.87	100	94	Average	Horizontal		



TUV Rheinland Taiwan Ltd.
No. 438-18, Sec 2, Fenliao, Linkou Dist., New Taipei City 244, Taiwan(R.O.C.)
Tel: +886-2172-1000 Fax: +886-2172-1322



1	2	3	Read Level	Factor	Limit Line	Over Limit	APos	TPos	Remark	Pol/Phase	Note
MHz	dBuV/m	dBuV	dB/m	dBuV/m	dB	cm	deg				
5150.00	45.75	2.85	42.90	54.00	-8.25	338	41	Average	Vertical		
5200.00	107.85	64.81	43.04	54.00	53.85	338	41	Average	Vertical		
5395.50	44.29	1.10	43.19	54.00	-9.71	338	41	Average	Vertical		

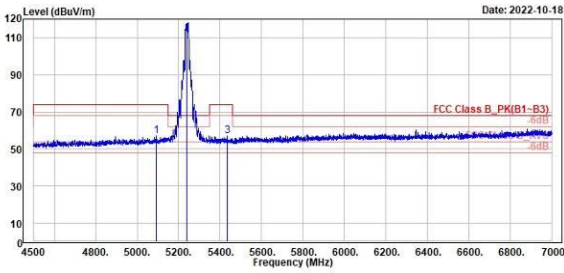
802.11ax HE20

CH 48 (Horizontal) Peak

CH 48 (Vertical) Peak



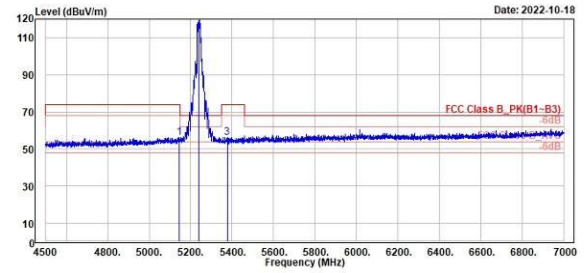
TUV Rheinland Taiwan Ltd.
No. 438-18, Sec 2, Fenliao, Linkou Dist., New Taipei City 244, Taiwan(R.O.C.)
Tel: +886-2172-1000 Fax: +886-2172-1322



Peak	Freq (MHz)	Level (dBuV/m)	Read Level (dBuV)	Factor (dB/m)	Limit Line (dBuV/m)	Over Limit (dB)	APos (cm)	TPos (deg)	Remark	Pol/Phase	Note
1	5890.50	56.97	14.40	42.57	74.00	-17.03	100	83	Peak	Horizontal	
2 *	5240.00	117.95	74.96	42.99	68.20	49.75	100	83	Peak	Horizontal	
3	5436.50	56.86	13.62	43.24	74.00	-17.14	100	83	Peak	Horizontal	



TUV Rheinland Taiwan Ltd.
No. 438-18, Sec 2, Fenliao, Linkou Dist., New Taipei City 244, Taiwan(R.O.C.)
Tel: +886-2172-1000 Fax: +886-2172-1322



Peak	Freq (MHz)	Level (dBuV/m)	Read Level (dBuV)	Factor (dB/m)	Limit Line (dBuV/m)	Over Limit (dB)	APos (cm)	TPos (deg)	Remark	Pol/Phase	Note
1	5147.00	56.17	13.30	42.87	74.00	-17.83	100	333	Peak	Vertical	
2 *	5240.00	119.64	76.65	42.99	68.20	51.44	100	333	Peak	Vertical	
3	5376.00	56.32	13.23	43.09	74.00	-17.68	100	333	Peak	Vertical	

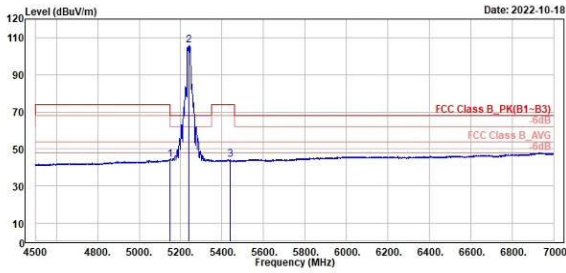
802.11ax HE20

CH 48 (Horizontal) Average

CH 48 (Vertical) Average



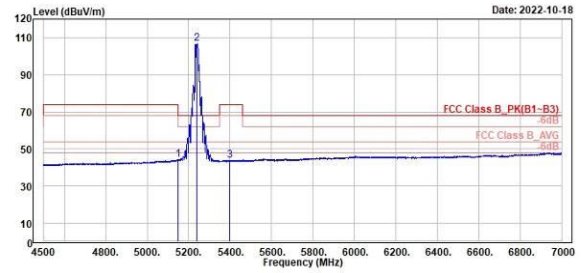
TÜV Rheinland Taiwan Ltd.
No. 438-18, Sec 2, Fenliao, Linkou Dist., New Taipei City 244, Taiwan(R.O.C.)
Tel: +886-2172-1000 Fax: +886-2172-1322



1	2	3
5149.00	5248.00	5437.50
44.30	105.73	44.10
1.41	62.74	0.86
42.89	42.99	43.24
54.00	54.00	54.00
-9.70	51.73	-9.90
100	100	100
83	83	83
Average	Average	Average
Horizontal	Horizontal	Horizontal



TÜV Rheinland Taiwan Ltd.
No. 438-18, Sec 2, Fenliao, Linkou Dist., New Taipei City 244, Taiwan(R.O.C.)
Tel: +886-2172-1000 Fax: +886-2172-1322



1	2	3
5148.50	5248.00	5399.00
44.00	106.98	43.97
1.19	63.99	0.76
42.89	42.99	43.21
54.00	54.00	54.00
-9.92	52.98	-10.03
100	100	100
333	333	333
Average	Average	Average
Vertical	Vertical	Vertical

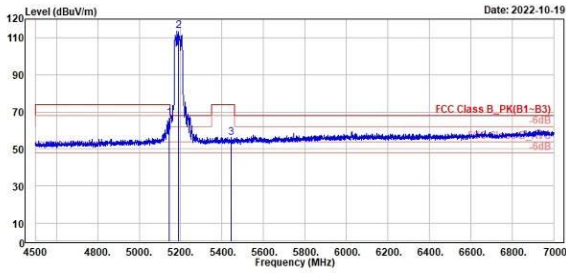
802.11ax HE40

CH 38 (Horizontal) Peak

CH 38 (Vertical) Peak



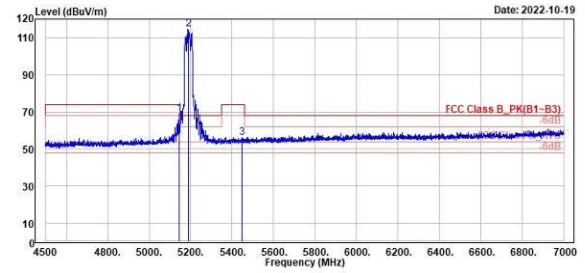
TUV Rheinland Taiwan Ltd.
No. 438-18, Sec 2, Fenliao, Linkou Dist., New Taipei City 244, Taiwan(R.O.C.)
Tel: +886-2172-1000 Fax: +886-2172-1322



Peak	Freq (MHz)	Level (dBuV/m)	Read Level (dBuV)	Factor (dB/m)	Limit Line (dBuV/m)	Over Limit (dB)	APos (cm)	TPos (deg)	Remark	Pol/Phase	Note
1	5144.50	66.43	23.57	42.86	74.00	-7.57	100	93	Peak	Horizontal	
2 *	5190.00	113.44	70.43	43.01	68.28	45.24	100	93	Peak	Horizontal	
3	5445.00	56.25	13.00	43.25	74.00	-17.75	100	93	Peak	Horizontal	



TUV Rheinland Taiwan Ltd.
No. 438-18, Sec 2, Fenliao, Linkou Dist., New Taipei City 244, Taiwan(R.O.C.)
Tel: +886-2172-1000 Fax: +886-2172-1322



Peak	Freq (MHz)	Level (dBuV/m)	Read Level (dBuV)	Factor (dB/m)	Limit Line (dBuV/m)	Over Limit (dB)	APos (cm)	TPos (deg)	Remark	Pol/Phase	Note
1	5145.50	68.70	25.84	42.86	74.00	-5.30	100	336	Peak	Vertical	
2 *	5190.00	114.44	71.43	43.01	68.28	46.24	100	336	Peak	Vertical	
3	5447.50	56.28	13.03	43.25	74.00	-17.72	100	336	Peak	Vertical	

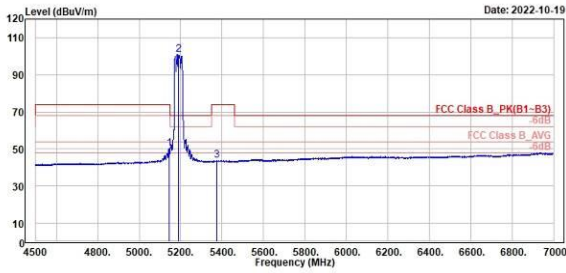
802.11ax HE40

CH 38 (Horizontal) Average

CH 38 (Vertical) Average



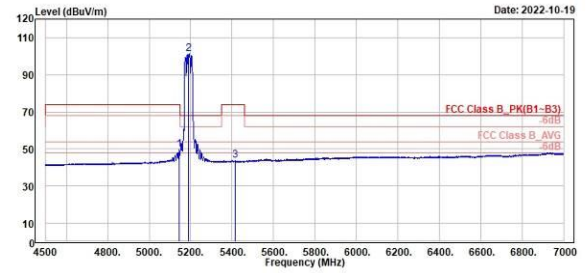
TUV Rheinland Taiwan Ltd.
No. 438-18, Sec 2, Fenliao, Linkou Dist., New Taipei City 244, Taiwan(R.O.C.)
Tel: +886-2172-1000 Fax: +886-2172-1322



1	2	3	Read Level	Level Factor	Limit Line	Over Limit	APos	TPos	Remark	Pol/Phase	Note
MHz	dBuV/m	dBuV	dB/m	dBuV/m	dB	cm	deg				
5143.50	50.00	7.15	42.85	54.00	-4.00	100	93	Average	Horizontal		
5190.00	100.68	57.67	43.01	54.00	46.68	100	93	Average	Horizontal		
5375.50	43.85	0.76	43.09	54.00	-10.15	100	93	Average	Horizontal		



TUV Rheinland Taiwan Ltd.
No. 438-18, Sec 2, Fenliao, Linkou Dist., New Taipei City 244, Taiwan(R.O.C.)
Tel: +886-2172-1000 Fax: +886-2172-1322



1	2	3	Read Level	Level Factor	Limit Line	Over Limit	APos	TPos	Remark	Pol/Phase	Note
MHz	dBuV/m	dBuV	dB/m	dBuV/m	dB	cm	deg				
5145.50	49.64	6.78	42.86	54.00	-4.36	100	336	Average	Vertical		
5190.00	101.31	58.30	43.01	54.00	47.31	100	336	Average	Vertical		
5415.00	43.68	0.46	43.22	54.00	-10.32	100	336	Average	Vertical		

802.11ax HE40

CH 46 (Horizontal) Peak

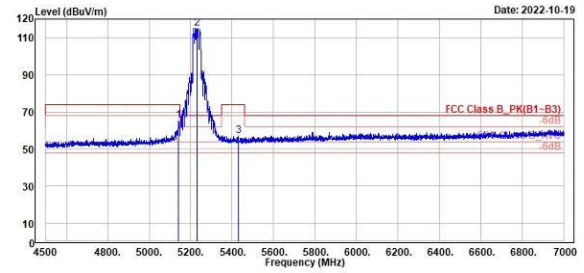
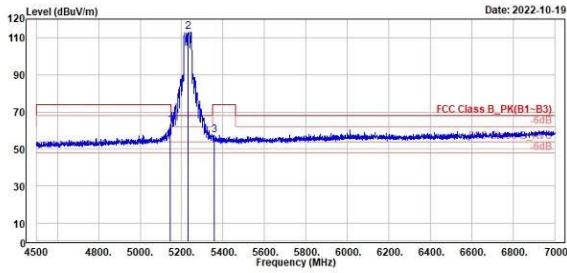
CH 46 (Vertical) Peak



TÜV Rheinland Taiwan Ltd.
No. 438-18, Sec 2, Fenliao, Linkou Dist., New Taipei City 244, Taiwan(R.O.C.)
Tel: +886-2172-1000 Fax: +886-2172-1322



TÜV Rheinland Taiwan Ltd.
No. 438-18, Sec 2, Fenliao, Linkou Dist., New Taipei City 244, Taiwan(R.O.C.)
Tel: +886-2172-1000 Fax: +886-2172-1322



Peak	Freq	Level	Read Level	Factor	Limit Line	Over Limit	APos	TPos	Remark	Pol/Phase	Note
	MHz	dBuV/m	dBuV	dB/m	dBuV/m	dB	cm	deg			
1	5144.00	82.96	20.11	42.85	74.00	-11.04	100	82	Peak	Horizontal	
2 *	5238.00	112.94	69.93	43.01	68.28	44.74	100	82	Peak	Horizontal	
3	5356.00	57.68	14.69	42.99	74.00	-16.32	100	82	Peak	Horizontal	

Peak	Freq	Level	Read Level	Factor	Limit Line	Over Limit	APos	TPos	Remark	Pol/Phase	Note
	MHz	dBuV/m	dBuV	dB/m	dBuV/m	dB	cm	deg			
1	5142.00	65.07	22.23	42.84	74.00	-8.93	100	335	Peak	Vertical	
2 *	5238.00	115.01	72.00	43.01	68.28	46.81	100	335	Peak	Vertical	
3	5431.00	57.19	13.95	43.24	74.00	-16.81	100	335	Peak	Vertical	

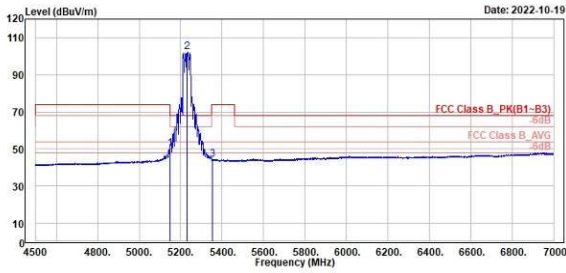
802.11ax HE40

CH 46 (Horizontal) Average

CH 46 (Vertical) Average



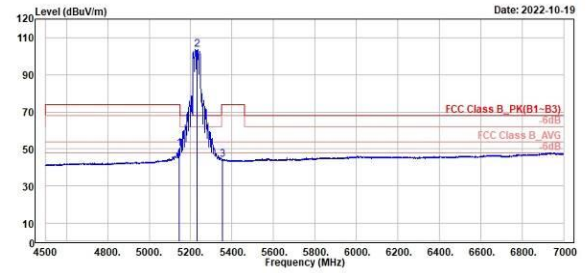
TÜV Rheinland Taiwan Ltd.
No. 438-18, Sec 2, Fenliao, Linkou Dist., New Taipei City 244, Taiwan(R.O.C.)
Tel: +886-2172-1000 Fax: +886-2172-1322



1	2	3	Read Level	Level Factor	Limit Line	Over Limit	APos	TPos	Remark	Pol/Phase	Note
MHz	dBuV/m	dBuV	dB/m	dBuV/m	dB	cm	deg				
5150.00	50.02	7.12	42.90	54.00	-3.98	100	82	Average	Horizontal		
5238.00	102.18	59.09	43.01	54.00	48.18	100	82	Average	Horizontal		
5353.50	44.46	1.48	42.98	54.00	-9.54	100	82	Average	Horizontal		



TÜV Rheinland Taiwan Ltd.
No. 438-18, Sec 2, Fenliao, Linkou Dist., New Taipei City 244, Taiwan(R.O.C.)
Tel: +886-2172-1000 Fax: +886-2172-1322



1	2	3	Read Level	Level Factor	Limit Line	Over Limit	APos	TPos	Remark	Pol/Phase	Note
MHz	dBuV/m	dBuV	dB/m	dBuV/m	dB	cm	deg				
5144.50	50.37	7.51	42.86	54.00	-3.63	100	335	Average	Vertical		
5238.00	103.54	60.53	43.01	54.00	49.54	100	335	Average	Vertical		
5354.00	44.48	1.49	42.99	54.00	-9.52	100	335	Average	Vertical		

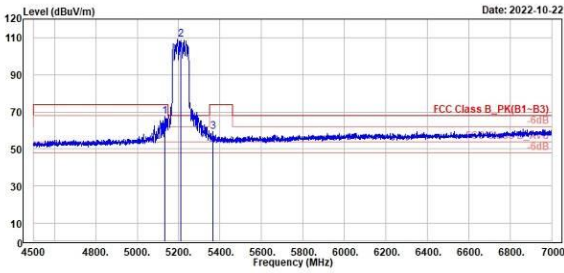
802.11ax HE80

CH 42 (Horizontal) Peak

CH 42 (Vertical) Peak



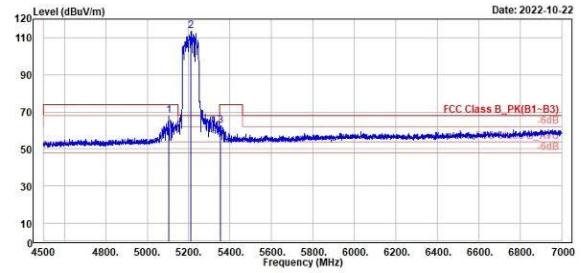
TUV Rheinland Taiwan Ltd.
No. 438-18, Sec 2, Fenliao, Linkou Dist., New Taipei City 244, Taiwan(R.O.C.)
Tel: +886-2172-1000 Fax: +886-2172-1322



Peak	Freq (MHz)	Level (dBuV/m)	Read Level (dBuV)	Factor (dB/m)	Limit Line (dBuV/m)	Over Limit (dB)	APos (cm)	TPos (deg)	Remark	Pol/Phase	Note
1	5133.00	67.61	24.83	42.78	74.00	-6.39	100	91	Peak	Horizontal	
2 *	5218.00	109.12	66.89	43.83	68.28	40.92	100	91	Peak	Horizontal	
3	5366.50	59.09	16.04	43.05	74.00	-14.91	100	91	Peak	Horizontal	



TUV Rheinland Taiwan Ltd.
No. 438-18, Sec 2, Fenliao, Linkou Dist., New Taipei City 244, Taiwan(R.O.C.)
Tel: +886-2172-1000 Fax: +886-2172-1322



Peak	Freq (MHz)	Level (dBuV/m)	Read Level (dBuV)	Factor (dB/m)	Limit Line (dBuV/m)	Over Limit (dB)	APos (cm)	TPos (deg)	Remark	Pol/Phase	Note
1	5104.00	68.12	25.54	42.58	74.00	-5.88	301	346	Peak	Vertical	
2 *	5218.00	113.67	79.64	43.83	68.28	45.47	301	346	Peak	Vertical	
3	5355.00	62.34	19.35	42.99	74.00	-11.66	301	346	Peak	Vertical	

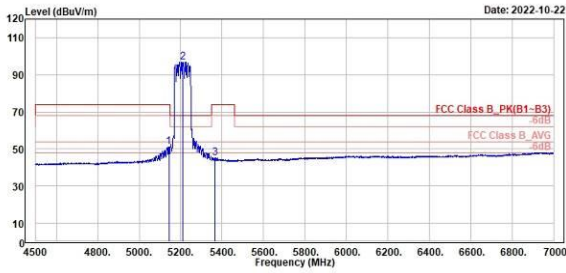
802.11ax HE80

CH 42 (Horizontal) Average

CH 42 (Vertical) Average



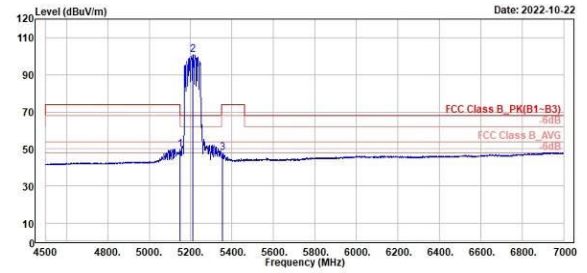
TUV Rheinland Taiwan Ltd.
No. 438-18, Sec 2, Fenliao, Linkou Dist., New Taipei City 244, Taiwan(R.O.C.)
Tel: +886-2172-1000 Fax: +886-2172-1322



Peak	Freq (MHz)	Level (dBuV/m)	Read Level (dBuV)	Factor (dB/m)	Limit Line (dBuV/m)	Over Limit (dB)	APos (cm)	TPos (deg)	Remark	Pol/Phase	Note
1	5143.00	51.27	8.42	42.85	54.00	-2.73	100	91	Average	Horizontal	
2	5218.00	96.95	53.92	43.03	54.00	42.95	100	91	Average	Horizontal	
3	5366.50	45.29	2.24	43.05	54.00	-8.71	100	91	Average	Horizontal	



TUV Rheinland Taiwan Ltd.
No. 438-18, Sec 2, Fenliao, Linkou Dist., New Taipei City 244, Taiwan(R.O.C.)
Tel: +886-2172-1000 Fax: +886-2172-1322



Peak	Freq (MHz)	Level (dBuV/m)	Read Level (dBuV)	Factor (dB/m)	Limit Line (dBuV/m)	Over Limit (dB)	APos (cm)	TPos (deg)	Remark	Pol/Phase	Note
1	5148.50	49.77	6.88	42.89	54.00	-4.23	301	346	Average	Vertical	
2	5218.00	100.73	57.79	43.03	54.00	46.73	301	346	Average	Vertical	
3	5354.00	47.99	5.00	42.99	54.00	-6.01	301	346	Average	Vertical	

Mask, 5.725GHz ~ 5.85GHz
U-NII-3

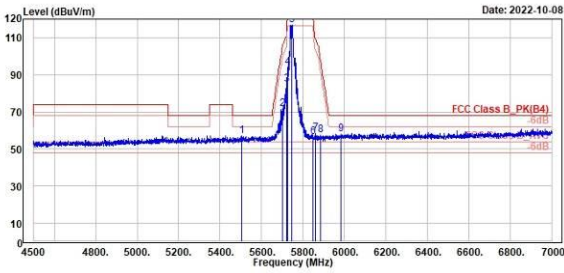
802.11a

CH 149 (Horizontal) Peak

CH 149 (Vertical) Peak



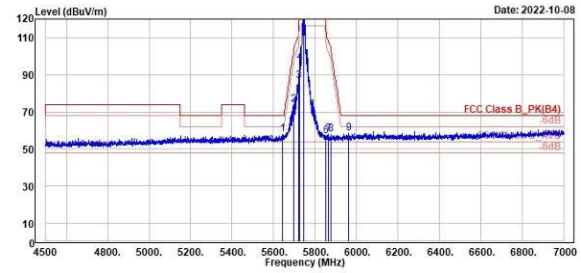
TUV Rheinland Taiwan Ltd.
No. 438-18, Sec 2, Fenliao, Linkou Dist., New Taipei City 244, Taiwan(R.O.C.)
Tel: +886-2172-1000 Fax: +886-2172-1322



	Freq	Level	Read	Limit	Over	APos	TPos	Remark	Pol/Phase	Note
	MHz	dBuV/m	dBuV	dB/m	dBuV/m	dB	cm	deg		
1	5583.00	56.09	13.58	43.31	68.20	-11.31	100	294 Peak	Horizontal	
2	5699.50	71.56	27.90	43.66	104.83	-33.27	100	294 Peak	Horizontal	
3	5728.00	84.98	41.30	43.68	110.80	-25.82	100	294 Peak	Horizontal	
4	5725.00	94.08	50.39	43.69	122.20	-28.12	100	294 Peak	Horizontal	
5	5745.00	116.91	73.21	43.70	122.20	-5.29	100	294 Peak	Horizontal	
6	5859.00	56.47	12.40	43.99	122.20	-65.73	100	294 Peak	Horizontal	
7	5859.50	58.42	14.40	44.02	109.54	-51.12	100	294 Peak	Horizontal	
8	5886.00	57.52	13.43	44.09	97.03	-39.51	100	294 Peak	Horizontal	
9	5983.00	57.93	13.42	44.51	68.20	-10.27	100	294 Peak	Horizontal	



TUV Rheinland Taiwan Ltd.
No. 438-18, Sec 2, Fenliao, Linkou Dist., New Taipei City 244, Taiwan(R.O.C.)
Tel: +886-2172-1000 Fax: +886-2172-1322



	Freq	Level	Read	Limit	Over	APos	TPos	Remark	Pol/Phase	Note
	MHz	dBuV/m	dBuV	dB/m	dBuV/m	dB	cm	deg		
1	5642.50	57.86	14.44	43.42	68.30	-10.34	174	5 Peak	Vertical	
2	5696.00	73.76	30.12	43.64	102.25	-28.49	174	5 Peak	Vertical	
3	5728.00	86.90	43.22	43.68	110.80	-23.90	174	5 Peak	Vertical	
4	5725.00	96.77	53.08	43.69	122.20	-25.43	174	5 Peak	Vertical	
5	5745.00	120.30	76.60	43.70	122.20	-1.90	174	5 Peak	Vertical	
6	5853.50	57.11	13.10	44.01	114.22	-57.11	174	5 Peak	Vertical	
7	5866.50	58.05	14.01	44.04	107.58	-49.53	174	5 Peak	Vertical	
8	5875.50	57.74	13.68	44.06	104.83	-47.09	174	5 Peak	Vertical	
9	5963.50	58.37	14.00	44.37	68.20	-9.83	174	5 Peak	Vertical	

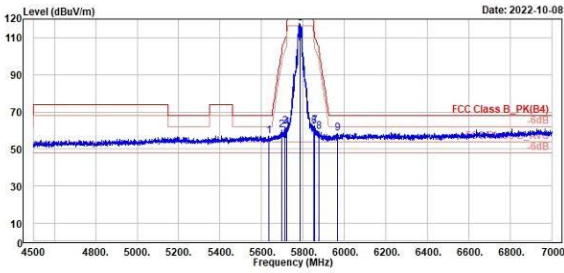
802.11a

CH 157 (Horizontal) Peak

CH 157 (Vertical) Peak



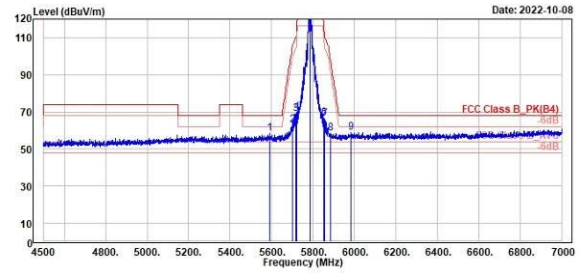
TÜV Rheinland Taiwan Ltd.
No. 438-18, Sec 2, Fenliao, Linkou Dist., New Taipei City 244, Taiwan(R.O.C.)
Tel: +886-2172-1000 Fax: +886-2172-1322



Peak	Freq (MHz)	Level (dBuV/m)	Read Level (dBuV)	Level Factor (dB/m)	Limit Line (dBuV/m)	Over Limit (dB)	APos (cm)	TPos (deg)	Remark	Pol/Phase	Note
1	5635.00	57.08	13.67	43.41	68.20	-11.12	400	294	Peak	Horizontal	
2	5697.50	60.00	16.35	43.65	103.26	-43.26	400	294	Peak	Horizontal	
3	5712.50	61.95	18.27	43.68	108.70	-46.75	400	294	Peak	Horizontal	
4	5723.00	61.61	17.93	43.68	117.64	-56.03	400	294	Peak	Horizontal	
5	5785.00	117.86	74.05	43.81	122.20	-4.34	400	294	Peak	Horizontal	
6	5851.50	62.28	18.29	43.99	110.78	-56.50	400	294	Peak	Horizontal	
7	5856.50	62.52	18.51	44.01	110.38	-47.86	400	294	Peak	Horizontal	
8	5878.00	59.10	15.02	44.08	102.97	-43.87	400	294	Peak	Horizontal	
9	5965.00	58.46	14.08	44.38	68.20	-9.74	400	294	Peak	Horizontal	



TÜV Rheinland Taiwan Ltd.
No. 438-18, Sec 2, Fenliao, Linkou Dist., New Taipei City 244, Taiwan(R.O.C.)
Tel: +886-2172-1000 Fax: +886-2172-1322



Peak	Freq (MHz)	Level (dBuV/m)	Read Level (dBuV)	Level Factor (dB/m)	Limit Line (dBuV/m)	Over Limit (dB)	APos (cm)	TPos (deg)	Remark	Pol/Phase	Note
1	5592.00	58.21	14.02	43.39	68.20	-9.99	181	5	Peak	Vertical	
2	5700.00	63.12	19.46	43.66	105.20	-42.08	181	5	Peak	Vertical	
3	5716.00	68.79	25.11	43.68	109.68	-40.89	181	5	Peak	Vertical	
4	5721.50	69.69	26.01	43.68	114.22	-44.53	181	5	Peak	Vertical	
5	5785.00	120.99	77.18	43.81	122.20	-1.21	181	5	Peak	Vertical	
6	5851.00	66.40	22.49	43.99	119.92	-53.44	181	5	Peak	Vertical	
7	5856.50	66.03	22.02	44.01	110.38	-44.35	181	5	Peak	Vertical	
8	5883.50	58.56	14.47	44.09	98.89	-40.33	181	5	Peak	Vertical	
9	5982.00	58.00	14.31	44.49	68.20	-9.40	181	5	Peak	Vertical	

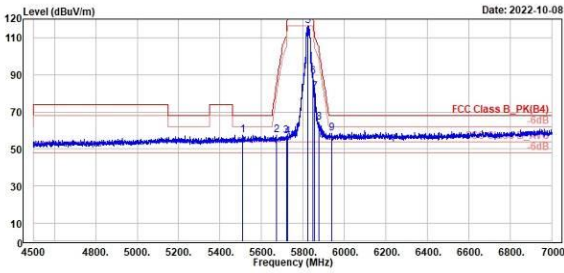
802.11a

CH 165 (Horizontal) Peak

CH 165 (Vertical) Peak



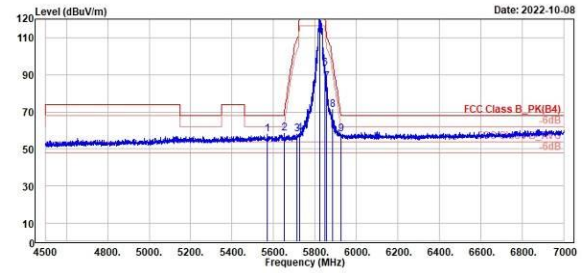
TÜV Rheinland Taiwan Ltd.
No. 438-18, Sec 2, Fenliao, Linkou Dist., New Taipei City 244, Taiwan(R.O.C.)
Tel: +886-2172-1000 Fax: +886-2172-1322



	Freq	Level	Read	Limit	Over	APos	TPos	Remark	Pol/Phase	Note
	MHz	dBuV/m	dBuV	dB/m	dBuV/m	dB	cm	deg		
1	5580.00	57.57	14.25	43.32	68.20	-10.63	359	281 Peak	Horizontal	
2	5679.50	57.33	13.81	43.52	83.41	-26.08	359	281 Peak	Horizontal	
3	5719.50	57.15	13.47	43.68	110.66	-53.51	359	281 Peak	Horizontal	
4	5724.00	56.75	13.06	43.69	119.92	-63.17	359	281 Peak	Horizontal	
5	5825.00	116.30	72.38	43.92	122.20	-5.90	359	281 Peak	Horizontal	
6	5850.00	88.79	44.00	43.99	122.20	-33.41	359	281 Peak	Horizontal	
7	5858.00	80.59	36.57	44.02	109.96	-29.37	359	281 Peak	Horizontal	
8	5878.00	64.26	20.18	44.08	102.97	-38.71	359	281 Peak	Horizontal	
9	5936.50	58.58	14.34	44.24	68.20	-9.62	359	281 Peak	Horizontal	



TÜV Rheinland Taiwan Ltd.
No. 438-18, Sec 2, Fenliao, Linkou Dist., New Taipei City 244, Taiwan(R.O.C.)
Tel: +886-2172-1000 Fax: +886-2172-1322



	Freq	Level	Read	Limit	Over	APos	TPos	Remark	Pol/Phase	Note
	MHz	dBuV/m	dBuV	dB/m	dBuV/m	dB	cm	deg		
1	5569.00	57.84	14.43	43.41	68.20	-10.36	170	4 Peak	Vertical	
2	5650.50	58.45	15.03	43.42	68.57	-10.12	170	4 Peak	Vertical	
3	5713.00	58.15	14.47	43.68	108.84	-50.69	170	4 Peak	Vertical	
4	5724.00	58.31	14.62	43.69	119.92	-61.61	170	4 Peak	Vertical	
5	5825.00	120.23	76.31	43.92	122.20	-1.97	170	4 Peak	Vertical	
6	5850.00	93.54	49.55	43.99	122.20	-28.66	170	4 Peak	Vertical	
7	5855.00	86.40	43.39	44.01	110.80	-24.40	170	4 Peak	Vertical	
8	5884.00	71.01	26.92	44.09	98.52	-27.51	170	4 Peak	Vertical	
9	5926.50	58.17	13.96	44.21	68.20	-10.03	170	4 Peak	Vertical	

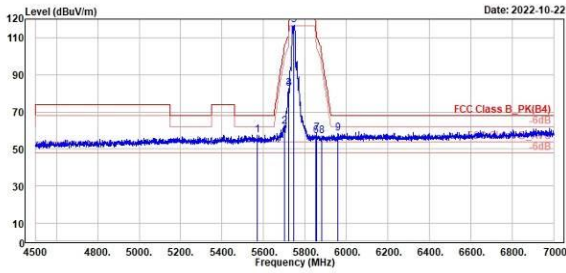
802.11ax HE20

CH 149 (Horizontal) Peak

CH 149 (Vertical) Peak



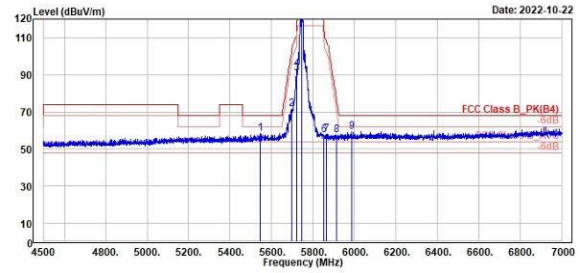
TÜV Rheinland Taiwan Ltd.
No. 438-18, Sec 2, Fenliao, Linkou Dist., New Taipei City 244, Taiwan(R.O.C.)
Tel: +886-2172-1000 Fax: +886-2172-1322



	Read	Limit	Over	APos	TPos	Remark	Pol/Phase	Note	
1	Level	Line	Limit	cm	deg				
MHz	dBuV/m	dBuV	dB/m	dBuV/m	dB				
1	5570.00	57.54	14.13	43.41	68.20	-18.66	385	273 Peak	Horizontal
2	5699.50	62.20	18.54	43.66	104.83	-42.63	385	273 Peak	Horizontal
3	5728.00	82.37	38.69	43.68	110.80	-28.43	385	273 Peak	Horizontal
4	5721.00	82.64	38.96	43.68	113.08	-30.44	385	273 Peak	Horizontal
5	5745.00	116.84	73.14	43.70	122.20	-5.36	385	273 Peak	Horizontal
6	5859.50	57.26	13.27	43.99	121.06	-63.80	385	273 Peak	Horizontal
7	5856.50	58.30	14.29	44.01	118.38	-52.08	385	273 Peak	Horizontal
8	5882.00	57.20	13.12	44.08	100.00	-42.80	385	273 Peak	Horizontal
9	5958.50	58.22	13.89	44.33	68.20	-9.98	385	273 Peak	Horizontal



TÜV Rheinland Taiwan Ltd.
No. 438-18, Sec 2, Fenliao, Linkou Dist., New Taipei City 244, Taiwan(R.O.C.)
Tel: +886-2172-1000 Fax: +886-2172-1322



	Read	Limit	Over	APos	TPos	Remark	Pol/Phase	Note	
1	Level	Line	Limit	cm	deg				
MHz	dBuV/m	dBuV	dB/m	dBuV/m	dB				
1	5546.50	58.59	15.17	43.42	68.20	-9.61	162	360 Peak	Vertical
2	5695.00	71.72	28.08	43.64	101.51	-29.79	162	360 Peak	Vertical
3	5728.00	90.83	47.15	43.68	110.80	-19.97	162	360 Peak	Vertical
4	5721.00	93.04	49.36	43.68	113.08	-20.04	162	360 Peak	Vertical
5	5745.00	121.85	78.15	43.70	122.20	-0.35	162	360 Peak	Vertical
6	5851.00	57.68	13.61	43.99	119.92	-62.32	162	360 Peak	Vertical
7	5864.50	58.14	14.11	44.03	108.14	-50.00	162	360 Peak	Vertical
8	5914.50	57.71	13.53	44.18	75.94	-18.23	162	360 Peak	Vertical
9	5987.00	59.33	14.80	44.53	68.20	-8.87	162	360 Peak	Vertical

802.11ax HE20

CH 157 (Horizontal) Peak

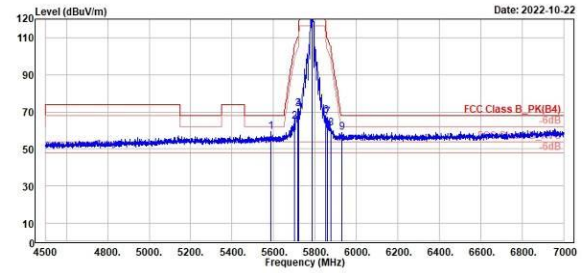
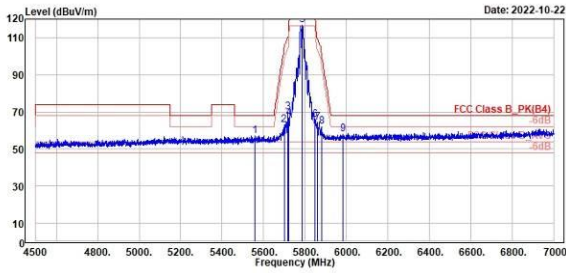
CH 157 (Vertical) Peak



TUV Rheinland Taiwan Ltd.
No. 438-18, Sec 2, Fenliao, Linkou Dist., New Taipei City 244, Taiwan(R.O.C.)
Tel: +886-2172-1000 Fax: +886-2172-1322



TUV Rheinland Taiwan Ltd.
No. 438-18, Sec 2, Fenliao, Linkou Dist., New Taipei City 244, Taiwan(R.O.C.)
Tel: +886-2172-1000 Fax: +886-2172-1322



	Freq	Level	Read	Limit	Over	APos	TPos	Remark	Pol/Phase	Note
	MHz	dBuV/m	dBuV	dB/m	dBuV/m	dB	cm	deg		
1	5556.50	57.18	13.75	43.43	68.20	-11.02	100	284 Peak	Horizontal	
2	5699.00	62.87	19.21	43.66	104.46	-41.59	100	284 Peak	Horizontal	
3	5718.00	69.84	26.16	43.68	110.24	-40.40	100	284 Peak	Horizontal	
4	5720.50	66.41	22.73	43.68	111.94	-45.53	100	284 Peak	Horizontal	
5	5785.00	116.84	73.03	43.81	122.20	-5.36	100	284 Peak	Horizontal	
6	5850.00	65.88	21.89	43.99	122.20	-56.32	100	284 Peak	Horizontal	
7	5859.00	64.96	20.34	44.02	109.68	-45.32	100	284 Peak	Horizontal	
8	5879.00	61.89	17.81	44.08	102.23	-40.34	100	284 Peak	Horizontal	
9	5983.50	58.14	13.63	44.51	68.20	-10.06	100	284 Peak	Horizontal	

	Freq	Level	Read	Limit	Over	APos	TPos	Remark	Pol/Phase	Note
	MHz	dBuV/m	dBuV	dB/m	dBuV/m	dB	cm	deg		
1	5505.50	59.12	15.72	43.40	68.20	-9.08	182	360 Peak	Vertical	
2	5699.50	64.87	21.21	43.66	104.83	-39.96	182	360 Peak	Vertical	
3	5718.50	71.61	27.93	43.68	110.38	-36.77	182	360 Peak	Vertical	
4	5721.00	71.60	27.92	43.68	113.08	-41.48	182	360 Peak	Vertical	
5	5785.00	121.56	77.75	43.81	122.20	-0.64	182	360 Peak	Vertical	
6	5854.00	68.16	24.15	44.01	113.00	-44.92	182	360 Peak	Vertical	
7	5861.50	67.12	23.10	44.02	108.98	-41.86	182	360 Peak	Vertical	
8	5875.00	61.28	17.22	44.06	105.20	-43.92	182	360 Peak	Vertical	
9	5929.50	58.69	14.47	44.22	68.20	-9.51	182	360 Peak	Vertical	

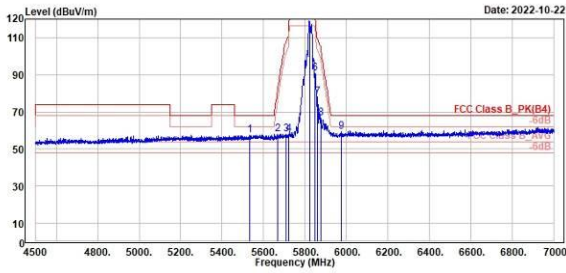
802.11ax HE20

CH 165 (Horizontal) Peak

CH 165 (Vertical) Peak



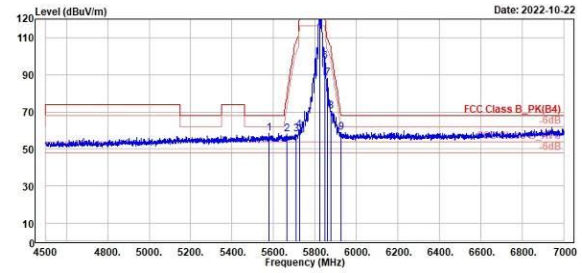
TÜV Rheinland Taiwan Ltd.
No. 438-18, Sec 2, Fenliao, Linkou Dist., New Taipei City 244, Taiwan(R.O.C.)
Tel: +886-2172-1000 Fax: +886-2172-1322



Peak	Freq (MHz)	Level (dBuV/m)	Read Level (dBuV)	Level Factor (dB/m)	Limit Line (dBuV/m)	Over Limit (dB)	APos (cm)	TPos (deg)	Remark	Pol/Phase	Note
1	5534.00	57.71	14.32	43.39	68.20	-18.49	362	279	Peak	Horizontal	
2	5669.50	58.00	14.48	43.52	82.67	-24.67	362	279	Peak	Horizontal	
3	5707.50	57.82	14.15	43.67	107.30	-49.48	362	279	Peak	Horizontal	
4	5721.50	57.74	14.06	43.68	114.22	-56.48	362	279	Peak	Horizontal	
5	5825.00	119.00	75.08	43.92	122.20	-3.20	362	279	Peak	Horizontal	
6	5850.00	91.62	47.03	43.99	122.20	-31.18	362	279	Peak	Horizontal	
7	5859.50	77.81	33.79	44.02	109.54	-31.73	362	279	Peak	Horizontal	
8	5877.50	66.76	22.69	44.07	103.34	-36.58	362	279	Peak	Horizontal	
9	5976.50	59.50	15.04	44.46	68.20	-8.70	362	279	Peak	Horizontal	



TÜV Rheinland Taiwan Ltd.
No. 438-18, Sec 2, Fenliao, Linkou Dist., New Taipei City 244, Taiwan(R.O.C.)
Tel: +886-2172-1000 Fax: +886-2172-1322



Peak	Freq (MHz)	Level (dBuV/m)	Read Level (dBuV)	Level Factor (dB/m)	Limit Line (dBuV/m)	Over Limit (dB)	APos (cm)	TPos (deg)	Remark	Pol/Phase	Note
1	5577.00	58.50	15.09	43.41	68.20	-9.70	153	359	Peak	Vertical	
2	5664.50	58.15	14.66	43.49	78.96	-20.81	153	359	Peak	Vertical	
3	5711.00	57.85	14.18	43.67	108.28	-50.43	153	359	Peak	Vertical	
4	5723.50	60.45	16.77	43.68	118.78	-58.33	153	359	Peak	Vertical	
5	5825.00	123.24	79.32	43.92	122.20	1.04	153	359	Peak	Vertical	
6	5850.00	97.37	53.38	43.99	122.20	-24.83	153	359	Peak	Vertical	
7	5859.50	88.00	44.06	44.02	109.54	-21.46	153	359	Peak	Vertical	
8	5875.00	70.23	26.17	44.06	105.20	-34.97	153	359	Peak	Vertical	
9	5926.50	58.97	14.76	44.21	68.20	-9.23	153	359	Peak	Vertical	

802.11ax HE40

CH 151 (Horizontal) Peak

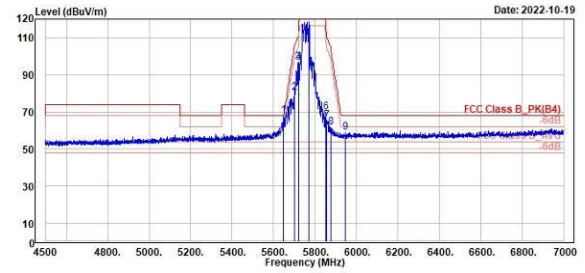
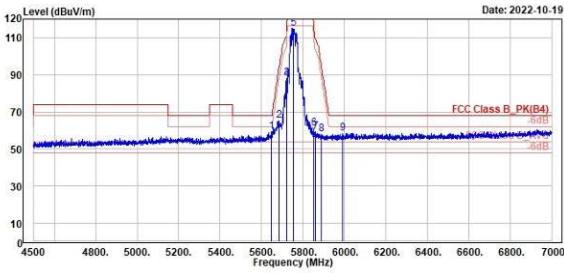
CH 151 (Vertical) Peak



TÜV Rheinland Taiwan Ltd.
No. 438-18, Sec 2, Fenhiao, Linkou Dist., New Taipei City 244, Taiwan(R.O.C.)
Tel: +886-2172-1000 Fax: +886-2172-1322



TÜV Rheinland Taiwan Ltd.
No. 438-18, Sec 2, Fenhiao, Linkou Dist., New Taipei City 244, Taiwan(R.O.C.)
Tel: +886-2172-1000 Fax: +886-2172-1322



Peak	Freq (MHz)	Level (dBuV/m)	Read Level (dBuV)	Factor (dB/m)	Limit Line (dBuV/m)	Over Limit (dB)	APos (cm)	TPos (deg)	Remark	Pol/Phase	Note
1	5646.50	59.46	16.04	43.42	68.20	-8.74	320	269	Peak	Horizontal	
2	5683.00	65.05	21.47	43.58	92.66	-27.61	320	269	Peak	Horizontal	
3	5720.00	87.92	44.24	43.68	110.80	-22.88	320	269	Peak	Horizontal	
4	5720.00	87.92	44.24	43.68	110.80	-22.88	320	269	Peak	Horizontal	
5	5755.00	115.03	71.31	43.72	122.20	-7.17	320	269	Peak	Horizontal	
6	5853.00	61.10	17.09	44.01	115.36	-54.26	320	269	Peak	Horizontal	
7	5861.50	59.45	15.43	44.02	108.98	-49.53	320	269	Peak	Horizontal	
8	5889.50	57.88	13.77	44.11	94.44	-36.56	320	269	Peak	Horizontal	
9	5993.00	58.47	13.90	44.57	68.20	-9.73	320	269	Peak	Horizontal	

Peak	Freq (MHz)	Level (dBuV/m)	Read Level (dBuV)	Factor (dB/m)	Limit Line (dBuV/m)	Over Limit (dB)	APos (cm)	TPos (deg)	Remark	Pol/Phase	Note
1	5648.00	68.04	24.62	43.42	68.20	-0.16	159	2	Peak	Vertical	
2	5699.50	80.14	36.48	43.66	104.83	-24.69	159	2	Peak	Vertical	
3	5719.50	96.63	52.95	43.68	110.66	-14.03	159	2	Peak	Vertical	
4	5721.50	96.72	53.04	43.68	114.22	-17.50	159	2	Peak	Vertical	
5	5770.50	118.61	74.85	43.76	122.20	-3.59	159	2	Peak	Vertical	
6	5852.00	69.93	25.94	43.99	117.64	-47.71	159	2	Peak	Vertical	
7	5857.50	65.44	21.43	44.01	110.10	-44.66	159	2	Peak	Vertical	
8	5877.50	61.46	17.39	44.07	103.34	-41.88	159	2	Peak	Vertical	
9	5947.00	58.89	14.63	44.26	68.20	-9.31	159	2	Peak	Vertical	

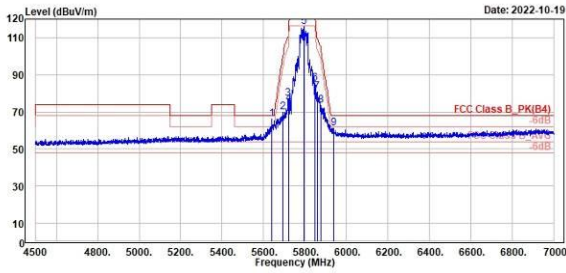
802.11ax HE40

CH 159 (Horizontal) Peak

CH 159 (Vertical) Peak



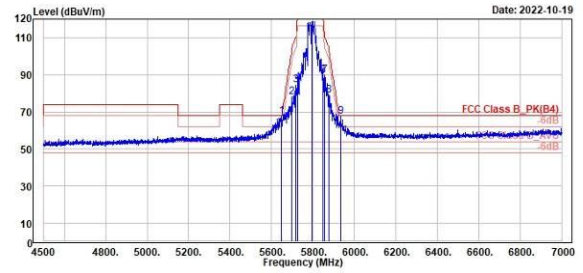
TUV Rheinland Taiwan Ltd.
No. 438-18, Sec 2, Fenliao, Linkou Dist., New Taipei City 244, Taiwan(R.O.C.)
Tel: +886-2172-1000 Fax: +886-2172-1322



Peak	Freq (MHz)	Level (dBuV/m)	Read Level (dBuV)	Factor (dB/m)	Limit Line (dBuV/m)	Over Limit (dB)	APos (cm)	TPos (deg)	Remark	Pol/Phase	Note
1	5639.00	66.26	22.85	43.41	68.20	-1.94	318	294	Peak	Horizontal	
2	5693.00	69.72	26.09	43.63	109.04	-30.32	318	294	Peak	Horizontal	
3	5719.50	77.06	33.38	43.68	110.66	-33.60	318	294	Peak	Horizontal	
4	5720.00	74.38	30.70	43.68	110.80	-36.42	318	294	Peak	Horizontal	
5	5794.50	115.93	72.09	43.84	122.20	-6.27	318	294	Peak	Horizontal	
6	5850.00	85.17	41.18	43.99	122.20	-37.03	318	294	Peak	Horizontal	
7	5858.50	80.68	36.66	44.02	109.82	-29.14	318	294	Peak	Horizontal	
8	5876.50	73.60	29.53	44.07	104.09	-30.49	318	294	Peak	Horizontal	
9	5937.00	61.15	16.91	44.24	68.20	-7.05	318	294	Peak	Horizontal	



TUV Rheinland Taiwan Ltd.
No. 438-18, Sec 2, Fenliao, Linkou Dist., New Taipei City 244, Taiwan(R.O.C.)
Tel: +886-2172-1000 Fax: +886-2172-1322



Peak	Freq (MHz)	Level (dBuV/m)	Read Level (dBuV)	Factor (dB/m)	Limit Line (dBuV/m)	Over Limit (dB)	APos (cm)	TPos (deg)	Remark	Pol/Phase	Note
1	5646.50	67.30	23.88	43.42	68.20	-0.90	181	4	Peak	Vertical	
2	5697.50	77.91	34.26	43.65	103.36	-25.45	181	4	Peak	Vertical	
3	5718.00	84.56	40.88	43.68	110.24	-25.68	181	4	Peak	Vertical	
4	5725.00	85.98	42.29	43.69	122.20	-36.22	181	4	Peak	Vertical	
5	5795.00	118.73	74.89	43.84	122.20	-3.47	181	4	Peak	Vertical	
6	5850.00	89.32	45.33	43.99	122.20	-32.88	181	4	Peak	Vertical	
7	5858.00	89.66	45.64	44.02	109.96	-20.30	181	4	Peak	Vertical	
8	5877.50	78.79	34.72	44.07	103.34	-24.55	181	4	Peak	Vertical	
9	5933.00	67.75	23.52	44.23	68.20	-0.45	181	4	Peak	Vertical	

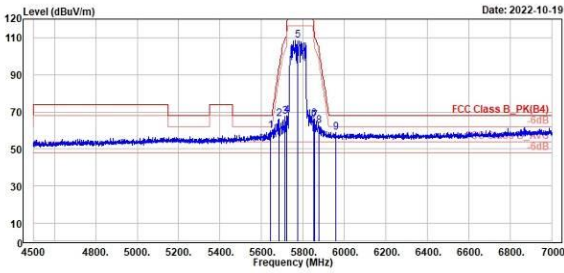
802.11ax HE80

CH 155 (Horizontal) Peak

CH 155 (Vertical) Peak



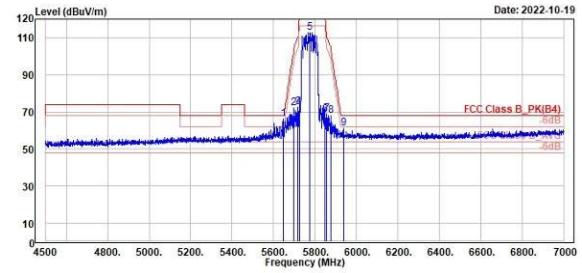
TUV Rheinland Taiwan Ltd.
No. 438-18, Sec 2, Fenliao, Linkou Dist., New Taipei City 244, Taiwan(R.O.C.)
Tel: +886-2172-1000 Fax: +886-2172-1322



	Read	Limit	Over	APos	TPos	Remark	Pol/Phase	Note
1	2	3	4	5	6	7	8	9
Freq	Level	Level Factor	Line	Limit	Limit			
MHz	dBuV/m	dBuV	dB/m	dBuV/m	dB	cm	deg	
5642.00	59.93	16.51	43.42	68.20	-8.27	100	288	Peak Horizontal
5684.50	66.13	22.54	43.59	93.76	-27.63	100	288	Peak Horizontal
5713.50	67.69	24.01	43.68	108.98	-41.29	100	288	Peak Horizontal
5723.00	67.82	24.14	43.68	117.64	-49.82	100	288	Peak Horizontal
5775.00	108.52	64.74	43.78	122.20	-13.68	100	288	Peak Horizontal
5852.00	66.22	22.23	43.99	117.64	-51.42	100	288	Peak Horizontal
5855.00	65.16	21.15	44.01	118.80	-45.64	100	288	Peak Horizontal
5876.00	62.46	18.40	44.06	104.46	-42.00	100	288	Peak Horizontal
5957.50	58.83	14.51	44.32	68.20	-9.37	100	288	Peak Horizontal



TUV Rheinland Taiwan Ltd.
No. 438-18, Sec 2, Fenliao, Linkou Dist., New Taipei City 244, Taiwan(R.O.C.)
Tel: +886-2172-1000 Fax: +886-2172-1322



	Read	Limit	Over	APos	TPos	Remark	Pol/Phase	Note
1	2	3	4	5	6	7	8	9
Freq	Level	Level Factor	Line	Limit	Limit			
MHz	dBuV/m	dBuV	dB/m	dBuV/m	dB	cm	deg	
5646.00	66.04	22.62	43.42	68.20	-2.16	164	6	Peak Vertical
5696.50	72.15	28.50	43.65	102.62	-30.47	164	6	Peak Vertical
5717.00	72.33	28.65	43.68	109.96	-37.63	164	6	Peak Vertical
5723.50	72.37	28.69	43.68	118.78	-46.41	164	6	Peak Vertical
5775.00	112.66	68.88	43.78	122.20	-9.54	164	6	Peak Vertical
5850.00	68.23	24.24	43.99	122.20	-53.97	164	6	Peak Vertical
5857.50	68.83	24.82	44.01	118.18	-41.27	164	6	Peak Vertical
5877.00	68.20	24.13	44.07	103.71	-35.51	164	6	Peak Vertical
5937.00	60.96	16.72	44.24	68.20	-7.24	164	6	Peak Vertical

Spurious Emissions, Tx Mode, 9kHz ~ 30MHz
U-NII-3

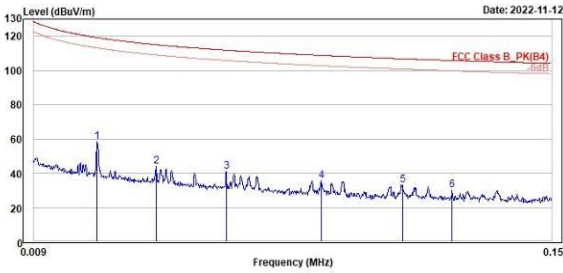
802.11ax HE20

CH 157(Open) (9kHz ~ 150kHz)

CH 157(Open) (150kHz ~ 30MHz)



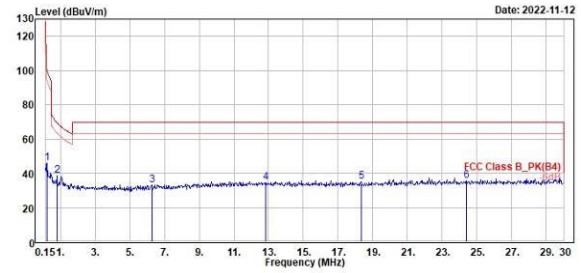
TUV Rheinland Taiwan Ltd.
No. 438-18, Sec 2, Fenliao, Linkou Dist., New Taipei City 244, Taiwan(R.O.C.)
Tel: +886-2172-1000 Fax: +886-2172-1322



Peak	Freq (MHz)	Level (dBuV/m)	Read Level (dBuV)	Level Factor (dB/m)	Limit Line (dBuV/m)	Over Limit (dB)	APos (cm)	TPos (deg)	Remark	Pol/Phase	Note
1	0.026	58.53	39.35	19.18	119.18	-60.65	100	104	QP	Open	
2	0.042	44.15	24.76	19.39	115.07	-70.92	100	281	QP	Open	
3	0.061	41.17	22.11	19.06	111.82	-70.65	100	294	QP	Open	
4	0.087	35.64	17.15	18.49	108.78	-73.14	100	263	QP	Open	
5	0.109	33.27	15.02	18.25	106.82	-73.55	100	275	QP	Open	
6	0.123	29.99	11.69	18.30	105.00	-75.01	100	265	QP	Open	



TUV Rheinland Taiwan Ltd.
No. 438-18, Sec 2, Fenliao, Linkou Dist., New Taipei City 244, Taiwan(R.O.C.)
Tel: +886-2172-1000 Fax: +886-2172-1322



Peak	Freq (MHz)	Level (dBuV/m)	Read Level (dBuV)	Level Factor (dB/m)	Limit Line (dBuV/m)	Over Limit (dB)	APos (cm)	TPos (deg)	Remark	Pol/Phase	Note
1	0.240	45.86	27.14	18.72	100.01	-54.15	100	2	QP	Open	
2	0.887	38.43	19.29	19.14	69.36	-30.93	100	224	QP	Open	
3	6.269	32.88	12.99	19.89	69.50	-36.62	100	44	QP	Open	
4	12.836	34.74	13.04	21.70	69.50	-34.76	100	354	QP	Open	
5	18.329	34.99	12.91	22.08	69.50	-34.51	100	321	QP	Open	
6	24.388	35.59	13.19	22.40	69.50	-33.91	100	351	QP	Open	

Spurious Emissions, Tx Mode, 30MHz ~ 1GHz
U-NII-3

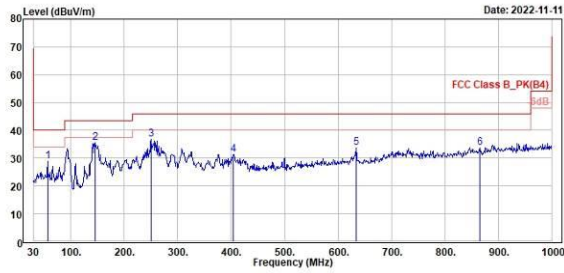
802.11ax HE20

CH 157 (Horizontal)

CH 157 (Vertical)



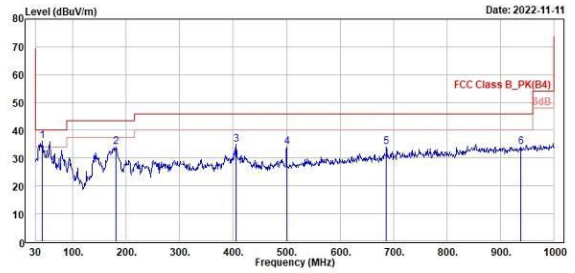
TUV Rheinland Taiwan Ltd.
No. 438-18, Sec 2, Fenliao, Linkou Dist., New Taipei City 244, Taiwan(R.O.C.)
Tel: +886-2172-1000 Fax: +886-2172-1322



No.	Freq MHz	Level dBuV/m	Read		Limit		APos	TPos	Remark	Pol/Phase	Note
			Level Factor	dBuV	Line	Limit					
1	56.198	28.88	35.56	-6.68	48.00	-11.12	490	263	QP	Horizontal	
2	145.438	35.52	41.75	-6.23	43.58	-7.98	290	264	QP	Horizontal	
3	250.198	36.86	43.33	-6.47	46.00	-9.14	100	260	QP	Horizontal	
4	404.420	31.46	34.35	-2.89	46.00	-14.54	100	128	QP	Horizontal	
5	633.348	33.73	33.10	0.63	46.00	-12.27	100	301	QP	Horizontal	
6	865.178	33.91	29.61	4.30	46.00	-12.09	100	35	QP	Horizontal	



TUV Rheinland Taiwan Ltd.
No. 438-18, Sec 2, Fenliao, Linkou Dist., New Taipei City 244, Taiwan(R.O.C.)
Tel: +886-2172-1000 Fax: +886-2172-1322



No.	Freq MHz	Level dBuV/m	Read		Limit		APos	TPos	Remark	Pol/Phase	Note
			Level Factor	dBuV	Line	Limit					
1	42.610	36.16	42.23	-6.07	48.00	-3.84	100	10	QP	Vertical	
2	180.350	34.00	41.43	-7.43	43.50	-9.50	100	288	QP	Vertical	
3	405.390	34.88	37.76	-2.88	46.00	-11.12	100	173	QP	Vertical	
4	500.450	33.94	35.70	-1.76	46.00	-12.06	100	186	QP	Vertical	
5	686.690	33.99	32.55	1.44	46.00	-12.01	150	360	QP	Vertical	
6	938.890	34.18	28.93	5.25	46.00	-11.82	200	24	QP	Vertical	

Spurious Emissions, Tx Mode, 1GHz ~ 40GHz
U-NII-1

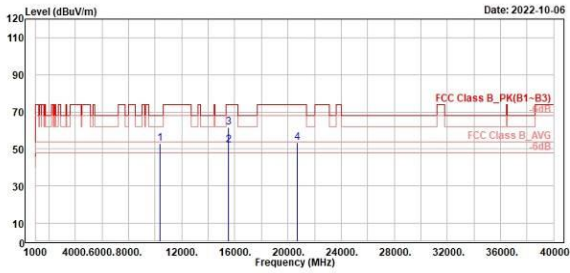
802.11a

CH 36 (Horizontal)

CH 36 (Vertical)



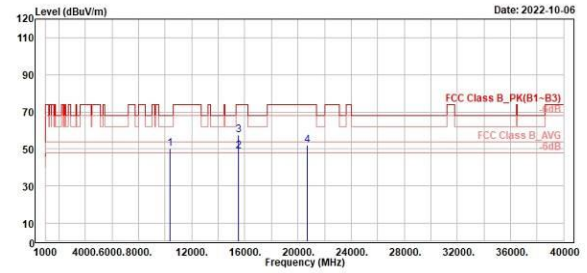
TUV Rheinland Taiwan Ltd.
No. 438-18, Sec 2, Fenfiao, Linkou Dist., New Taipei City 244, Taiwan(R.O.C.)
Tel: +886-2172-1000 Fax: +886-2172-1322



Read	Limit	Over	APos	TPos	Remark	Pol/Phase	Note
Level	Line	Limit					
Factor							
dBuV	dB/m	dBuV/m	dB	cm	deg		
53.04	-3.51	68.28	-15.16	290	25 Peak	Horizontal	
48.51	3.71	54.00	-1.78	104	346 Average	Horizontal	
61.78	3.71	74.00	-12.22	104	346 Peak	Horizontal	
53.33	-0.18	74.00	-20.67	100	8 Peak	Horizontal	



TUV Rheinland Taiwan Ltd.
No. 438-18, Sec 2, Fenfiao, Linkou Dist., New Taipei City 244, Taiwan(R.O.C.)
Tel: +886-2172-1000 Fax: +886-2172-1322



Read	Limit	Over	APos	TPos	Remark	Pol/Phase	Note
Level	Line	Limit					
Factor							
dBuV	dB/m	dBuV/m	dB	cm	deg		
50.37	-3.51	68.28	-17.83	300	308 Peak	Vertical	
48.86	3.71	54.00	-5.14	274	355 Average	Vertical	
57.53	3.71	74.00	-16.47	274	355 Peak	Vertical	
52.09	-0.18	74.00	-21.91	300	360 Peak	Vertical	

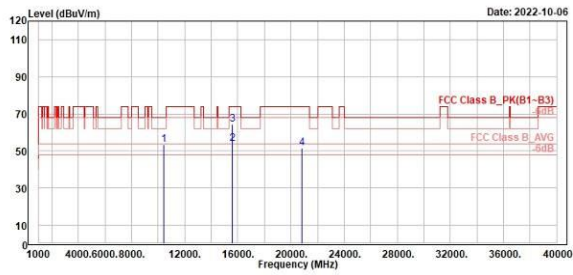
802.11a

CH 40 (Horizontal)

CH 40 (Vertical)



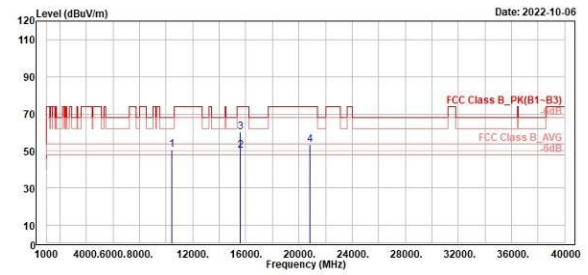
TUV Rheinland Taiwan Ltd.
No. 438-18, Sec 2, Fenliao, Linkou Dist., New Taipei City 244, Taiwan(R.O.C.)
Tel: +886-2172-1000 Fax: +886-2172-1322



Read	Limit	Over	APos	TPos	Remark	Pol/Phase	Note
Level	Line	Limit					
Factor							
dB/m	dBuV/m	dB	cm	deg			
53.35	56.77	-3.42	68.28	-14.85	390	22 Peak	Horizontal
53.77	58.15	3.62	54.08	-0.23	190	354 Average	Horizontal
64.38	68.68	3.62	74.00	-9.70	100	354 Peak	Horizontal
51.66	51.66	0.00	74.00	-22.34	137	78 Peak	Horizontal



TUV Rheinland Taiwan Ltd.
No. 438-18, Sec 2, Fenliao, Linkou Dist., New Taipei City 244, Taiwan(R.O.C.)
Tel: +886-2172-1000 Fax: +886-2172-1322



Read	Limit	Over	APos	TPos	Remark	Pol/Phase	Note
Level	Line	Limit					
Factor							
dB/m	dBuV/m	dB	cm	deg			
50.87	54.29	-3.42	68.28	-17.33	390	388 Peak	Vertical
50.38	46.76	3.62	54.08	-3.62	285	355 Average	Vertical
60.22	56.60	3.62	74.00	-13.78	285	355 Peak	Vertical
53.21	53.21	0.00	74.00	-20.79	100	232 Peak	Vertical

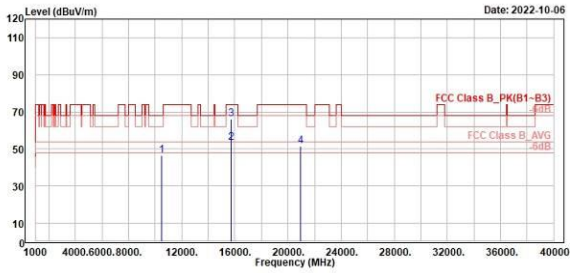
802.11a

CH 48 (Horizontal)

CH 48 (Vertical)



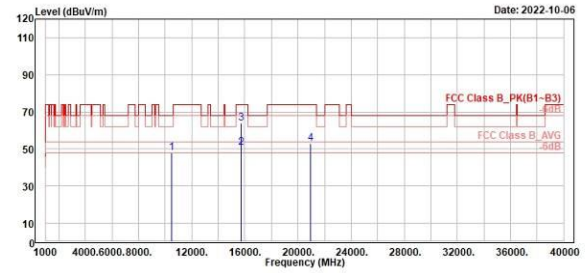
TUV Rheinland Taiwan Ltd.
No. 438-18, Sec 2, Fenliao, Linkou Dist., New Taipei City 244, Taiwan(R.O.C.)
Tel: +886-2172-1000 Fax: +886-2172-1322



Read	Level	Factor	Limit	Over	APos	TPos	Remark	Pol/Phase	Note
MHz	dBuV/m	dBuV	dB/m	dBuV/m	dB	cm	deg		
1	10480.00	46.71	49.95	-3.24	68.28	-21.49	125	360 Peak	Horizontal
2	15720.00	53.26	49.24	4.02	54.00	-0.74	125	360 Average	Horizontal
3	15720.00	66.09	62.07	4.02	74.00	-7.91	125	360 Peak	Horizontal
4	20960.00	51.44	51.12	0.32	74.00	-22.56	168	63 Peak	Horizontal



TUV Rheinland Taiwan Ltd.
No. 438-18, Sec 2, Fenliao, Linkou Dist., New Taipei City 244, Taiwan(R.O.C.)
Tel: +886-2172-1000 Fax: +886-2172-1322



Read	Level	Factor	Limit	Over	APos	TPos	Remark	Pol/Phase	Note
MHz	dBuV/m	dBuV	dB/m	dBuV/m	dB	cm	deg		
1	10480.00	47.79	51.03	-3.24	68.20	-20.41	277	354 Peak	Vertical
2	15720.00	50.86	46.84	4.02	54.00	-3.14	277	354 Average	Vertical
3	15720.00	63.71	59.69	4.02	74.00	-10.29	277	354 Peak	Vertical
4	20960.00	53.07	52.75	0.32	74.00	-20.93	163	125 Peak	Vertical

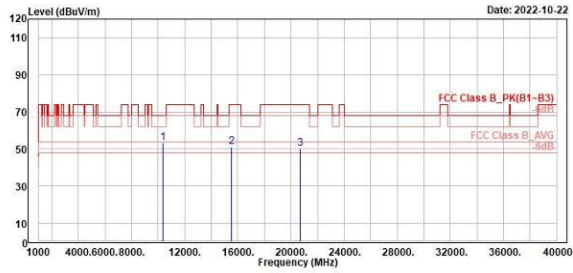
802.11ax HE20

CH 36 (Horizontal)

CH 36 (Vertical)



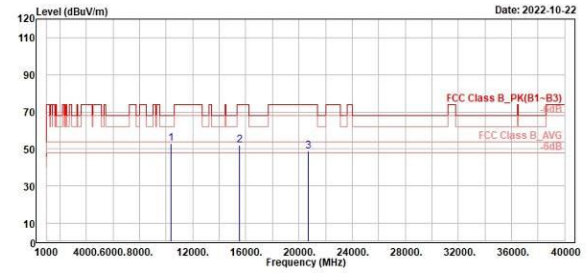
TUV Rheinland Taiwan Ltd.
No. 438-18, Sec 2, Fenliao, Linkou Dist., New Taipei City 244, Taiwan(R.O.C.)
Tel: +886-2172-1000 Fax: +886-2172-1322



Peak	Freq (MHz)	Level (dBuV/m)	Read Level (dBuV)	Factor (dB/m)	Limit Line (dBuV/m)	Over Limit (dB)	APos (cm)	TPos (deg)	Remark	Pol/Phase	Note
1	18360.00	53.39	56.90	-3.51	68.20	-14.81	200	28	Peak	Horizontal	
2	15540.00	50.98	47.27	3.71	74.00	-23.02	200	347	Peak	Horizontal	
3	20720.00	50.10	50.28	-0.18	74.00	-23.90	100	19	Peak	Horizontal	



TUV Rheinland Taiwan Ltd.
No. 438-18, Sec 2, Fenliao, Linkou Dist., New Taipei City 244, Taiwan(R.O.C.)
Tel: +886-2172-1000 Fax: +886-2172-1322



Peak	Freq (MHz)	Level (dBuV/m)	Read Level (dBuV)	Factor (dB/m)	Limit Line (dBuV/m)	Over Limit (dB)	APos (cm)	TPos (deg)	Remark	Pol/Phase	Note
1	18360.00	53.11	56.62	-3.51	68.20	-15.09	100	25	Peak	Vertical	
2	15540.00	52.01	48.30	3.71	74.00	-21.99	198	360	Peak	Vertical	
3	20720.00	49.04	49.22	-0.18	74.00	-24.96	100	360	Peak	Vertical	

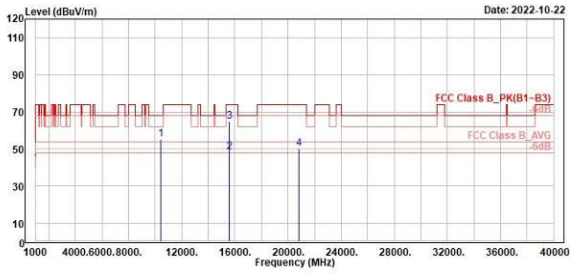
802.11ax HE20

CH 40 (Horizontal)

CH 40 (Vertical)



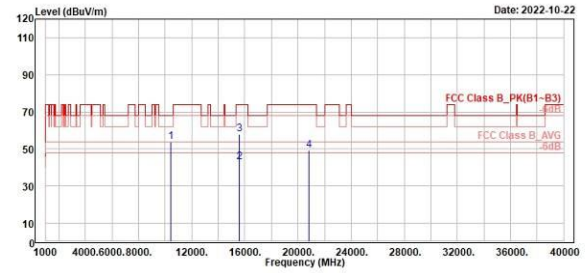
TUV Rheinland Taiwan Ltd.
No. 438-18, Sec 2, Fenliao, Linkou Dist., New Taipei City 244, Taiwan(R.O.C.)
Tel: +886-2172-1000 Fax: +886-2172-1322



Read	Limit	Over	APos	TPos	Remark	Pol/Phase	Note
Level	Line	Limit					
Factor							
dBuV	dBuV/m	dB	cm	deg			
55.18	58.60	-3.42	68.20	-13.02	346	15 Peak	Horizontal
48.48	44.86	3.62	54.00	-5.52	100	360 Average	Horizontal
64.00	61.18	3.62	74.00	-9.20	100	360 Peak	Horizontal
50.18	50.18	0.00	74.00	-23.82	100	16 Peak	Horizontal



TUV Rheinland Taiwan Ltd.
No. 438-18, Sec 2, Fenliao, Linkou Dist., New Taipei City 244, Taiwan(R.O.C.)
Tel: +886-2172-1000 Fax: +886-2172-1322



Read	Limit	Over	APos	TPos	Remark	Pol/Phase	Note
Level	Line	Limit					
Factor							
dBuV	dBuV/m	dB	cm	deg			
53.91	57.33	-3.42	68.20	-14.29	300	307 Peak	Vertical
42.78	39.16	3.62	54.00	-11.22	302	349 Average	Vertical
57.98	54.36	3.62	74.00	-16.02	302	349 Peak	Vertical
49.06	49.06	0.00	74.00	-24.94	103	360 Peak	Vertical

802.11ax HE20

CH 48 (Horizontal)

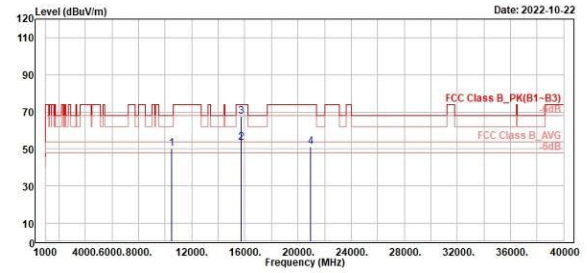
CH 48 (Vertical)



TÜV Rheinland Taiwan Ltd.
No. 438-18, Sec 2, Fenliao, Linkou Dist., New Taipei City 244, Taiwan(R.O.C.)
Tel: +886-2172-1000 Fax: +886-2172-1322



TÜV Rheinland Taiwan Ltd.
No. 438-18, Sec 2, Fenliao, Linkou Dist., New Taipei City 244, Taiwan(R.O.C.)
Tel: +886-2172-1000 Fax: +886-2172-1322



Read	Limit	Over	APos	TPos	Remark	Pol/Phase	Note
Level	Line	Limit					
Factor							
dBuV	dBuV/m	dB	cm	deg			
55.79	68.20	-15.65	322	3	Peak	Horizontal	
49.49	54.00	-0.49	102	360	Average	Horizontal	
64.59	74.00	-5.39	102	360	Peak	Horizontal	
47.54	74.00	-26.14	100	18	Peak	Horizontal	

Read	Limit	Over	APos	TPos	Remark	Pol/Phase	Note
Level	Line	Limit					
Factor							
dBuV	dBuV/m	dB	cm	deg			
53.37	68.20	-18.07	200	303	Peak	Vertical	
49.17	54.00	-0.81	300	43	Average	Vertical	
63.66	74.00	-6.32	300	43	Peak	Vertical	
50.90	74.00	-22.78	200	6	Peak	Vertical	

802.11ax HE40

CH 38 (Horizontal)

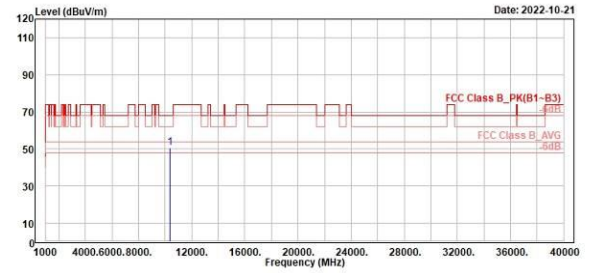
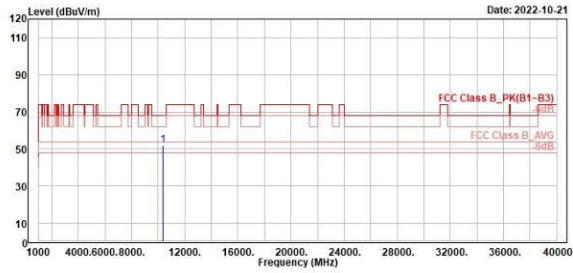
CH 38 (Vertical)



TUV Rheinland Taiwan Ltd.
No. 438-18, Sec 2, Fenliao, Linkou Dist., New Taipei City 244, Taiwan(R.O.C.)
Tel: +886-2172-1000 Fax: +886-2172-1322



TUV Rheinland Taiwan Ltd.
No. 438-18, Sec 2, Fenliao, Linkou Dist., New Taipei City 244, Taiwan(R.O.C.)
Tel: +886-2172-1000 Fax: +886-2172-1322



Freq	Level	Read Level	Factor	Limit Line	Over Limit	APos	TPos	Remark	Pol/Phase	Note
MHz	dBuV/m	dBuV	dB/m	dBuV/m	dB	cm	deg			
1 10380.00	52.11	55.58	-3.47	68.20	-16.09	212	33	Peak	Horizontal	

Freq	Level	Read Level	Factor	Limit Line	Over Limit	APos	TPos	Remark	Pol/Phase	Note
MHz	dBuV/m	dBuV	dB/m	dBuV/m	dB	cm	deg			
1 10380.00	50.85	54.32	-3.47	68.20	-17.35	200	318	Peak	Vertical	

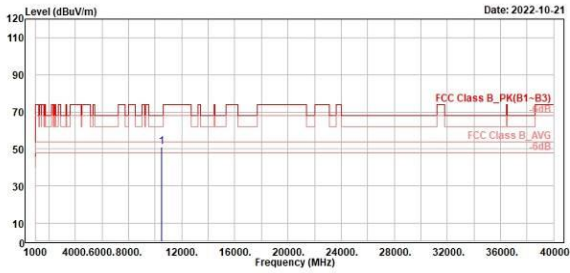
802.11ax HE40

CH 46 (Horizontal)

CH 46 (Vertical)



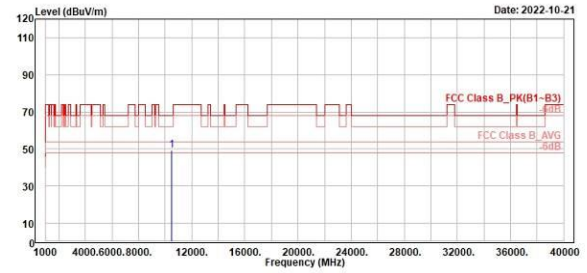
TUV Rheinland Taiwan Ltd.
No. 438-18, Sec 2, Fenliao, Linkou Dist., New Taipei City 244, Taiwan(R.O.C.)
Tel: +886-2172-1000 Fax: +886-2172-1322



Read	Limit	Over	APos	TPos	Remark	Pol/Phase	Note
Freq	Level	Level Factor	Line	Limit			
MHz	dBuV/m	dBuV	dB/m	dBuV/m	dB	cm	deg
1 10460.00	51.15	54.43	-3.28	68.20	-17.05	200	299 Peak Horizontal



TUV Rheinland Taiwan Ltd.
No. 438-18, Sec 2, Fenliao, Linkou Dist., New Taipei City 244, Taiwan(R.O.C.)
Tel: +886-2172-1000 Fax: +886-2172-1322



Read	Limit	Over	APos	TPos	Remark	Pol/Phase	Note
Freq	Level	Level Factor	Line	Limit			
MHz	dBuV/m	dBuV	dB/m	dBuV/m	dB	cm	deg
1 10460.00	49.39	52.67	-3.28	68.20	-18.81	300	173 Peak Vertical

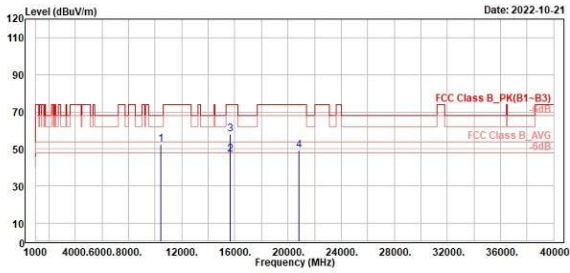
802.11ax HE80

CH 42 (Horizontal)

CH 42 (Vertical)



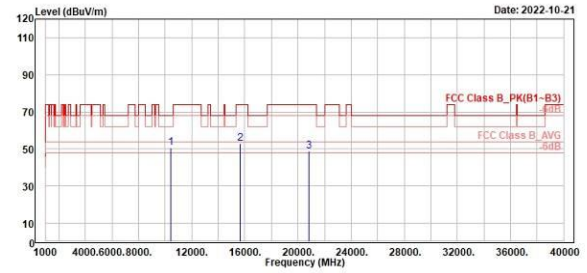
TUV Rheinland Taiwan Ltd.
No. 438-18, Sec 2, Fenliao, Linkou Dist., New Taipei City 244, Taiwan(R.O.C.)
Tel: +886-2172-1000 Fax: +886-2172-1322



Read	Limit	Over	APos	TPos	Remark	Pol/Phase	Note
Level	Line	Limit					
Factor							
dBuV	dBuV/m	dB	cm	deg			
55.71	68.20	-15.87	300	38	Peak	Horizontal	
43.44	54.00	-6.84	100	356	Average	Horizontal	
54.13	74.00	-16.13	100	356	Peak	Horizontal	
49.14	74.00	-24.77	200	360	Peak	Horizontal	

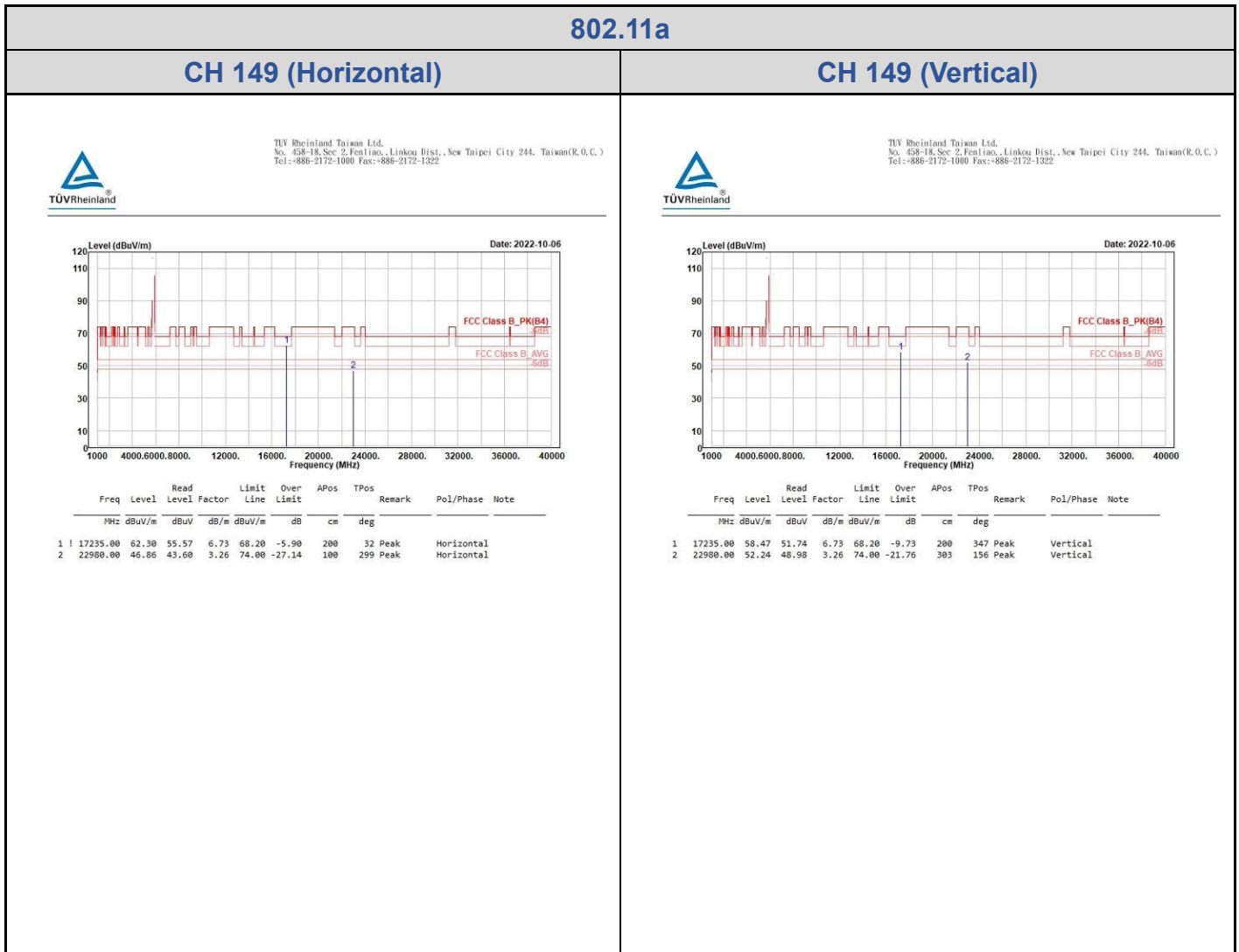


TUV Rheinland Taiwan Ltd.
No. 438-18, Sec 2, Fenliao, Linkou Dist., New Taipei City 244, Taiwan(R.O.C.)
Tel: +886-2172-1000 Fax: +886-2172-1322



Read	Limit	Over	APos	TPos	Remark	Pol/Phase	Note
Level	Line	Limit					
Factor							
dBuV	dBuV/m	dB	cm	deg			
54.19	68.20	-17.39	300	308	Peak	Vertical	
49.08	74.00	-21.29	300	46	Peak	Vertical	
48.83	74.00	-25.08	288	360	Peak	Vertical	

U-NII-3



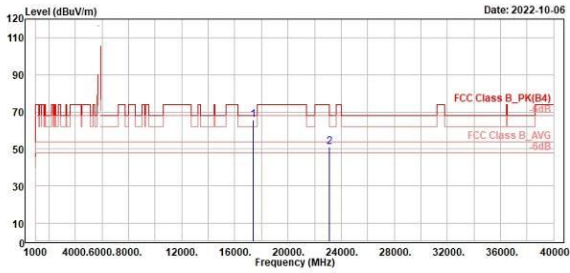
802.11a

CH 157 (Horizontal)

CH 157 (Vertical)



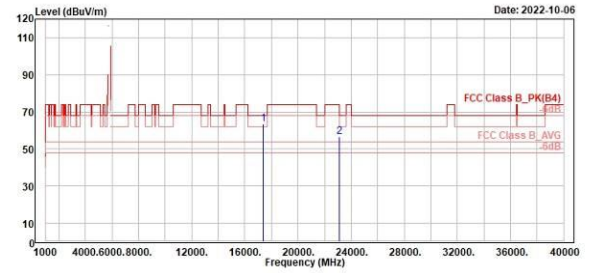
TÜV Rheinland Taiwan Ltd.
No. 438-18, Sec 2, Fenliao, Linkou Dist., New Taipei City 244, Taiwan(R.O.C.)
Tel: +886-2172-1000 Fax: +886-2172-1322



Freq	Level	Read Level	Factor	Limit Line	Over Limit	APos	TPos	Remark	Pol/Phase	Note
MHz	dBuV/m	dBuV	dB/m	dBuV/m	dB	cm	deg			
1 17355.00	65.67	58.76	6.91	68.20	-2.53	100	357	Peak	Horizontal	
2 23140.00	59.50	47.53	3.37	68.20	-17.30	100	353	Peak	Horizontal	



TÜV Rheinland Taiwan Ltd.
No. 438-18, Sec 2, Fenliao, Linkou Dist., New Taipei City 244, Taiwan(R.O.C.)
Tel: +886-2172-1000 Fax: +886-2172-1322



Freq	Level	Read Level	Factor	Limit Line	Over Limit	APos	TPos	Remark	Pol/Phase	Note
MHz	dBuV/m	dBuV	dB/m	dBuV/m	dB	cm	deg			
1 17355.00	63.27	56.36	6.91	68.20	-4.93	300	318	Peak	Vertical	
2 23140.00	56.59	53.22	3.37	68.20	-11.61	225	360	Peak	Vertical	

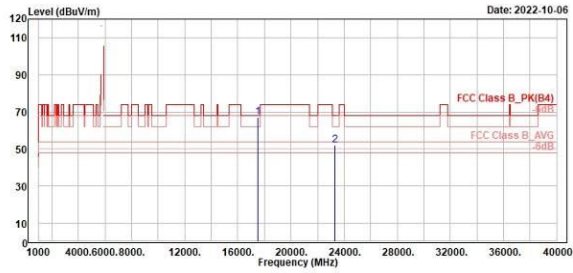
802.11a

CH 165 (Horizontal)

CH 165 (Vertical)



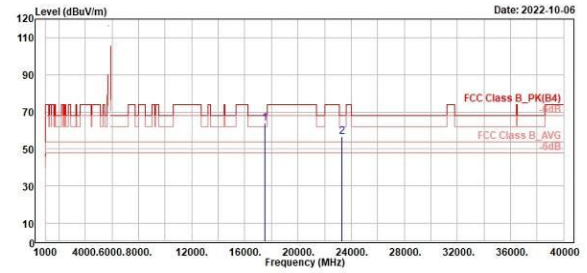
TÜV Rheinland Taiwan Ltd.
No. 438-18, Sec 2, Fenliao, Linkou Dist., New Taipei City 244, Taiwan(R.O.C.)
Tel: +886-2172-1000 Fax: +886-2172-1322



Freq	Level	Read Level	Factor	Limit Line	Over Limit	APos	TPos	Remark	Pol/Phase	Note
MHz	dBuV/m	dBuV	dB/m	dBuV/m	dB	cm	deg			
1 17475.00	67.20	68.25	6.95	68.20	-1.00	100	74	Peak	Horizontal	
2 23300.00	52.15	48.73	3.42	68.20	-16.05	200	320	Peak	Horizontal	



TÜV Rheinland Taiwan Ltd.
No. 438-18, Sec 2, Fenliao, Linkou Dist., New Taipei City 244, Taiwan(R.O.C.)
Tel: +886-2172-1000 Fax: +886-2172-1322



Freq	Level	Read Level	Factor	Limit Line	Over Limit	APos	TPos	Remark	Pol/Phase	Note
MHz	dBuV/m	dBuV	dB/m	dBuV/m	dB	cm	deg			
1 17475.00	63.96	57.01	6.95	68.20	-4.24	200	351	Peak	Vertical	
2 23300.00	56.75	53.33	3.42	68.20	-11.45	300	360	Peak	Vertical	

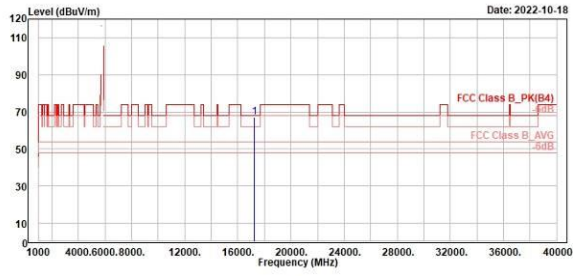
802.11ax HE20

CH 149 (Horizontal)

CH 149 (Vertical)



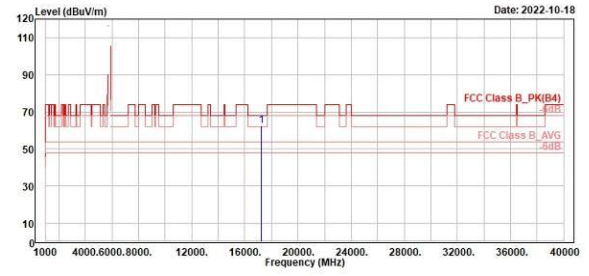
TÜV Rheinland Taiwan Ltd.
No. 438-18, Sec 2, Fenliao, Linkou Dist., New Taipei City 244, Taiwan(R.O.C.)
Tel: +886-2172-1000 Fax: +886-2172-1322



Freq	Level	Read Level	Factor	Limit Line	Over Limit	APos	TPos	Remark	Pol/Phase	Note
MHz	dBuV/m	dBuV	dB/m	dBuV/m	dB	cm	deg			
1 17235.00	67.09	60.36	6.73	68.20	-1.11	200	18	Peak	Horizontal	



TÜV Rheinland Taiwan Ltd.
No. 438-18, Sec 2, Fenliao, Linkou Dist., New Taipei City 244, Taiwan(R.O.C.)
Tel: +886-2172-1000 Fax: +886-2172-1322



Freq	Level	Read Level	Factor	Limit Line	Over Limit	APos	TPos	Remark	Pol/Phase	Note
MHz	dBuV/m	dBuV	dB/m	dBuV/m	dB	cm	deg			
1 17235.00	62.57	55.84	6.73	68.20	-5.63	300	32	Peak	Vertical	

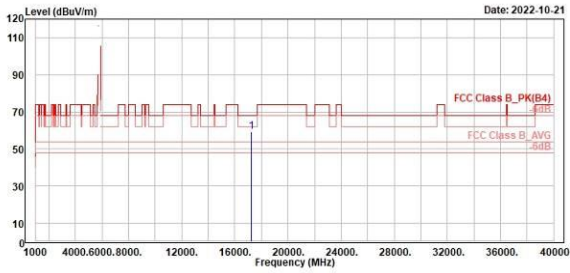
802.11ax HE20

CH 157 (Horizontal)

CH 157 (Vertical)



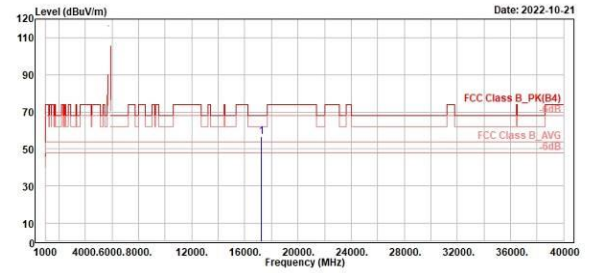
TUV Rheinland Taiwan Ltd.
No. 438-18, Sec 2, Fenliao, Linkou Dist., New Taipei City 244, Taiwan(R.O.C.)
Tel: +886-2172-1000 Fax: +886-2172-1322



Freq	Level	Read Level	Factor	Limit Line	Over Limit	APos	TPos	Remark	Pol/Phase	Note
MHz	dBuV/m	dBuV	dB/m	dBuV/m	dB	cm	deg			
1 17265.00	59.12	52.31	6.81	68.20	-9.08	200	18	Peak	Horizontal	



TUV Rheinland Taiwan Ltd.
No. 438-18, Sec 2, Fenliao, Linkou Dist., New Taipei City 244, Taiwan(R.O.C.)
Tel: +886-2172-1000 Fax: +886-2172-1322



Freq	Level	Read Level	Factor	Limit Line	Over Limit	APos	TPos	Remark	Pol/Phase	Note
MHz	dBuV/m	dBuV	dB/m	dBuV/m	dB	cm	deg			
1 17265.00	56.42	49.61	6.81	68.20	-11.78	300	29	Peak	Vertical	

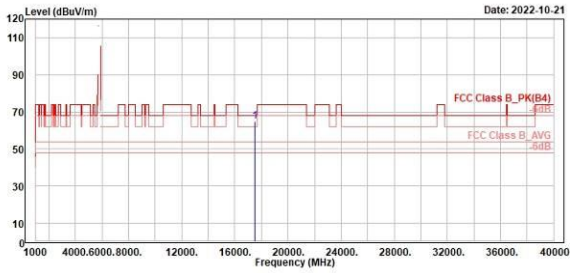
802.11ax HE20

CH 165 (Horizontal)

CH 165 (Vertical)



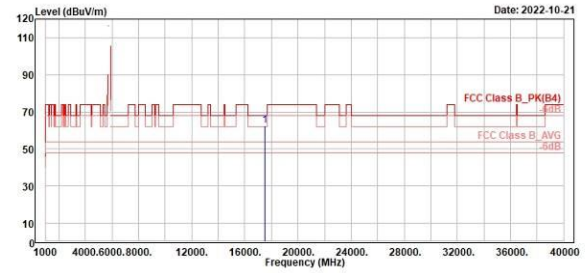
TÜV Rheinland Taiwan Ltd.
No. 438-18, Sec 2, Fenliao, Linkou Dist., New Taipei City 244, Taiwan(R.O.C.)
Tel: +886-2172-1000 Fax: +886-2172-1322



Freq	Level	Read Level	Factor	Limit Line	Over Limit	APos	TPos	Remark	Pol/Phase	Note
MHz	dBuV/m	dBuV	dB/m	dBuV/m	dB	cm	deg			
1 17475.00	65.01	58.06	6.95	68.20	-3.19	100	273	Peak	Horizontal	



TÜV Rheinland Taiwan Ltd.
No. 438-18, Sec 2, Fenliao, Linkou Dist., New Taipei City 244, Taiwan(R.O.C.)
Tel: +886-2172-1000 Fax: +886-2172-1322



Freq	Level	Read Level	Factor	Limit Line	Over Limit	APos	TPos	Remark	Pol/Phase	Note
MHz	dBuV/m	dBuV	dB/m	dBuV/m	dB	cm	deg			
1 17475.00	62.73	55.78	6.95	68.20	-5.47	200	350	Peak	Vertical	

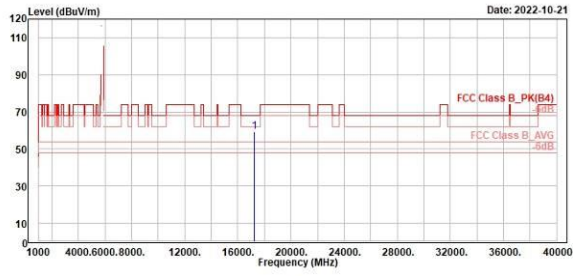
802.11ax HE40

CH 151 (Horizontal)

CH 151 (Vertical)



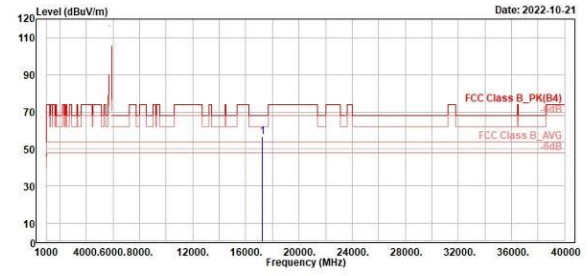
TÜV Rheinland Taiwan Ltd.
No. 438-18, Sec 2, Fenliao, Linkou Dist., New Taipei City 244, Taiwan(R.O.C.)
Tel: +886-2172-1000 Fax: +886-2172-1322



Freq	Level	Read Level	Factor	Limit Line	Over Limit	APos	TPos	Remark	Pol/Phase	Note
MHz	dBuV/m	dBuV	dB/m	dBuV/m	dB	cm	deg			
1 17265.00	59.12	52.31	6.81	68.20	-9.08	200	18	Peak	Horizontal	



TÜV Rheinland Taiwan Ltd.
No. 438-18, Sec 2, Fenliao, Linkou Dist., New Taipei City 244, Taiwan(R.O.C.)
Tel: +886-2172-1000 Fax: +886-2172-1322



Freq	Level	Read Level	Factor	Limit Line	Over Limit	APos	TPos	Remark	Pol/Phase	Note
MHz	dBuV/m	dBuV	dB/m	dBuV/m	dB	cm	deg			
1 17265.00	56.42	49.61	6.81	68.20	-11.78	300	29	Peak	Vertical	

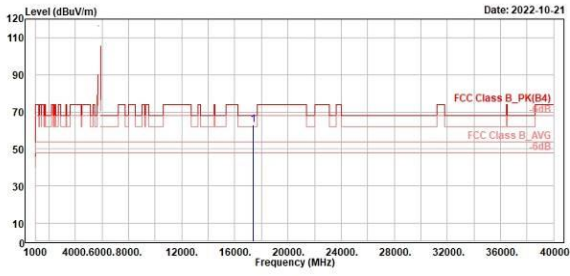
802.11ax HE40

CH 159 (Horizontal)

CH 159 (Vertical)



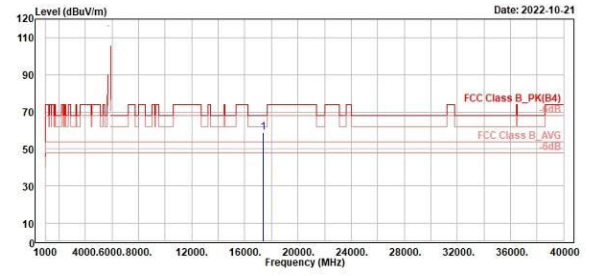
TÜV Rheinland Taiwan Ltd.
No. 438-18, Sec 2, Fenliao, Linkou Dist., New Taipei City 244, Taiwan(R.O.C.)
Tel: +886-2172-1000 Fax: +886-2172-1322



Freq	Level	Read Level	Factor	Limit Line	Over Limit	APos	TPos	Remark	Pol/Phase	Note
MHz	dBuV/m	dBuV	dB/m	dBuV/m	dB	cm	deg			
1 17385.00	62.84	55.92	6.92	68.20	-5.36	200	23	Peak	Horizontal	



TÜV Rheinland Taiwan Ltd.
No. 438-18, Sec 2, Fenliao, Linkou Dist., New Taipei City 244, Taiwan(R.O.C.)
Tel: +886-2172-1000 Fax: +886-2172-1322



Freq	Level	Read Level	Factor	Limit Line	Over Limit	APos	TPos	Remark	Pol/Phase	Note
MHz	dBuV/m	dBuV	dB/m	dBuV/m	dB	cm	deg			
1 17385.00	58.75	51.83	6.92	68.20	-9.45	300	39	Peak	Vertical	

802.11ax HE80

CH 155 (Horizontal)

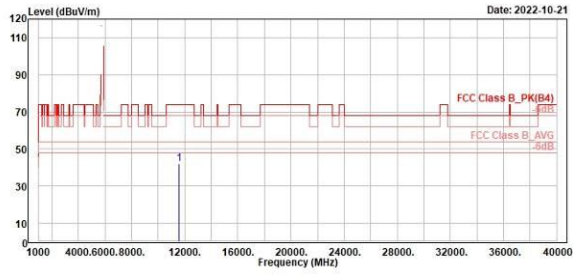
CH 155 (Vertical)



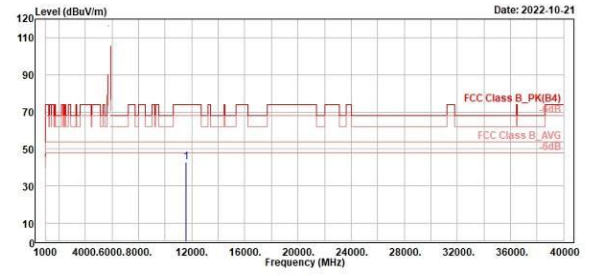
TUV Rheinland Taiwan Ltd.
No. 438-18, Sec 2, Fenliao, Linkou Dist., New Taipei City 244, Taiwan(R.O.C.)
Tel: +886-2172-1000 Fax: +886-2172-1322



TUV Rheinland Taiwan Ltd.
No. 438-18, Sec 2, Fenliao, Linkou Dist., New Taipei City 244, Taiwan(R.O.C.)
Tel: +886-2172-1000 Fax: +886-2172-1322



1	11550.00	42.10	43.17	-1.07	74.00	-31.90	100	13	Peak	Horizontal
---	----------	-------	-------	-------	-------	--------	-----	----	------	------------



1	11550.00	42.74	43.81	-1.07	74.00	-31.26	200	233	Peak	Vertical
---	----------	-------	-------	-------	-------	--------	-----	-----	------	----------

Mains Conducted Emission, (150kHz ~ 30MHz)

