


# 1. Photographs of Conducted Emissions Test Configuration

Mode 2

Front view



Rear view



**Side view**




## 2. Photographs of Radiated Emissions Test Configuration


For radiated emissions 9kHz~30MHz

Mode 2

Front view




Rear view




For radiated emissions 30MHz~1GHz (Non-Beamforming)  
Mode 2

Front view




Rear view




**For radiated emissions 30MHz~1GHz (Beamforming)  
Mode 2**

**Front view**




**Rear view**




For radiated emissions above 1GHz (Non-Beamforming)  
Mode 2

Front view




Rear view



For radiated emissions above 1GHz (Beamforming)  
Mode 2

Front view



Rear view

