



Beamforming mode

Summary

Mode	PD (dBm/RBW)	EIRP PD (dBm/RBW)
5.15-5.25GHz	-	-
802.11ax HEW20-BF_Nss1,(MCS0)_4TX	12.84	22.72
802.11ax HEW40-BF_Nss1,(MCS0)_4TX	10.18	20.06
802.11ax HEW80-BF_Nss1,(MCS0)_4TX	4.19	14.07
5.25-5.35GHz	-	-
802.11ax HEW20-BF_Nss1,(MCS0)_4TX	6.36	16.70
802.11ax HEW40-BF_Nss1,(MCS0)_4TX	3.79	14.13
802.11ax HEW80-BF_Nss1,(MCS0)_4TX	-0.72	9.62
5.47-5.725GHz	-	-
802.11ax HEW20-BF_Nss1,(MCS0)_4TX	6.52	16.91
802.11ax HEW40-BF_Nss1,(MCS0)_4TX	3.96	14.34
802.11ax HEW80-BF_Nss1,(MCS0)_4TX	0.83	11.21
802.11ax HEW160-BF_Nss1,(MCS0)_4TX	-2.30	8.09
5.725-5.85GHz	-	-
802.11ax HEW20-BF_Nss1,(MCS0)_4TX	11.27	21.63
802.11ax HEW40-BF_Nss1,(MCS0)_4TX	8.30	18.66
802.11ax HEW80-BF_Nss1,(MCS0)_4TX	3.20	13.57

RBW = 500kHz for 5.725-5.85GHz band / 1MHz for other band;



Result

Mode	Result	DG (dBi)	Port 1 (dBm/RBW)	Port 2 (dBm/RBW)	Port 3 (dBm/RBW)	Port 4 (dBm/RBW)	PD (dBm/RBW)	PD Limit (dBm/RBW)	EIRP PD (dBm/RBW)	EIRP PD Limit (dBm/RBW)
802.11ax HEW20-BF_Nss1,(MCS0)_4TX										
5180MHz	Pass	9.882	6.88	6.98	7.25	7.11	12.84	13.12	22.72	23.00
5200MHz	Pass	9.882	5.63	6.55	6.61	8.52	12.57	13.12	22.45	23.00
5240MHz	Pass	9.882	6.51	6.62	6.68	6.73	12.35	13.12	22.23	23.00
5260MHz	Pass	10.338	0.48	0.61	0.79	0.60	6.29	6.66	16.63	17.00
5300MHz	Pass	10.338	0.90	0.08	0.78	0.49	6.36	6.66	16.70	17.00
5320MHz	Pass	10.338	-0.52	0.54	0.75	0.41	6.14	6.66	16.48	17.00
5500MHz	Pass	10.385	0.72	0.94	0.80	-0.26	6.32	6.62	16.70	17.00
5580MHz	Pass	10.385	0.80	0.78	1.44	0.76	6.51	6.62	16.89	17.00
5700MHz	Pass	10.385	0.48	1.14	1.23	0.79	6.52	6.62	16.91	17.00
5720MHz Straddle 5.47-5.725G Hz	Pass	10.385	-0.37	0.17	1.86	0.28	6.40	6.62	16.79	17.00
5720MHz Straddle 5.725-5.85G Hz	Pass	10.365	-2.82	-2.54	-1.68	-1.54	3.62	25.63	13.98	36.00
5745MHz	Pass	10.365	4.79	5.30	5.76	4.98	11.02	25.63	21.38	36.00
5785MHz	Pass	10.365	5.23	5.49	5.24	4.69	10.92	25.63	21.29	36.00
5825MHz	Pass	10.365	5.28	5.36	5.90	5.77	11.27	25.63	21.63	36.00
802.11ax HEW40-BF_Nss1,(MCS0)_4TX										
5190MHz	Pass	9.882	2.43	1.48	2.31	1.94	7.74	13.12	17.62	23.00
5230MHz	Pass	9.882	3.45	4.46	5.60	5.36	10.18	13.12	20.06	23.00
5270MHz	Pass	10.338	-2.39	-2.27	-1.81	-1.46	3.79	6.66	14.13	17.00
5310MHz	Pass	10.338	-2.90	-2.16	-1.27	-1.56	3.79	6.66	14.13	17.00
5510MHz	Pass	10.385	-1.89	-1.89	-1.75	-2.57	3.81	6.62	14.20	17.00
5590MHz	Pass	10.385	-1.82	-2.06	-1.88	-2.16	3.96	6.62	14.34	17.00
5670MHz	Pass	10.385	-2.28	-2.38	-1.66	-2.57	3.54	6.62	13.93	17.00
5710MHz Straddle 5.47-5.725G Hz	Pass	10.385	-2.19	-2.11	-1.31	-2.04	3.21	6.62	13.59	17.00
5710MHz Straddle 5.725-5.85G Hz	Pass	10.365	-5.31	-6.70	-4.62	-4.99	0.45	25.63	10.81	36.00



Mode	Result	DG (dBi)	Port 1 (dBm/RBW)	Port 2 (dBm/RBW)	Port 3 (dBm/RBW)	Port 4 (dBm/RBW)	PD (dBm/RBW)	PD Limit (dBm/RBW)	EIRP PD (dBm/RBW)	EIRP PD Limit (dBm/RBW)
5755MHz	Pass	10.365	2.24	2.53	2.57	2.12	8.10	25.63	18.46	36.00
5795MHz	Pass	10.365	1.96	3.04	2.39	2.21	8.30	25.63	18.66	36.00
802.11ax HEW80-BF_Nss1,(MCS0)_4TX										
5210MHz	Pass	9.882	-2.00	-1.27	-2.14	-1.54	4.19	13.12	14.07	23.00
5290MHz	Pass	10.338	-6.92	-6.06	-6.59	-5.65	-0.72	6.66	9.62	17.00
5530MHz	Pass	10.385	-5.04	-4.39	-4.10	-5.18	0.79	6.62	11.18	17.00
5610MHz	Pass	10.385	-5.01	-5.28	-5.33	-5.36	0.57	6.62	10.96	17.00
5690MHz Straddle 5.47-5.725G Hz	Pass	10.385	-4.09	-5.10	-4.73	-5.06	0.83	6.62	11.21	17.00
5690MHz Straddle 5.725-5.85G Hz	Pass	10.365	-8.57	-10.02	-7.21	-8.42	-2.77	25.63	7.60	36.00
5775MHz	Pass	10.365	-2.20	-2.53	-2.65	-2.86	3.20	25.63	13.57	36.00
802.11ax HEW160-BF_Nss1,(MCS0)_4TX										
5570MHz	Pass	10.385	-7.74	-7.04	-7.39	-7.81	-2.30	6.62	8.09	17.00

DG = Directional Gain; RBW = 500kHz for 5.725-5.85GHz band / 1MHz for other band;
 PD = trace bin-by-bin of each transmits port summing can be performed maximum power density; Port X = Port X Power Density;

For 5180~5240MHz:

Directional gain = $10 \times \log((10^{3.983/20} + 10^{3.713/20} + 10^{3.385/20} + 10^{4.338/20})^2/4) = 9.882 \text{ dBi} > 6\text{dBi}$, so the limit shall be reduced to 17 dBm – (9.882dBi – 6dBi) = 13.12 dBm

For 5260~5320MHz:

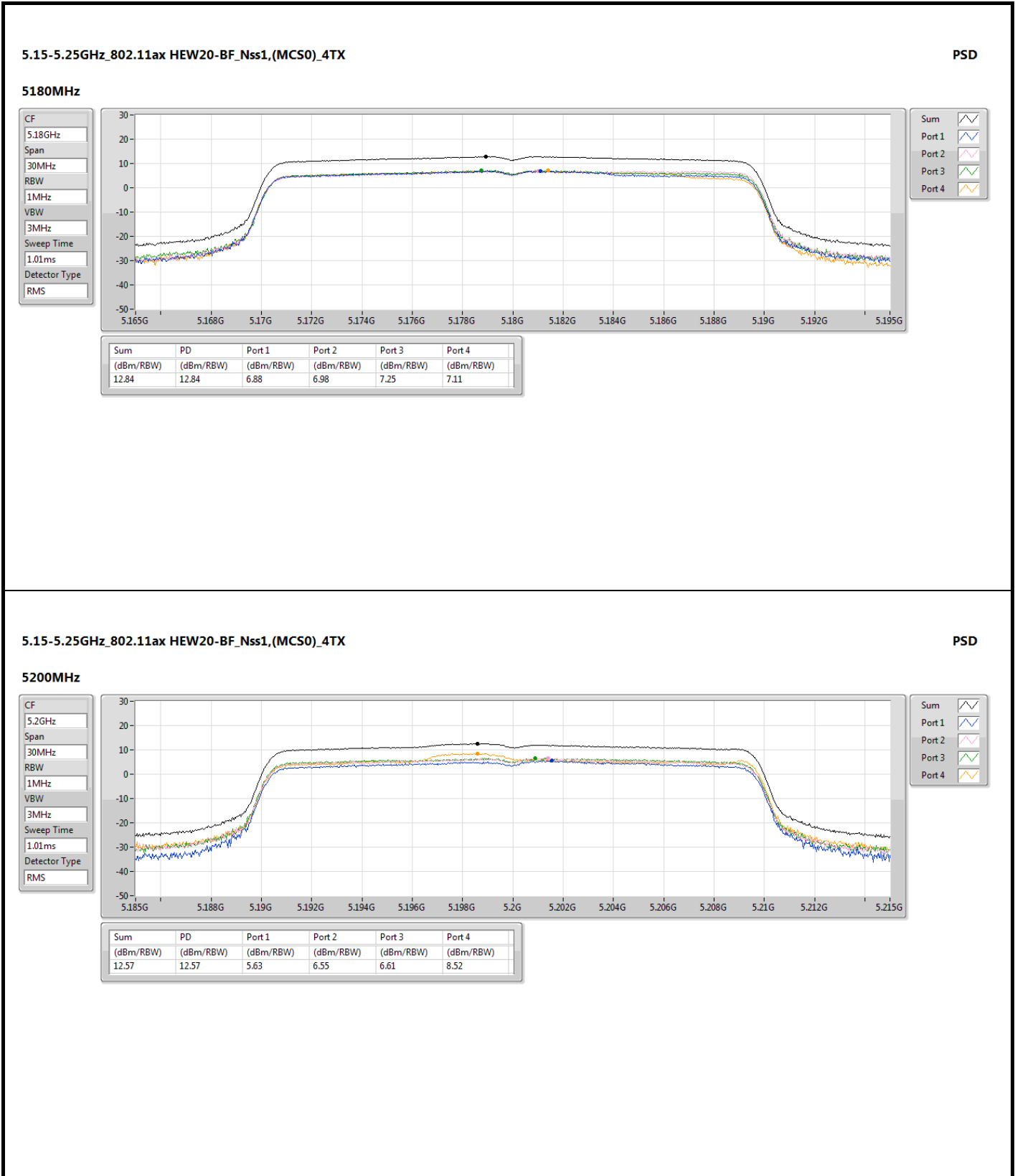
Directional gain = $10 \times \log((10^{3.544/20} + 10^{4.354/20} + 10^{4.633/20} + 10^{4.69/20})^2/4) = 10.338 \text{ dBi} > 6\text{dBi}$, so the limit shall be reduced to 11 dBm – (10.338dBi – 6dBi) = 6.66 dBm

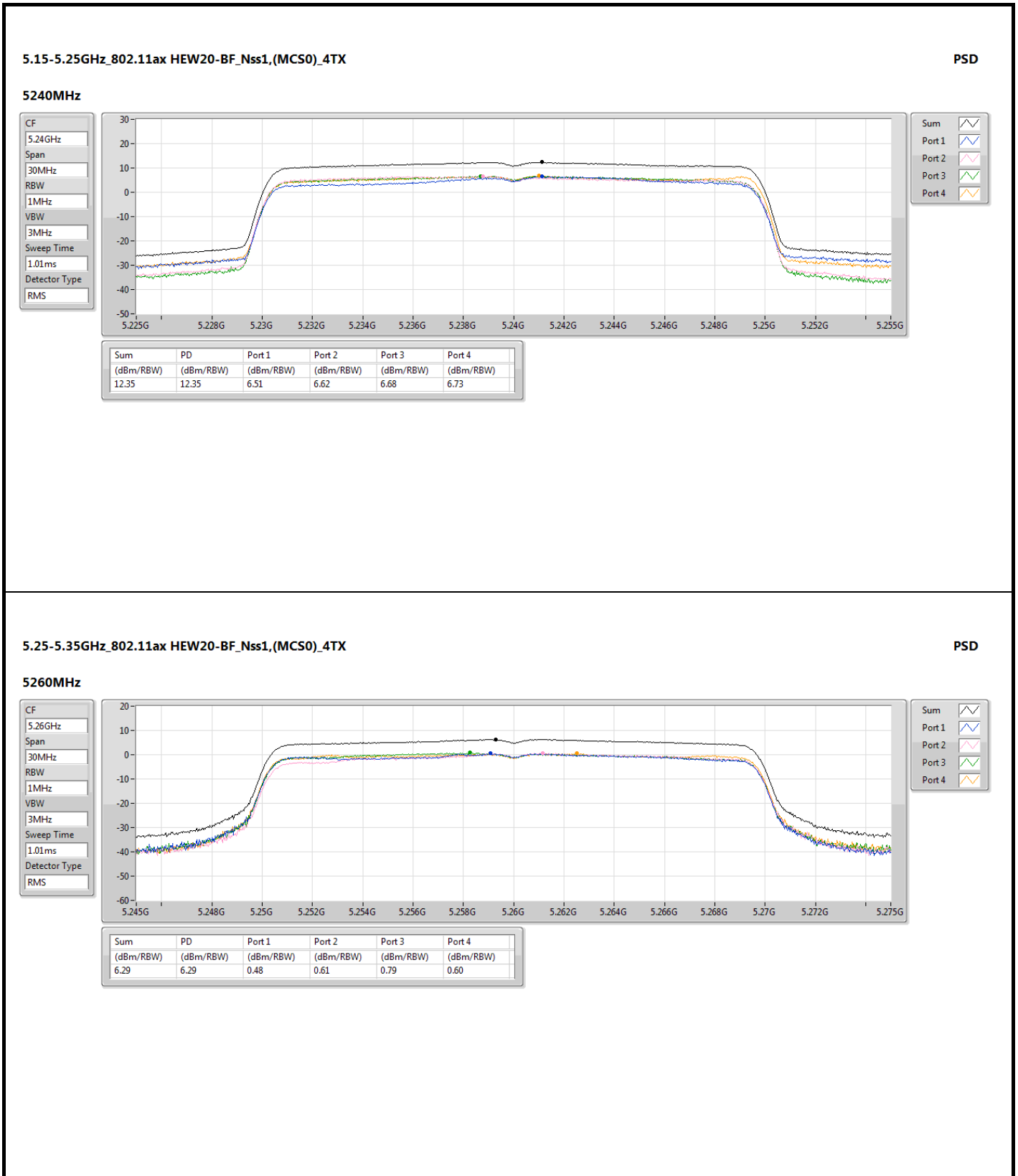
For 5500~5700MHz:

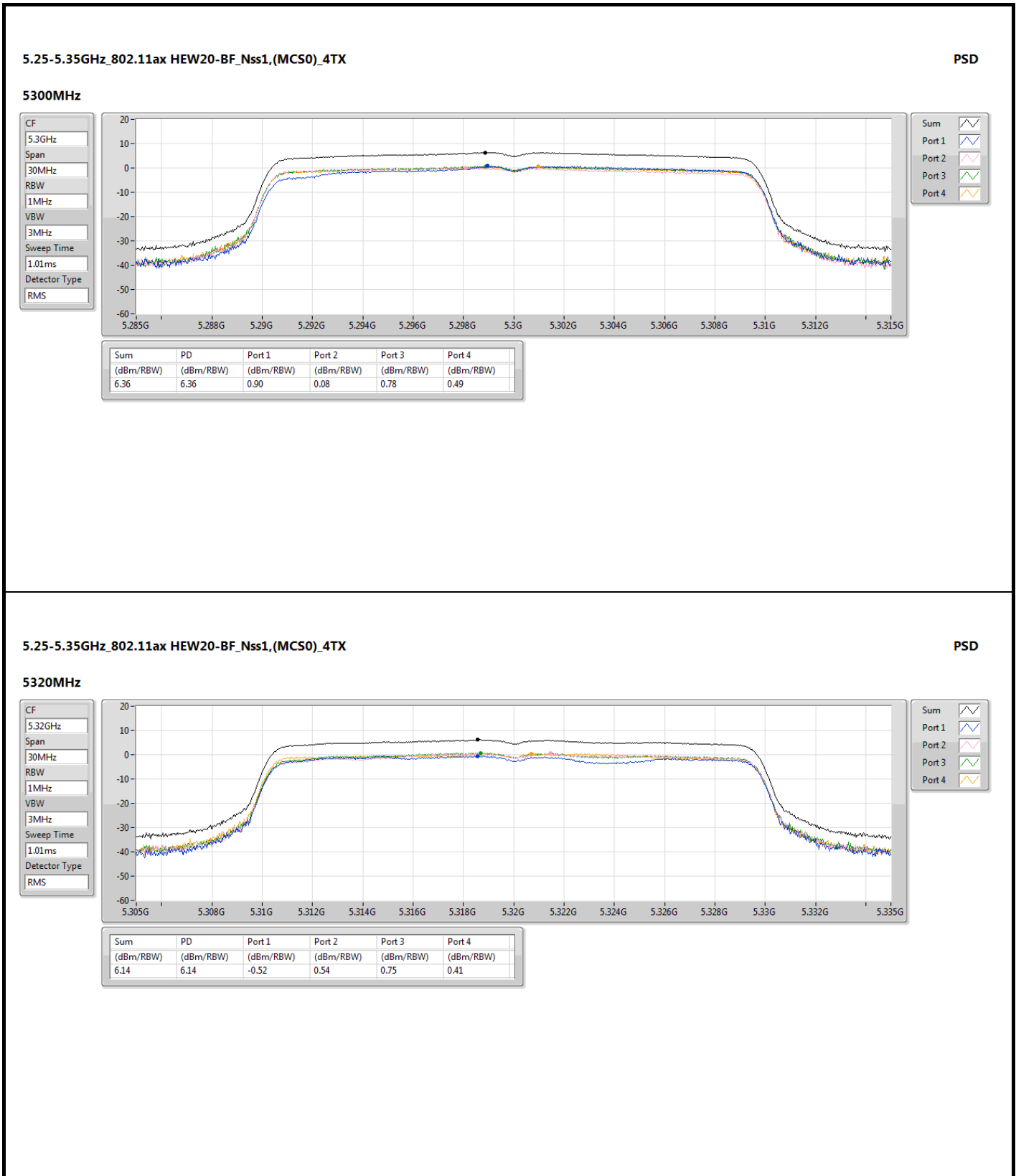
Directional gain = $10 \times \log((10^{4.341/20} + 10^{4.289/20} + 10^{4.634/20} + 10^{4.188/20})^2/4) = 10.385 \text{ dBi} > 6\text{dBi}$, so the limit shall be reduced to 11 dBm – (10.385dBi – 6dBi) = 6.62 dBm

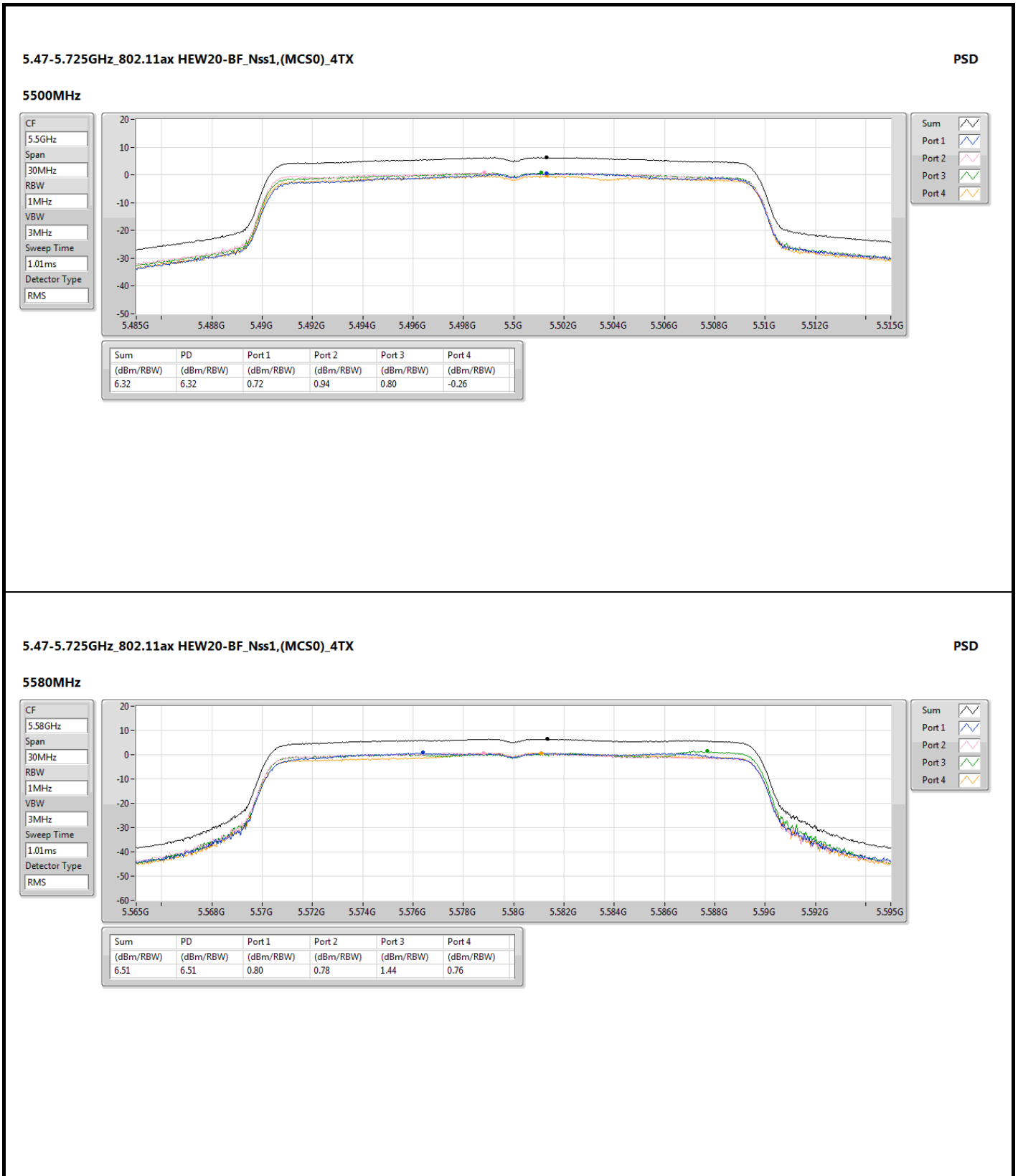
For 5745~5825MHz:

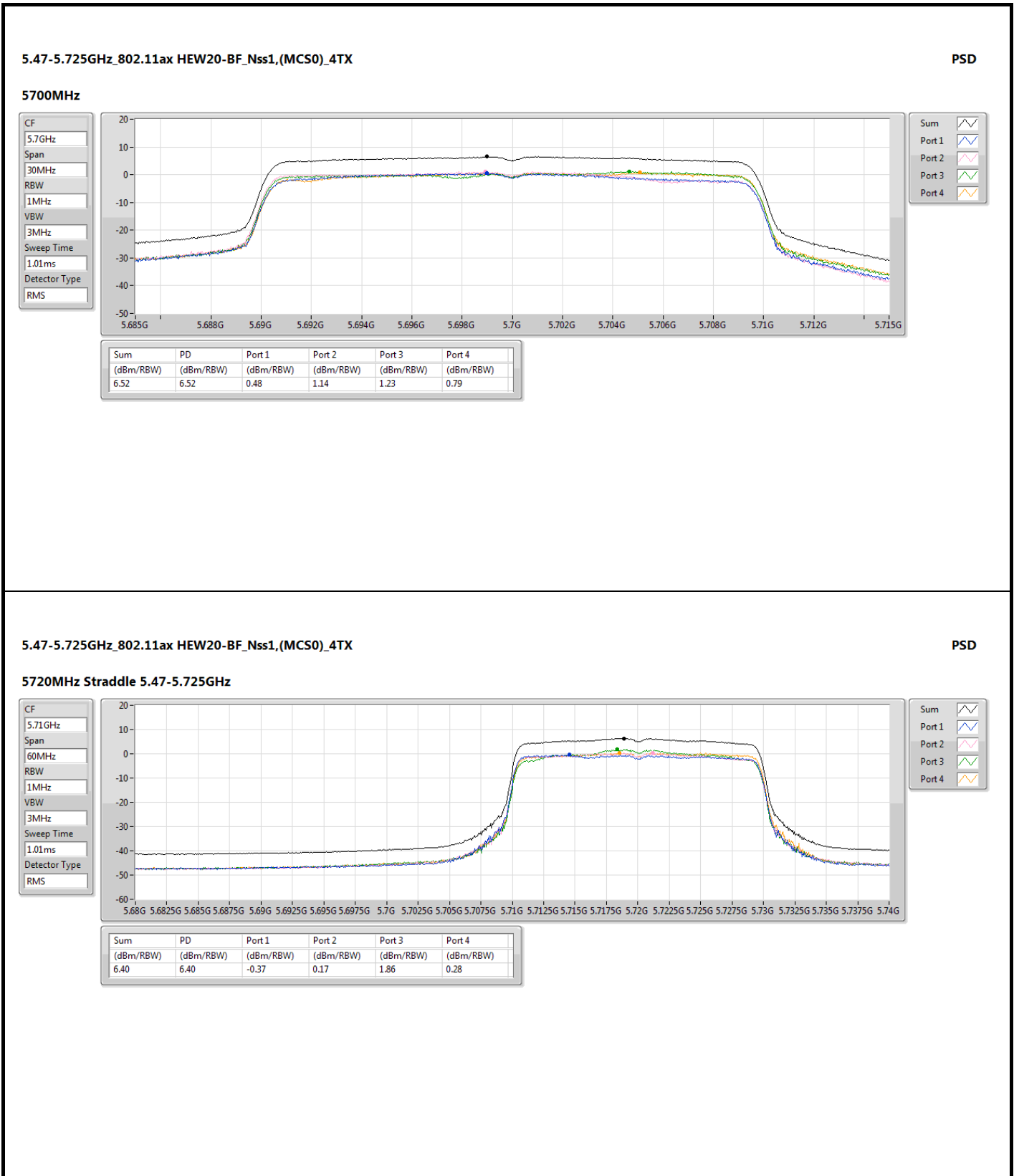
Directional gain = $10 \times \log((10^{4.341/20} + 10^{4.174/20} + 10^{4.634/20} + 10^{4.223/20})^2/4) = 10.365 \text{ dBi} > 6\text{dBi}$, so the limit shall be reduced to 30 dBm – (10.365dBi – 6dBi) = 25.63dBm

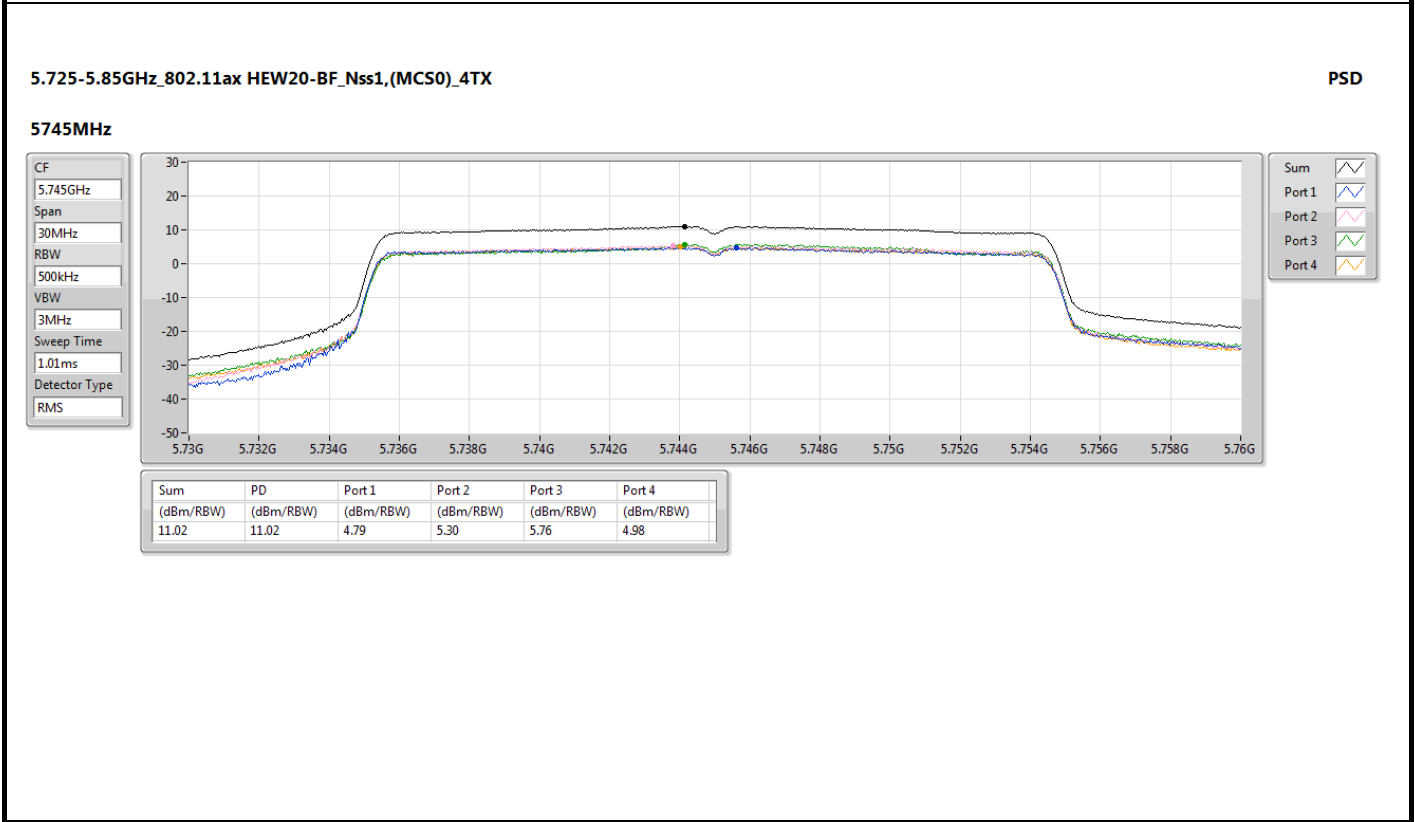
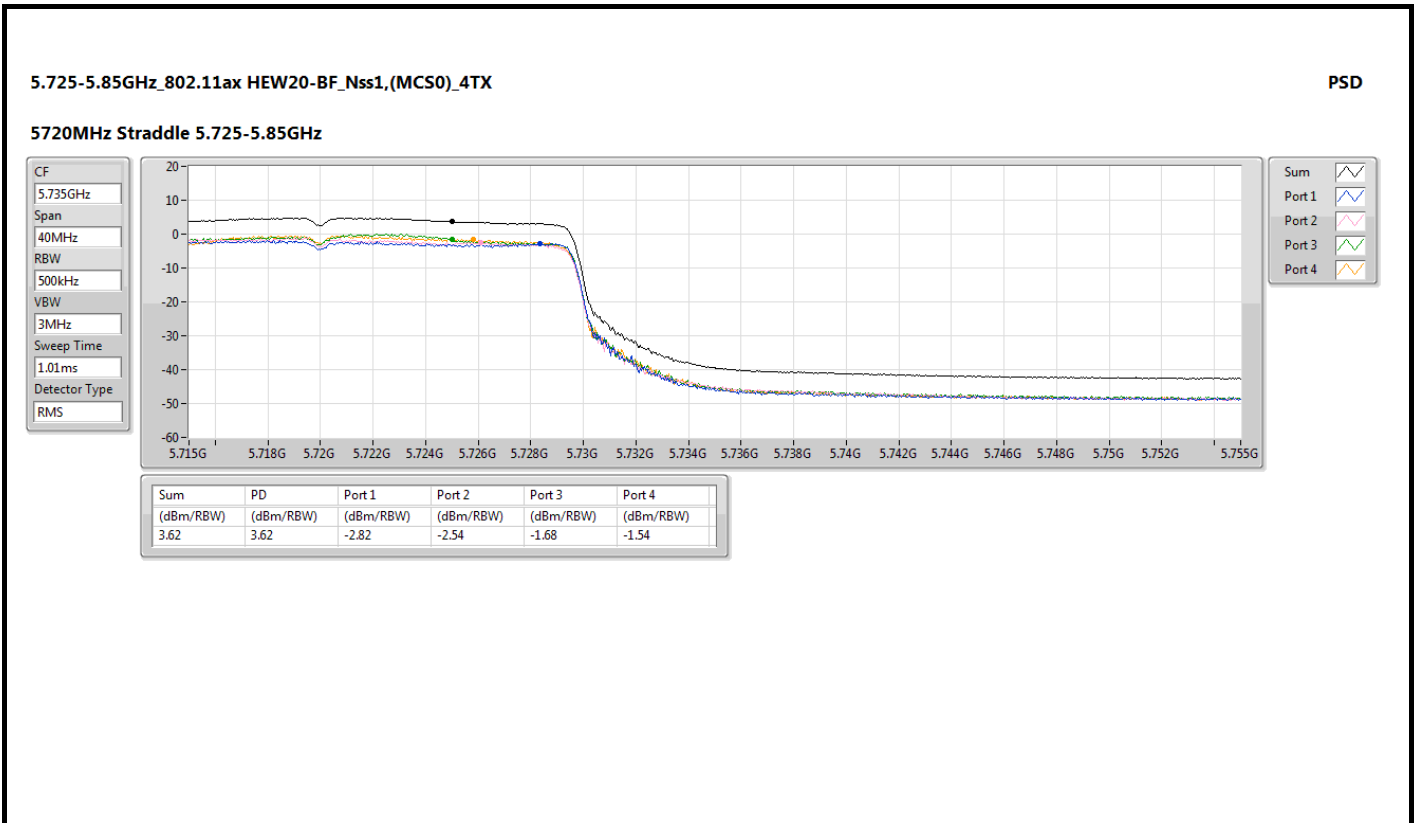


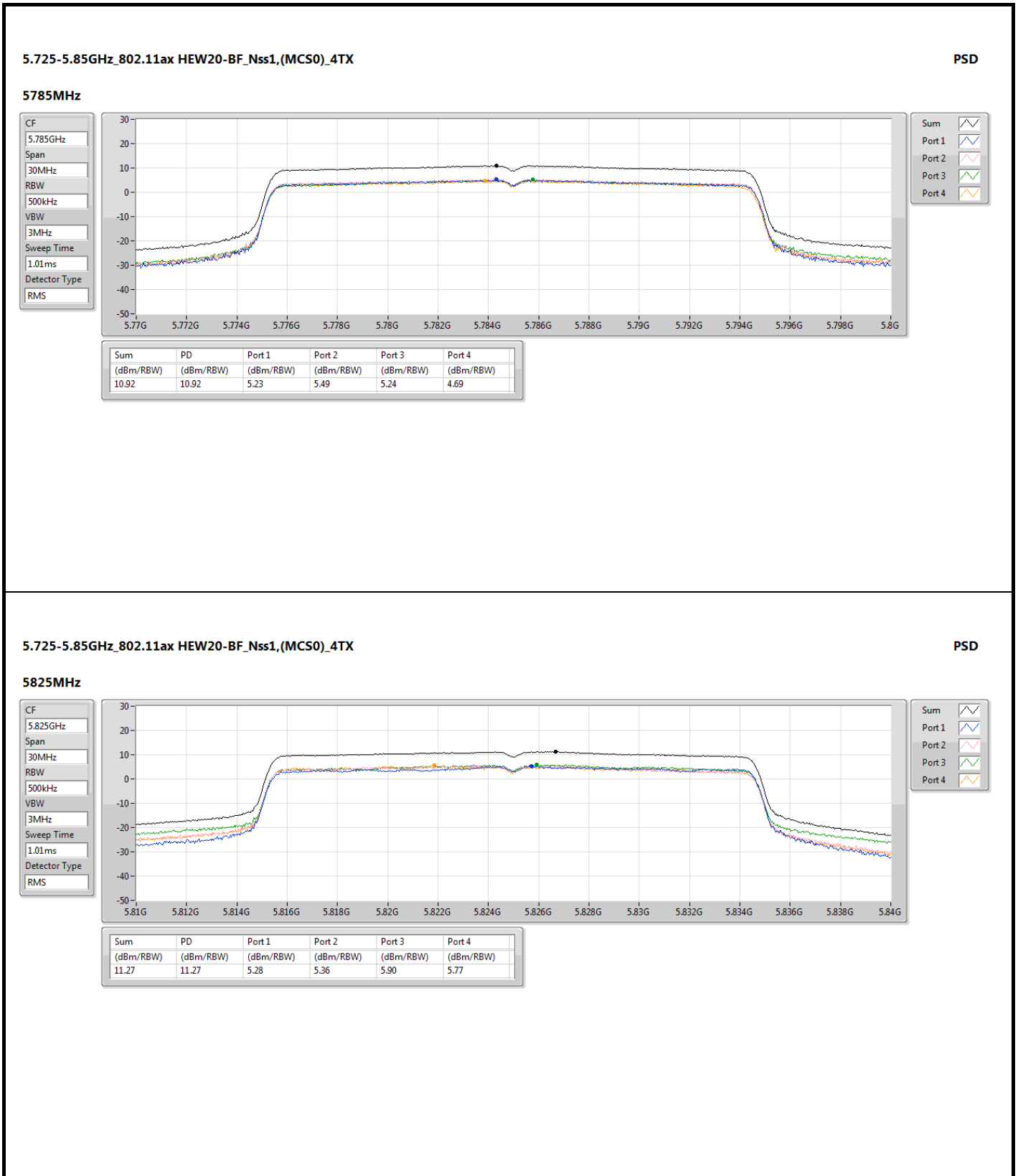


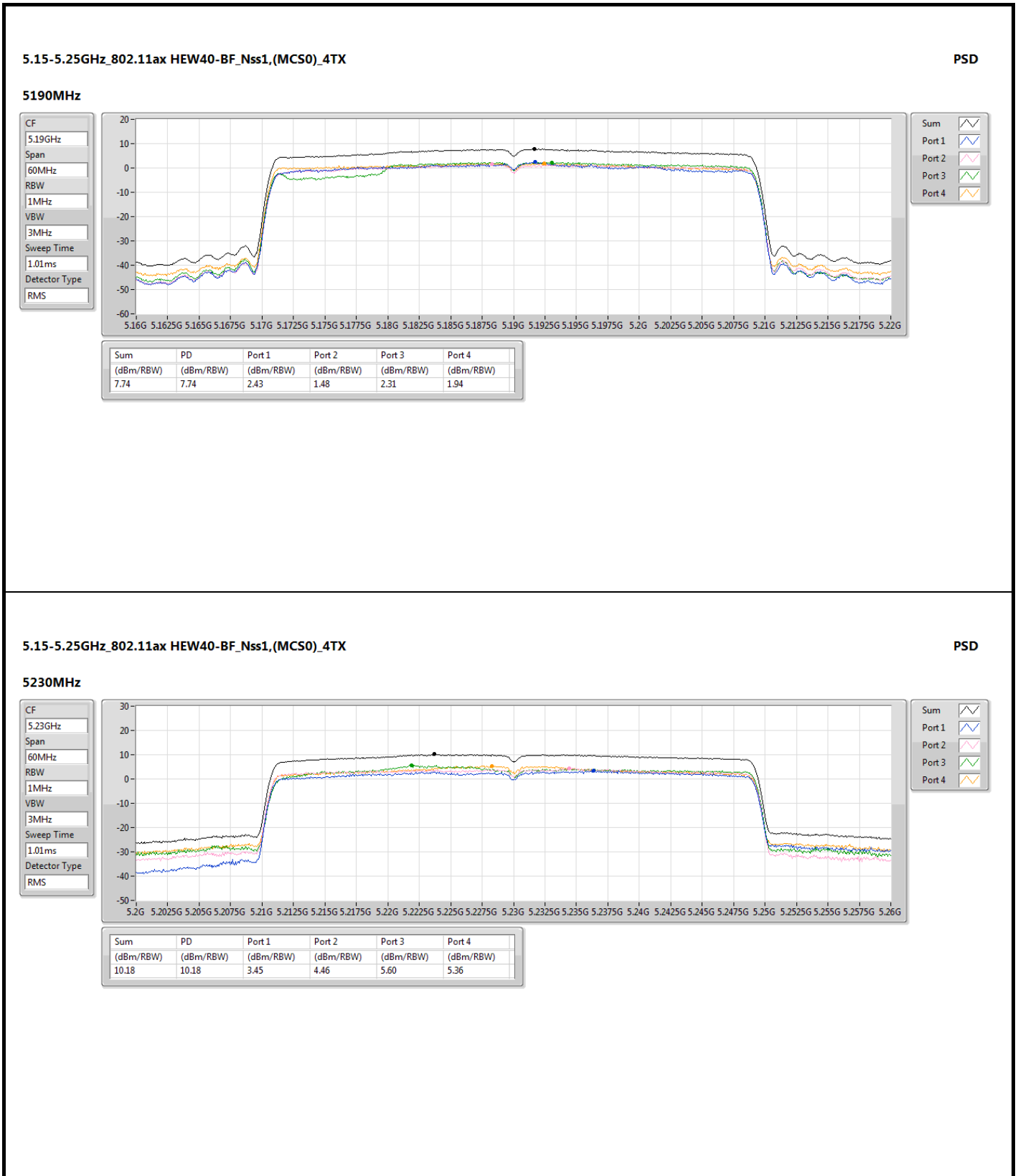


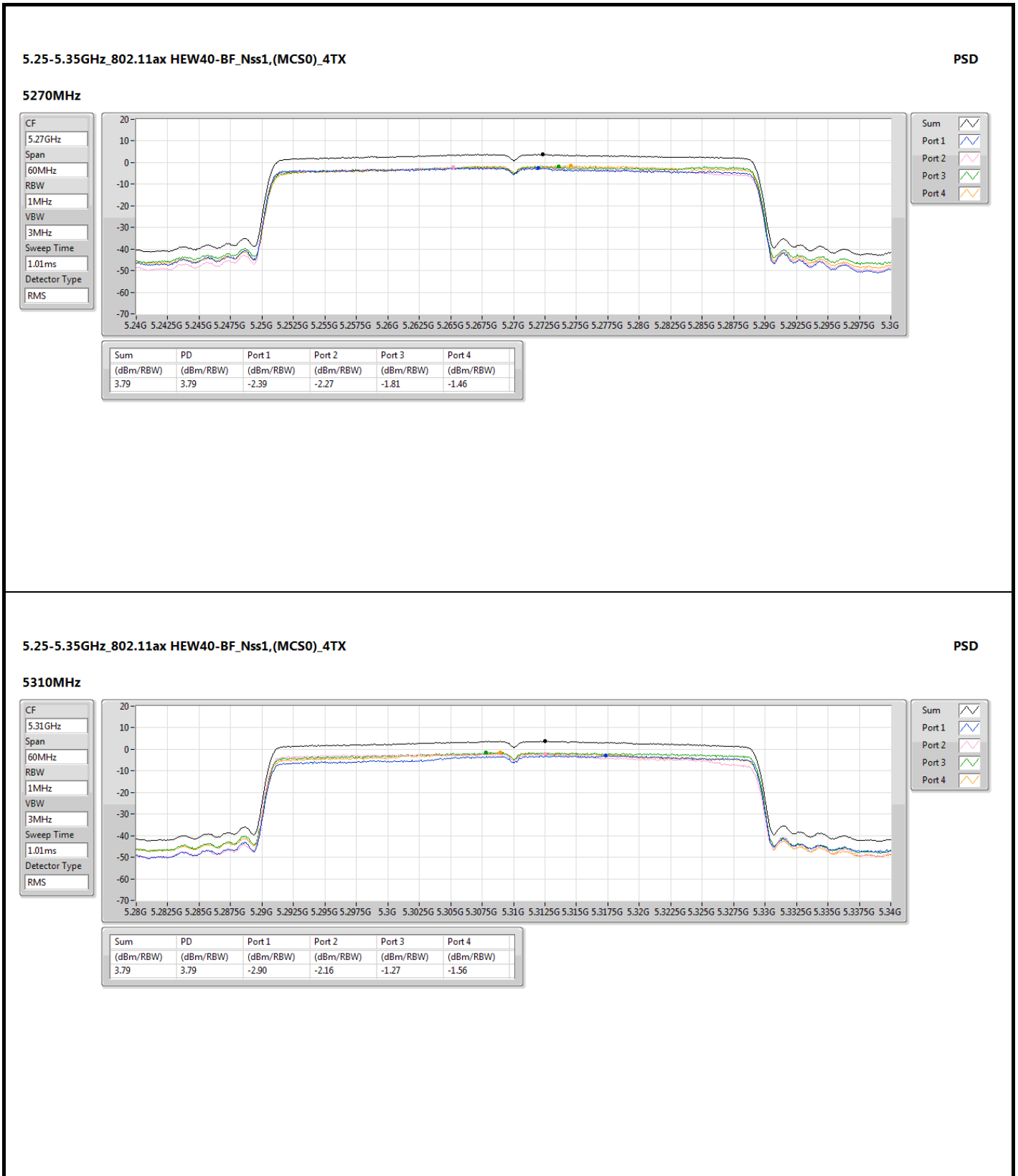


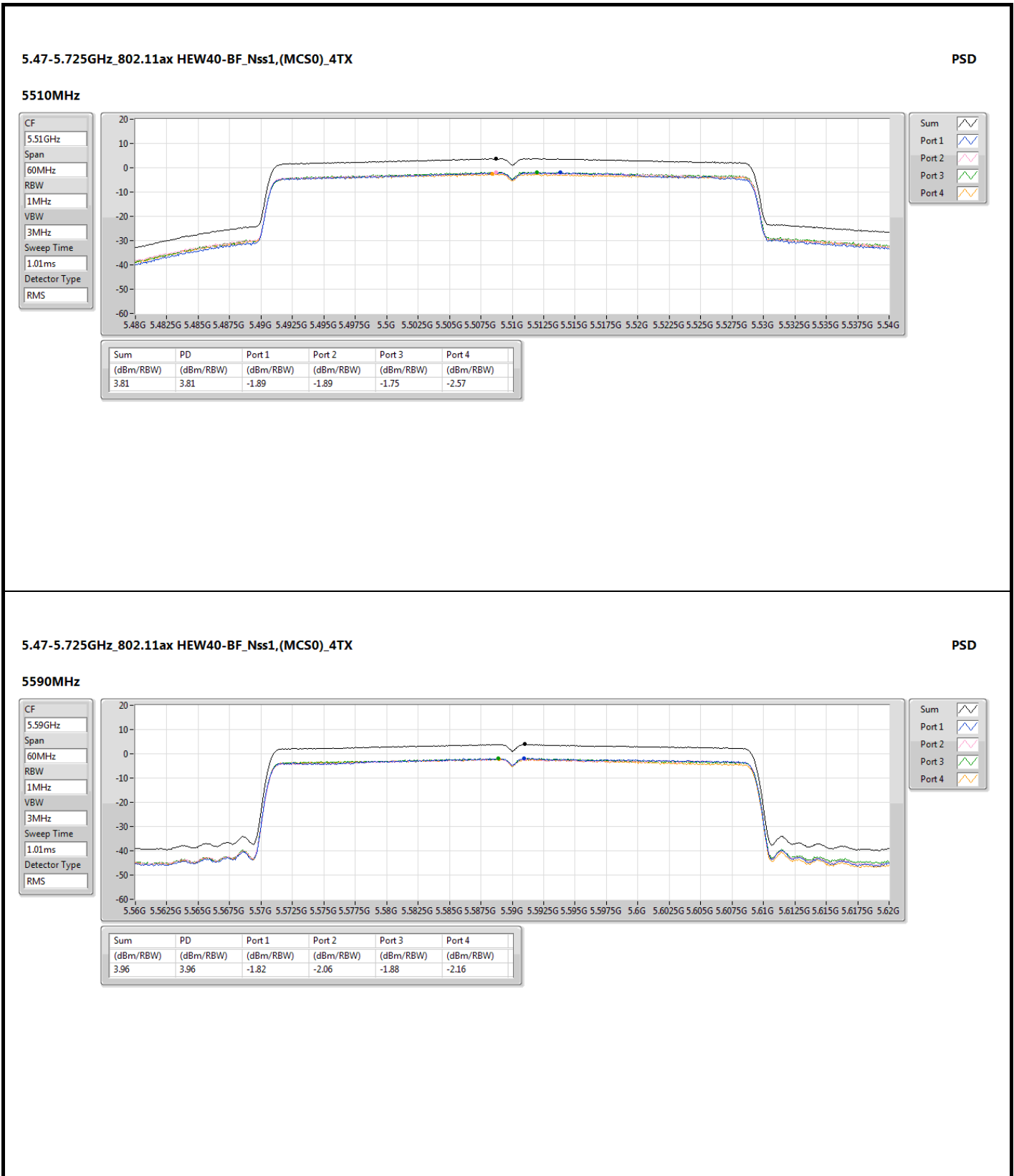


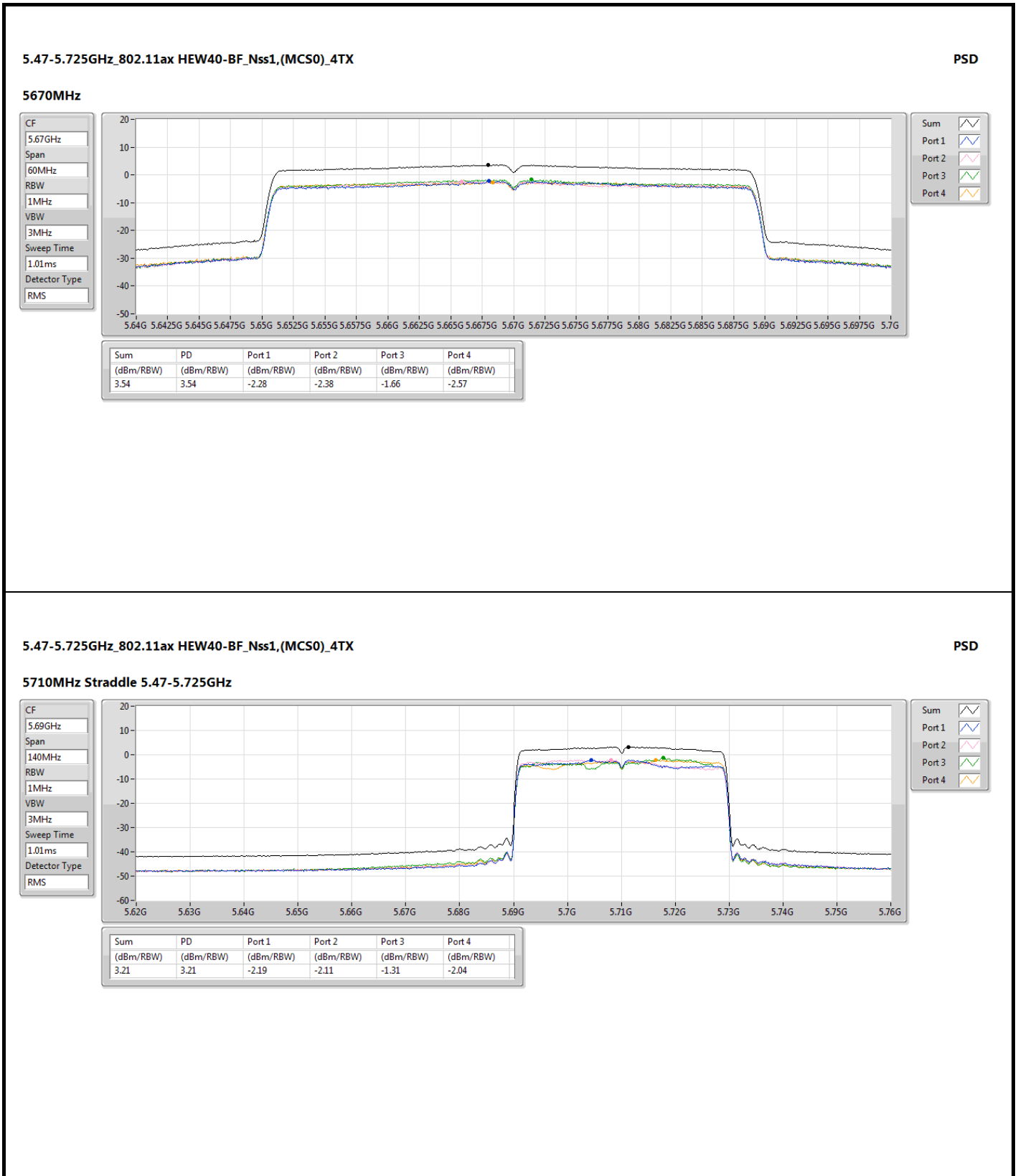


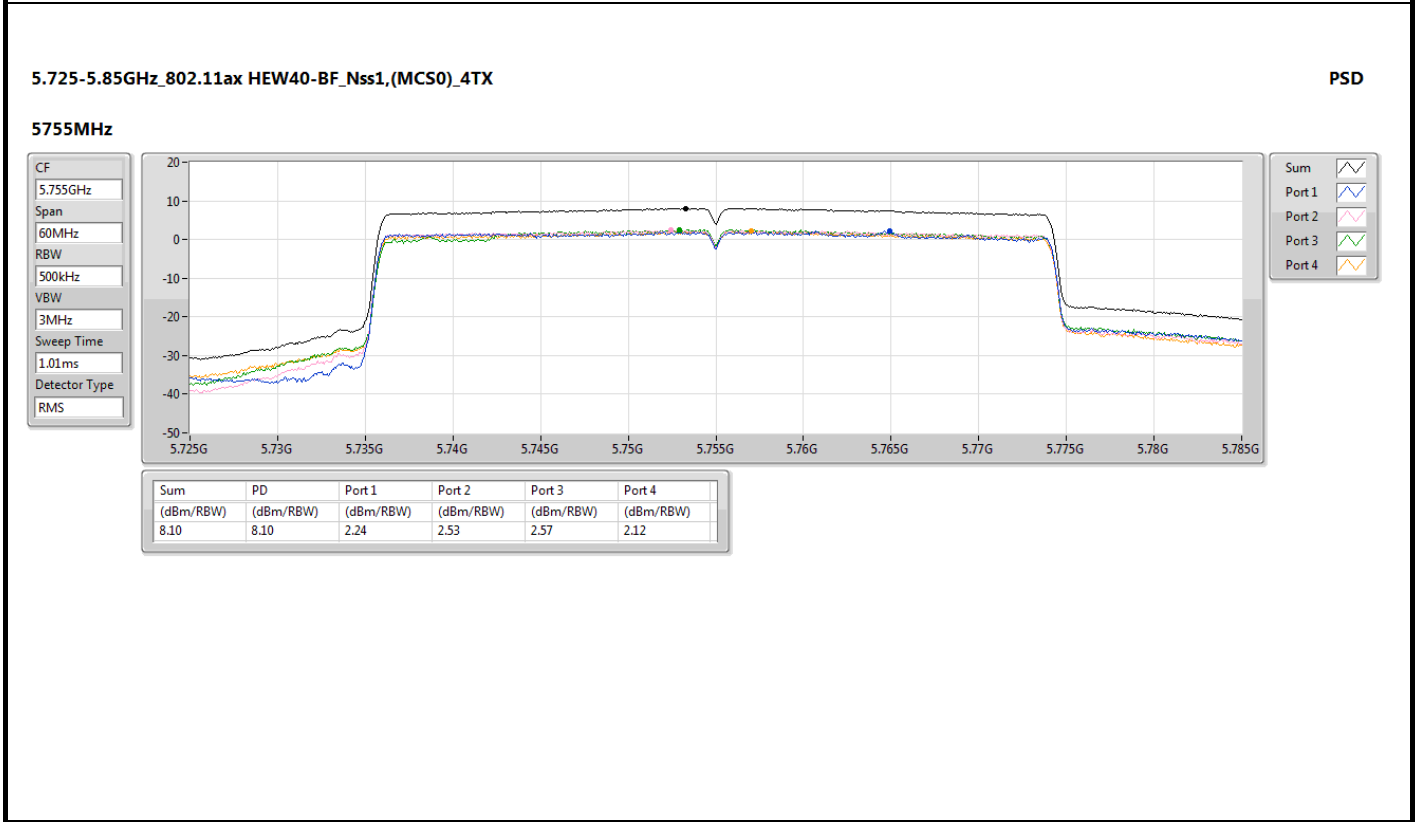
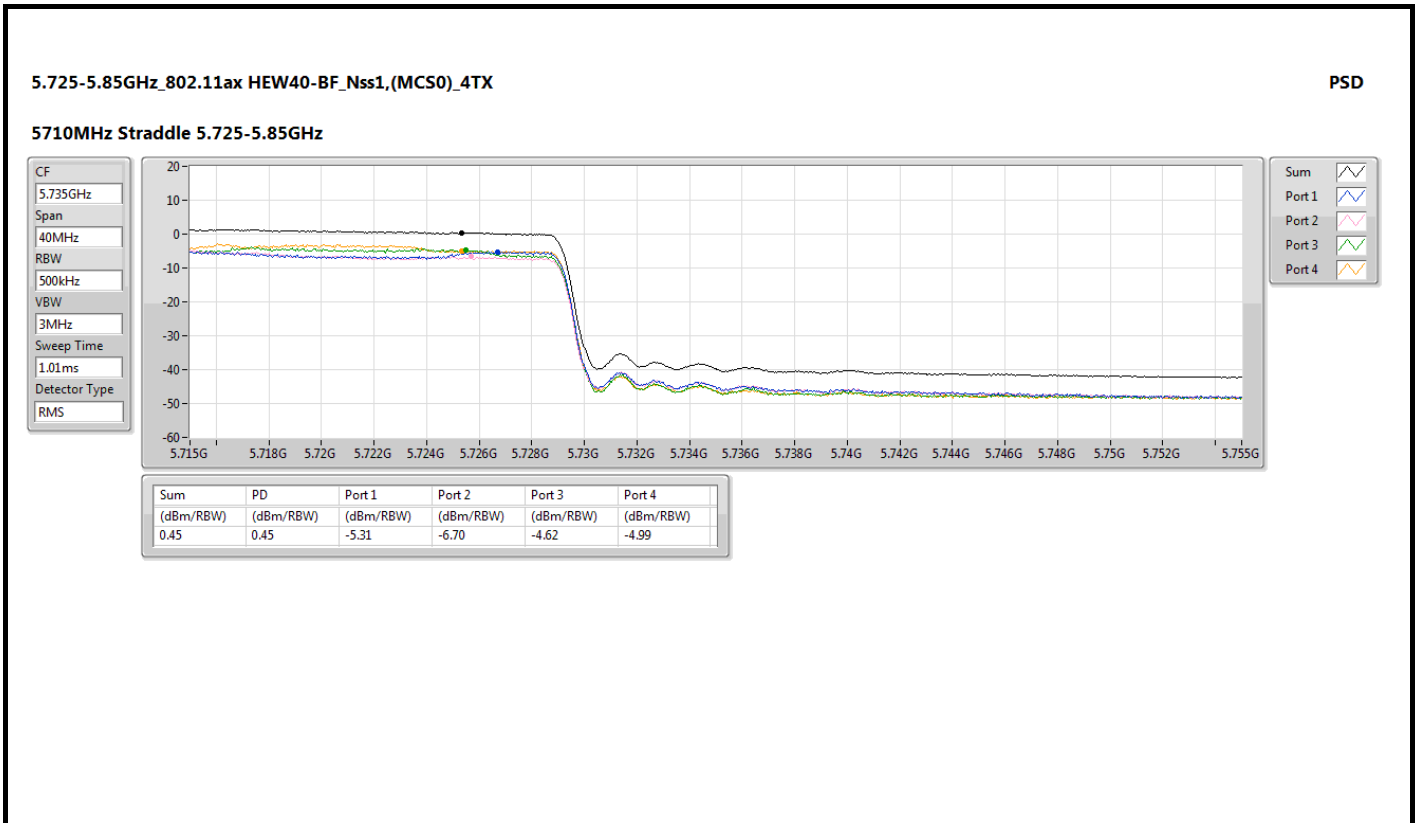


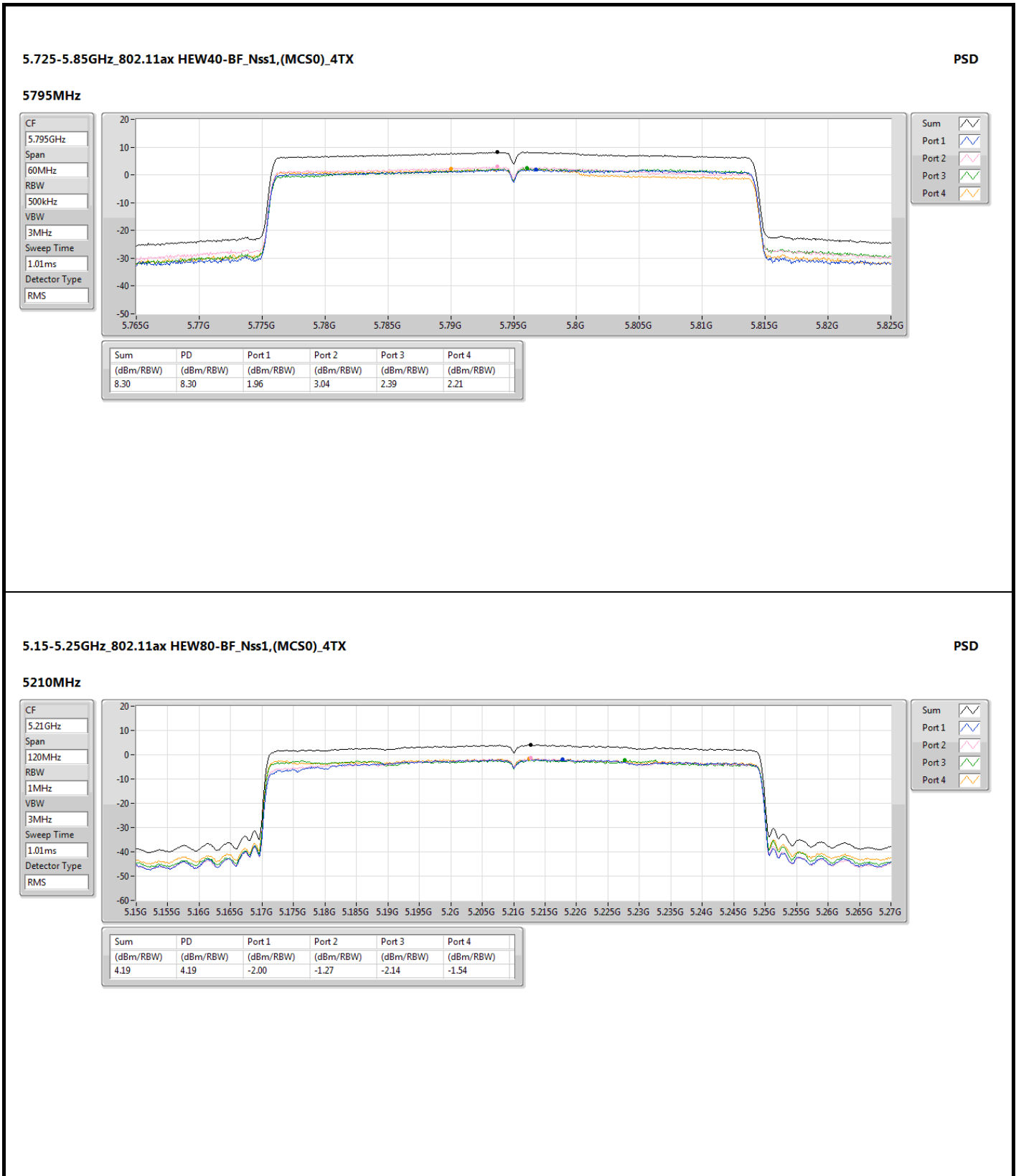


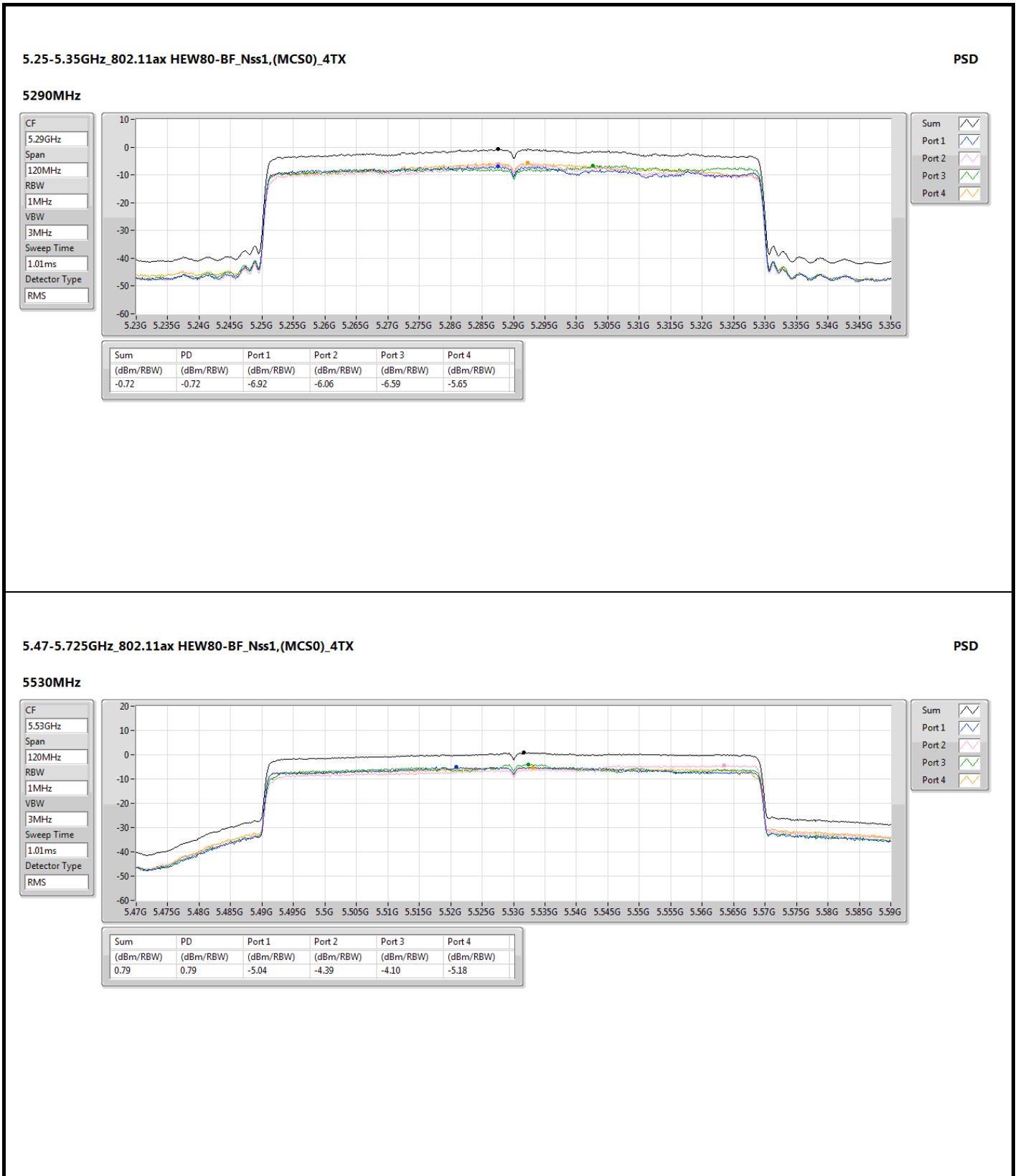






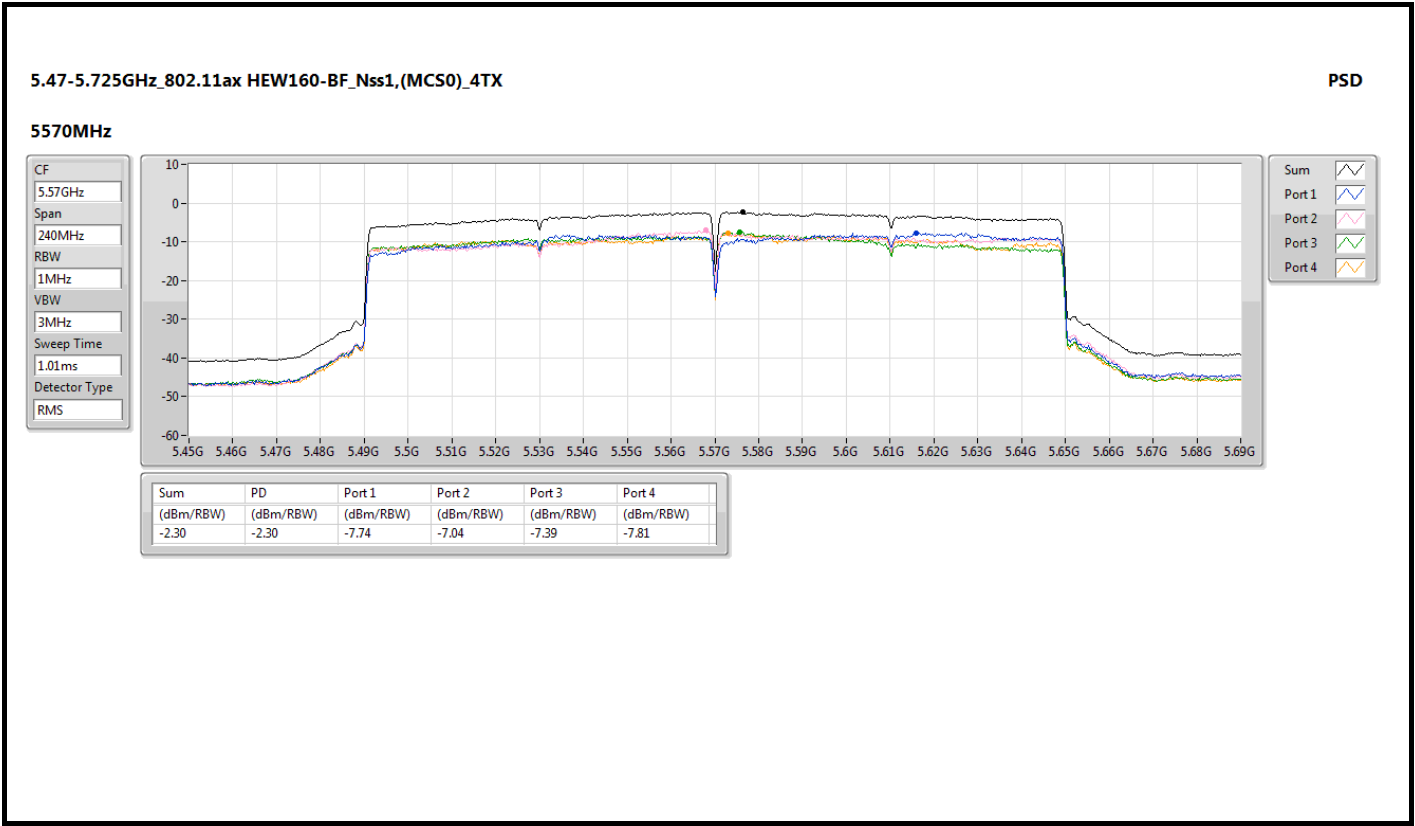












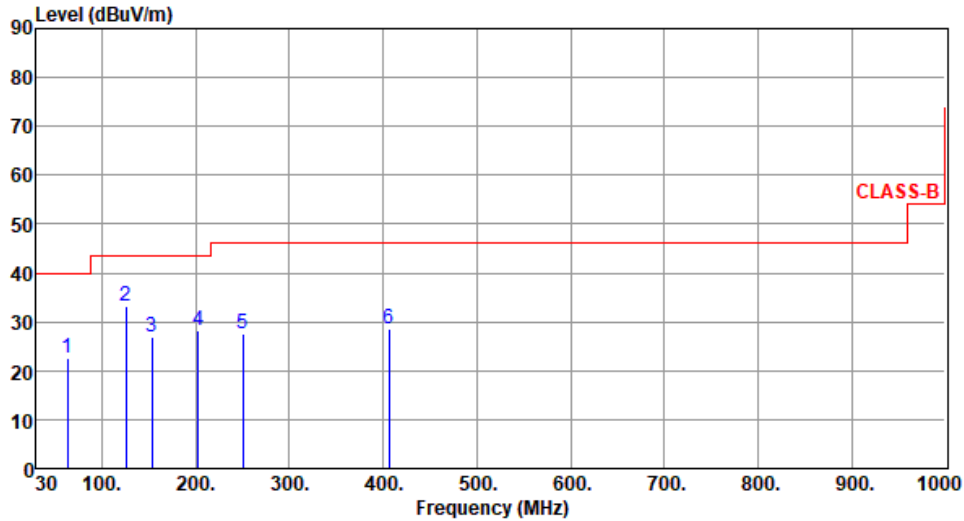


Non-beamforming mode

Unwanted Emissions (Below 1GHz)

Modulation	ax HE40	Test Freq. (MHz)	5230
Polarization	Horizontal		

Test By :Brad Wu Temperature(°C):24 Humidity(%):63



	Freq. MHz	Emission level dBuV/m	Limit dBuV/m	Margin dB	SA reading dBuV	Factor dB/m	Remark	ANT High cm	Turn Table deg
1	63.47	22.64	40.00	-17.36	32.41	-9.77	Peak	---	---
2	125.26	33.12	43.50	-10.38	43.88	-10.76	Peak	---	---
3	153.26	26.79	43.50	-16.71	35.81	-9.02	Peak	---	---
4	202.58	28.33	43.50	-15.17	40.24	-11.91	Peak	---	---
5	250.27	27.68	46.00	-18.32	37.73	-10.05	Peak	---	---
6	406.48	28.55	46.00	-17.45	34.02	-5.47	Peak	---	---

Note 1: Emission Level (dBuV/m) = SA Reading (dBuV) + Factor* (dB/m)

*Factor includes antenna factor , cable loss and amplifier gain

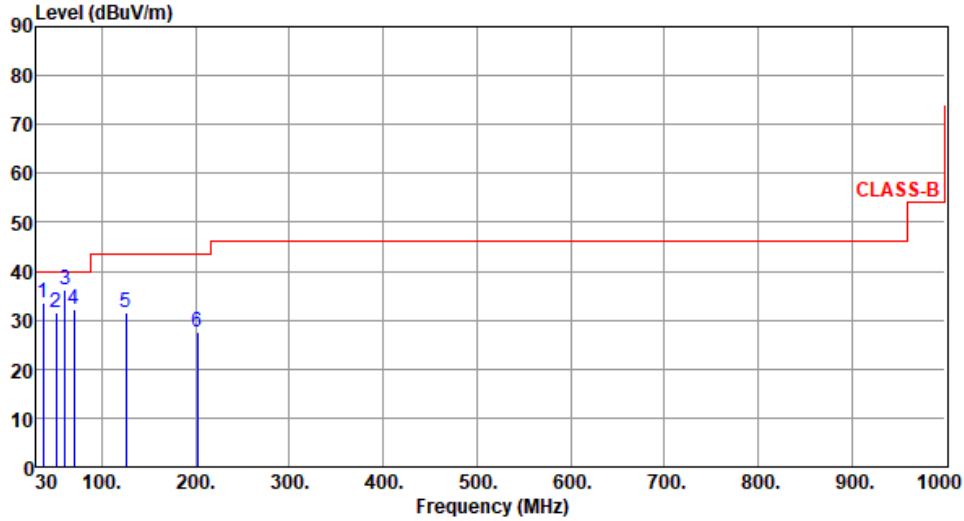
Note 2: Margin (dB) = Emission level (dBuV/m) – Limit (dBuV/m).

Note 3: All spurious emissions below 30MHz are more than 20 dB below the limit.



Modulation	ax HE40	Test Freq. (MHz)	5230
Polarization	Vertical		

Test By :Brad Wu Temperature(°C):24 Humidity(%):63



	Freq. MHz	Emission level dBuV/m	Limit dBuV/m	Margin dB	SA reading dBuV	Factor dB/m	Remark	ANT High cm	Turn Table deg
1	37.52	33.46	40.00	-6.54	42.47	-9.01	Peak	---	---
2	51.34	31.47	40.00	-8.53	39.67	-8.20	QP	100	20
3	60.23	36.21	40.00	-3.79	45.21	-9.00	Peak	---	---
4	70.58	32.16	40.00	-7.84	43.48	-11.32	Peak	---	---
5	125.66	31.55	43.50	-11.95	42.23	-10.68	Peak	---	---
6	201.47	27.56	43.50	-15.94	39.45	-11.89	Peak	---	---

Note 1: Emission Level (dBuV/m) = SA Reading (dBuV) + Factor* (dB/m)

*Factor includes antenna factor , cable loss and amplifier gain

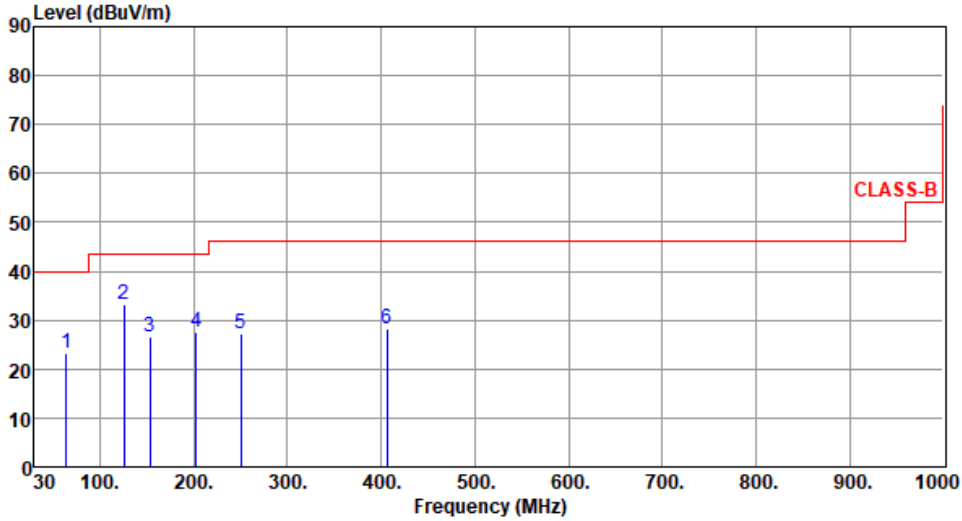
Note 2: Margin (dB) = Emission level (dBuV/m) – Limit (dBuV/m).

Note 3: All spurious emissions below 30MHz are more than 20 dB below the limit.



Modulation	11a	Test Freq. (MHz)	5745
Polarization	Horizontal		

Test By :Brad Wu Temperature(°C):24 Humidity(%):63



	Freq. MHz	Emission level dBuV/m	Limit dBuV/m	Margin dB	SA reading dBuV	Factor dB/m	Remark	ANT High cm	Turn Table deg
1	64.12	23.16	40.00	-16.84	33.00	-9.84	Peak	---	---
2	125.52	33.22	43.50	-10.28	43.93	-10.71	Peak	---	---
3	153.27	26.48	43.50	-17.02	35.50	-9.02	Peak	---	---
4	202.55	27.46	43.50	-16.04	39.37	-11.91	Peak	---	---
5	250.29	27.11	46.00	-18.89	37.16	-10.05	Peak	---	---
6	406.57	28.33	46.00	-17.67	33.80	-5.47	Peak	---	---

Note 1: Emission Level (dBuV/m) = SA Reading (dBuV) + Factor* (dB/m)

*Factor includes antenna factor , cable loss and amplifier gain

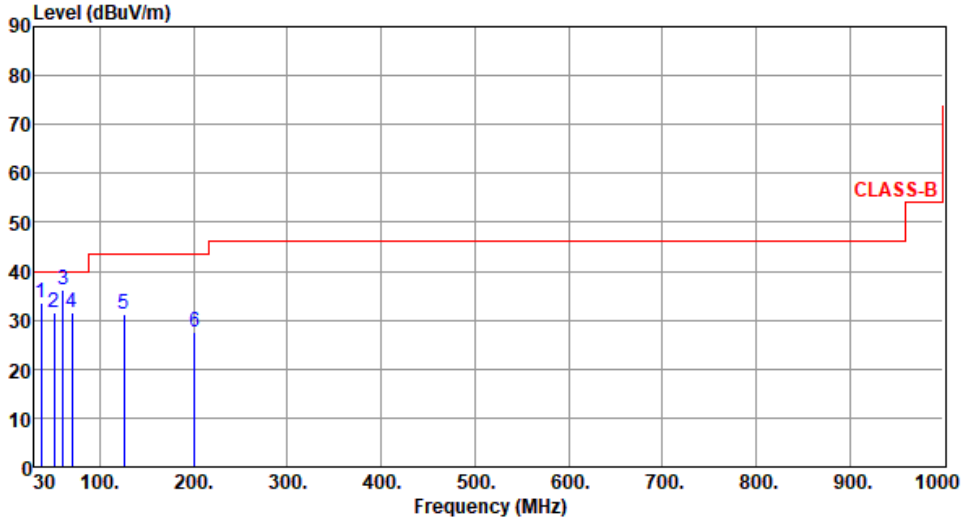
Note 2: Margin (dB) = Emission level (dBuV/m) – Limit (dBuV/m).

Note 3: All spurious emissions below 30MHz are more than 20 dB below the limit.



Modulation	11a	Test Freq. (MHz)	5745
Polarization	Vertical		

Test By :Brad Wu Temperature(°C):24 Humidity(%):63



	Freq. MHz	Emission level dBuV/m	Limit dBuV/m	Margin dB	SA reading dBuV	Factor dB/m	Remark	ANT High cm	Turn Table deg
1	37.55	33.62	40.00	-6.38	42.62	-9.00	Peak	---	---
2	51.34	31.42	40.00	-8.58	39.62	-8.20	QP	100	20
3	60.27	36.22	40.00	-3.78	45.24	-9.02	Peak	---	---
4	70.58	31.44	40.00	-8.56	42.76	-11.32	Peak	---	---
5	125.46	31.26	43.50	-12.24	41.98	-10.72	Peak	---	---
6	201.33	27.58	43.50	-15.92	39.47	-11.89	Peak	---	---

Note 1: Emission Level (dBuV/m) = SA Reading (dBuV) + Factor* (dB/m)

*Factor includes antenna factor , cable loss and amplifier gain

Note 2: Margin (dB) = Emission level (dBuV/m) – Limit (dBuV/m).

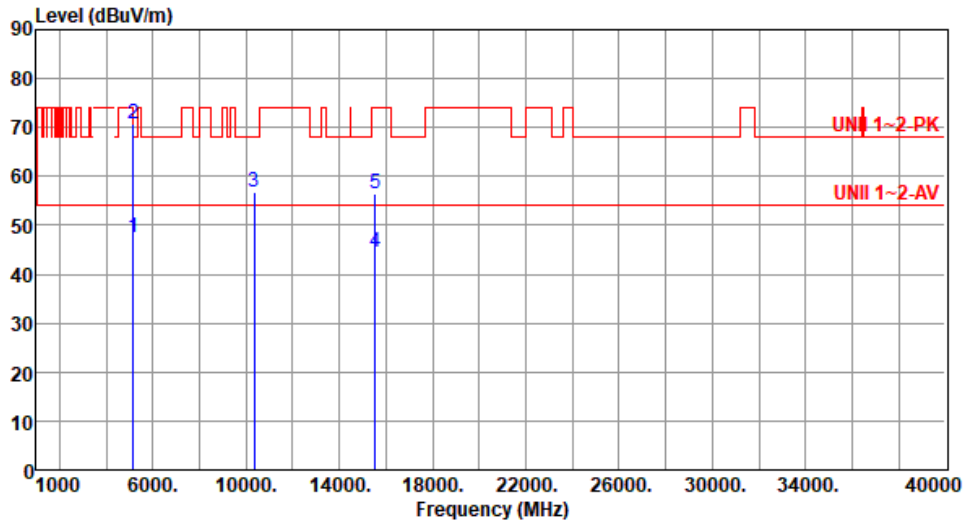
Note 3: All spurious emissions below 30MHz are more than 20 dB below the limit.



Unwanted Emissions (Above 1GHz) for 11a

Modulation	11a	Test Freq. (MHz)	5180
Polarization	Horizontal		

Test By : Sean Yu Temperature(°C): 25 Humidity(%): 61



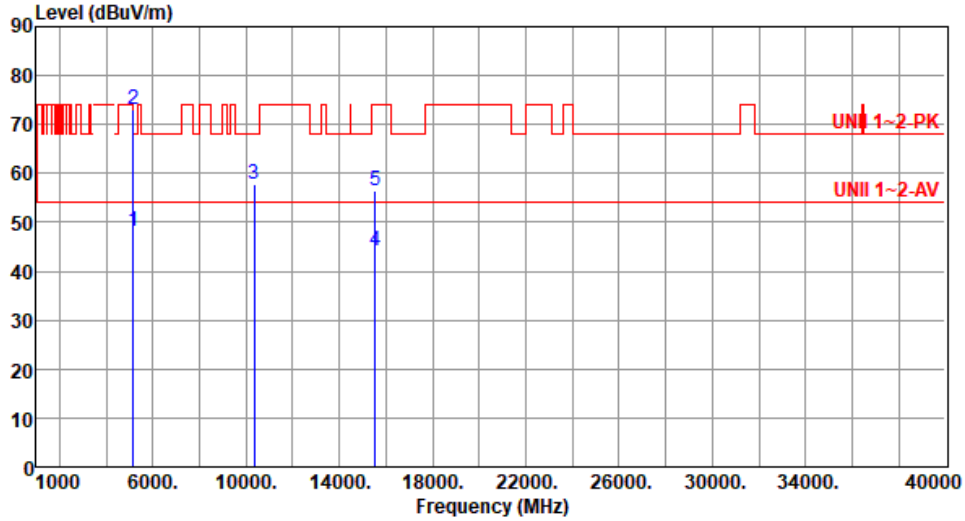
	Freq. MHz	Emission level dBuV/m	Limit dBuV/m	Margin dB	SA reading dBuV	Factor dB/m	Remark	ANT High cm	Turn Table deg
1	5150.00	47.65	54.00	-6.35	47.51	0.14	Average	100	196
2	5150.00	70.68	74.00	-3.32	70.54	0.14	Peak	100	196
3	10360.00	56.81	68.20	-11.39	49.80	7.01	Peak	141	168
4	15540.00	44.35	54.00	-9.65	40.30	4.05	Average	100	254
5	15540.00	56.48	74.00	-17.52	52.43	4.05	Peak	100	254

Note 1: Emission Level (dBuV/m) = SA Reading (dBuV) + Factor* (dB/m)
 *Factor includes antenna factor , cable loss and amplifier gain
 Note 2: Margin (dB) = Emission level (dBuV/m) – Limit (dBuV/m).



Modulation	11a	Test Freq. (MHz)	5180
Polarization	Vertical		

Test By : Sean Yu Temperature(°C): 25 Humidity(%): 61



	Freq. MHz	Emission level dBuV/m	Limit dBuV/m	Margin dB	SA reading dBuV	Factor dB/m	Remark	ANT High cm	Turn Table deg
1	5150.00	48.15	54.00	-5.85	48.01	0.14	Average	100	223
2	5150.00	73.02	74.00	-0.98	72.88	0.14	Peak	100	223
3	10360.00	57.68	68.20	-10.52	50.67	7.01	Peak	201	244
4	15540.00	44.12	54.00	-9.88	40.07	4.05	Average	100	209
5	15540.00	56.35	74.00	-17.65	52.30	4.05	Peak	100	209

Note 1: Emission Level (dBuV/m) = SA Reading (dBuV) + Factor* (dB/m)

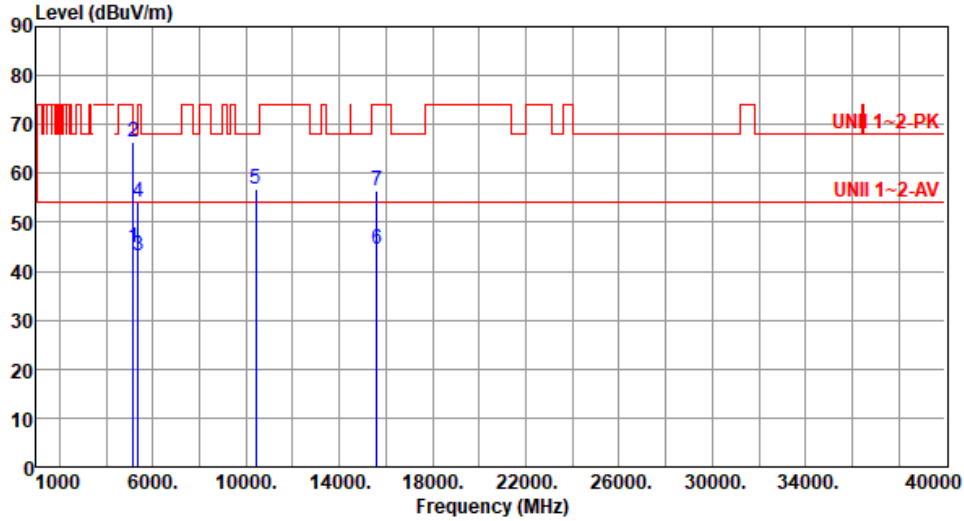
*Factor includes antenna factor , cable loss and amplifier gain

Note 2: Margin (dB) = Emission level (dBuV/m) – Limit (dBuV/m).



Modulation	11a	Test Freq. (MHz)	5200
Polarization	Horizontal		

Test By : Sean Yu Temperature(°C): 24 Humidity(%): 62



	Freq. MHz	Emission level dBuV/m	Limit dBuV/m	Margin dB	SA reading dBuV	Factor dB/m	Remark	ANT High cm	Turn Table deg
1	5150.00	44.83	54.00	-9.17	44.69	0.14	Average	100	208
2	5150.00	66.35	74.00	-7.65	66.21	0.14	Peak	100	208
3	5350.00	43.06	54.00	-10.94	43.35	-0.29	Average	100	208
4	5350.00	54.22	74.00	-19.78	54.51	-0.29	Peak	100	208
5	10400.00	56.90	68.20	-11.30	49.79	7.11	Peak	146	179
6	15600.00	44.46	54.00	-9.54	40.61	3.85	Average	100	261
7	15600.00	56.60	74.00	-17.40	52.75	3.85	Peak	100	261

Note 1: Emission Level (dBuV/m) = SA Reading (dBuV) + Factor* (dB/m)

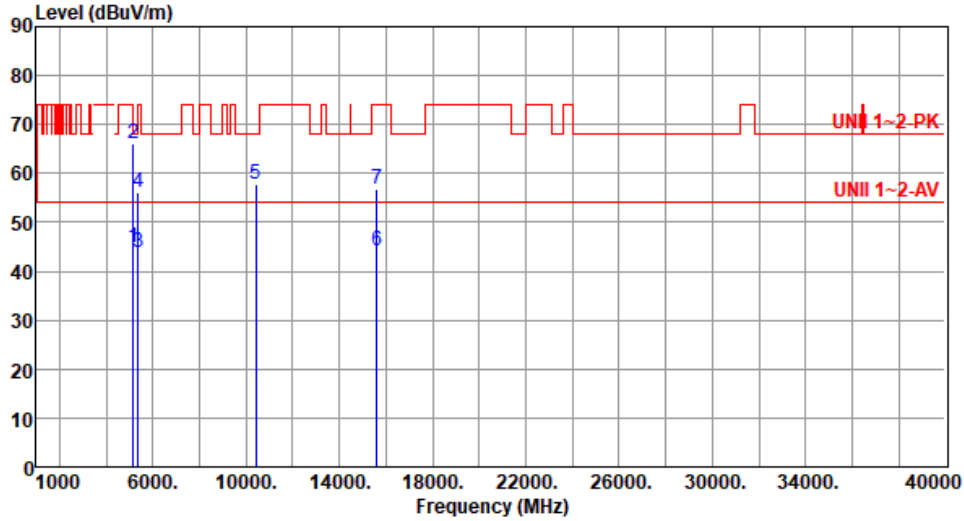
*Factor includes antenna factor , cable loss and amplifier gain

Note 2: Margin (dB) = Emission level (dBuV/m) – Limit (dBuV/m).



Modulation	11a	Test Freq. (MHz)	5200
Polarization	Vertical		

Test By : Sean Yu Temperature(°C): 24 Humidity(%): 62



	Freq. MHz	Emission level dBuV/m	Limit dBuV/m	Margin dB	SA reading dBuV	Factor dB/m	Remark	ANT High cm	Turn Table deg
1	5150.00	44.80	54.00	-9.20	44.66	0.14	Average	100	234
2	5150.00	66.12	74.00	-7.88	65.98	0.14	Peak	100	234
3	5350.00	43.73	54.00	-10.27	44.02	-0.29	Average	100	234
4	5350.00	56.23	74.00	-17.77	56.52	-0.29	Peak	100	234
5	10400.00	57.74	68.20	-10.46	50.63	7.11	Peak	205	253
6	15600.00	44.20	54.00	-9.80	40.35	3.85	Average	100	202
7	15600.00	56.67	74.00	-17.33	52.82	3.85	Peak	100	202

Note 1: Emission Level (dBuV/m) = SA Reading (dBuV) + Factor* (dB/m)

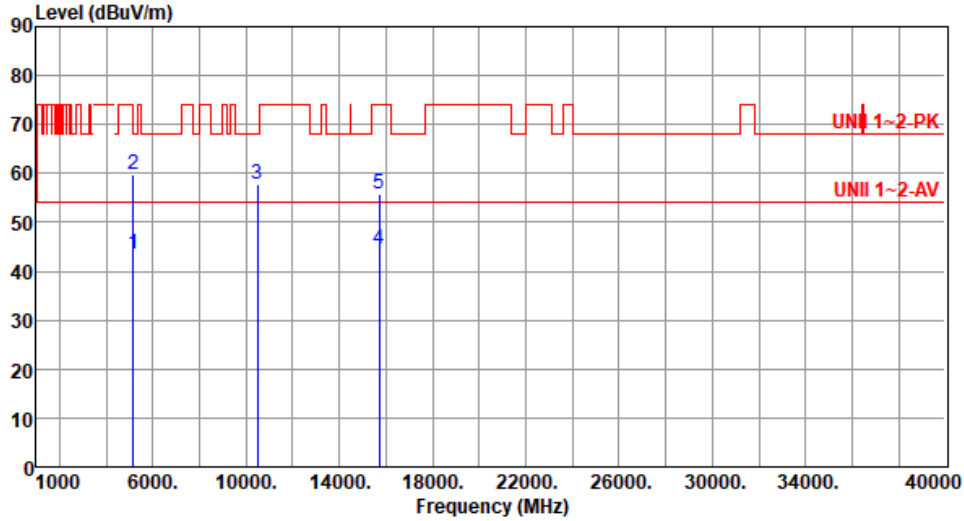
*Factor includes antenna factor , cable loss and amplifier gain

Note 2: Margin (dB) = Emission level (dBuV/m) – Limit (dBuV/m).



Modulation	11a	Test Freq. (MHz)	5240
Polarization	Horizontal		

Test By : Sean Yu Temperature(°C): 24 Humidity(%): 62



	Freq. MHz	Emission level dBuV/m	Limit dBuV/m	Margin dB	SA reading dBuV	Factor dB/m	Remark	ANT High cm	Turn Table deg
1	5150.00	43.65	54.00	-10.35	43.51	0.14	Average	100	206
2	5150.00	59.91	74.00	-14.09	59.77	0.14	Peak	100	206
3	10480.00	57.71	68.20	-10.49	50.54	7.17	Peak	146	178
4	15720.00	44.40	54.00	-9.60	40.57	3.83	Average	100	262
5	15720.00	55.95	74.00	-18.05	52.12	3.83	Peak	100	262

Note 1: Emission Level (dBuV/m) = SA Reading (dBuV) + Factor* (dB/m)

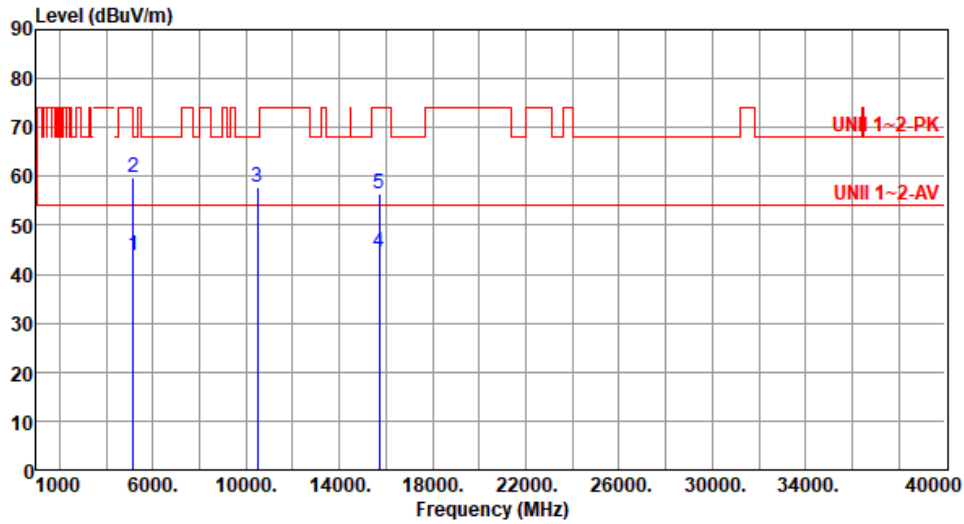
*Factor includes antenna factor , cable loss and amplifier gain

Note 2: Margin (dB) = Emission level (dBuV/m) – Limit (dBuV/m).



Modulation	11a	Test Freq. (MHz)	5240
Polarization	Vertical		

Test By : Sean Yu Temperature(°C): 24 Humidity(%): 62



	Freq. MHz	Emission level dBuV/m	Limit dBuV/m	Margin dB	SA reading dBuV	Factor dB/m	Remark	ANT High cm	Turn Table deg
1	5150.00	43.71	54.00	-10.29	43.57	0.14	Average	100	231
2	5150.00	59.75	74.00	-14.25	59.61	0.14	Peak	100	231
3	10480.00	57.91	68.20	-10.29	50.74	7.17	Peak	203	254
4	15720.00	44.55	54.00	-9.45	40.72	3.83	Average	100	203
5	15720.00	56.37	74.00	-17.63	52.54	3.83	Peak	100	203

Note 1: Emission Level (dBuV/m) = SA Reading (dBuV) + Factor* (dB/m)

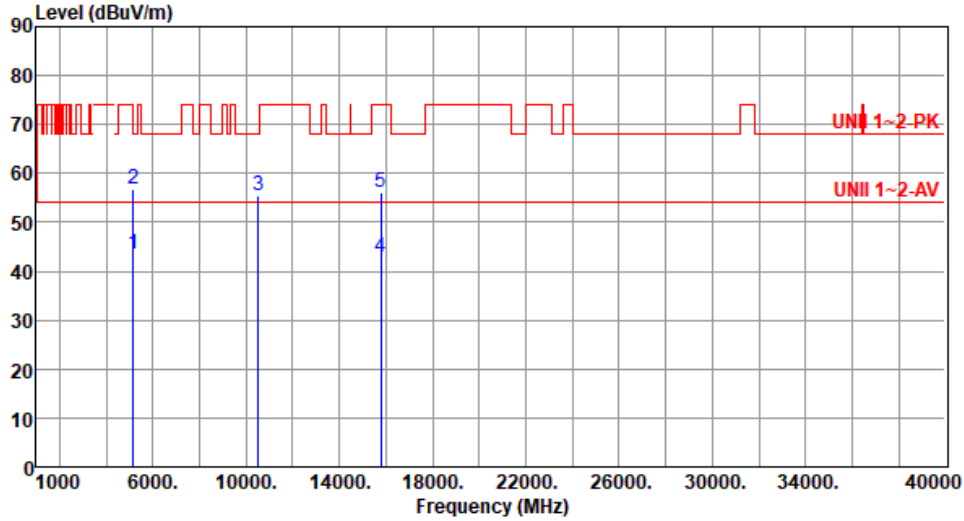
*Factor includes antenna factor , cable loss and amplifier gain

Note 2: Margin (dB) = Emission level (dBuV/m) – Limit (dBuV/m).



Modulation	11a	Test Freq. (MHz)	5260
Polarization	Horizontal		

Test By :Brad Wu Temperature(°C):24 Humidity(%):63



	Freq. MHz	Emission level dBuV/m	Limit dBuV/m	Margin dB	SA reading dBuV	Factor dB/m	Remark	ANT High cm	Turn Table deg
1	5150.00	43.35	54.00	-10.65	43.21	0.14	Average	100	39
2	5150.00	56.64	74.00	-17.36	56.50	0.14	Peak	100	39
3	10520.00	55.36	68.20	-12.84	48.17	7.19	Peak	100	102
4	15780.00	42.79	54.00	-11.21	38.92	3.87	Average	100	117
5	15780.00	56.20	74.00	-17.80	52.33	3.87	Peak	100	117

Note 1: Emission Level (dBuV/m) = SA Reading (dBuV) + Factor* (dB/m)

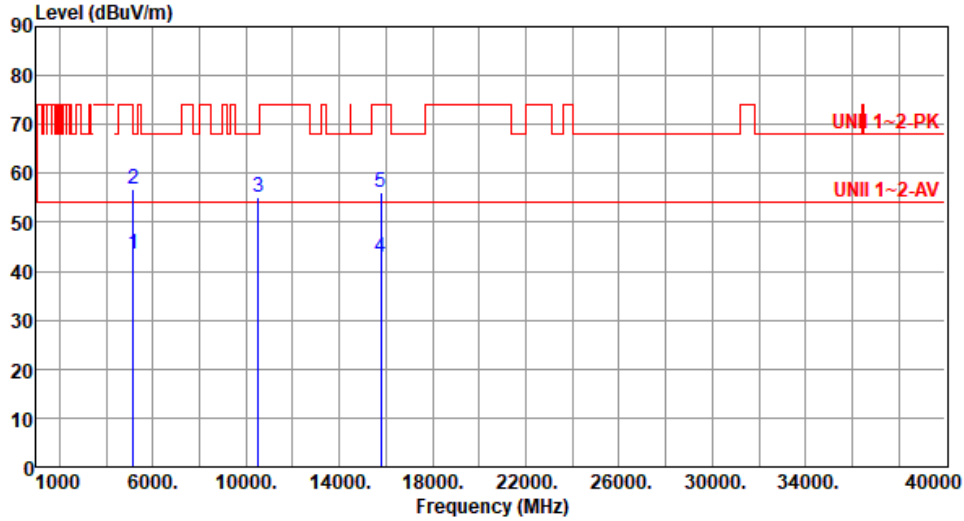
*Factor includes antenna factor , cable loss and amplifier gain

Note 2: Margin (dB) = Emission level (dBuV/m) – Limit (dBuV/m).



Modulation	11a	Test Freq. (MHz)	5260
Polarization	Vertical		

Test By :Brad Wu Temperature(°C):24 Humidity(%):63



	Freq. MHz	Emission level dBuV/m	Limit dBuV/m	Margin dB	SA reading dBuV	Factor dB/m	Remark	ANT High cm	Turn Table deg
1	5150.00	43.47	54.00	-10.53	43.33	0.14	Average	100	209
2	5150.00	56.71	74.00	-17.29	56.57	0.14	Peak	100	209
3	10520.00	55.11	68.20	-13.09	47.92	7.19	Peak	100	38
4	15780.00	42.85	54.00	-11.15	38.98	3.87	Average	100	46
5	15780.00	56.28	74.00	-17.72	52.41	3.87	Peak	100	46

Note 1: Emission Level (dBuV/m) = SA Reading (dBuV) + Factor* (dB/m)

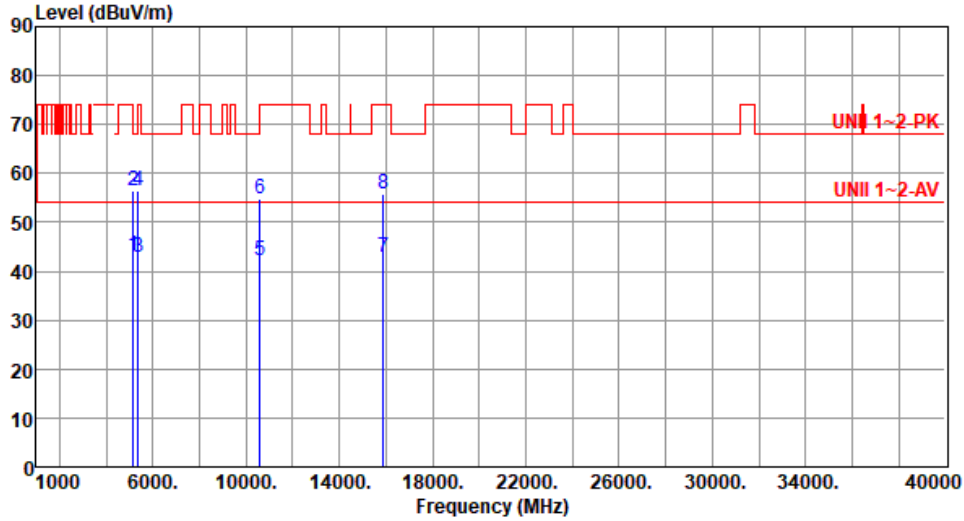
*Factor includes antenna factor , cable loss and amplifier gain

Note 2: Margin (dB) = Emission level (dBuV/m) – Limit (dBuV/m).



Modulation	11a	Test Freq. (MHz)	5300
Polarization	Horizontal		

Test By :Brad Wu Temperature(°C):24 Humidity(%):63



	Freq. MHz	Emission level dBuV/m	Limit dBuV/m	Margin dB	SA reading dBuV	Factor dB/m	Remark	ANT High cm	Turn Table deg
1	5150.00	43.29	54.00	-10.71	43.15	0.14	Average	100	38
2	5150.00	56.57	74.00	-17.43	56.43	0.14	Peak	100	38
3	5350.00	42.87	54.00	-11.13	43.16	-0.29	Average	100	38
4	5350.00	56.62	74.00	-17.38	56.91	-0.29	Peak	100	38
5	10600.00	42.02	54.00	-11.98	34.85	7.17	Average	100	24
6	10600.00	54.81	74.00	-19.19	47.64	7.17	Peak	100	24
7	15900.00	42.91	54.00	-11.09	38.86	4.05	Average	100	54
8	15900.00	55.92	74.00	-18.08	51.87	4.05	Peak	100	54

Note 1: Emission Level (dBuV/m) = SA Reading (dBuV) + Factor* (dB/m)

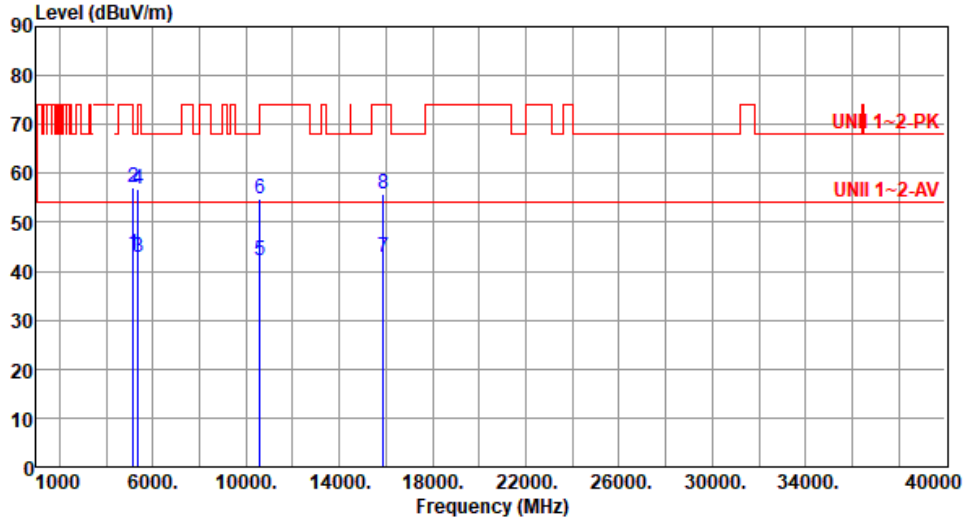
*Factor includes antenna factor , cable loss and amplifier gain

Note 2: Margin (dB) = Emission level (dBuV/m) – Limit (dBuV/m).



Modulation	11a	Test Freq. (MHz)	5300
Polarization	Vertical		

Test By :Brad Wu Temperature(°C):24 Humidity(%):63



	Freq. MHz	Emission level dBuV/m	Limit dBuV/m	Margin dB	SA reading dBuV	Factor dB/m	Remark	ANT High cm	Turn Table deg
1	5150.00	43.41	54.00	-10.59	43.27	0.14	Average	100	205
2	5150.00	57.08	74.00	-16.92	56.94	0.14	Peak	100	205
3	5350.00	42.92	54.00	-11.08	43.21	-0.29	Average	100	205
4	5350.00	56.81	74.00	-17.19	57.10	-0.29	Peak	100	205
5	10600.00	42.22	54.00	-11.78	35.05	7.17	Average	110	29
6	10600.00	54.86	74.00	-19.14	47.69	7.17	Peak	110	29
7	15900.00	43.00	54.00	-11.00	38.95	4.05	Average	100	42
8	15900.00	55.82	74.00	-18.18	51.77	4.05	Peak	100	42

Note 1: Emission Level (dBuV/m) = SA Reading (dBuV) + Factor* (dB/m)

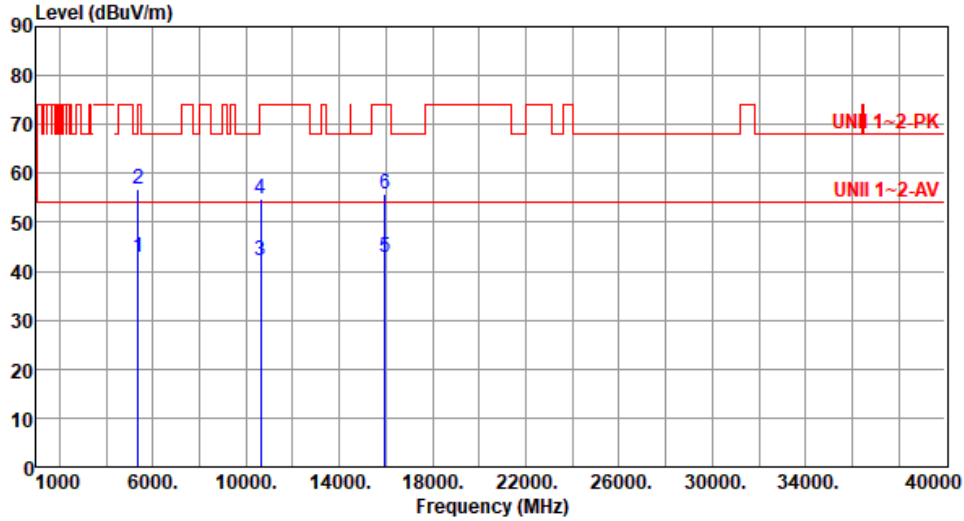
*Factor includes antenna factor , cable loss and amplifier gain

Note 2: Margin (dB) = Emission level (dBuV/m) – Limit (dBuV/m).



Modulation	11a	Test Freq. (MHz)	5320
Polarization	Horizontal		

Test By :Brad Wu Temperature(°C):24 Humidity(%):63



	Freq. MHz	Emission level dBuV/m	Limit dBuV/m	Margin dB	SA reading dBuV	Factor dB/m	Remark	ANT High cm	Turn Table deg
1	5350.00	42.86	54.00	-11.14	43.15	-0.29	Average	100	42
2	5350.00	56.92	74.00	-17.08	57.21	-0.29	Peak	100	42
3	10640.00	42.11	54.00	-11.89	34.99	7.12	Average	100	29
4	10640.00	54.96	74.00	-19.04	47.84	7.12	Peak	100	29
5	15960.00	42.95	54.00	-11.05	38.92	4.03	Average	100	38
6	15960.00	55.84	74.00	-18.16	51.81	4.03	Peak	100	38

Note 1: Emission Level (dBuV/m) = SA Reading (dBuV) + Factor* (dB/m)

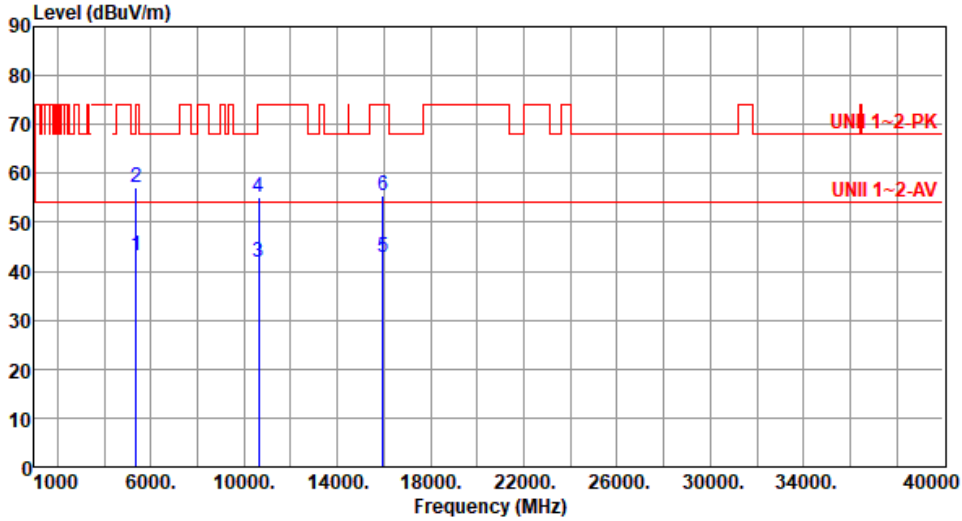
*Factor includes antenna factor , cable loss and amplifier gain

Note 2: Margin (dB) = Emission level (dBuV/m) – Limit (dBuV/m).



Modulation	11a	Test Freq. (MHz)	5320
Polarization	Vertical		

Test By :Brad Wu Temperature(°C):24 Humidity(%):63



	Freq. MHz	Emission level dBuV/m	Limit dBuV/m	Margin dB	SA reading dBuV	Factor dB/m	Remark	ANT High cm	Turn Table deg
1	5350.00	43.09	54.00	-10.91	43.38	-0.29	Average	100	213
2	5350.00	57.13	74.00	-16.87	57.42	-0.29	Peak	100	213
3	10640.00	41.98	54.00	-12.02	34.86	7.12	Average	100	39
4	10640.00	55.18	74.00	-18.82	48.06	7.12	Peak	100	39
5	15960.00	42.98	54.00	-11.02	38.95	4.03	Average	100	26
6	15960.00	55.42	74.00	-18.58	51.39	4.03	Peak	100	26

Note 1: Emission Level (dBuV/m) = SA Reading (dBuV) + Factor* (dB/m)

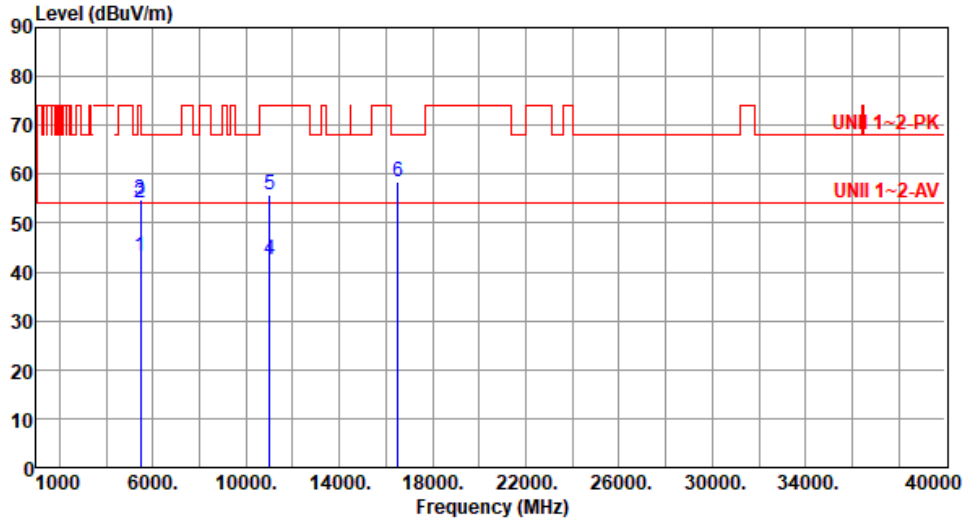
*Factor includes antenna factor , cable loss and amplifier gain

Note 2: Margin (dB) = Emission level (dBuV/m) – Limit (dBuV/m).



Modulation	11a	Test Freq. (MHz)	5500
Polarization	Horizontal		

Test By : Sean Yu Temperature(°C): 25 Humidity(%): 61



	Freq. MHz	Emission level dBuV/m	Limit dBuV/m	Margin dB	SA reading dBuV	Factor dB/m	Remark	ANT High cm	Turn Table deg
1	5460.00	43.01	54.00	-10.99	43.04	-0.03	Average	100	138
2	5460.00	54.16	74.00	-19.84	54.19	-0.03	Peak	100	138
3	5470.00	54.86	68.20	-13.34	54.87	-0.01	Peak	100	138
4	11000.00	42.41	54.00	-11.59	34.92	7.49	Average	100	265
5	11000.00	55.64	74.00	-18.36	48.15	7.49	Peak	100	265
6	16500.00	58.34	68.20	-9.86	52.35	5.99	Peak	100	141

Note 1: Emission Level (dBuV/m) = SA Reading (dBuV) + Factor* (dB/m)

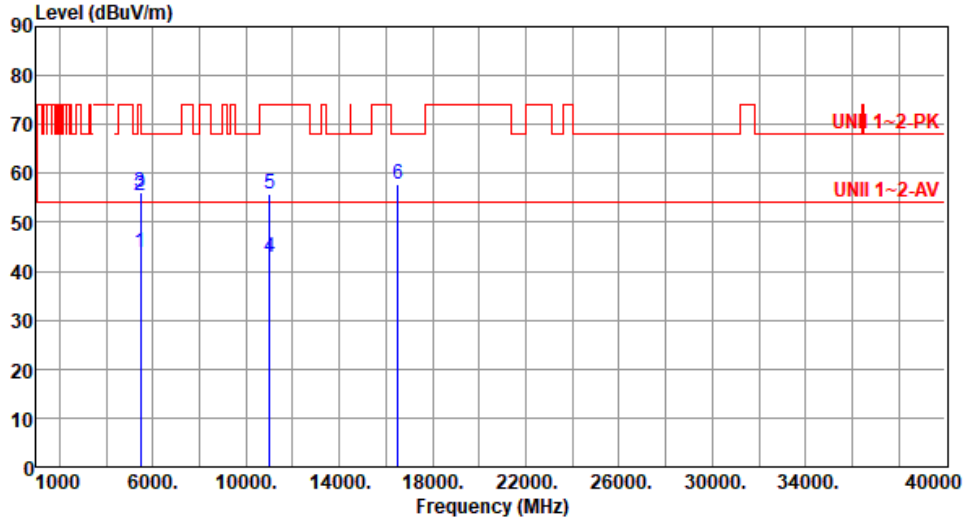
*Factor includes antenna factor , cable loss and amplifier gain

Note 2: Margin (dB) = Emission level (dBuV/m) – Limit (dBuV/m).



Modulation	11a	Test Freq. (MHz)	5500
Polarization	Vertical		

Test By : Sean Yu Temperature(°C): 25 Humidity(%): 61



	Freq. MHz	Emission level dBuV/m	Limit dBuV/m	Margin dB	SA reading dBuV	Factor dB/m	Remark	ANT High cm	Turn Table deg
1	5460.00	43.89	54.00	-10.11	43.92	-0.03	Average	250	198
2	5460.00	55.43	74.00	-18.57	55.46	-0.03	Peak	250	198
3	5470.00	56.22	68.20	-11.98	56.23	-0.01	Peak	250	198
4	11000.00	42.85	54.00	-11.15	35.36	7.49	Average	100	185
5	11000.00	55.94	74.00	-18.06	48.45	7.49	Peak	100	185
6	16500.00	57.82	68.20	-10.38	51.83	5.99	Peak	100	136

Note 1: Emission Level (dBuV/m) = SA Reading (dBuV) + Factor* (dB/m)

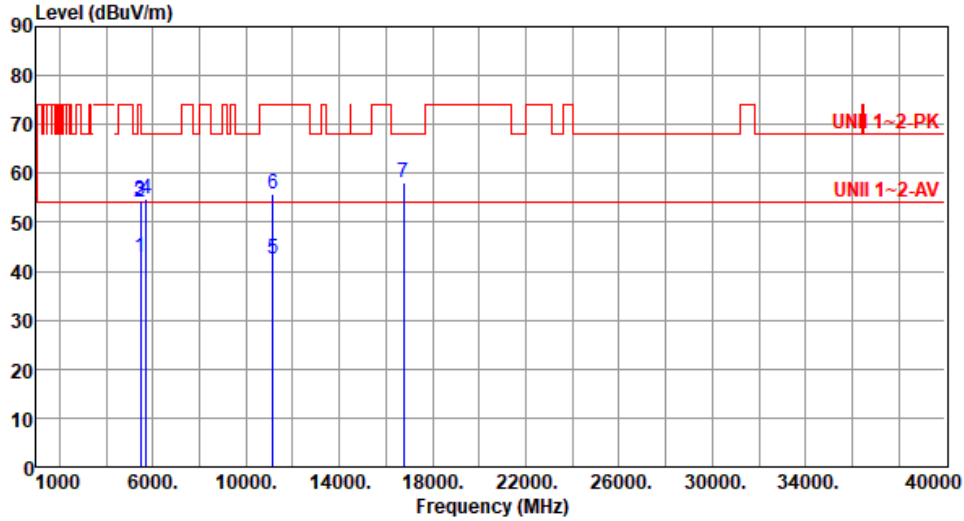
*Factor includes antenna factor , cable loss and amplifier gain

Note 2: Margin (dB) = Emission level (dBuV/m) – Limit (dBuV/m).



Modulation	11a	Test Freq. (MHz)	5580
Polarization	Horizontal		

Test By : Sean Yu Temperature(°C): 25 Humidity(%): 61



	Freq. MHz	Emission level dBuV/m	Limit dBuV/m	Margin dB	SA reading dBuV	Factor dB/m	Remark	ANT High cm	Turn Table deg
1	5460.00	42.92	54.00	-11.08	42.95	-0.03	Average	100	136
2	5460.00	54.08	74.00	-19.92	54.11	-0.03	Peak	100	136
3	5470.00	54.56	68.20	-13.64	54.57	-0.01	Peak	100	136
4	5725.00	54.91	68.20	-13.29	54.43	0.48	Peak	100	136
5	11160.00	42.53	54.00	-11.47	35.60	6.93	Average	100	274
6	11160.00	55.71	74.00	-18.29	48.78	6.93	Peak	100	274
7	16740.00	58.28	68.20	-9.92	51.93	6.35	Peak	100	148

Note 1: Emission Level (dBuV/m) = SA Reading (dBuV) + Factor* (dB/m)

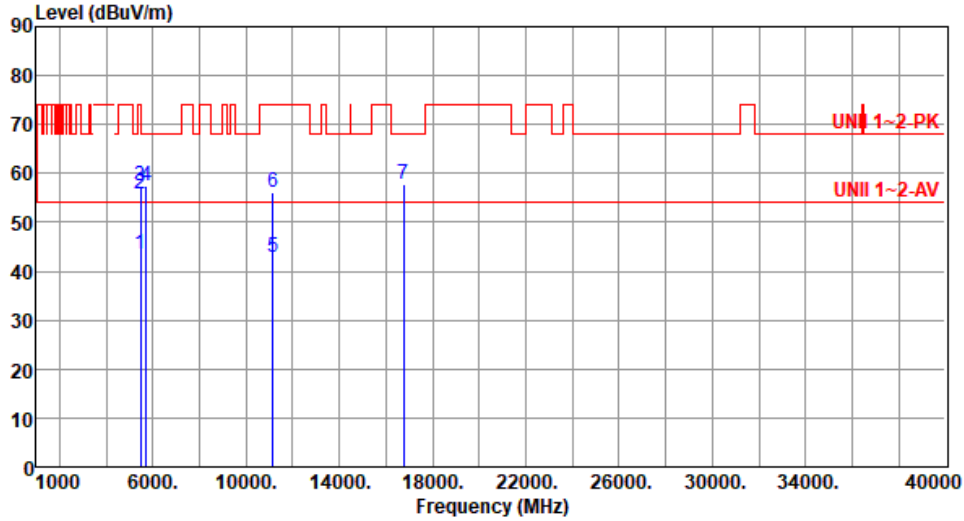
*Factor includes antenna factor , cable loss and amplifier gain

Note 2: Margin (dB) = Emission level (dBuV/m) – Limit (dBuV/m).



Modulation	11a	Test Freq. (MHz)	5580
Polarization	Vertical		

Test By : Sean Yu Temperature(°C): 25 Humidity(%): 61



	Freq. MHz	Emission level dBuV/m	Limit dBuV/m	Margin dB	SA reading dBuV	Factor dB/m	Remark	ANT High cm	Turn Table deg
1	5460.00	43.60	54.00	-10.40	43.63	-0.03	Average	220	186
2	5460.00	55.87	74.00	-18.13	55.90	-0.03	Peak	220	186
3	5470.00	57.48	68.20	-10.72	57.49	-0.01	Peak	220	186
4	5725.00	57.38	68.20	-10.82	56.90	0.48	Peak	220	186
5	11160.00	42.93	54.00	-11.07	36.00	6.93	Average	100	186
6	11160.00	56.01	74.00	-17.99	49.08	6.93	Peak	100	186
7	16740.00	57.91	68.20	-10.29	51.56	6.35	Peak	100	151

Note 1: Emission Level (dBuV/m) = SA Reading (dBuV) + Factor* (dB/m)

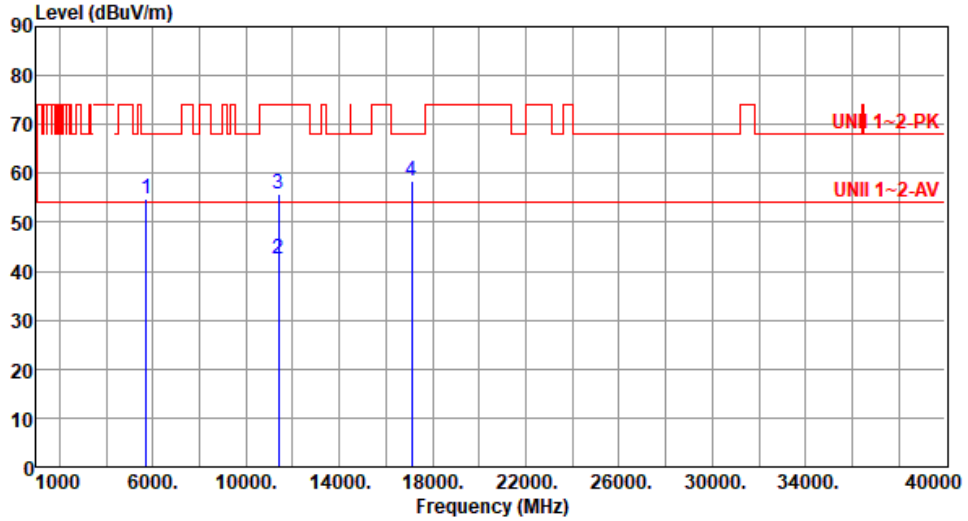
*Factor includes antenna factor , cable loss and amplifier gain

Note 2: Margin (dB) = Emission level (dBuV/m) – Limit (dBuV/m).



Modulation	11a	Test Freq. (MHz)	5700
Polarization	Horizontal		

Test By : Sean Yu Temperature(°C): 25 Humidity(%): 61



	Freq. MHz	Emission level dBuV/m	Limit dBuV/m	Margin dB	SA reading dBuV	Factor dB/m	Remark	ANT High cm	Turn Table deg
1	5725.00	54.96	68.20	-13.24	54.48	0.48	Peak	100	131
2	11400.00	42.61	54.00	-11.39	35.59	7.02	Average	100	282
3	11400.00	55.84	74.00	-18.16	48.82	7.02	Peak	100	282
4	17100.00	58.36	68.20	-9.84	52.41	5.95	Peak	100	128

Note 1: Emission Level (dBuV/m) = SA Reading (dBuV) + Factor* (dB/m)

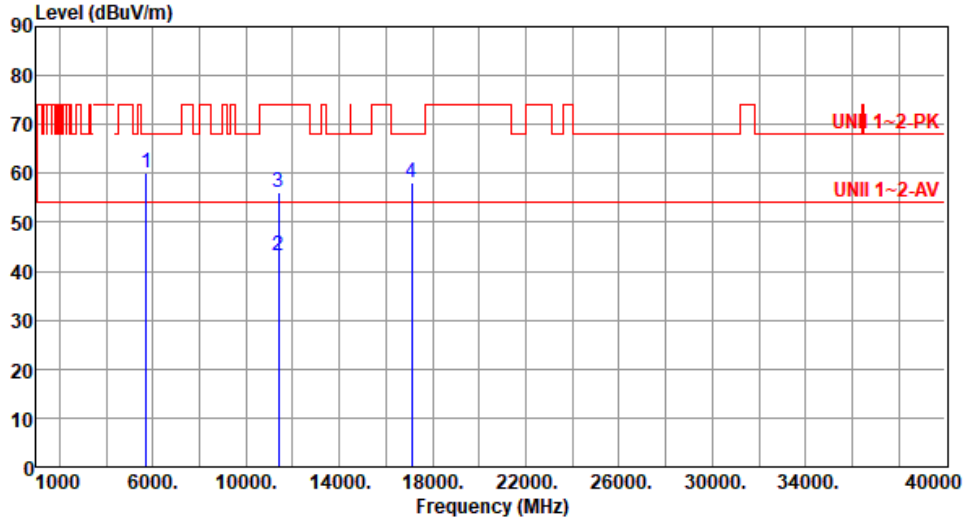
*Factor includes antenna factor , cable loss and amplifier gain

Note 2: Margin (dB) = Emission level (dBuV/m) – Limit (dBuV/m).



Modulation	11a	Test Freq. (MHz)	5700
Polarization	Vertical		

Test By : Sean Yu Temperature(°C): 25 Humidity(%): 61



	Freq. MHz	Emission level dBuV/m	Limit dBuV/m	Margin dB	SA reading dBuV	Factor dB/m	Remark	ANT High cm	Turn Table deg
1	5725.00	60.10	68.20	-8.10	59.62	0.48	Peak	220	191
2	11400.00	43.11	54.00	-10.89	36.09	7.02	Average	100	195
3	11400.00	56.29	74.00	-17.71	49.27	7.02	Peak	100	195
4	17100.00	58.06	68.20	-10.14	52.11	5.95	Peak	100	168

Note 1: Emission Level (dBuV/m) = SA Reading (dBuV) + Factor* (dB/m)

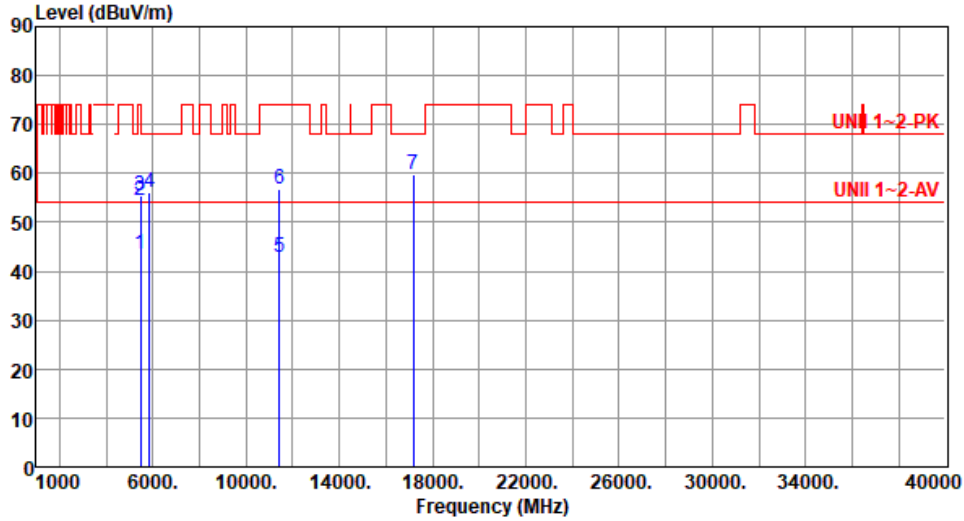
*Factor includes antenna factor , cable loss and amplifier gain

Note 2: Margin (dB) = Emission level (dBuV/m) – Limit (dBuV/m).



Modulation	11a	Test Freq. (MHz)	5720
Polarization	Horizontal		

Test By : Sean Yu Temperature(°C): 25 Humidity(%): 61



	Freq. MHz	Emission level dBuV/m	Limit dBuV/m	Margin dB	SA reading dBuV	Factor dB/m	Remark	ANT High cm	Turn Table deg
1	5460.00	43.42	54.00	-10.58	43.45	-0.03	Average	100	136
2	5460.00	54.61	74.00	-19.39	54.64	-0.03	Peak	100	136
3	5470.00	55.45	68.20	-12.75	55.46	-0.01	Peak	100	136
4	5850.00	55.96	68.20	-12.24	55.21	0.75	Peak	100	136
5	11440.00	42.90	54.00	-11.10	35.82	7.08	Average	100	102
6	11440.00	56.72	74.00	-17.28	49.64	7.08	Peak	100	102
7	17160.00	59.68	68.20	-8.52	53.62	6.06	Peak	100	115

Note 1: Emission Level (dBuV/m) = SA Reading (dBuV) + Factor* (dB/m)

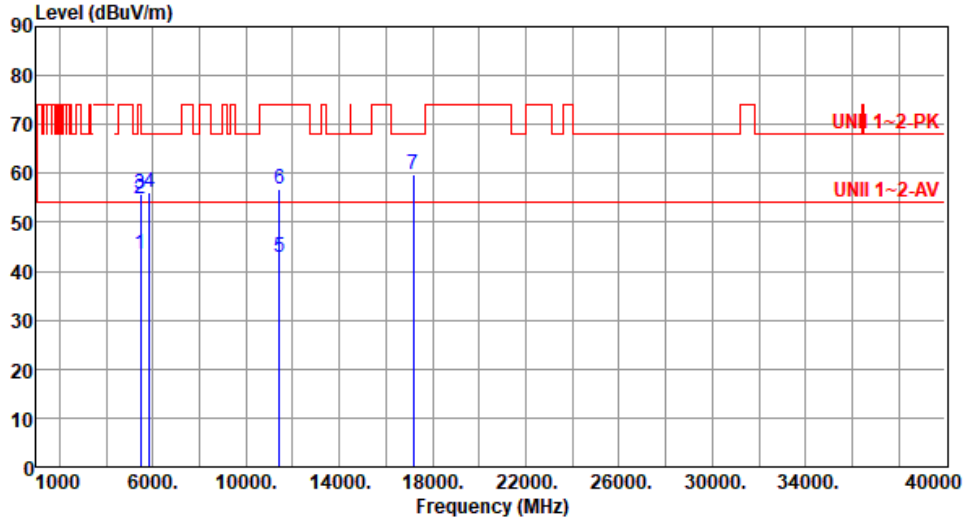
*Factor includes antenna factor , cable loss and amplifier gain

Note 2: Margin (dB) = Emission level (dBuV/m) – Limit (dBuV/m).



Modulation	11a	Test Freq. (MHz)	5720
Polarization	Vertical		

Test By : Sean Yu Temperature(°C): 25 Humidity(%): 61



	Freq. MHz	Emission level dBuV/m	Limit dBuV/m	Margin dB	SA reading dBuV	Factor dB/m	Remark	ANT High cm	Turn Table deg
1	5460.00	43.58	54.00	-10.42	43.61	-0.03	Average	220	186
2	5460.00	54.73	74.00	-19.27	54.76	-0.03	Peak	220	186
3	5470.00	55.66	68.20	-12.54	55.67	-0.01	Peak	220	186
4	5850.00	56.28	68.20	-11.92	55.53	0.75	Peak	220	186
5	11440.00	42.88	54.00	-11.12	35.80	7.08	Average	100	218
6	11440.00	56.72	74.00	-17.28	49.64	7.08	Peak	100	218
7	17160.00	59.72	68.20	-8.48	53.66	6.06	Peak	100	311

Note 1: Emission Level (dBuV/m) = SA Reading (dBuV) + Factor* (dB/m)

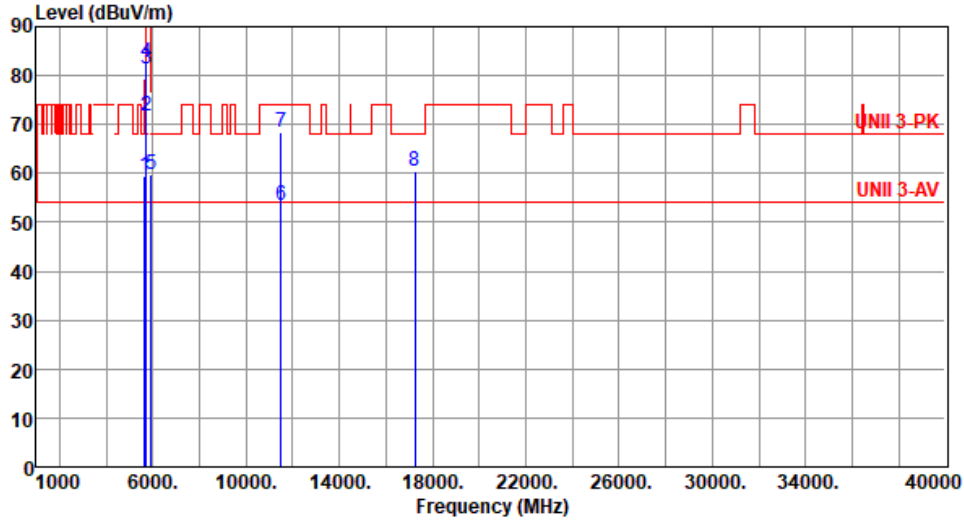
*Factor includes antenna factor , cable loss and amplifier gain

Note 2: Margin (dB) = Emission level (dBuV/m) – Limit (dBuV/m).



Modulation	11a	Test Freq. (MHz)	5745
Polarization	Horizontal		

Test By : Sean Yu Temperature(°C): 24 Humidity(%): 62



	Freq. MHz	Emission level dBuV/m	Limit dBuV/m	Margin dB	SA reading dBuV	Factor dB/m	Remark	ANT High cm	Turn Table deg
1	5650.00	59.35	68.20	-8.85	59.21	0.14	Peak	204	286
2	5700.00	71.82	105.20	-33.38	71.46	0.36	Peak	204	286
3	5720.00	81.26	110.80	-29.54	80.80	0.46	Peak	204	286
4	5725.00	82.64	122.20	-39.56	82.16	0.48	Peak	204	286
5	5925.00	59.66	68.20	-8.54	58.59	1.07	Peak	204	286
6	11490.00	53.40	54.00	-0.60	46.23	7.17	Average	143	108
7	11490.00	68.29	74.00	-5.71	61.12	7.17	Peak	143	108
8	17235.00	60.37	68.20	-7.83	54.29	6.08	Peak	100	196

Note 1: Emission Level (dBuV/m) = SA Reading (dBuV) + Factor* (dB/m)

*Factor includes antenna factor , cable loss and amplifier gain

Note 2: Margin (dB) = Emission level (dBuV/m) – Limit (dBuV/m).

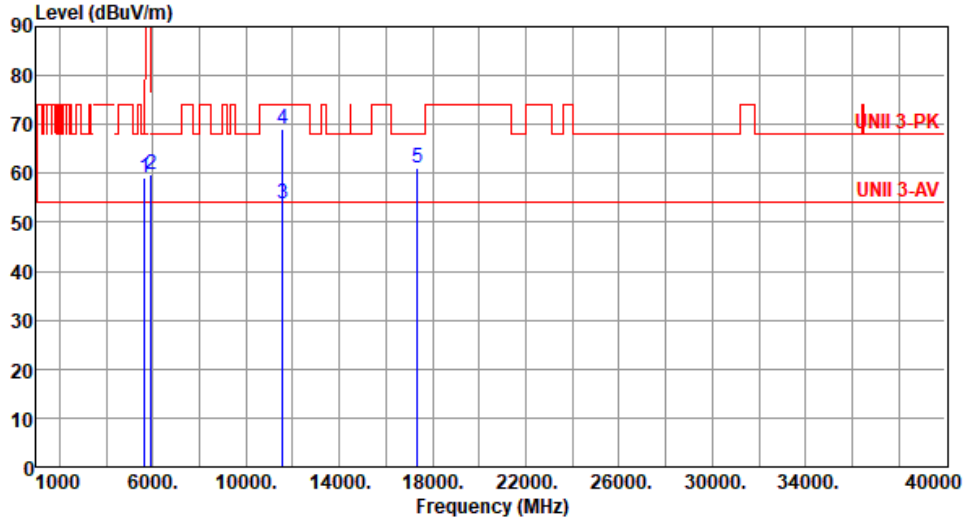


Modulation	11a	Test Freq. (MHz)	5745																																																																																	
Polarization	Vertical																																																																																			
Test By : Sean Yu Temperature(°C): 24 Humidity(%): 62																																																																																				
	<table border="1"> <thead> <tr> <th>1</th> <th>2</th> <th>3</th> <th>4</th> <th>5</th> <th>6</th> <th>7</th> <th>8</th> </tr> </thead> <tbody> <tr> <td>5650.00</td> <td>5700.00</td> <td>5720.00</td> <td>5725.00</td> <td>5925.00</td> <td>11490.00</td> <td>11490.00</td> <td>17235.00</td> </tr> <tr> <td>61.57</td> <td>81.68</td> <td>91.15</td> <td>92.59</td> <td>59.74</td> <td>53.76</td> <td>67.30</td> <td>60.29</td> </tr> <tr> <td>68.20</td> <td>105.20</td> <td>110.80</td> <td>122.20</td> <td>68.20</td> <td>54.00</td> <td>74.00</td> <td>68.20</td> </tr> <tr> <td>-6.63</td> <td>-23.52</td> <td>-19.65</td> <td>-29.61</td> <td>-8.46</td> <td>-0.24</td> <td>-6.70</td> <td>-7.91</td> </tr> <tr> <td>61.43</td> <td>81.32</td> <td>90.69</td> <td>92.11</td> <td>58.67</td> <td>46.59</td> <td>60.13</td> <td>54.21</td> </tr> <tr> <td>0.14</td> <td>0.36</td> <td>0.46</td> <td>0.48</td> <td>1.07</td> <td>7.17</td> <td>7.17</td> <td>6.08</td> </tr> <tr> <td>Peak</td> <td>Peak</td> <td>Peak</td> <td>Peak</td> <td>Peak</td> <td>Average</td> <td>Peak</td> <td>Peak</td> </tr> <tr> <td>155</td> <td>155</td> <td>155</td> <td>155</td> <td>155</td> <td>192</td> <td>192</td> <td>100</td> </tr> <tr> <td>335</td> <td>335</td> <td>335</td> <td>335</td> <td>335</td> <td>151</td> <td>151</td> <td>177</td> </tr> </tbody> </table>	1	2	3	4	5	6	7	8	5650.00	5700.00	5720.00	5725.00	5925.00	11490.00	11490.00	17235.00	61.57	81.68	91.15	92.59	59.74	53.76	67.30	60.29	68.20	105.20	110.80	122.20	68.20	54.00	74.00	68.20	-6.63	-23.52	-19.65	-29.61	-8.46	-0.24	-6.70	-7.91	61.43	81.32	90.69	92.11	58.67	46.59	60.13	54.21	0.14	0.36	0.46	0.48	1.07	7.17	7.17	6.08	Peak	Peak	Peak	Peak	Peak	Average	Peak	Peak	155	155	155	155	155	192	192	100	335	335	335	335	335	151	151	177			
1	2	3	4	5	6	7	8																																																																													
5650.00	5700.00	5720.00	5725.00	5925.00	11490.00	11490.00	17235.00																																																																													
61.57	81.68	91.15	92.59	59.74	53.76	67.30	60.29																																																																													
68.20	105.20	110.80	122.20	68.20	54.00	74.00	68.20																																																																													
-6.63	-23.52	-19.65	-29.61	-8.46	-0.24	-6.70	-7.91																																																																													
61.43	81.32	90.69	92.11	58.67	46.59	60.13	54.21																																																																													
0.14	0.36	0.46	0.48	1.07	7.17	7.17	6.08																																																																													
Peak	Peak	Peak	Peak	Peak	Average	Peak	Peak																																																																													
155	155	155	155	155	192	192	100																																																																													
335	335	335	335	335	151	151	177																																																																													
Note 1: Emission Level (dBuV/m) = SA Reading (dBuV) + Factor* (dB/m) *Factor includes antenna factor , cable loss and amplifier gain Note 2: Margin (dB) = Emission level (dBuV/m) – Limit (dBuV/m).																																																																																				



Modulation	11a	Test Freq. (MHz)	5785
Polarization	Horizontal		

Test By : Sean Yu Temperature(°C): 24 Humidity(%): 62



	Freq. MHz	Emission level dBuV/m	Limit dBuV/m	Margin dB	SA reading dBuV	Factor dB/m	Remark	ANT High cm	Turn Table deg
1	5650.00	59.24	68.20	-8.96	59.10	0.14	Peak	207	284
2	5925.00	59.70	68.20	-8.50	58.63	1.07	Peak	207	284
3	11570.00	53.65	54.00	-0.35	46.70	6.95	Average	181	95
4	11570.00	69.15	74.00	-4.85	62.20	6.95	Peak	181	95
5	17355.00	61.04	68.20	-7.16	54.82	6.22	Peak	100	48

Note 1: Emission Level (dBuV/m) = SA Reading (dBuV) + Factor* (dB/m)

*Factor includes antenna factor , cable loss and amplifier gain

Note 2: Margin (dB) = Emission level (dBuV/m) – Limit (dBuV/m).

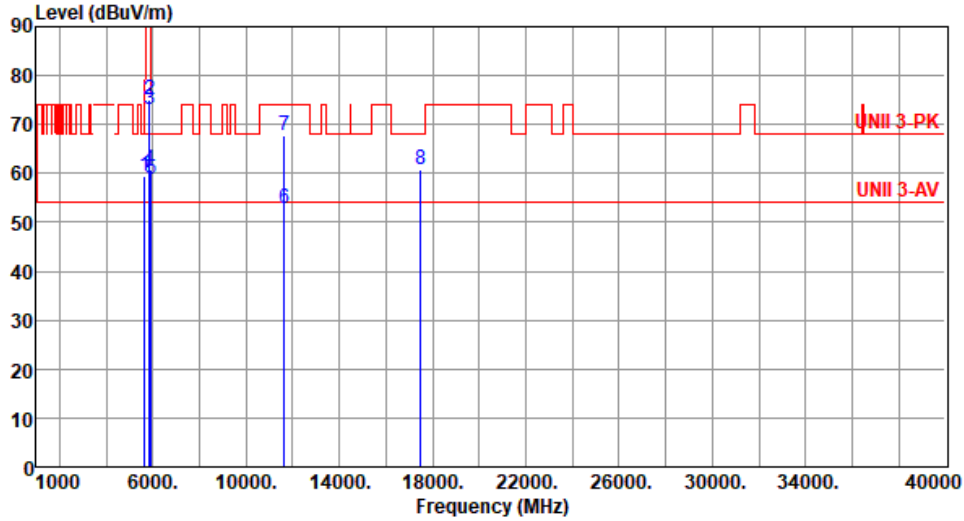


Modulation	11a	Test Freq. (MHz)	5785																																																													
Polarization	Vertical																																																															
Test By : Sean Yu Temperature(°C): 24 Humidity(%): 62																																																																
	<table border="1"> <thead> <tr> <th></th> <th>Freq. MHz</th> <th>Emission level dBuV/m</th> <th>Limit dBuV/m</th> <th>Margin dB</th> <th>SA reading dBuV</th> <th>Factor dB/m</th> <th>Remark</th> <th>ANT High cm</th> <th>Turn Table deg</th> </tr> </thead> <tbody> <tr> <td>1</td> <td>5650.00</td> <td>60.97</td> <td>68.20</td> <td>-7.23</td> <td>60.83</td> <td>0.14</td> <td>Peak</td> <td>153</td> <td>335</td> </tr> <tr> <td>2</td> <td>5925.00</td> <td>61.03</td> <td>68.20</td> <td>-7.17</td> <td>59.96</td> <td>1.07</td> <td>Peak</td> <td>153</td> <td>335</td> </tr> <tr> <td>3</td> <td>11570.00</td> <td>53.86</td> <td>54.00</td> <td>-0.14</td> <td>46.91</td> <td>6.95</td> <td>Average</td> <td>180</td> <td>153</td> </tr> <tr> <td>4</td> <td>11570.00</td> <td>68.81</td> <td>74.00</td> <td>-5.19</td> <td>61.86</td> <td>6.95</td> <td>Peak</td> <td>180</td> <td>153</td> </tr> <tr> <td>5</td> <td>17355.00</td> <td>60.24</td> <td>68.20</td> <td>-7.96</td> <td>54.02</td> <td>6.22</td> <td>Peak</td> <td>100</td> <td>112</td> </tr> </tbody> </table>		Freq. MHz	Emission level dBuV/m	Limit dBuV/m	Margin dB	SA reading dBuV	Factor dB/m	Remark	ANT High cm	Turn Table deg	1	5650.00	60.97	68.20	-7.23	60.83	0.14	Peak	153	335	2	5925.00	61.03	68.20	-7.17	59.96	1.07	Peak	153	335	3	11570.00	53.86	54.00	-0.14	46.91	6.95	Average	180	153	4	11570.00	68.81	74.00	-5.19	61.86	6.95	Peak	180	153	5	17355.00	60.24	68.20	-7.96	54.02	6.22	Peak	100	112			
	Freq. MHz	Emission level dBuV/m	Limit dBuV/m	Margin dB	SA reading dBuV	Factor dB/m	Remark	ANT High cm	Turn Table deg																																																							
1	5650.00	60.97	68.20	-7.23	60.83	0.14	Peak	153	335																																																							
2	5925.00	61.03	68.20	-7.17	59.96	1.07	Peak	153	335																																																							
3	11570.00	53.86	54.00	-0.14	46.91	6.95	Average	180	153																																																							
4	11570.00	68.81	74.00	-5.19	61.86	6.95	Peak	180	153																																																							
5	17355.00	60.24	68.20	-7.96	54.02	6.22	Peak	100	112																																																							
Note 1: Emission Level (dBuV/m) = SA Reading (dBuV) + Factor* (dB/m) *Factor includes antenna factor , cable loss and amplifier gain Note 2: Margin (dB) = Emission level (dBuV/m) – Limit (dBuV/m).																																																																



Modulation	11a	Test Freq. (MHz)	5825
Polarization	Horizontal		

Test By : Sean Yu Temperature(°C): 24 Humidity(%): 62



	Freq. MHz	Emission level dBuV/m	Limit dBuV/m	Margin dB	SA reading dBuV	Factor dB/m	Remark	ANT High cm	Turn Table deg
1	5650.00	59.31	68.20	-8.89	59.17	0.14	Peak	202	279
2	5850.00	75.12	122.20	-47.08	74.37	0.75	Peak	202	279
3	5855.00	72.96	110.80	-37.84	72.18	0.78	Peak	202	279
4	5875.00	60.81	105.20	-44.39	59.94	0.87	Peak	202	279
5	5925.00	58.62	68.20	-9.58	57.55	1.07	Peak	202	279
6	11650.00	52.75	54.00	-1.25	46.08	6.67	Average	195	92
7	11650.00	67.88	74.00	-6.12	61.21	6.67	Peak	195	92
8	17475.00	60.69	68.20	-7.51	54.11	6.58	Peak	100	158

Note 1: Emission Level (dBuV/m) = SA Reading (dBuV) + Factor* (dB/m)

*Factor includes antenna factor , cable loss and amplifier gain

Note 2: Margin (dB) = Emission level (dBuV/m) – Limit (dBuV/m).



Modulation	11a		Test Freq. (MHz)	5825					
Polarization	Vertical								
Test By : Sean Yu		Temperature(°C): 24		Humidity(%): 62					
	Freq.	Emission level	Limit	Margin	SA reading	Factor	Remark	ANT High	Turn Table
	MHz	dBuV/m	dBuV/m	dB	dBuV	dB/m		cm	deg
1	5650.00	59.35	68.20	-8.85	59.21	0.14	Peak	163	332
2	5850.00	84.90	122.20	-37.30	84.15	0.75	Peak	163	332
3	5855.00	82.84	110.80	-27.96	82.06	0.78	Peak	163	332
4	5875.00	70.66	105.20	-34.54	69.79	0.87	Peak	163	332
5	5925.00	58.83	68.20	-9.37	57.76	1.07	Peak	163	332
6	11650.00	53.58	54.00	-0.42	46.91	6.67	Average	180	150
7	11650.00	68.62	74.00	-5.38	61.95	6.67	Peak	180	150
8	17475.00	60.64	68.20	-7.56	54.06	6.58	Peak	100	271

Note 1: Emission Level (dBuV/m) = SA Reading (dBuV) + Factor* (dB/m)
 *Factor includes antenna factor , cable loss and amplifier gain
 Note 2: Margin (dB) = Emission level (dBuV/m) – Limit (dBuV/m).



Unwanted Emissions (Above 1GHz) for ax HE20

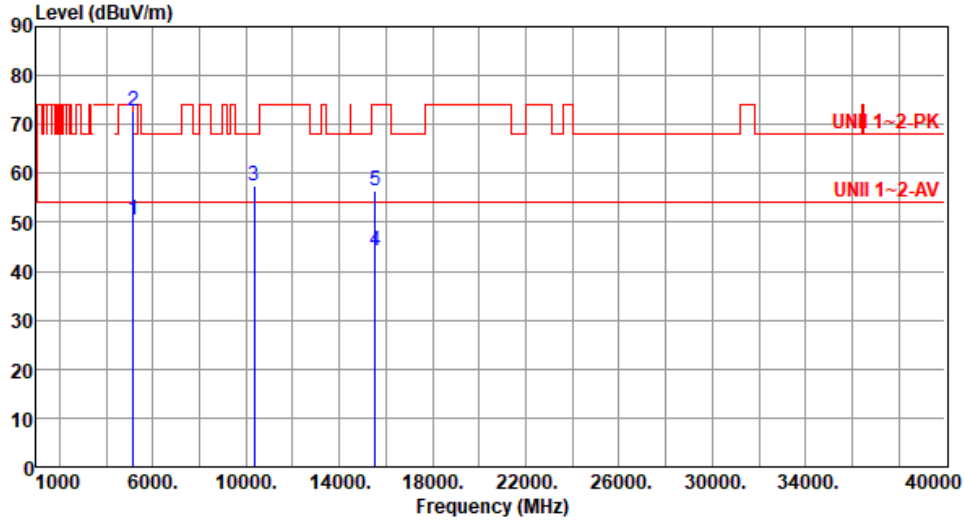
Modulation	ax HE20	Test Freq. (MHz)	5180						
Polarization	Horizontal								
Test By : Sean Yu Temperature(°C): 25 Humidity(%): 61									
	Freq. MHz	Emission level dBuV/m	Limit dBuV/m	Margin dB	SA reading dBuV	Factor dB/m	Remark	ANT High cm	Turn Table deg
1	5150.00	51.68	54.00	-2.32	51.54	0.14	Average	100	209
2	5150.00	73.65	74.00	-0.35	73.51	0.14	Peak	100	209
3	10360.00	56.94	68.20	-11.26	49.93	7.01	Peak	145	171
4	15540.00	44.48	54.00	-9.52	40.43	4.05	Average	100	256
5	15540.00	56.55	74.00	-17.45	52.50	4.05	Peak	100	256

Note 1: Emission Level (dBuV/m) = SA Reading (dBuV) + Factor* (dB/m)
 *Factor includes antenna factor , cable loss and amplifier gain
 Note 2: Margin (dB) = Emission level (dBuV/m) – Limit (dBuV/m).



Modulation	ax HE20	Test Freq. (MHz)	5180
Polarization	Vertical		

Test By : Sean Yu Temperature(°C): 25 Humidity(%): 61



	Freq. MHz	Emission level dBuV/m	Limit dBuV/m	Margin dB	SA reading dBuV	Factor dB/m	Remark	ANT High cm	Turn Table deg
1	5150.00	50.35	54.00	-3.65	50.21	0.14	Average	100	232
2	5150.00	72.65	74.00	-1.35	72.51	0.14	Peak	100	232
3	10360.00	57.52	68.20	-10.68	50.51	7.01	Peak	208	261
4	15540.00	44.29	54.00	-9.71	40.24	4.05	Average	100	214
5	15540.00	56.45	74.00	-17.55	52.40	4.05	Peak	100	214

Note 1: Emission Level (dBuV/m) = SA Reading (dBuV) + Factor* (dB/m)

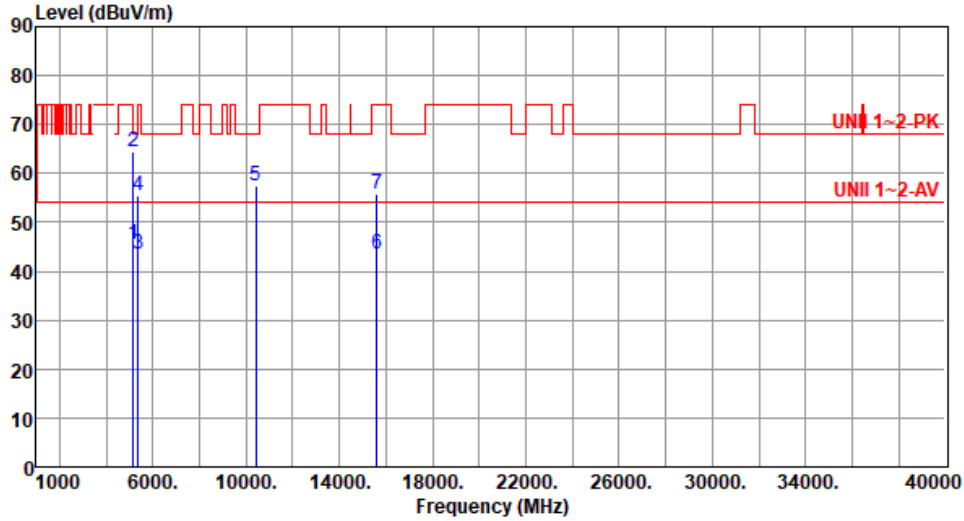
*Factor includes antenna factor , cable loss and amplifier gain

Note 2: Margin (dB) = Emission level (dBuV/m) – Limit (dBuV/m).



Modulation	ax HE20	Test Freq. (MHz)	5200
Polarization	Horizontal		

Test By : Sean Yu Temperature(°C): 25 Humidity(%): 61



	Freq. MHz	Emission level dBuV/m	Limit dBuV/m	Margin dB	SA reading dBuV	Factor dB/m	Remark	ANT High cm	Turn Table deg
1	5150.00	45.43	54.00	-8.57	45.29	0.14	Average	100	209
2	5150.00	64.51	74.00	-9.49	64.37	0.14	Peak	100	209
3	5350.00	43.45	54.00	-10.55	43.74	-0.29	Average	100	209
4	5350.00	55.52	74.00	-18.48	55.81	-0.29	Peak	100	209
5	10400.00	57.40	68.20	-10.80	50.29	7.11	Peak	100	241
6	15600.00	43.62	54.00	-10.38	39.77	3.85	Average	100	126
7	15600.00	55.88	74.00	-18.12	52.03	3.85	Peak	100	126

Note 1: Emission Level (dBuV/m) = SA Reading (dBuV) + Factor* (dB/m)

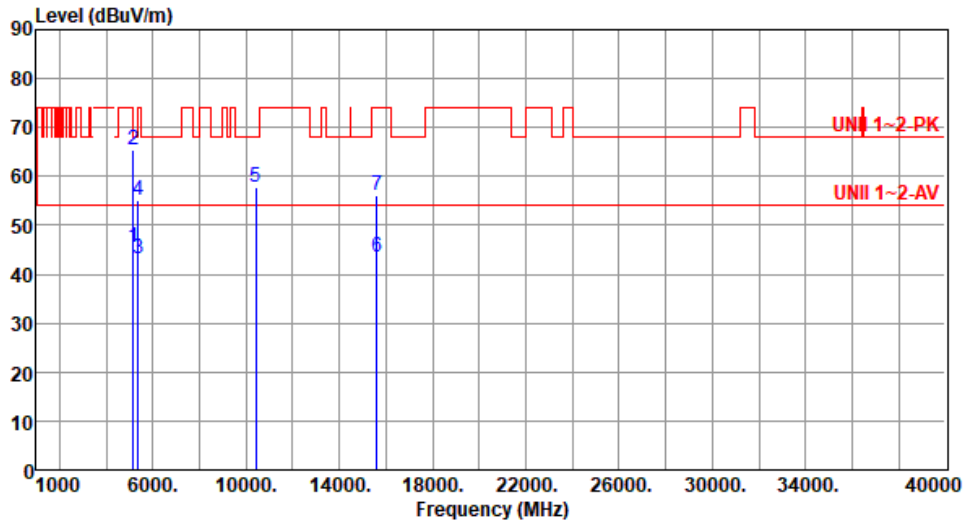
*Factor includes antenna factor , cable loss and amplifier gain

Note 2: Margin (dB) = Emission level (dBuV/m) – Limit (dBuV/m).



Modulation	ax HE20	Test Freq. (MHz)	5200
Polarization	Vertical		

Test By : Sean Yu Temperature(°C): 25 Humidity(%): 61



	Freq. MHz	Emission level dBuV/m	Limit dBuV/m	Margin dB	SA reading dBuV	Factor dB/m	Remark	ANT High cm	Turn Table deg
1	5150.00	45.53	54.00	-8.47	45.39	0.14	Average	100	234
2	5150.00	65.42	74.00	-8.58	65.28	0.14	Peak	100	234
3	5350.00	43.33	54.00	-10.67	43.62	-0.29	Average	100	234
4	5350.00	55.09	74.00	-18.91	55.38	-0.29	Peak	100	234
5	10400.00	57.66	68.20	-10.54	50.55	7.11	Peak	167	315
6	15600.00	43.59	54.00	-10.41	39.74	3.85	Average	100	215
7	15600.00	56.02	74.00	-17.98	52.17	3.85	Peak	100	215

Note 1: Emission Level (dBuV/m) = SA Reading (dBuV) + Factor* (dB/m)

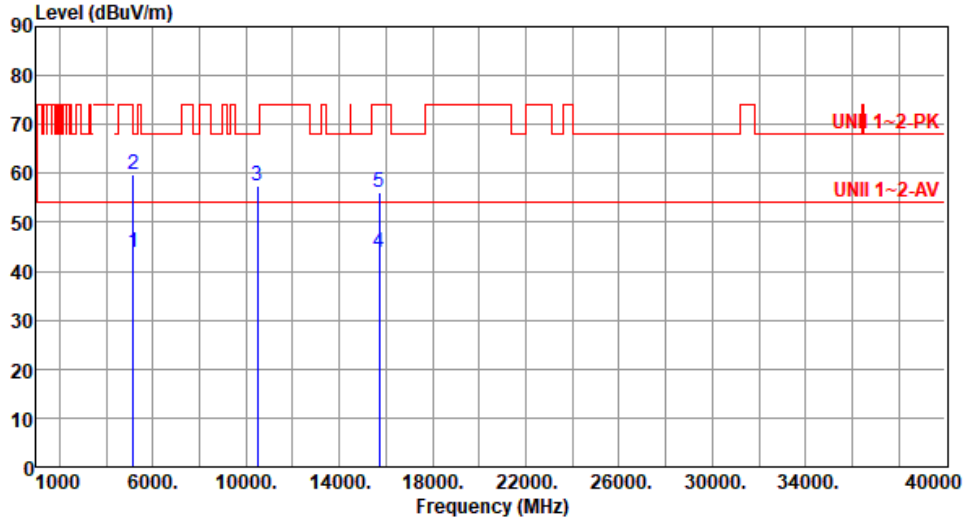
*Factor includes antenna factor , cable loss and amplifier gain

Note 2: Margin (dB) = Emission level (dBuV/m) – Limit (dBuV/m).



Modulation	ax HE20	Test Freq. (MHz)	5240
Polarization	Horizontal		

Test By : Sean Yu Temperature(°C): 25 Humidity(%): 61



	Freq. MHz	Emission level dBuV/m	Limit dBuV/m	Margin dB	SA reading dBuV	Factor dB/m	Remark	ANT High cm	Turn Table deg
1	5150.00	43.71	54.00	-10.29	43.57	0.14	Average	148	213
2	5150.00	59.79	74.00	-14.21	59.65	0.14	Peak	148	213
3	10480.00	57.37	68.20	-10.83	50.20	7.17	Peak	100	243
4	15720.00	43.71	54.00	-10.29	39.88	3.83	Average	100	131
5	15720.00	56.13	74.00	-17.87	52.30	3.83	Peak	100	131

Note 1: Emission Level (dBuV/m) = SA Reading (dBuV) + Factor* (dB/m)

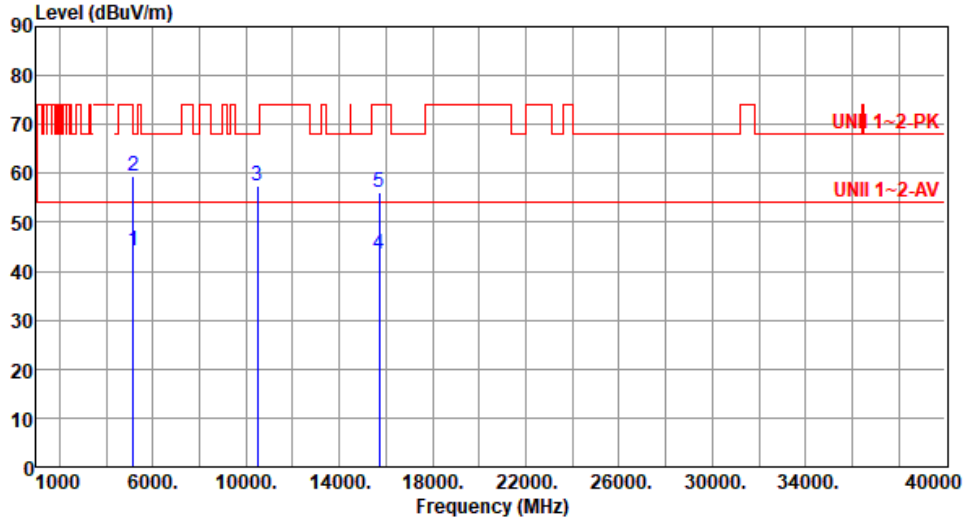
*Factor includes antenna factor , cable loss and amplifier gain

Note 2: Margin (dB) = Emission level (dBuV/m) – Limit (dBuV/m).



Modulation	ax HE20	Test Freq. (MHz)	5240
Polarization	Vertical		

Test By : Sean Yu Temperature(°C): 25 Humidity(%): 61



	Freq. MHz	Emission level dBuV/m	Limit dBuV/m	Margin dB	SA reading dBuV	Factor dB/m	Remark	ANT High cm	Turn Table deg
1	5150.00	44.15	54.00	-9.85	44.01	0.14	Average	100	211
2	5150.00	59.40	74.00	-14.60	59.26	0.14	Peak	100	211
3	10480.00	57.58	68.20	-10.62	50.41	7.17	Peak	159	311
4	15720.00	43.64	54.00	-10.36	39.81	3.83	Average	100	213
5	15720.00	56.11	74.00	-17.89	52.28	3.83	Peak	100	213

Note 1: Emission Level (dBuV/m) = SA Reading (dBuV) + Factor* (dB/m)

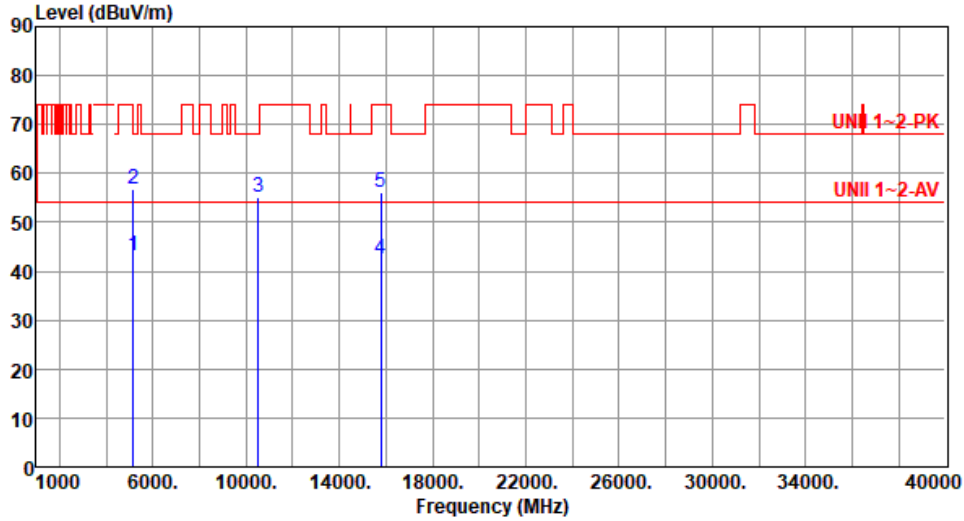
*Factor includes antenna factor , cable loss and amplifier gain

Note 2: Margin (dB) = Emission level (dBuV/m) – Limit (dBuV/m).



Modulation	ax HE20	Test Freq. (MHz)	5260
Polarization	Horizontal		

Test By :Brad Wu Temperature(°C):24 Humidity(%):63



	Freq. MHz	Emission level dBuV/m	Limit dBuV/m	Margin dB	SA reading dBuV	Factor dB/m	Remark	ANT High cm	Turn Table deg
1	5150.00	43.22	54.00	-10.78	43.08	0.14	Average	100	48
2	5150.00	56.64	74.00	-17.36	56.50	0.14	Peak	100	48
3	10520.00	55.24	68.20	-12.96	48.05	7.19	Peak	100	178
4	15780.00	42.67	54.00	-11.33	38.80	3.87	Average	100	100
5	15780.00	56.23	74.00	-17.77	52.36	3.87	Peak	100	100

Note 1: Emission Level (dBuV/m) = SA Reading (dBuV) + Factor* (dB/m)

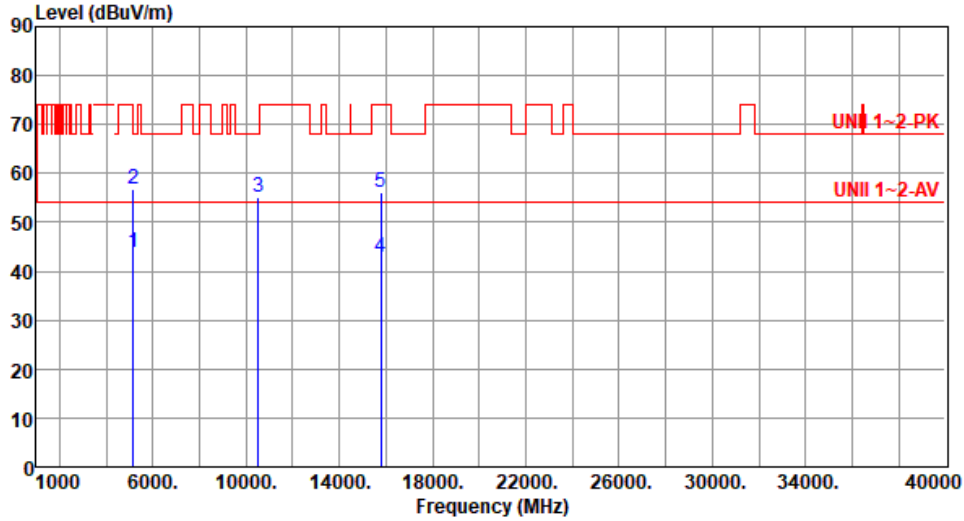
*Factor includes antenna factor , cable loss and amplifier gain

Note 2: Margin (dB) = Emission level (dBuV/m) – Limit (dBuV/m).



Modulation	ax HE20	Test Freq. (MHz)	5260
Polarization	Vertical		

Test By :Brad Wu Temperature(°C):24 Humidity(%):63



	Freq. MHz	Emission level dBuV/m	Limit dBuV/m	Margin dB	SA reading dBuV	Factor dB/m	Remark	ANT High cm	Turn Table deg
1	5150.00	43.69	54.00	-10.31	43.55	0.14	Average	100	209
2	5150.00	56.94	74.00	-17.06	56.80	0.14	Peak	100	209
3	10520.00	55.06	68.20	-13.14	47.87	7.19	Peak	100	44
4	15780.00	42.77	54.00	-11.23	38.90	3.87	Average	100	32
5	15780.00	56.15	74.00	-17.85	52.28	3.87	Peak	100	32

Note 1: Emission Level (dBuV/m) = SA Reading (dBuV) + Factor* (dB/m)

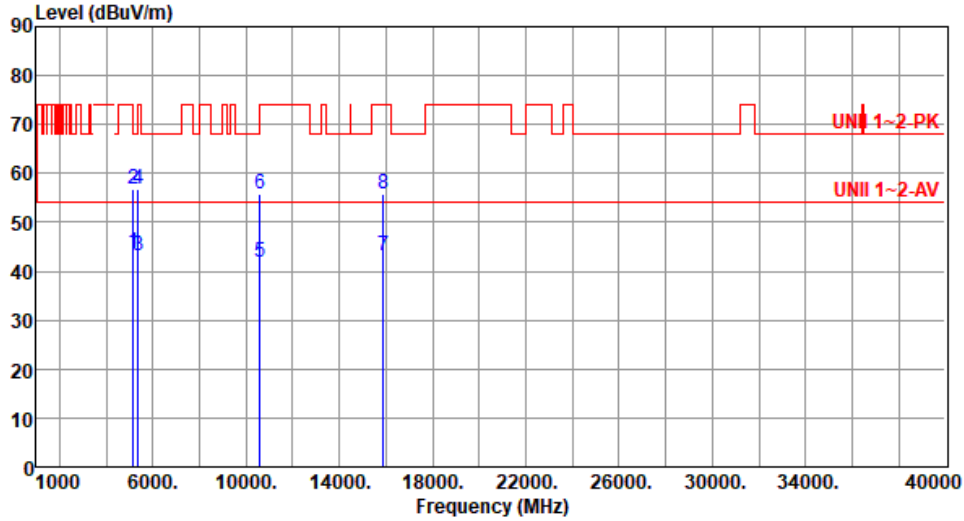
*Factor includes antenna factor , cable loss and amplifier gain

Note 2: Margin (dB) = Emission level (dBuV/m) – Limit (dBuV/m).



Modulation	ax HE20	Test Freq. (MHz)	5300
Polarization	Horizontal		

Test By :Brad Wu Temperature(°C):24 Humidity(%):63



	Freq. MHz	Emission level dBuV/m	Limit dBuV/m	Margin dB	SA reading dBuV	Factor dB/m	Remark	ANT High cm	Turn Table deg
1	5150.00	43.89	54.00	-10.11	43.75	0.14	Average	100	218
2	5150.00	56.90	74.00	-17.10	56.76	0.14	Peak	100	218
3	5350.00	43.22	54.00	-10.78	43.51	-0.29	Average	100	218
4	5350.00	56.82	74.00	-17.18	57.11	-0.29	Peak	100	218
5	10600.00	41.87	54.00	-12.13	34.70	7.17	Average	100	115
6	10600.00	55.83	74.00	-18.17	48.66	7.17	Peak	100	115
7	15900.00	43.24	54.00	-10.76	39.19	4.05	Average	100	217
8	15900.00	55.64	74.00	-18.36	51.59	4.05	Peak	100	217

Note 1: Emission Level (dBuV/m) = SA Reading (dBuV) + Factor* (dB/m)

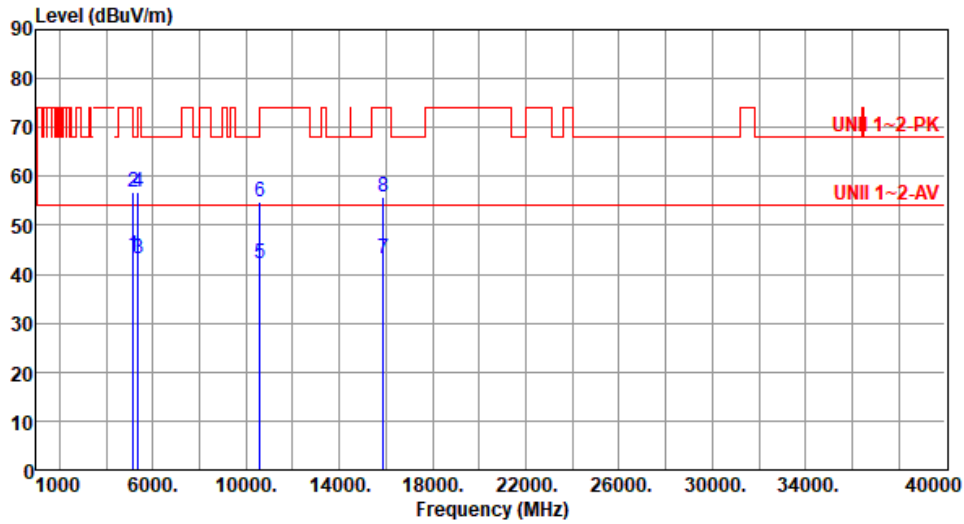
*Factor includes antenna factor , cable loss and amplifier gain

Note 2: Margin (dB) = Emission level (dBuV/m) – Limit (dBuV/m).



Modulation	ax HE20	Test Freq. (MHz)	5300
Polarization	Vertical		

Test By :Brad Wu Temperature(°C):24 Humidity(%):63



	Freq. MHz	Emission level dBuV/m	Limit dBuV/m	Margin dB	SA reading dBuV	Factor dB/m	Remark	ANT High cm	Turn Table deg
1	5150.00	43.74	54.00	-10.26	43.60	0.14	Average	100	206
2	5150.00	56.71	74.00	-17.29	56.57	0.14	Peak	100	206
3	5350.00	43.16	54.00	-10.84	43.45	-0.29	Average	100	206
4	5350.00	56.66	74.00	-17.34	56.95	-0.29	Peak	100	206
5	10600.00	42.34	54.00	-11.66	35.17	7.17	Average	100	59
6	10600.00	54.82	74.00	-19.18	47.65	7.17	Peak	100	59
7	15900.00	43.06	54.00	-10.94	39.01	4.05	Average	100	39
8	15900.00	55.84	74.00	-18.16	51.79	4.05	Peak	100	39

Note 1: Emission Level (dBuV/m) = SA Reading (dBuV) + Factor* (dB/m)

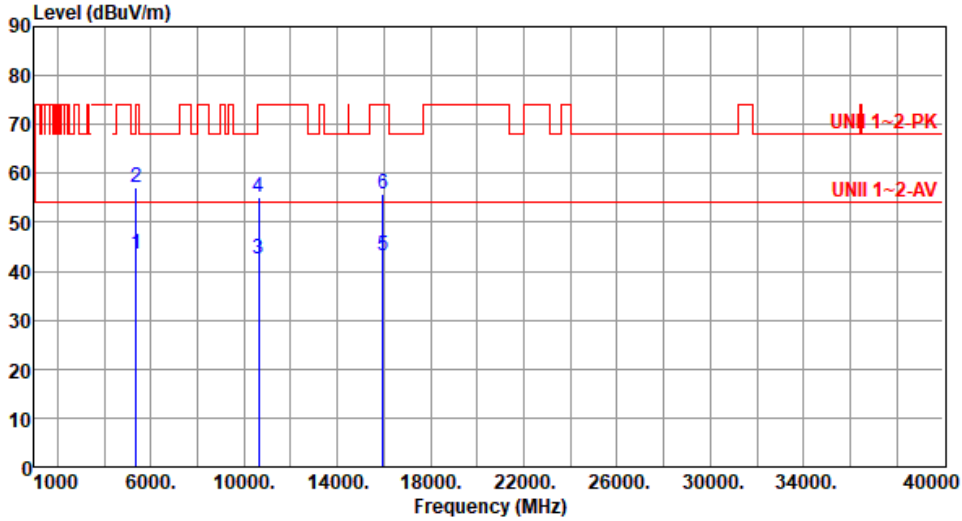
*Factor includes antenna factor , cable loss and amplifier gain

Note 2: Margin (dB) = Emission level (dBuV/m) – Limit (dBuV/m).



Modulation	ax HE20	Test Freq. (MHz)	5320
Polarization	Horizontal		

Test By : Sean Yu Temperature(°C): 24 Humidity(%): 63



	Freq. MHz	Emission level dBuV/m	Limit dBuV/m	Margin dB	SA reading dBuV	Factor dB/m	Remark	ANT High cm	Turn Table deg
1	5350.00	43.60	54.00	-10.40	43.89	-0.29	Average	100	218
2	5350.00	57.08	74.00	-16.92	57.37	-0.29	Peak	100	218
3	10640.00	42.35	54.00	-11.65	35.23	7.12	Average	100	34
4	10640.00	55.16	74.00	-18.84	48.04	7.12	Peak	100	34
5	15960.00	43.11	54.00	-10.89	39.08	4.03	Average	100	45
6	15960.00	55.92	74.00	-18.08	51.89	4.03	Peak	100	45

Note 1: Emission Level (dBuV/m) = SA Reading (dBuV) + Factor* (dB/m)

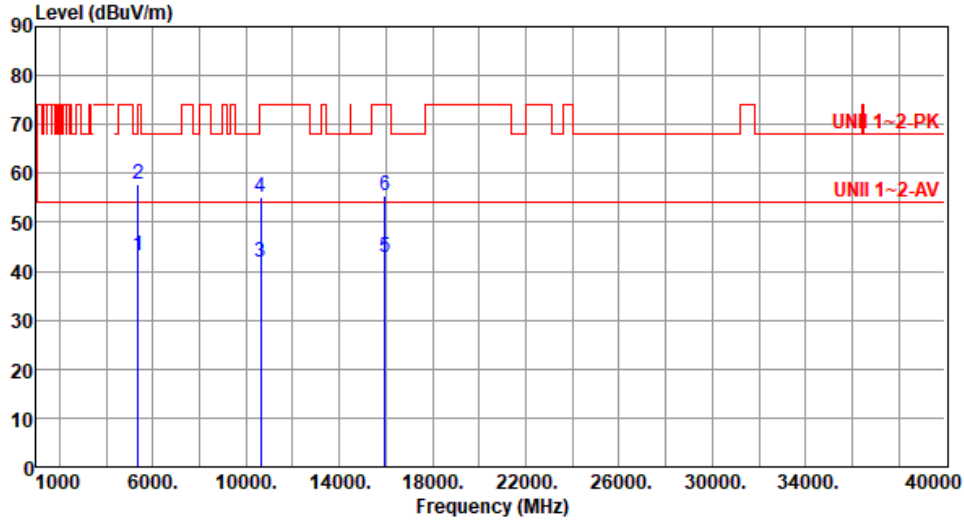
*Factor includes antenna factor , cable loss and amplifier gain

Note 2: Margin (dB) = Emission level (dBuV/m) – Limit (dBuV/m).



Modulation	ax HE20	Test Freq. (MHz)	5320
Polarization	Vertical		

Test By : Sean Yu Temperature(°C): 24 Humidity(%): 63



	Freq. MHz	Emission level dBuV/m	Limit dBuV/m	Margin dB	SA reading dBuV	Factor dB/m	Remark	ANT High cm	Turn Table deg
1	5350.00	43.32	54.00	-10.68	43.61	-0.29	Average	100	233
2	5350.00	57.92	74.00	-16.08	58.21	-0.29	Peak	100	233
3	10640.00	41.91	54.00	-12.09	34.79	7.12	Average	100	45
4	10640.00	55.26	74.00	-18.74	48.14	7.12	Peak	100	45
5	15960.00	42.89	54.00	-11.11	38.86	4.03	Average	100	31
6	15960.00	55.36	74.00	-18.64	51.33	4.03	Peak	100	31

Note 1: Emission Level (dBuV/m) = SA Reading (dBuV) + Factor* (dB/m)

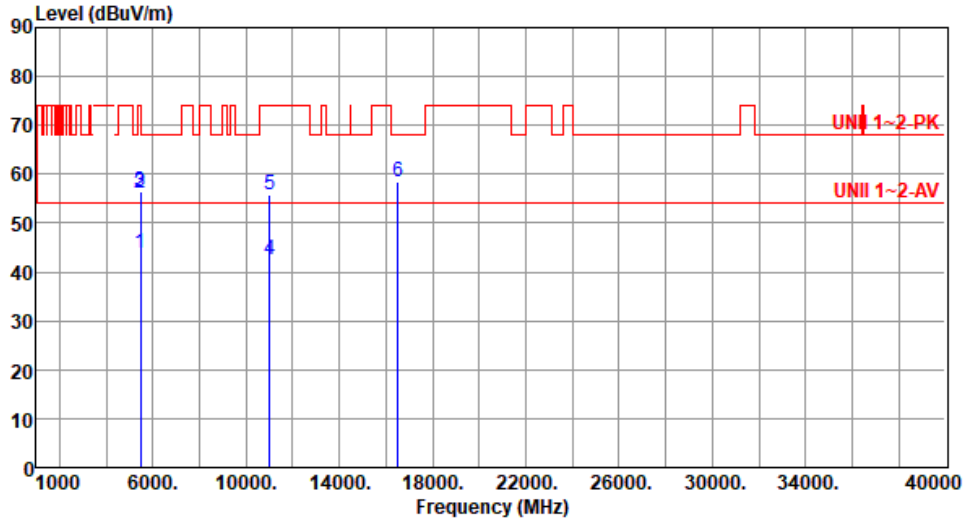
*Factor includes antenna factor , cable loss and amplifier gain

Note 2: Margin (dB) = Emission level (dBuV/m) – Limit (dBuV/m).



Modulation	ax HE20	Test Freq. (MHz)	5500
Polarization	Horizontal		

Test By : Sean Yu Temperature(°C): 24 Humidity(%): 63



	Freq. MHz	Emission level dBuV/m	Limit dBuV/m	Margin dB	SA reading dBuV	Factor dB/m	Remark	ANT High cm	Turn Table deg
1	5460.00	43.86	54.00	-10.14	43.89	-0.03	Average	100	121
2	5460.00	56.15	74.00	-17.85	56.18	-0.03	Peak	100	121
3	5470.00	56.44	68.20	-11.76	56.45	-0.01	Peak	100	121
4	11000.00	42.56	54.00	-11.44	35.07	7.49	Average	100	268
5	11000.00	55.71	74.00	-18.29	48.22	7.49	Peak	100	268
6	16500.00	58.41	68.20	-9.79	52.42	5.99	Peak	100	149

Note 1: Emission Level (dBuV/m) = SA Reading (dBuV) + Factor* (dB/m)

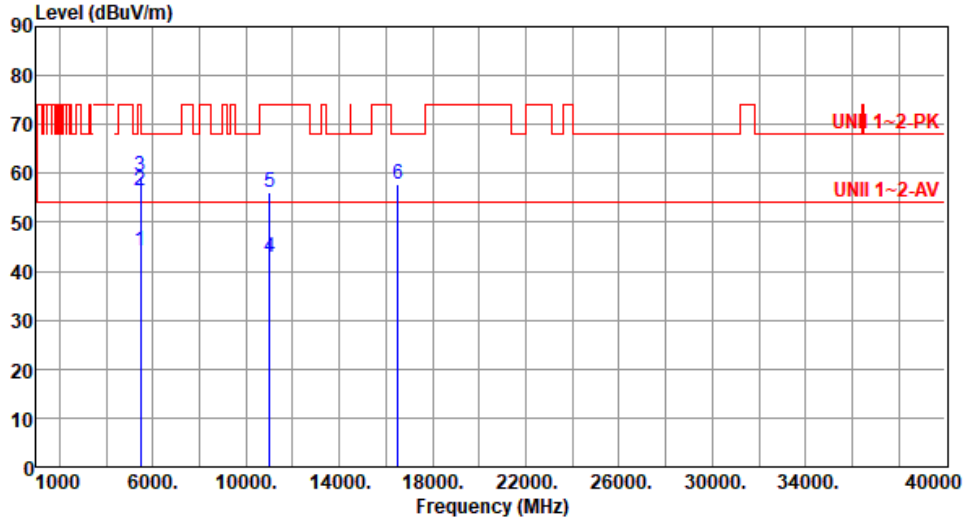
*Factor includes antenna factor , cable loss and amplifier gain

Note 2: Margin (dB) = Emission level (dBuV/m) – Limit (dBuV/m).



Modulation	ax HE20	Test Freq. (MHz)	5500
Polarization	Vertical		

Test By : Sean Yu Temperature(°C): 24 Humidity(%): 63



	Freq. MHz	Emission level dBuV/m	Limit dBuV/m	Margin dB	SA reading dBuV	Factor dB/m	Remark	ANT High cm	Turn Table deg
1	5460.00	44.10	54.00	-9.90	44.13	-0.03	Average	276	191
2	5460.00	56.30	74.00	-17.70	56.33	-0.03	Peak	276	191
3	5470.00	59.58	68.20	-8.62	59.59	-0.01	Peak	276	191
4	11000.00	42.93	54.00	-11.07	35.44	7.49	Average	100	191
5	11000.00	56.02	74.00	-17.98	48.53	7.49	Peak	100	191
6	16500.00	57.88	68.20	-10.32	51.89	5.99	Peak	100	144

Note 1: Emission Level (dBuV/m) = SA Reading (dBuV) + Factor* (dB/m)

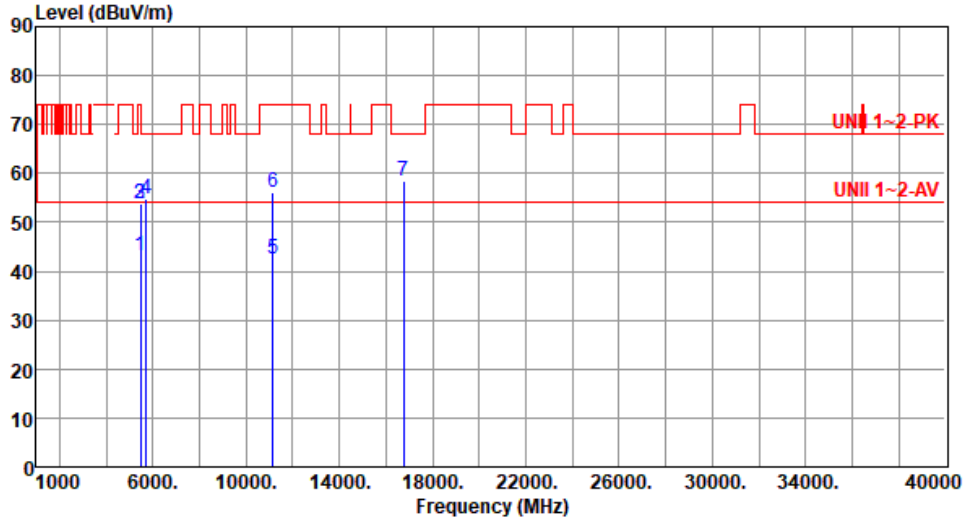
*Factor includes antenna factor , cable loss and amplifier gain

Note 2: Margin (dB) = Emission level (dBuV/m) – Limit (dBuV/m).



Modulation	ax HE20	Test Freq. (MHz)	5580
Polarization	Horizontal		

Test By : Sean Yu Temperature(°C): 24 Humidity(%): 63



	Freq. MHz	Emission level dBuV/m	Limit dBuV/m	Margin dB	SA reading dBuV	Factor dB/m	Remark	ANT High cm	Turn Table deg
1	5460.00	43.15	54.00	-10.85	43.18	-0.03	Average	100	126
2	5460.00	53.79	74.00	-20.21	53.82	-0.03	Peak	100	126
3	5470.00	53.95	68.20	-14.25	53.96	-0.01	Peak	100	126
4	5725.00	54.86	68.20	-13.34	54.38	0.48	Peak	100	126
5	11160.00	42.50	54.00	-11.50	35.57	6.93	Average	100	151
6	11160.00	56.05	74.00	-17.95	49.12	6.93	Peak	100	151
7	16740.00	58.46	68.20	-9.74	52.11	6.35	Peak	100	233

Note 1: Emission Level (dBuV/m) = SA Reading (dBuV) + Factor* (dB/m)

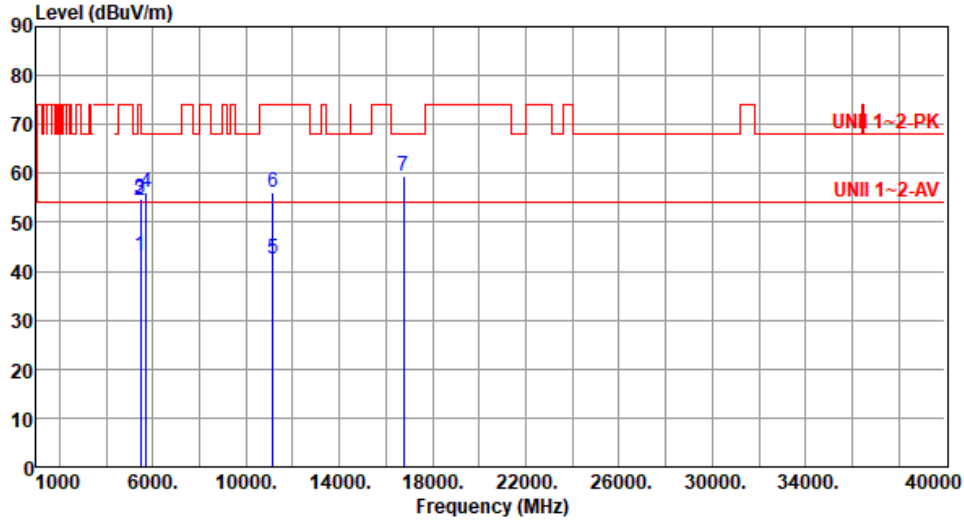
*Factor includes antenna factor , cable loss and amplifier gain

Note 2: Margin (dB) = Emission level (dBuV/m) – Limit (dBuV/m).



Modulation	ax HE20	Test Freq. (MHz)	5580
Polarization	Vertical		

Test By : Sean Yu Temperature(°C): 24 Humidity(%): 63



	Freq. MHz	Emission level dBuV/m	Limit dBuV/m	Margin dB	SA reading dBuV	Factor dB/m	Remark	ANT High cm	Turn Table deg
1	5460.00	43.18	54.00	-10.82	43.21	-0.03	Average	280	193
2	5460.00	54.61	74.00	-19.39	54.64	-0.03	Peak	280	193
3	5470.00	54.90	68.20	-13.30	54.91	-0.01	Peak	280	193
4	5725.00	56.19	68.20	-12.01	55.71	0.48	Peak	280	193
5	11160.00	42.47	54.00	-11.53	35.54	6.93	Average	100	251
6	11160.00	56.16	74.00	-17.84	49.23	6.93	Peak	100	251
7	16740.00	59.41	68.20	-8.79	53.06	6.35	Peak	100	224

Note 1: Emission Level (dBuV/m) = SA Reading (dBuV) + Factor* (dB/m)

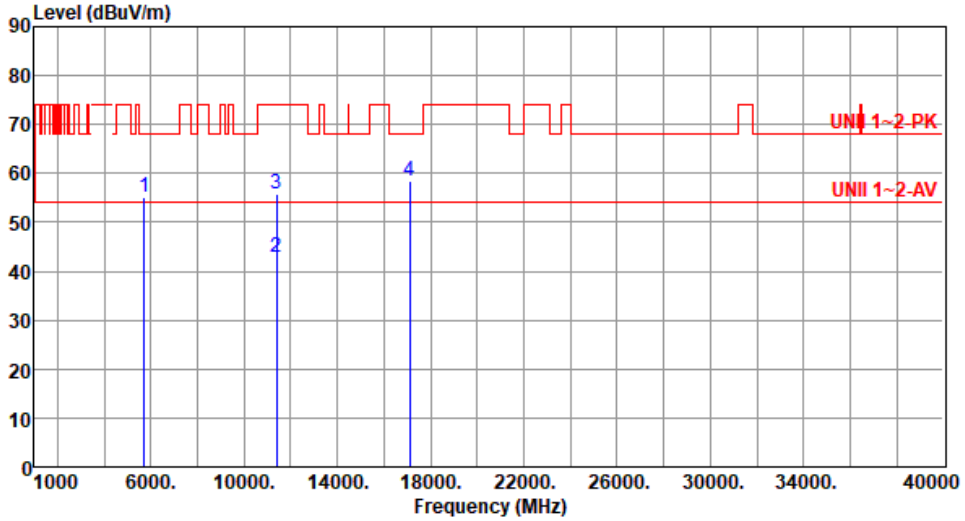
*Factor includes antenna factor , cable loss and amplifier gain

Note 2: Margin (dB) = Emission level (dBuV/m) – Limit (dBuV/m).



Modulation	ax HE20	Test Freq. (MHz)	5700
Polarization	Horizontal		

Test By : Sean Yu Temperature(°C): 24 Humidity(%): 63



	Freq. MHz	Emission level dBuV/m	Limit dBuV/m	Margin dB	SA reading dBuV	Factor dB/m	Remark	ANT High cm	Turn Table deg
1	5725.00	55.18	68.20	-13.02	54.70	0.48	Peak	100	122
2	11400.00	42.68	54.00	-11.32	35.66	7.02	Average	100	268
3	11400.00	55.91	74.00	-18.09	48.89	7.02	Peak	100	268
4	17100.00	58.42	68.20	-9.78	52.47	5.95	Peak	100	125

Note 1: Emission Level (dBuV/m) = SA Reading (dBuV) + Factor* (dB/m)

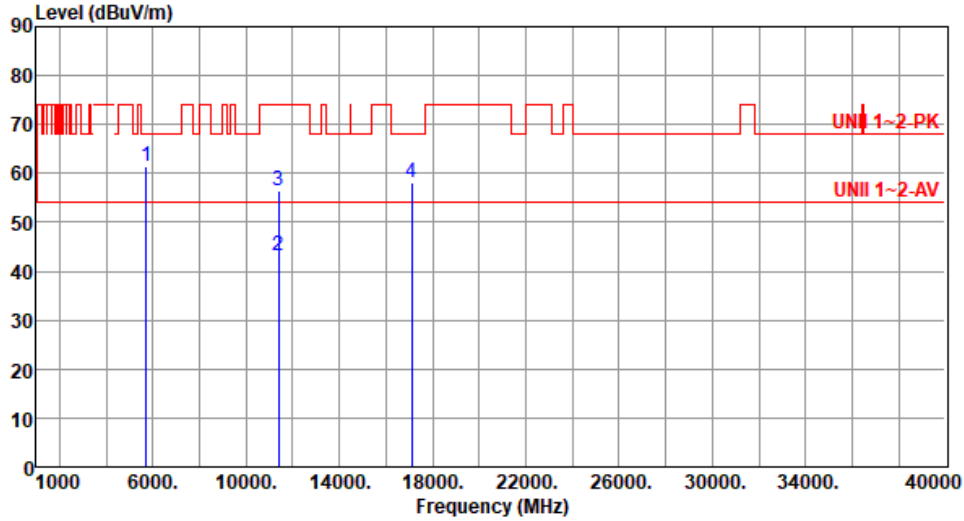
*Factor includes antenna factor , cable loss and amplifier gain

Note 2: Margin (dB) = Emission level (dBuV/m) – Limit (dBuV/m).



Modulation	ax HE20	Test Freq. (MHz)	5700
Polarization	Vertical		

Test By : Sean Yu Temperature(°C): 24 Humidity(%): 63



	Freq. MHz	Emission level dBuV/m	Limit dBuV/m	Margin dB	SA reading dBuV	Factor dB/m	Remark	ANT High cm	Turn Table deg
1	5725.00	61.59	68.20	-6.61	61.11	0.48	Peak	288	190
2	11400.00	43.26	54.00	-10.74	36.24	7.02	Average	100	182
3	11400.00	56.31	74.00	-17.69	49.29	7.02	Peak	100	182
4	17100.00	57.98	68.20	-10.22	52.03	5.95	Peak	100	154

Note 1: Emission Level (dBuV/m) = SA Reading (dBuV) + Factor* (dB/m)

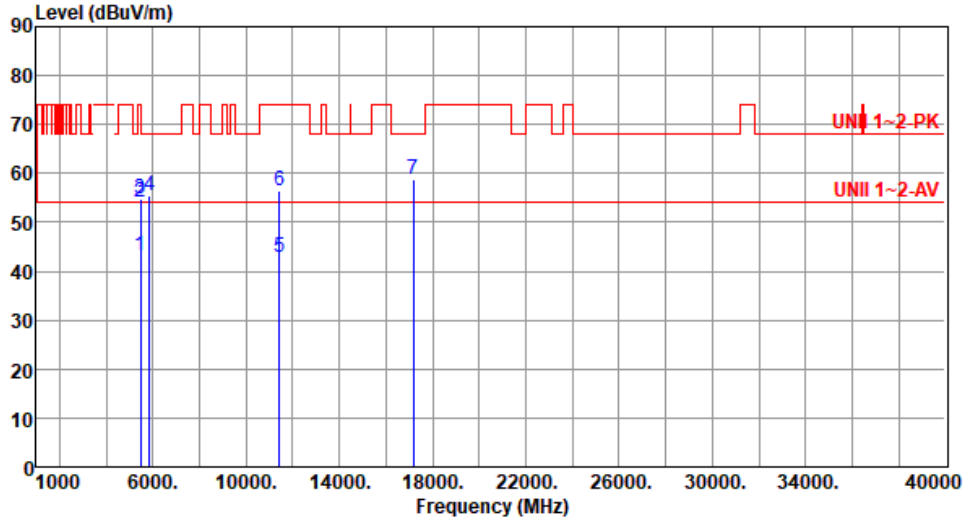
*Factor includes antenna factor , cable loss and amplifier gain

Note 2: Margin (dB) = Emission level (dBuV/m) – Limit (dBuV/m).



Modulation	ax HE20	Test Freq. (MHz)	5720
Polarization	Horizontal		

Test By : Sean Yu Temperature(°C): 24 Humidity(%): 63



	Freq. MHz	Emission level dBuV/m	Limit dBuV/m	Margin dB	SA reading dBuV	Factor dB/m	Remark	ANT High cm	Turn Table deg
1	5460.00	43.24	54.00	-10.76	43.27	-0.03	Average	100	128
2	5460.00	54.28	74.00	-19.72	54.31	-0.03	Peak	100	128
3	5470.00	54.96	68.20	-13.24	54.97	-0.01	Peak	100	128
4	5850.00	55.49	68.20	-12.71	54.74	0.75	Peak	100	128
5	11440.00	42.92	54.00	-11.08	35.84	7.08	Average	100	110
6	11440.00	56.33	74.00	-17.67	49.25	7.08	Peak	100	110
7	17160.00	58.72	68.20	-9.48	52.66	6.06	Peak	100	258

Note 1: Emission Level (dBuV/m) = SA Reading (dBuV) + Factor* (dB/m)

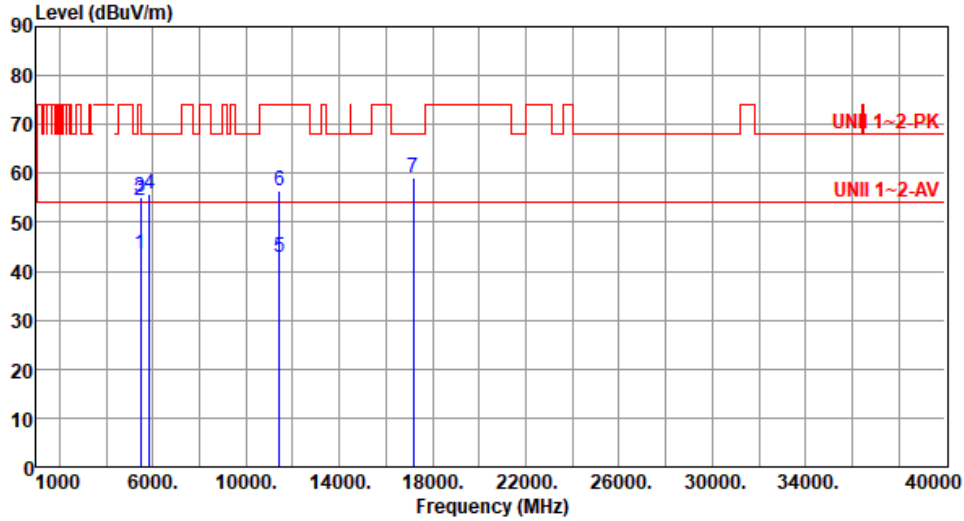
*Factor includes antenna factor , cable loss and amplifier gain

Note 2: Margin (dB) = Emission level (dBuV/m) – Limit (dBuV/m).



Modulation	ax HE20	Test Freq. (MHz)	5720
Polarization	Vertical		

Test By : Sean Yu Temperature(°C): 24 Humidity(%): 63



	Freq. MHz	Emission level dBuV/m	Limit dBuV/m	Margin dB	SA reading dBuV	Factor dB/m	Remark	ANT High cm	Turn Table deg
1	5460.00	43.39	54.00	-10.61	43.42	-0.03	Average	223	189
2	5460.00	54.45	74.00	-19.55	54.48	-0.03	Peak	223	189
3	5470.00	55.12	68.20	-13.08	55.13	-0.01	Peak	223	189
4	5850.00	55.82	68.20	-12.38	55.07	0.75	Peak	223	189
5	11440.00	43.00	54.00	-11.00	35.92	7.08	Average	100	177
6	11440.00	56.37	74.00	-17.63	49.29	7.08	Peak	100	177
7	17160.00	59.28	68.20	-8.92	53.22	6.06	Peak	100	238

Note 1: Emission Level (dBuV/m) = SA Reading (dBuV) + Factor* (dB/m)

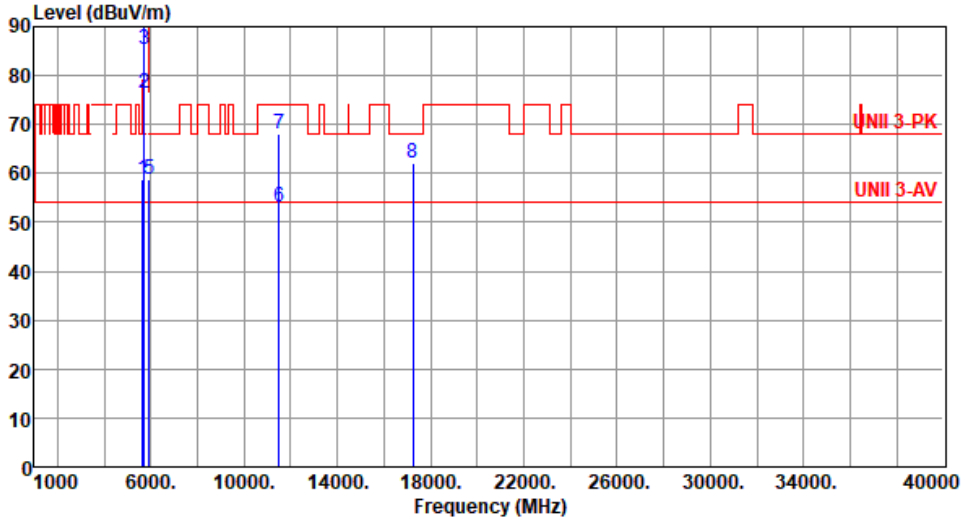
*Factor includes antenna factor , cable loss and amplifier gain

Note 2: Margin (dB) = Emission level (dBuV/m) – Limit (dBuV/m).



Modulation	ax HE20	Test Freq. (MHz)	5745
Polarization	Horizontal		

Test By : Akun Chung Temperature(°C): 24 Humidity(%): 62



	Freq. MHz	Emission level dBuV/m	Limit dBuV/m	Margin dB	SA reading dBuV	Factor dB/m	Remark	ANT High cm	Turn Table deg
1	5650.00	58.91	68.20	-9.29	58.77	0.14	Peak	209	298
2	5700.00	76.42	105.20	-28.78	76.06	0.36	Peak	209	298
3	5720.00	85.24	110.80	-25.56	84.78	0.46	Peak	209	298
4	5725.00	90.42	122.20	-31.78	89.94	0.48	Peak	209	298
5	5925.00	58.84	68.20	-9.36	57.77	1.07	Peak	209	298
6	11490.00	53.23	54.00	-0.77	46.06	7.17	Average	185	93
7	11490.00	68.11	74.00	-5.89	60.94	7.17	Peak	185	93
8	17235.00	62.03	68.20	-6.17	55.95	6.08	Peak	100	56

Note 1: Emission Level (dBuV/m) = SA Reading (dBuV) + Factor* (dB/m)

*Factor includes antenna factor , cable loss and amplifier gain

Note 2: Margin (dB) = Emission level (dBuV/m) – Limit (dBuV/m).



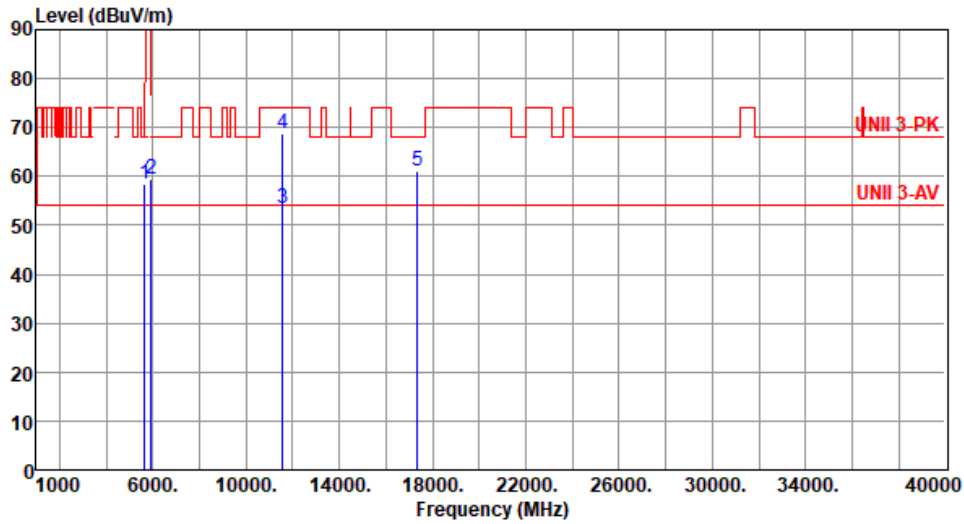
Modulation	ax HE20		Test Freq. (MHz)	5745					
Polarization	Vertical								
Test By : Akun Chung		Temperature(°C): 24		Humidity(%): 62					
	Freq. MHz	Emission level dBuV/m	Limit dBuV/m	Margin dB	SA reading dBuV	Factor dB/m	Remark	ANT High cm	Turn Table deg
1	5650.00	67.66	68.20	-0.54	67.52	0.14	Peak	163	335
2	5700.00	85.31	105.20	-19.89	84.95	0.36	Peak	163	335
3	5720.00	94.11	110.80	-16.69	93.65	0.46	Peak	163	335
4	5725.00	99.22	122.20	-22.98	98.74	0.48	Peak	163	335
5	5925.00	61.94	68.20	-6.26	60.87	1.07	Peak	163	335
6	11490.00	53.47	54.00	-0.53	46.30	7.17	Average	181	151
7	11490.00	67.84	74.00	-6.16	60.67	7.17	Peak	181	151
8	17235.00	60.36	68.20	-7.84	54.28	6.08	Peak	100	184

Note 1: Emission Level (dBuV/m) = SA Reading (dBuV) + Factor* (dB/m)
 *Factor includes antenna factor , cable loss and amplifier gain
 Note 2: Margin (dB) = Emission level (dBuV/m) – Limit (dBuV/m).



Modulation	ax HE20	Test Freq. (MHz)	5785
Polarization	Horizontal		

Test By : Akun Chung Temperature(°C): 24 Humidity(%): 62



	Freq. MHz	Emission level dBuV/m	Limit dBuV/m	Margin dB	SA reading dBuV	Factor dB/m	Remark	ANT High cm	Turn Table deg
1	5650.00	58.61	68.20	-9.59	58.47	0.14	Peak	211	291
2	5925.00	59.58	68.20	-8.62	58.51	1.07	Peak	211	291
3	11570.00	53.54	54.00	-0.46	46.59	6.95	Average	182	94
4	11570.00	68.90	74.00	-5.10	61.95	6.95	Peak	182	94
5	17355.00	61.10	68.20	-7.10	54.88	6.22	Peak	100	87

Note 1: Emission Level (dBuV/m) = SA Reading (dBuV) + Factor* (dB/m)

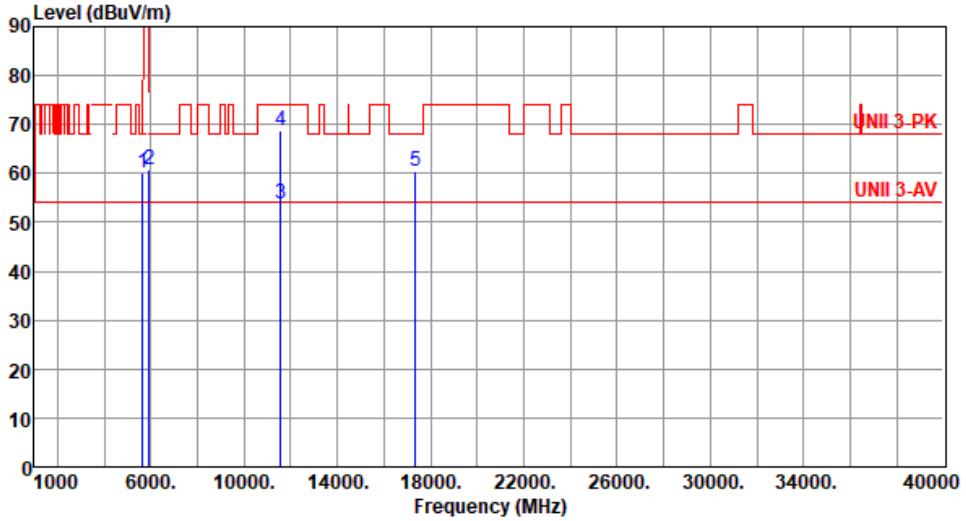
*Factor includes antenna factor , cable loss and amplifier gain

Note 2: Margin (dB) = Emission level (dBuV/m) – Limit (dBuV/m).



Modulation	ax HE20	Test Freq. (MHz)	5785
Polarization	Vertical		

Test By : Akun Chung Temperature(°C): 24 Humidity(%): 62



	Freq. MHz	Emission level dBuV/m	Limit dBuV/m	Margin dB	SA reading dBuV	Factor dB/m	Remark	ANT High cm	Turn Table deg
1	5650.00	60.09	68.20	-8.11	59.95	0.14	Peak	165	332
2	5925.00	60.93	68.20	-7.27	59.86	1.07	Peak	165	332
3	11570.00	53.70	54.00	-0.30	46.75	6.95	Average	180	151
4	11570.00	68.68	74.00	-5.32	61.73	6.95	Peak	180	151
5	17355.00	60.58	68.20	-7.62	54.36	6.22	Peak	100	158

Note 1: Emission Level (dBuV/m) = SA Reading (dBuV) + Factor* (dB/m)

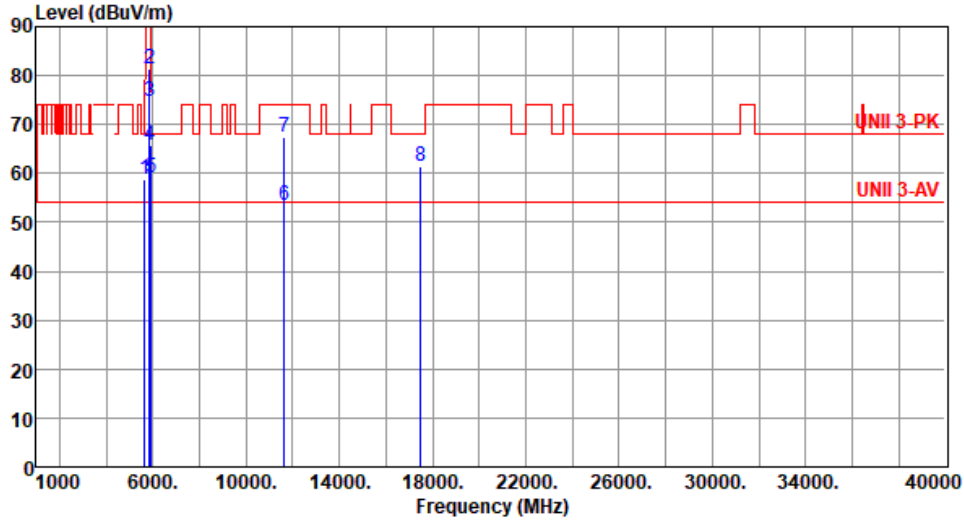
*Factor includes antenna factor , cable loss and amplifier gain

Note 2: Margin (dB) = Emission level (dBuV/m) – Limit (dBuV/m).



Modulation	ax HE20	Test Freq. (MHz)	5825
Polarization	Horizontal		

Test By : Akun Chung Temperature(°C): 24 Humidity(%): 62



	Freq. MHz	Emission level dBuV/m	Limit dBuV/m	Margin dB	SA reading dBuV	Factor dB/m	Remark	ANT High cm	Turn Table deg
1	5650.00	58.94	68.20	-9.26	58.80	0.14	Peak	205	293
2	5850.00	81.46	122.20	-40.74	80.71	0.75	Peak	205	293
3	5855.00	74.82	110.80	-35.98	74.04	0.78	Peak	205	293
4	5875.00	65.61	105.20	-39.59	64.74	0.87	Peak	205	293
5	5925.00	58.96	68.20	-9.24	57.89	1.07	Peak	205	293
6	11650.00	53.45	54.00	-0.55	46.78	6.67	Average	195	92
7	11650.00	67.54	74.00	-6.46	60.87	6.67	Peak	195	92
8	17475.00	61.45	68.20	-6.75	54.87	6.58	Peak	100	96

Note 1: Emission Level (dBuV/m) = SA Reading (dBuV) + Factor* (dB/m)

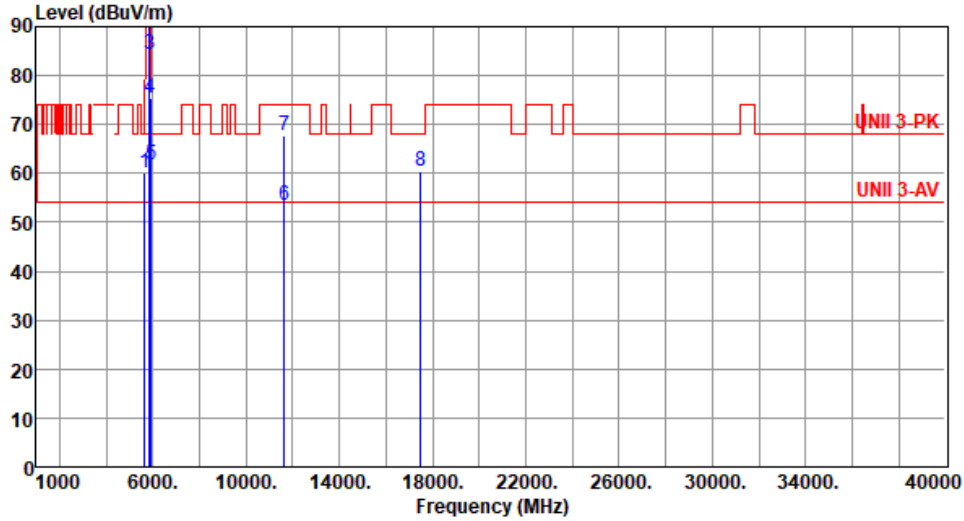
*Factor includes antenna factor , cable loss and amplifier gain

Note 2: Margin (dB) = Emission level (dBuV/m) – Limit (dBuV/m).



Modulation	ax HE20	Test Freq. (MHz)	5825
Polarization	Vertical		

Test By : Akun Chung Temperature(°C): 24 Humidity(%): 62



	Freq. MHz	Emission level dBuV/m	Limit dBuV/m	Margin dB	SA reading dBuV	Factor dB/m	Remark	ANT High cm	Turn Table deg
1	5650.00	60.01	68.20	-8.19	59.87	0.14	Peak	173	331
2	5850.00	91.12	122.20	-31.08	90.37	0.75	Peak	173	331
3	5855.00	84.44	110.80	-26.36	83.66	0.78	Peak	173	331
4	5875.00	75.33	105.20	-29.87	74.46	0.87	Peak	173	331
5	5925.00	61.64	68.20	-6.56	60.57	1.07	Peak	173	331
6	11650.00	53.60	54.00	-0.40	46.93	6.67	Average	181	148
7	11650.00	67.68	74.00	-6.32	61.01	6.67	Peak	181	148
8	17475.00	60.56	68.20	-7.64	53.98	6.58	Peak	100	278

Note 1: Emission Level (dBuV/m) = SA Reading (dBuV) + Factor* (dB/m)

*Factor includes antenna factor , cable loss and amplifier gain

Note 2: Margin (dB) = Emission level (dBuV/m) – Limit (dBuV/m).



Unwanted Emissions (Above 1GHz) for ax HE40

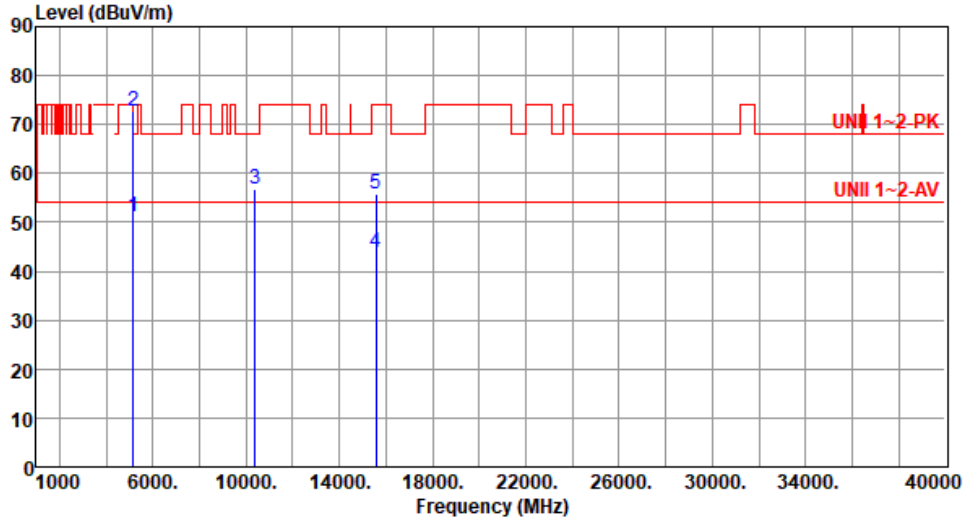
Modulation	ax HE40	Test Freq. (MHz)	5190						
Polarization	Horizontal								
Test By : Sean Yu Temperature(°C): 25 Humidity(%): 61									
	Freq. MHz	Emission level dBuV/m	Limit dBuV/m	Margin dB	SA reading dBuV	Factor dB/m	Remark	ANT High cm	Turn Table deg
1	5150.00	52.10	54.00	-1.90	51.96	0.14	Average	100	211
2	5150.00	73.80	74.00	-0.20	73.66	0.14	Peak	100	211
3	10380.00	57.69	68.20	-10.51	50.63	7.06	Peak	100	248
4	15570.00	44.18	54.00	-9.82	40.23	3.95	Average	100	294
5	15570.00	55.96	74.00	-18.04	52.01	3.95	Peak	100	294

Note 1: Emission Level (dBuV/m) = SA Reading (dBuV) + Factor* (dB/m)
 *Factor includes antenna factor , cable loss and amplifier gain
 Note 2: Margin (dB) = Emission level (dBuV/m) – Limit (dBuV/m).



Modulation	ax HE40	Test Freq. (MHz)	5190
Polarization	Vertical		

Test By : Sean Yu Temperature(°C): 25 Humidity(%): 61



	Freq. MHz	Emission level dBuV/m	Limit dBuV/m	Margin dB	SA reading dBuV	Factor dB/m	Remark	ANT High cm	Turn Table deg
1	5150.00	51.23	54.00	-2.77	51.09	0.14	Average	100	234
2	5150.00	72.74	74.00	-1.26	72.60	0.14	Peak	100	234
3	10380.00	56.81	68.20	-11.39	49.75	7.06	Peak	100	314
4	15570.00	43.92	54.00	-10.08	39.97	3.95	Average	100	119
5	15570.00	55.74	74.00	-18.26	51.79	3.95	Peak	100	119

Note 1: Emission Level (dBuV/m) = SA Reading (dBuV) + Factor* (dB/m)

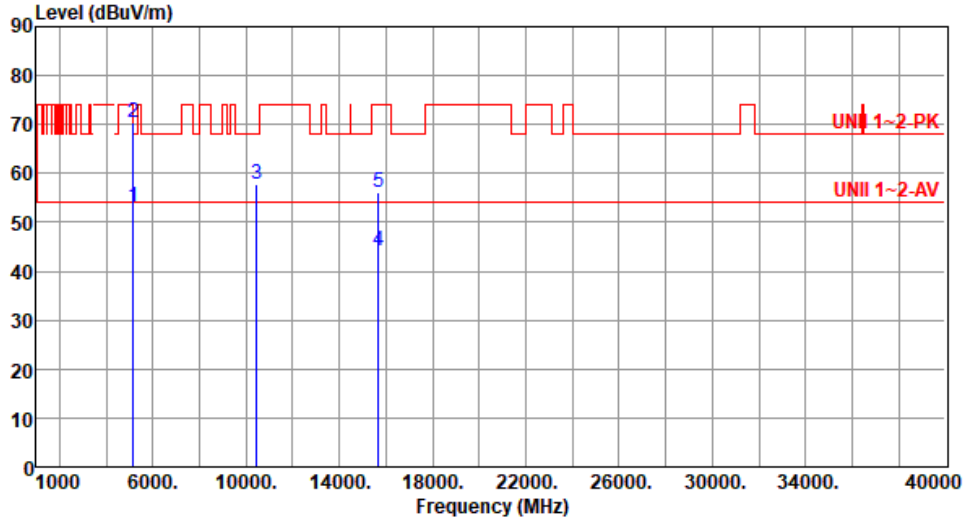
*Factor includes antenna factor , cable loss and amplifier gain

Note 2: Margin (dB) = Emission level (dBuV/m) – Limit (dBuV/m).



Modulation	ax HE40	Test Freq. (MHz)	5230
Polarization	Horizontal		

Test By : Sean Yu Temperature(°C): 25 Humidity(%): 61



	Freq. MHz	Emission level dBuV/m	Limit dBuV/m	Margin dB	SA reading dBuV	Factor dB/m	Remark	ANT High cm	Turn Table deg
1	5150.00	53.16	54.00	-0.84	53.02	0.14	Average	100	212
2	5150.00	70.49	74.00	-3.51	70.35	0.14	Peak	100	212
3	10460.00	57.87	68.20	-10.33	50.71	7.16	Peak	100	245
4	15690.00	44.23	54.00	-9.77	40.41	3.82	Average	100	283
5	15690.00	56.05	74.00	-17.95	52.23	3.82	Peak	100	283

Note 1: Emission Level (dBuV/m) = SA Reading (dBuV) + Factor* (dB/m)

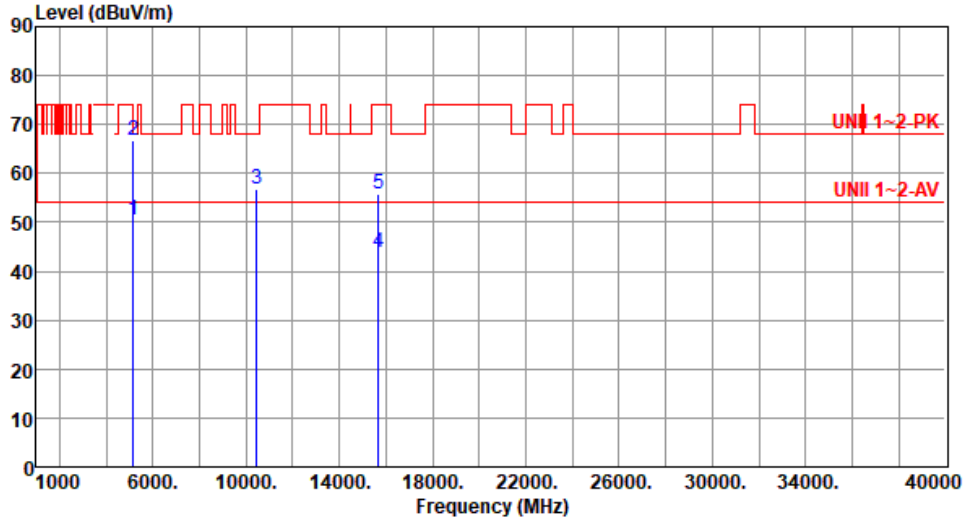
*Factor includes antenna factor , cable loss and amplifier gain

Note 2: Margin (dB) = Emission level (dBuV/m) – Limit (dBuV/m).



Modulation	ax HE40	Test Freq. (MHz)	5230
Polarization	Vertical		

Test By : Sean Yu Temperature(°C): 25 Humidity(%): 61



	Freq. MHz	Emission level dBuV/m	Limit dBuV/m	Margin dB	SA reading dBuV	Factor dB/m	Remark	ANT High cm	Turn Table deg
1	5150.00	50.64	54.00	-3.36	50.50	0.14	Average	100	232
2	5150.00	66.87	74.00	-7.13	66.73	0.14	Peak	100	232
3	10460.00	56.89	68.20	-11.31	49.73	7.16	Peak	100	311
4	15690.00	44.00	54.00	-10.00	40.18	3.82	Average	100	117
5	15690.00	55.88	74.00	-18.12	52.06	3.82	Peak	100	117

Note 1: Emission Level (dBuV/m) = SA Reading (dBuV) + Factor* (dB/m)

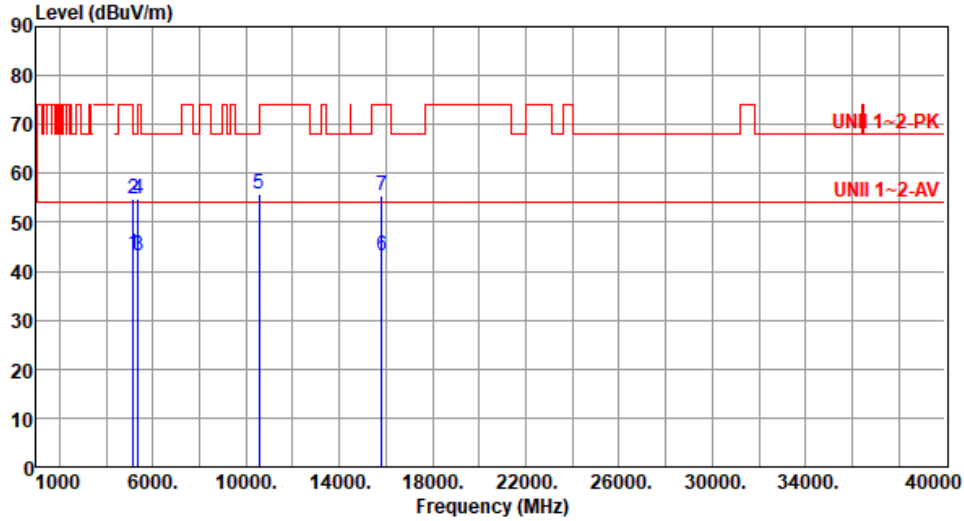
*Factor includes antenna factor , cable loss and amplifier gain

Note 2: Margin (dB) = Emission level (dBuV/m) – Limit (dBuV/m).



Modulation	ax HE40	Test Freq. (MHz)	5270
Polarization	Horizontal		

Test By : Sean Yu Temperature(°C): 24 Humidity(%): 63



	Freq. MHz	Emission level dBuV/m	Limit dBuV/m	Margin dB	SA reading dBuV	Factor dB/m	Remark	ANT High cm	Turn Table deg
1	5150.00	43.64	54.00	-10.36	43.50	0.14	Average	100	236
2	5150.00	54.72	74.00	-19.28	54.58	0.14	Peak	100	236
3	5350.00	43.26	54.00	-10.74	43.55	-0.29	Average	100	236
4	5350.00	54.82	74.00	-19.18	55.11	-0.29	Peak	100	236
5	10540.00	55.82	68.20	-12.38	48.64	7.18	Peak	100	122
6	15810.00	43.18	54.00	-10.82	39.28	3.90	Average	100	154
7	15810.00	55.57	74.00	-18.43	51.67	3.90	Peak	100	154

Note 1: Emission Level (dBuV/m) = SA Reading (dBuV) + Factor* (dB/m)

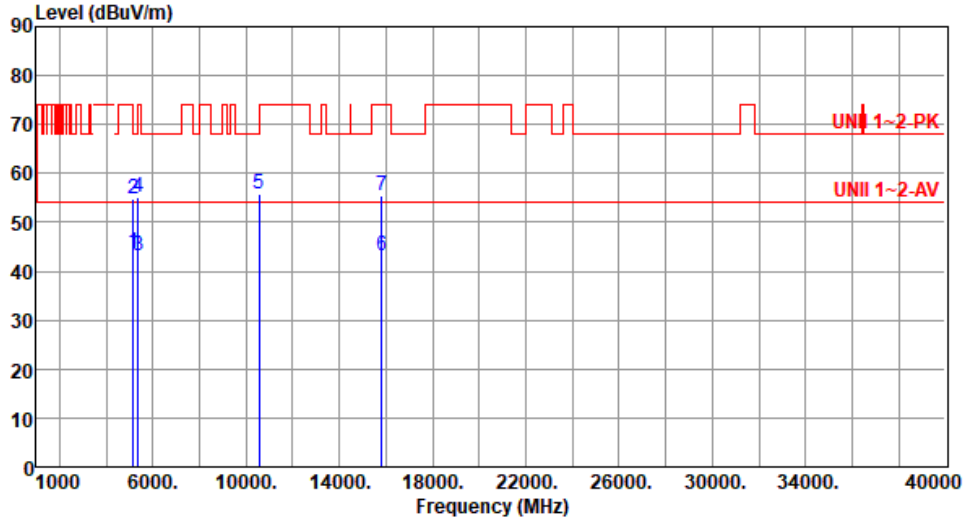
*Factor includes antenna factor , cable loss and amplifier gain

Note 2: Margin (dB) = Emission level (dBuV/m) – Limit (dBuV/m).



Modulation	ax HE40	Test Freq. (MHz)	5270
Polarization	Vertical		

Test By : Sean Yu Temperature(°C): 24 Humidity(%): 63



	Freq. MHz	Emission level dBuV/m	Limit dBuV/m	Margin dB	SA reading dBuV	Factor dB/m	Remark	ANT High cm	Turn Table deg
1	5150.00	43.71	54.00	-10.29	43.57	0.14	Average	100	216
2	5150.00	54.85	74.00	-19.15	54.71	0.14	Peak	100	216
3	5350.00	43.30	54.00	-10.70	43.59	-0.29	Average	100	216
4	5350.00	54.98	74.00	-19.02	55.27	-0.29	Peak	100	216
5	10540.00	55.85	68.20	-12.35	48.67	7.18	Peak	100	254
6	15810.00	43.12	54.00	-10.88	39.22	3.90	Average	100	117
7	15810.00	55.35	74.00	-18.65	51.45	3.90	Peak	100	117

Note 1: Emission Level (dBuV/m) = SA Reading (dBuV) + Factor* (dB/m)

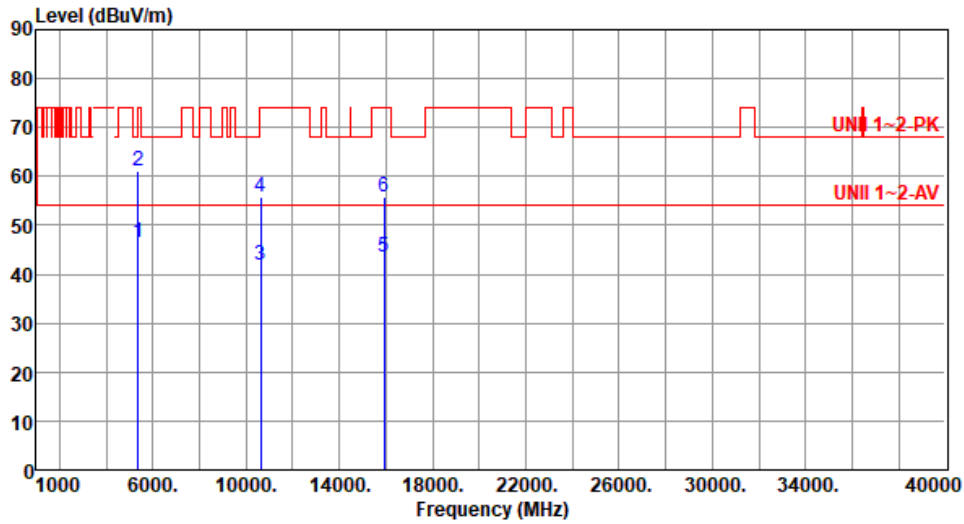
*Factor includes antenna factor , cable loss and amplifier gain

Note 2: Margin (dB) = Emission level (dBuV/m) – Limit (dBuV/m).



Modulation	ax HE40	Test Freq. (MHz)	5310
Polarization	Horizontal		

Test By : Sean Yu Temperature(°C): 24 Humidity(%): 63



	Freq. MHz	Emission level dBuV/m	Limit dBuV/m	Margin dB	SA reading dBuV	Factor dB/m	Remark	ANT High cm	Turn Table deg
1	5350.00	46.41	54.00	-7.59	46.70	-0.29	Average	100	253
2	5350.00	60.98	74.00	-13.02	61.27	-0.29	Peak	100	253
3	10620.00	41.92	54.00	-12.08	34.77	7.15	Average	100	111
4	10620.00	55.88	74.00	-18.12	48.73	7.15	Peak	100	111
5	15930.00	43.36	54.00	-10.64	39.31	4.05	Average	100	219
6	15930.00	55.71	74.00	-18.29	51.66	4.05	Peak	100	219

Note 1: Emission Level (dBuV/m) = SA Reading (dBuV) + Factor* (dB/m)

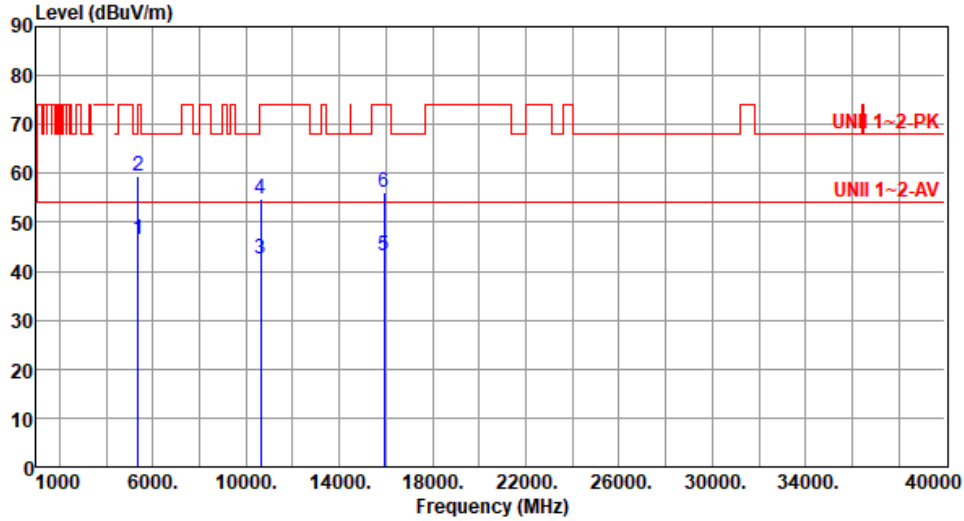
*Factor includes antenna factor , cable loss and amplifier gain

Note 2: Margin (dB) = Emission level (dBuV/m) – Limit (dBuV/m).



Modulation	ax HE40	Test Freq. (MHz)	5310
Polarization	Vertical		

Test By : Sean Yu Temperature(°C): 24 Humidity(%): 63



	Freq. MHz	Emission level dBuV/m	Limit dBuV/m	Margin dB	SA reading dBuV	Factor dB/m	Remark	ANT High cm	Turn Table deg
1	5350.00	46.48	54.00	-7.52	46.77	-0.29	Average	100	208
2	5350.00	59.38	74.00	-14.62	59.67	-0.29	Peak	100	208
3	10620.00	42.46	54.00	-11.54	35.31	7.15	Average	100	61
4	10620.00	54.93	74.00	-19.07	47.78	7.15	Peak	100	61
5	15930.00	43.14	54.00	-10.86	39.09	4.05	Average	100	42
6	15930.00	55.98	74.00	-18.02	51.93	4.05	Peak	100	42

Note 1: Emission Level (dBuV/m) = SA Reading (dBuV) + Factor* (dB/m)

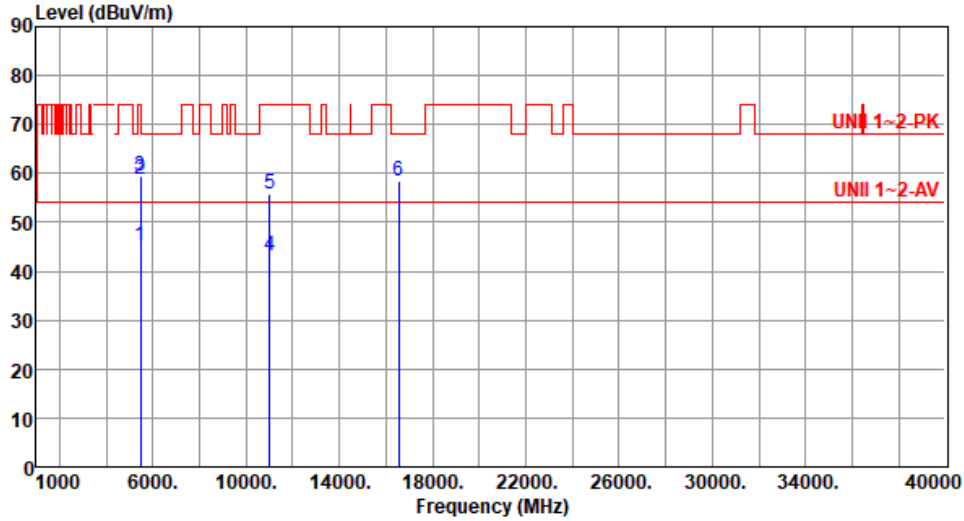
*Factor includes antenna factor , cable loss and amplifier gain

Note 2: Margin (dB) = Emission level (dBuV/m) – Limit (dBuV/m).



Modulation	ax HE40	Test Freq. (MHz)	5510
Polarization	Horizontal		

Test By : Sean Yu Temperature(°C): 24 Humidity(%): 63



	Freq. MHz	Emission level dBuV/m	Limit dBuV/m	Margin dB	SA reading dBuV	Factor dB/m	Remark	ANT High cm	Turn Table deg
1	5460.00	45.20	54.00	-8.80	45.23	-0.03	Average	100	127
2	5460.00	58.89	74.00	-15.11	58.92	-0.03	Peak	100	127
3	5470.00	59.33	68.20	-8.87	59.34	-0.01	Peak	100	127
4	11020.00	43.02	54.00	-10.98	35.58	7.44	Average	100	244
5	11020.00	55.67	74.00	-18.33	48.23	7.44	Peak	100	244
6	16530.00	58.35	68.20	-9.85	52.37	5.98	Peak	100	108

Note 1: Emission Level (dBuV/m) = SA Reading (dBuV) + Factor* (dB/m)

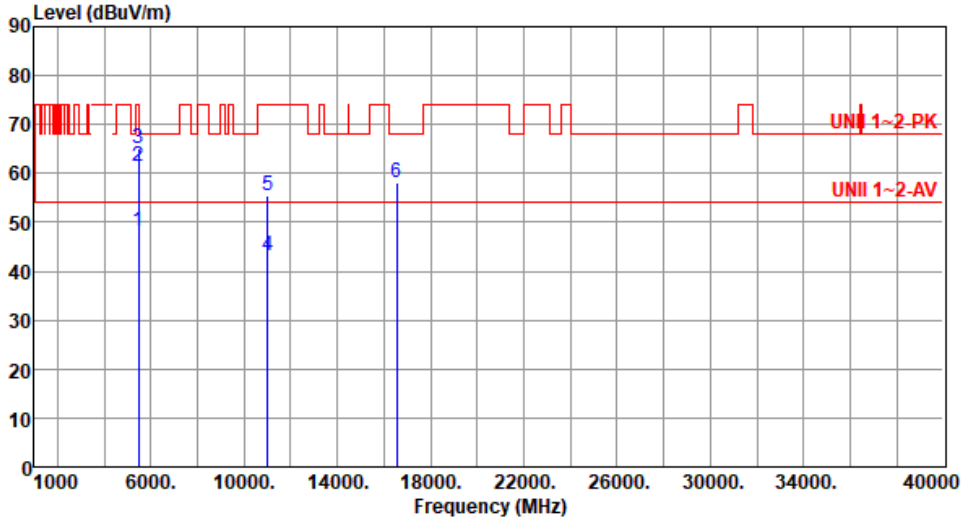
*Factor includes antenna factor , cable loss and amplifier gain

Note 2: Margin (dB) = Emission level (dBuV/m) – Limit (dBuV/m).



Modulation	ax HE40	Test Freq. (MHz)	5510
Polarization	Vertical		

Test By : Sean Yu Temperature(°C): 24 Humidity(%): 63



	Freq. MHz	Emission level dBuV/m	Limit dBuV/m	Margin dB	SA reading dBuV	Factor dB/m	Remark	ANT High cm	Turn Table deg
1	5460.00	48.03	54.00	-5.97	48.06	-0.03	Average	283	184
2	5460.00	61.44	74.00	-12.56	61.47	-0.03	Peak	283	184
3	5470.00	65.01	68.20	-3.19	65.02	-0.01	Peak	283	184
4	11020.00	43.08	54.00	-10.92	35.64	7.44	Average	100	126
5	11020.00	55.34	74.00	-18.66	47.90	7.44	Peak	100	126
6	16530.00	58.21	68.20	-9.99	52.23	5.98	Peak	100	273

Note 1: Emission Level (dBuV/m) = SA Reading (dBuV) + Factor* (dB/m)

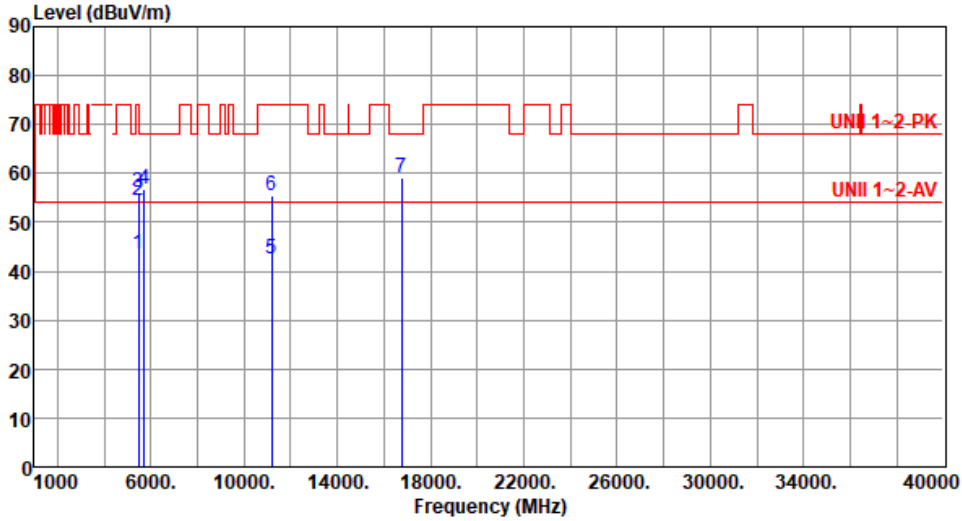
*Factor includes antenna factor , cable loss and amplifier gain

Note 2: Margin (dB) = Emission level (dBuV/m) – Limit (dBuV/m).



Modulation	ax HE40	Test Freq. (MHz)	5590
Polarization	Horizontal		

Test By : Sean Yu Temperature(°C): 24 Humidity(%): 63



	Freq. MHz	Emission level dBuV/m	Limit dBuV/m	Margin dB	SA reading dBuV	Factor dB/m	Remark	ANT High cm	Turn Table deg
1	5460.00	43.34	54.00	-10.66	43.37	-0.03	Average	100	125
2	5460.00	54.30	74.00	-19.70	54.33	-0.03	Peak	100	125
3	5470.00	56.27	68.20	-11.93	56.28	-0.01	Peak	100	125
4	5725.00	56.79	68.20	-11.41	56.31	0.48	Peak	100	125
5	11180.00	42.47	54.00	-11.53	35.65	6.82	Average	100	227
6	11180.00	55.50	74.00	-18.50	48.68	6.82	Peak	100	227
7	16770.00	59.04	68.20	-9.16	52.58	6.46	Peak	100	105

Note 1: Emission Level (dBuV/m) = SA Reading (dBuV) + Factor* (dB/m)

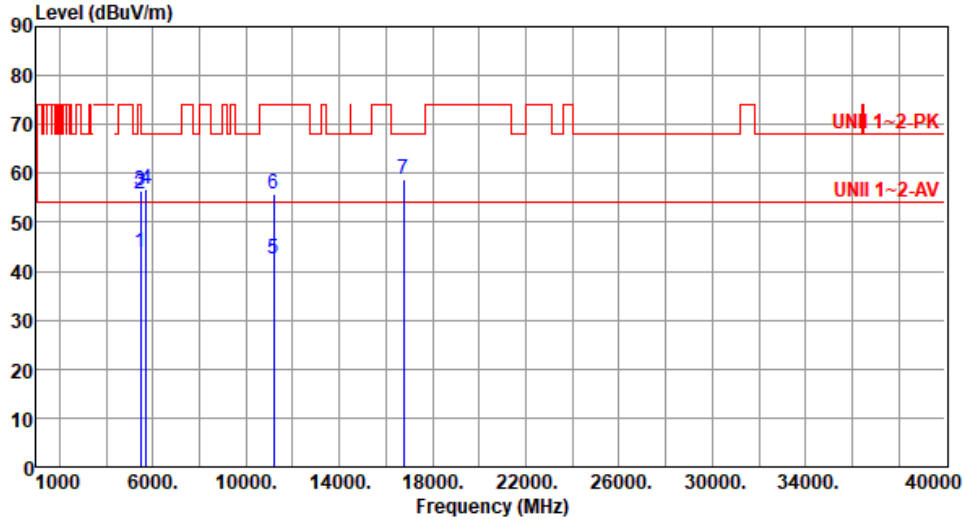
*Factor includes antenna factor , cable loss and amplifier gain

Note 2: Margin (dB) = Emission level (dBuV/m) – Limit (dBuV/m).



Modulation	ax HE40	Test Freq. (MHz)	5590
Polarization	Vertical		

Test By : Sean Yu Temperature(°C): 24 Humidity(%): 63



	Freq. MHz	Emission level dBuV/m	Limit dBuV/m	Margin dB	SA reading dBuV	Factor dB/m	Remark	ANT High cm	Turn Table deg
1	5460.00	43.75	54.00	-10.25	43.78	-0.03	Average	287	182
2	5460.00	55.89	74.00	-18.11	55.92	-0.03	Peak	287	182
3	5470.00	56.43	68.20	-11.77	56.44	-0.01	Peak	287	182
4	5725.00	56.71	68.20	-11.49	56.23	0.48	Peak	287	182
5	11180.00	42.52	54.00	-11.48	35.70	6.82	Average	100	221
6	11180.00	55.93	74.00	-18.07	49.11	6.82	Peak	100	221
7	16770.00	58.79	68.20	-9.41	52.33	6.46	Peak	100	221

Note 1: Emission Level (dBuV/m) = SA Reading (dBuV) + Factor* (dB/m)

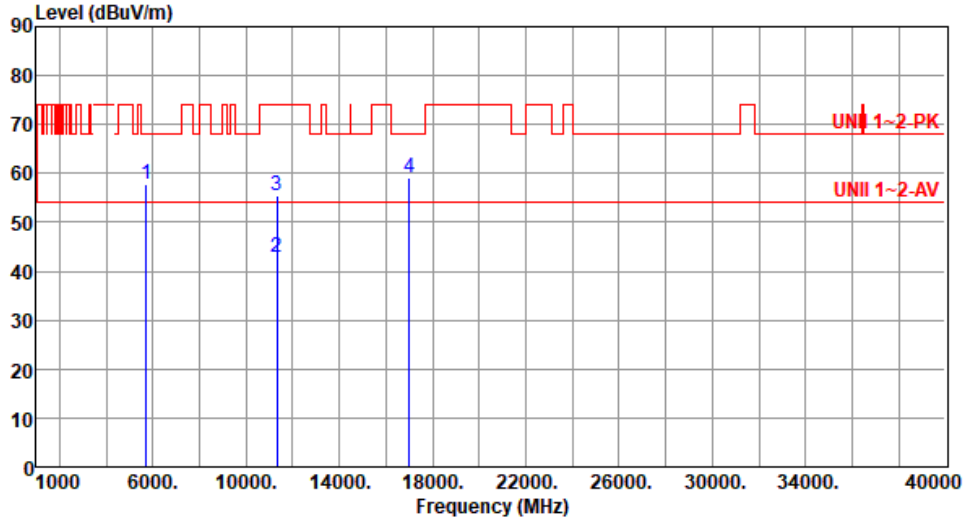
*Factor includes antenna factor , cable loss and amplifier gain

Note 2: Margin (dB) = Emission level (dBuV/m) – Limit (dBuV/m).



Modulation	ax HE40	Test Freq. (MHz)	5670
Polarization	Horizontal		

Test By : Sean Yu Temperature(°C): 24 Humidity(%): 63



	Freq. MHz	Emission level dBuV/m	Limit dBuV/m	Margin dB	SA reading dBuV	Factor dB/m	Remark	ANT High cm	Turn Table deg
1	5725.00	57.71	68.20	-10.49	57.23	0.48	Peak	100	133
2	11340.00	42.73	54.00	-11.27	35.87	6.86	Average	100	104
3	11340.00	55.63	74.00	-18.37	48.77	6.86	Peak	100	104
4	17010.00	59.20	68.20	-9.00	52.95	6.25	Peak	100	273

Note 1: Emission Level (dBuV/m) = SA Reading (dBuV) + Factor* (dB/m)

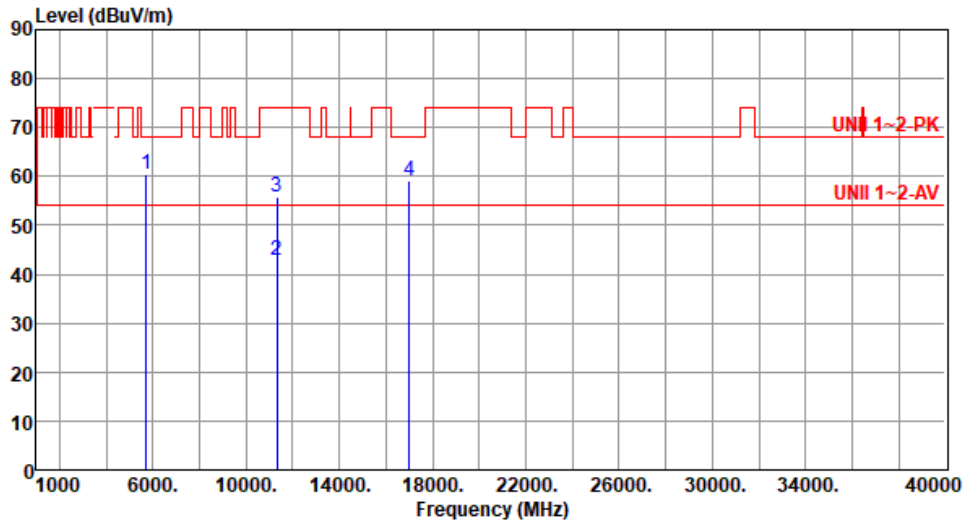
*Factor includes antenna factor , cable loss and amplifier gain

Note 2: Margin (dB) = Emission level (dBuV/m) – Limit (dBuV/m).



Modulation	ax HE40	Test Freq. (MHz)	5670
Polarization	Vertical		

Test By : Sean Yu Temperature(°C): 24 Humidity(%): 63



	Freq. MHz	Emission level dBuV/m	Limit dBuV/m	Margin dB	SA reading dBuV	Factor dB/m	Remark	ANT High cm	Turn Table deg
1	5725.00	60.40	68.20	-7.80	59.92	0.48	Peak	283	189
2	11340.00	42.73	54.00	-11.27	35.87	6.86	Average	100	213
3	11340.00	55.69	74.00	-18.31	48.83	6.86	Peak	100	213
4	17010.00	59.27	68.20	-8.93	53.02	6.25	Peak	100	168

Note 1: Emission Level (dBuV/m) = SA Reading (dBuV) + Factor* (dB/m)

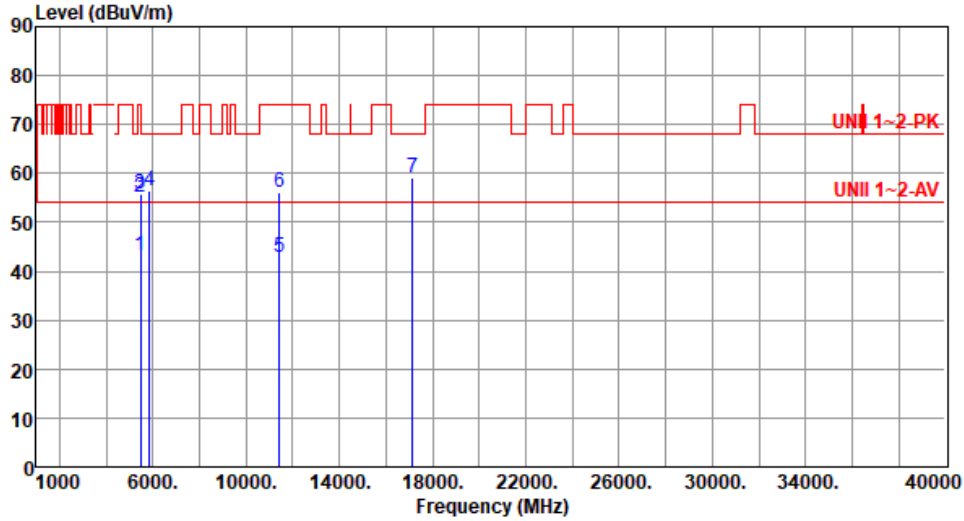
*Factor includes antenna factor , cable loss and amplifier gain

Note 2: Margin (dB) = Emission level (dBuV/m) – Limit (dBuV/m).



Modulation	ax HE40	Test Freq. (MHz)	5710
Polarization	Horizontal		

Test By : Sean Yu Temperature(°C): 24 Humidity(%): 63



	Freq. MHz	Emission level dBuV/m	Limit dBuV/m	Margin dB	SA reading dBuV	Factor dB/m	Remark	ANT High cm	Turn Table deg
1	5460.00	43.20	54.00	-10.80	43.23	-0.03	Average	100	127
2	5460.00	55.10	74.00	-18.90	55.13	-0.03	Peak	100	127
3	5470.00	55.67	68.20	-12.53	55.68	-0.01	Peak	100	127
4	5850.00	56.33	68.20	-11.87	55.58	0.75	Peak	100	127
5	11420.00	42.91	54.00	-11.09	35.85	7.06	Average	100	251
6	11420.00	56.28	74.00	-17.72	49.22	7.06	Peak	100	251
7	17130.00	59.22	68.20	-8.98	53.22	6.00	Peak	100	103

Note 1: Emission Level (dBuV/m) = SA Reading (dBuV) + Factor* (dB/m)

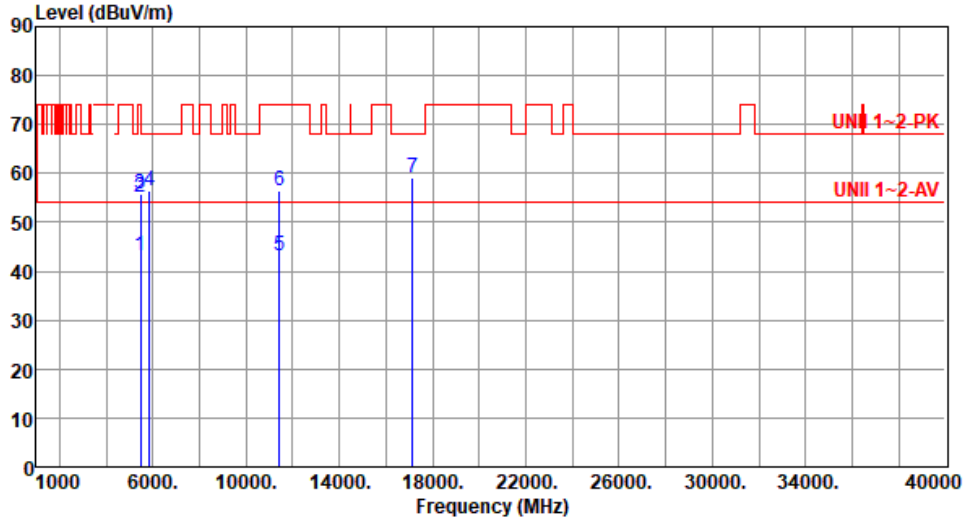
*Factor includes antenna factor , cable loss and amplifier gain

Note 2: Margin (dB) = Emission level (dBuV/m) – Limit (dBuV/m).



Modulation	ax HE40	Test Freq. (MHz)	5710
Polarization	Vertical		

Test By : Sean Yu Temperature(°C): 24 Humidity(%): 63



	Freq. MHz	Emission level dBuV/m	Limit dBuV/m	Margin dB	SA reading dBuV	Factor dB/m	Remark	ANT High cm	Turn Table deg
1	5460.00	43.23	54.00	-10.77	43.26	-0.03	Average	251	207
2	5460.00	55.24	74.00	-18.76	55.27	-0.03	Peak	251	207
3	5470.00	55.78	68.20	-12.42	55.79	-0.01	Peak	251	207
4	5850.00	56.38	68.20	-11.82	55.63	0.75	Peak	251	207
5	11420.00	43.03	54.00	-10.97	35.97	7.06	Average	100	144
6	11420.00	56.32	74.00	-17.68	49.26	7.06	Peak	100	144
7	17130.00	59.00	68.20	-9.20	53.00	6.00	Peak	100	271

Note 1: Emission Level (dBuV/m) = SA Reading (dBuV) + Factor* (dB/m)

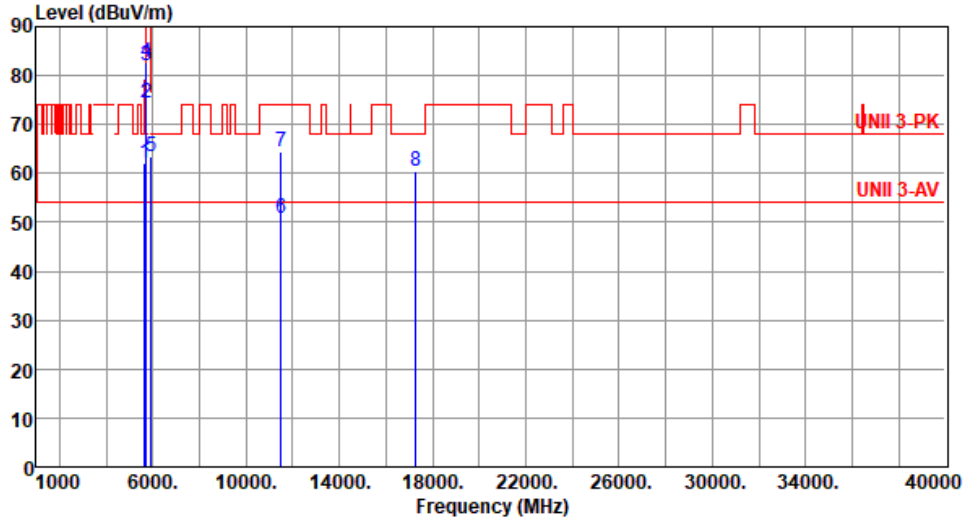
*Factor includes antenna factor , cable loss and amplifier gain

Note 2: Margin (dB) = Emission level (dBuV/m) – Limit (dBuV/m).



Modulation	ax HE40	Test Freq. (MHz)	5755
Polarization	Horizontal		

Test By : Sean Yu Temperature(°C): 25 Humidity(%): 61



	Freq. MHz	Emission level dBuV/m	Limit dBuV/m	Margin dB	SA reading dBuV	Factor dB/m	Remark	ANT High cm	Turn Table deg
1	5650.00	62.17	68.20	-6.03	62.03	0.14	Peak	172	302
2	5700.00	74.42	105.20	-30.78	74.06	0.36	Peak	172	302
3	5720.00	81.99	110.80	-28.81	81.53	0.46	Peak	172	302
4	5725.00	82.72	122.20	-39.48	82.24	0.48	Peak	172	302
5	5925.00	63.51	68.20	-4.69	62.44	1.07	Peak	172	302
6	11510.00	50.90	54.00	-3.10	43.75	7.15	Average	180	95
7	11510.00	64.46	74.00	-9.54	57.31	7.15	Peak	180	95
8	17265.00	60.39	68.20	-7.81	54.34	6.05	Peak	100	128

Note 1: Emission Level (dBuV/m) = SA Reading (dBuV) + Factor* (dB/m)

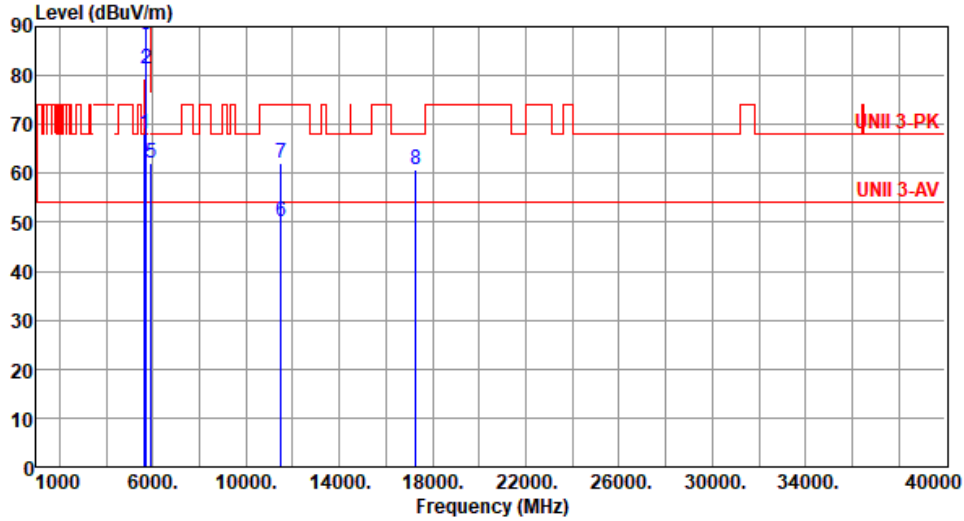
*Factor includes antenna factor , cable loss and amplifier gain

Note 2: Margin (dB) = Emission level (dBuV/m) – Limit (dBuV/m).



Modulation	ax HE40	Test Freq. (MHz)	5755
Polarization	Vertical		

Test By : Sean Yu Temperature(°C): 25 Humidity(%): 61



	Freq. MHz	Emission level dBuV/m	Limit dBuV/m	Margin dB	SA reading dBuV	Factor dB/m	Remark	ANT High cm	Turn Table deg
1	5650.00	68.10	68.20	-0.10	67.96	0.14	Peak	164	341
2	5700.00	81.28	105.20	-23.92	80.92	0.36	Peak	164	341
3	5720.00	88.47	110.80	-22.33	88.01	0.46	Peak	164	341
4	5725.00	90.08	122.20	-32.12	89.60	0.48	Peak	164	341
5	5925.00	62.15	68.20	-6.05	61.08	1.07	Peak	164	341
6	11510.00	50.14	54.00	-3.86	42.99	7.15	Average	187	154
7	11510.00	62.03	74.00	-11.97	54.88	7.15	Peak	187	154
8	17265.00	60.77	68.20	-7.43	54.72	6.05	Peak	100	271

Note 1: Emission Level (dBuV/m) = SA Reading (dBuV) + Factor* (dB/m)

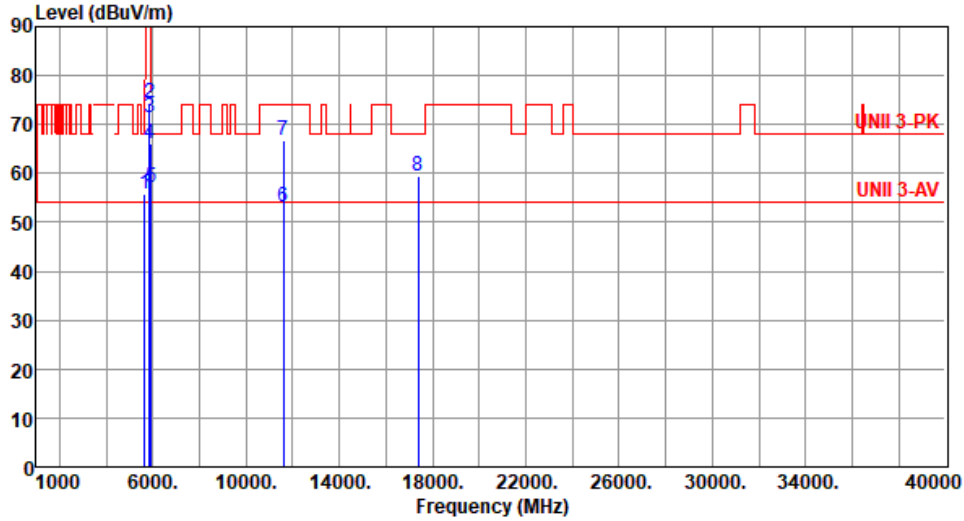
*Factor includes antenna factor , cable loss and amplifier gain

Note 2: Margin (dB) = Emission level (dBuV/m) – Limit (dBuV/m).



Modulation	ax HE40	Test Freq. (MHz)	5795
Polarization	Horizontal		

Test By : Sean Yu Temperature(°C): 25 Humidity(%): 61



	Freq. MHz	Emission level dBuV/m	Limit dBuV/m	Margin dB	SA reading dBuV	Factor dB/m	Remark	ANT High cm	Turn Table deg
1	5650.00	55.94	68.20	-12.26	55.80	0.14	Peak	178	296
2	5850.00	74.27	122.20	-47.93	73.52	0.75	Peak	178	296
3	5855.00	71.52	110.80	-39.28	70.74	0.78	Peak	178	296
4	5875.00	65.96	105.20	-39.24	65.09	0.87	Peak	178	296
5	5925.00	57.19	68.20	-11.01	56.12	1.07	Peak	178	296
6	11590.00	53.15	54.00	-0.85	46.28	6.87	Average	186	94
7	11590.00	66.82	74.00	-7.18	59.95	6.87	Peak	186	94
8	17385.00	59.59	68.20	-8.61	53.26	6.33	Peak	100	274

Note 1: Emission Level (dBuV/m) = SA Reading (dBuV) + Factor* (dB/m)

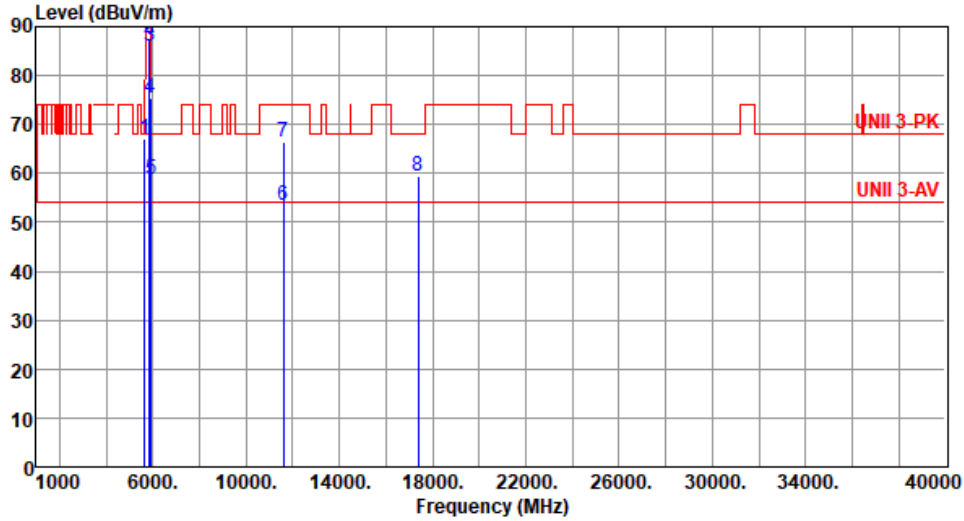
*Factor includes antenna factor , cable loss and amplifier gain

Note 2: Margin (dB) = Emission level (dBuV/m) – Limit (dBuV/m).



Modulation	ax HE40	Test Freq. (MHz)	5795
Polarization	Vertical		

Test By : Sean Yu Temperature(°C): 25 Humidity(%): 61



	Freq. MHz	Emission level dBuV/m	Limit dBuV/m	Margin dB	SA reading dBuV	Factor dB/m	Remark	ANT High cm	Turn Table deg
1	5650.00	66.97	68.20	-1.23	66.83	0.14	Peak	166	333
2	5850.00	87.56	122.20	-34.64	86.81	0.75	Peak	166	333
3	5855.00	86.12	110.80	-24.68	85.34	0.78	Peak	166	333
4	5875.00	75.52	105.20	-29.68	74.65	0.87	Peak	166	333
5	5925.00	58.85	68.20	-9.35	57.78	1.07	Peak	166	333
6	11590.00	53.38	54.00	-0.62	46.51	6.87	Average	184	152
7	11590.00	66.31	74.00	-7.69	59.44	6.87	Peak	184	152
8	17385.00	59.39	68.20	-8.81	53.06	6.33	Peak	100	184

Note 1: Emission Level (dBuV/m) = SA Reading (dBuV) + Factor* (dB/m)

*Factor includes antenna factor , cable loss and amplifier gain

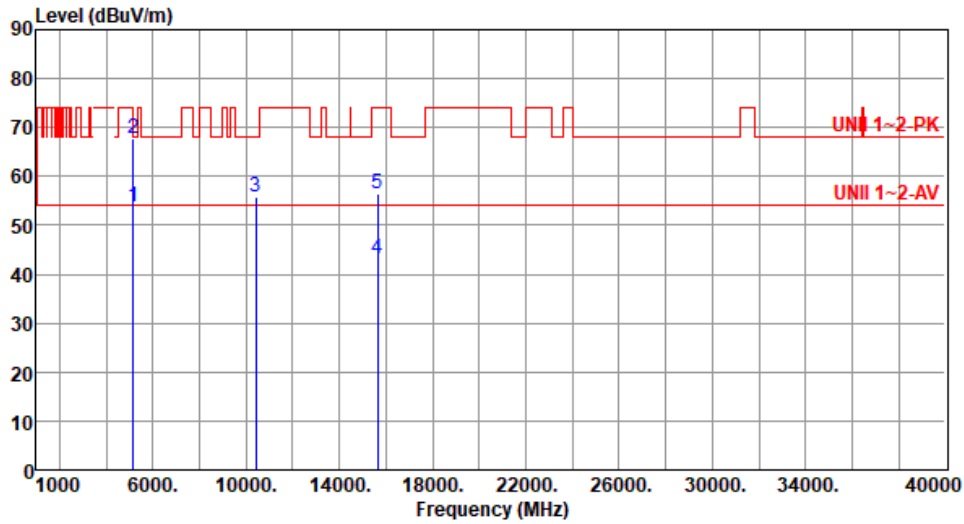
Note 2: Margin (dB) = Emission level (dBuV/m) – Limit (dBuV/m).



Unwanted Emissions (Above 1GHz) for ax HE80

Modulation	ax HE80	Test Freq. (MHz)	5210
Polarization	Horizontal		

Test By : Sean Yu Temperature(°C): 25 Humidity(%): 61



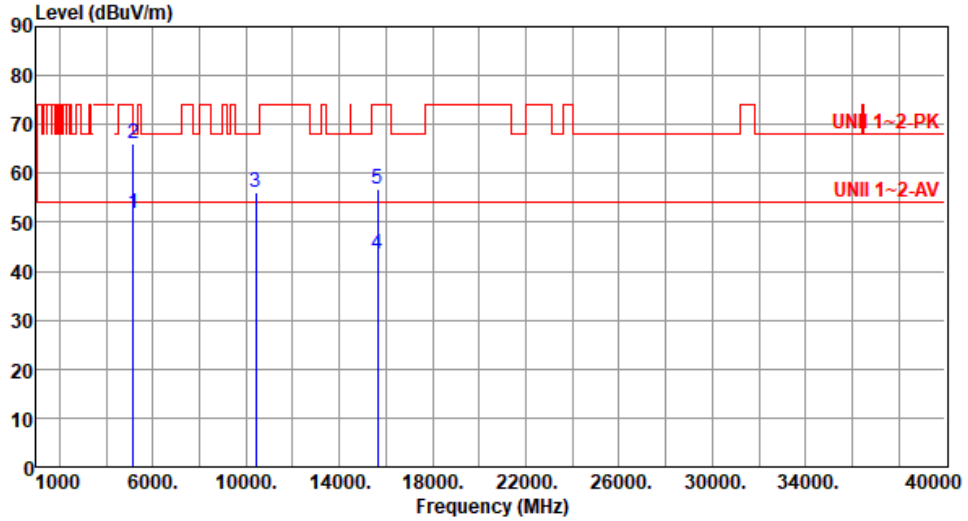
	Freq. MHz	Emission level dBuV/m	Limit dBuV/m	Margin dB	SA reading dBuV	Factor dB/m	Remark	ANT High cm	Turn Table deg
1	5150.00	53.87	54.00	-0.13	53.73	0.14	Average	100	221
2	5150.00	67.65	74.00	-6.35	67.51	0.14	Peak	100	221
3	10420.00	55.75	68.20	-12.45	48.62	7.13	Peak	100	218
4	15630.00	43.32	54.00	-10.68	39.49	3.83	Average	100	117
5	15630.00	56.31	74.00	-17.69	52.48	3.83	Peak	100	117

Note 1: Emission Level (dBuV/m) = SA Reading (dBuV) + Factor* (dB/m)
 *Factor includes antenna factor , cable loss and amplifier gain
 Note 2: Margin (dB) = Emission level (dBuV/m) – Limit (dBuV/m).



Modulation	ax HE80	Test Freq. (MHz)	5210
Polarization	Vertical		

Test By : Sean Yu Temperature(°C): 25 Humidity(%): 61



	Freq. MHz	Emission level dBuV/m	Limit dBuV/m	Margin dB	SA reading dBuV	Factor dB/m	Remark	ANT High cm	Turn Table deg
1	5150.00	51.82	54.00	-2.18	51.68	0.14	Average	100	225
2	5150.00	66.03	74.00	-7.97	65.89	0.14	Peak	100	225
3	10420.00	56.26	68.20	-11.94	49.13	7.13	Peak	100	143
4	15630.00	43.36	54.00	-10.64	39.53	3.83	Average	100	311
5	15630.00	56.95	74.00	-17.05	53.12	3.83	Peak	100	311

Note 1: Emission Level (dBuV/m) = SA Reading (dBuV) + Factor* (dB/m)

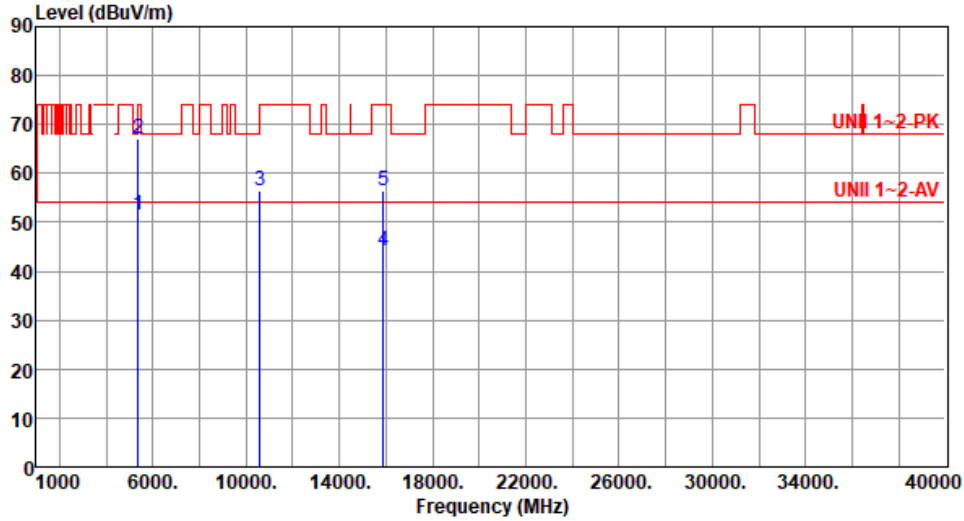
*Factor includes antenna factor , cable loss and amplifier gain

Note 2: Margin (dB) = Emission level (dBuV/m) – Limit (dBuV/m).



Modulation	ax HE80	Test Freq. (MHz)	5290
Polarization	Horizontal		

Test By : Sean Yu Temperature(°C): 24 Humidity(%): 63



	Freq. MHz	Emission level dBuV/m	Limit dBuV/m	Margin dB	SA reading dBuV	Factor dB/m	Remark	ANT High cm	Turn Table deg
1	5350.00	51.50	54.00	-2.50	51.79	-0.29	Average	100	216
2	5350.00	67.13	74.00	-6.87	67.42	-0.29	Peak	100	216
3	10580.00	56.51	68.20	-11.69	49.33	7.18	Peak	100	143
4	15870.00	44.02	54.00	-9.98	40.01	4.01	Average	100	251
5	15870.00	56.36	74.00	-17.64	52.35	4.01	Peak	100	251

Note 1: Emission Level (dBuV/m) = SA Reading (dBuV) + Factor* (dB/m)

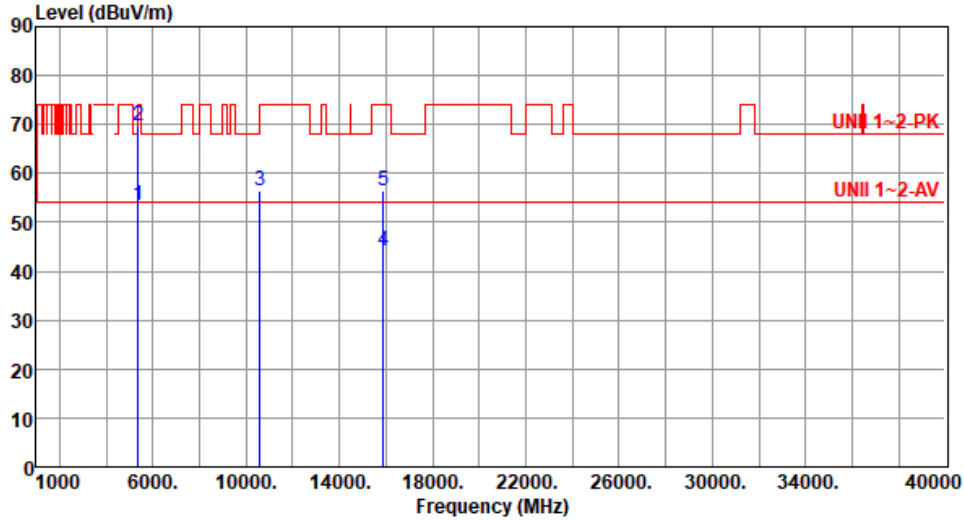
*Factor includes antenna factor , cable loss and amplifier gain

Note 2: Margin (dB) = Emission level (dBuV/m) – Limit (dBuV/m).



Modulation	ax HE80	Test Freq. (MHz)	5290
Polarization	Vertical		

Test By : Sean Yu Temperature(°C): 24 Humidity(%): 63



	Freq. MHz	Emission level dBuV/m	Limit dBuV/m	Margin dB	SA reading dBuV	Factor dB/m	Remark	ANT High cm	Turn Table deg
1	5350.00	53.59	54.00	-0.41	53.88	-0.29	Average	100	225
2	5350.00	69.85	74.00	-4.15	70.14	-0.29	Peak	100	225
3	10580.00	56.43	68.20	-11.77	49.25	7.18	Peak	100	47
4	15870.00	44.03	54.00	-9.97	40.02	4.01	Average	100	147
5	15870.00	56.45	74.00	-17.55	52.44	4.01	Peak	100	147

Note 1: Emission Level (dBuV/m) = SA Reading (dBuV) + Factor* (dB/m)

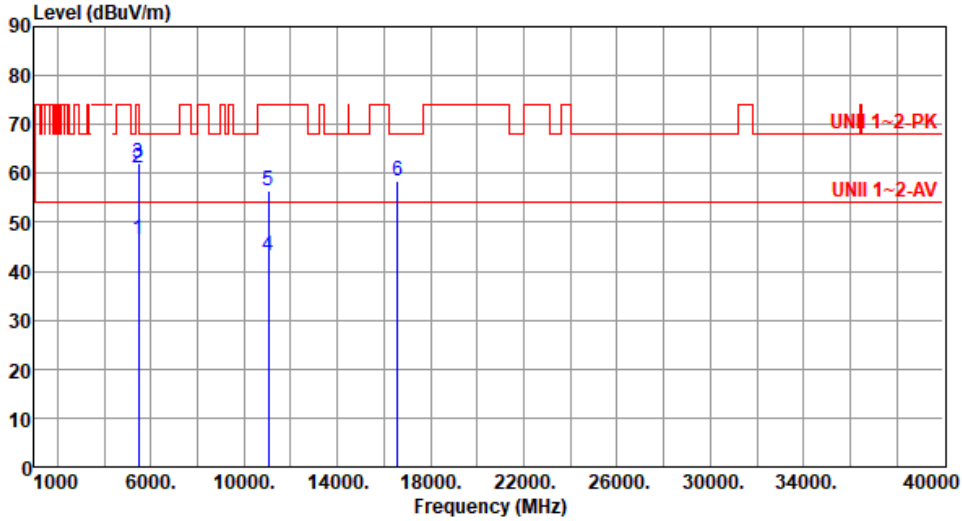
*Factor includes antenna factor , cable loss and amplifier gain

Note 2: Margin (dB) = Emission level (dBuV/m) – Limit (dBuV/m).



Modulation	ax HE80	Test Freq. (MHz)	5530
Polarization	Horizontal		

Test By : Sean Yu Temperature(°C): 24 Humidity(%): 63



	Freq. MHz	Emission level dBuV/m	Limit dBuV/m	Margin dB	SA reading dBuV	Factor dB/m	Remark	ANT High cm	Turn Table deg
1	5460.00	46.65	54.00	-7.35	46.68	-0.03	Average	100	136
2	5460.00	61.05	74.00	-12.95	61.08	-0.03	Peak	100	136
3	5470.00	62.12	68.20	-6.08	62.13	-0.01	Peak	100	136
4	11060.00	43.10	54.00	-10.90	35.75	7.35	Average	100	179
5	11060.00	56.47	74.00	-17.53	49.12	7.35	Peak	100	179
6	16590.00	58.36	68.20	-9.84	52.41	5.95	Peak	100	203

Note 1: Emission Level (dBuV/m) = SA Reading (dBuV) + Factor* (dB/m)

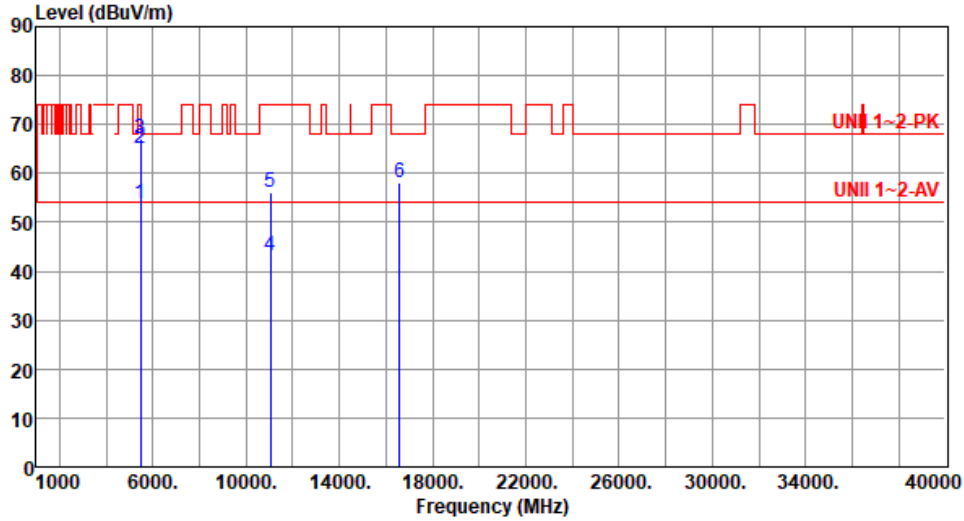
*Factor includes antenna factor , cable loss and amplifier gain

Note 2: Margin (dB) = Emission level (dBuV/m) – Limit (dBuV/m).



Modulation	ax HE80	Test Freq. (MHz)	5530
Polarization	Vertical		

Test By : Sean Yu Temperature(°C): 24 Humidity(%): 63



	Freq. MHz	Emission level dBuV/m	Limit dBuV/m	Margin dB	SA reading dBuV	Factor dB/m	Remark	ANT High cm	Turn Table deg
1	5460.00	53.66	54.00	-0.34	53.69	-0.03	Average	226	195
2	5460.00	65.11	74.00	-8.89	65.14	-0.03	Peak	226	195
3	5470.00	67.16	68.20	-1.04	67.17	-0.01	Peak	226	195
4	11060.00	43.17	54.00	-10.83	35.82	7.35	Average	100	283
5	11060.00	56.26	74.00	-17.74	48.91	7.35	Peak	100	283
6	16590.00	58.28	68.20	-9.92	52.33	5.95	Peak	100	103

Note 1: Emission Level (dBuV/m) = SA Reading (dBuV) + Factor* (dB/m)

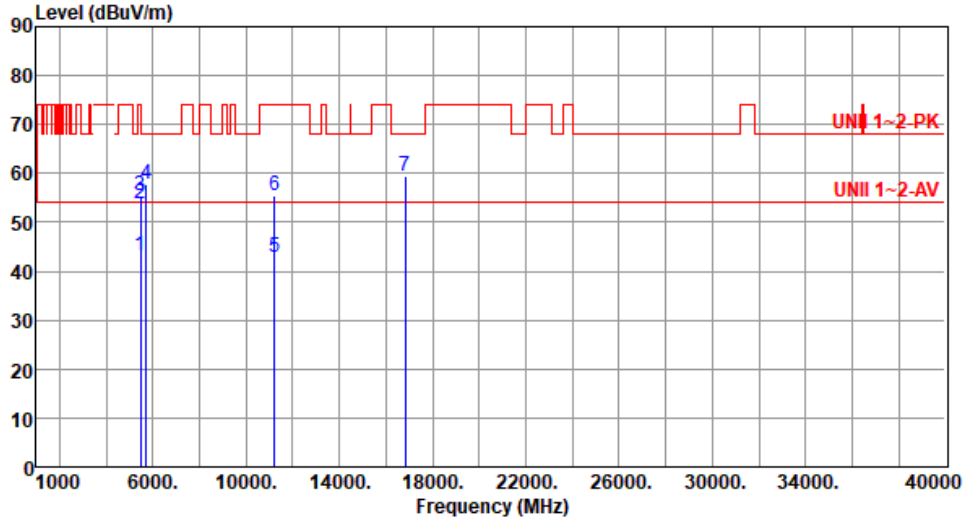
*Factor includes antenna factor , cable loss and amplifier gain

Note 2: Margin (dB) = Emission level (dBuV/m) – Limit (dBuV/m).



Modulation	ax HE80	Test Freq. (MHz)	5610
Polarization	Horizontal		

Test By : Sean Yu Temperature(°C): 24 Humidity(%): 63



	Freq. MHz	Emission level dBuV/m	Limit dBuV/m	Margin dB	SA reading dBuV	Factor dB/m	Remark	ANT High cm	Turn Table deg
1	5460.00	43.17	54.00	-10.83	43.20	-0.03	Average	100	132
2	5460.00	53.89	74.00	-20.11	53.92	-0.03	Peak	100	132
3	5470.00	55.61	68.20	-12.59	55.62	-0.01	Peak	100	132
4	5725.00	57.86	68.20	-10.34	57.38	0.48	Peak	100	132
5	11220.00	42.74	54.00	-11.26	36.02	6.72	Average	100	174
6	11220.00	55.45	74.00	-18.55	48.73	6.72	Peak	100	174
7	16830.00	59.42	68.20	-8.78	52.77	6.65	Peak	100	203

Note 1: Emission Level (dBuV/m) = SA Reading (dBuV) + Factor* (dB/m)

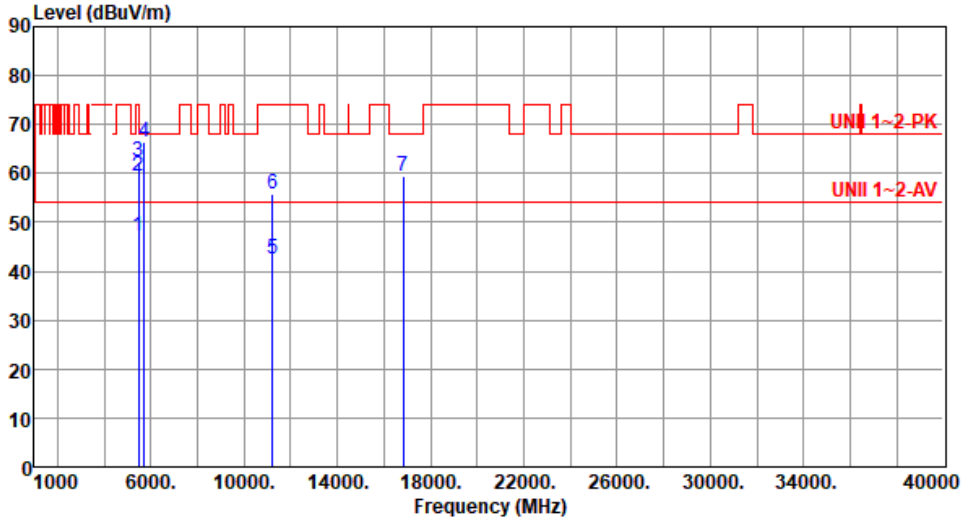
*Factor includes antenna factor , cable loss and amplifier gain

Note 2: Margin (dB) = Emission level (dBuV/m) – Limit (dBuV/m).



Modulation	ax HE80	Test Freq. (MHz)	5610
Polarization	Vertical		

Test By : Sean Yu Temperature(°C): 24 Humidity(%): 63



	Freq. MHz	Emission level dBuV/m	Limit dBuV/m	Margin dB	SA reading dBuV	Factor dB/m	Remark	ANT High cm	Turn Table deg
1	5460.00	47.29	54.00	-6.71	47.32	-0.03	Average	230	212
2	5460.00	59.48	74.00	-14.52	59.51	-0.03	Peak	230	212
3	5470.00	62.34	68.20	-5.86	62.35	-0.01	Peak	230	212
4	5725.00	66.49	68.20	-1.71	66.01	0.48	Peak	230	212
5	11220.00	42.54	54.00	-11.46	35.82	6.72	Average	100	148
6	11220.00	55.64	74.00	-18.36	48.92	6.72	Peak	100	148
7	16830.00	59.47	68.20	-8.73	52.82	6.65	Peak	100	166

Note 1: Emission Level (dBuV/m) = SA Reading (dBuV) + Factor* (dB/m)

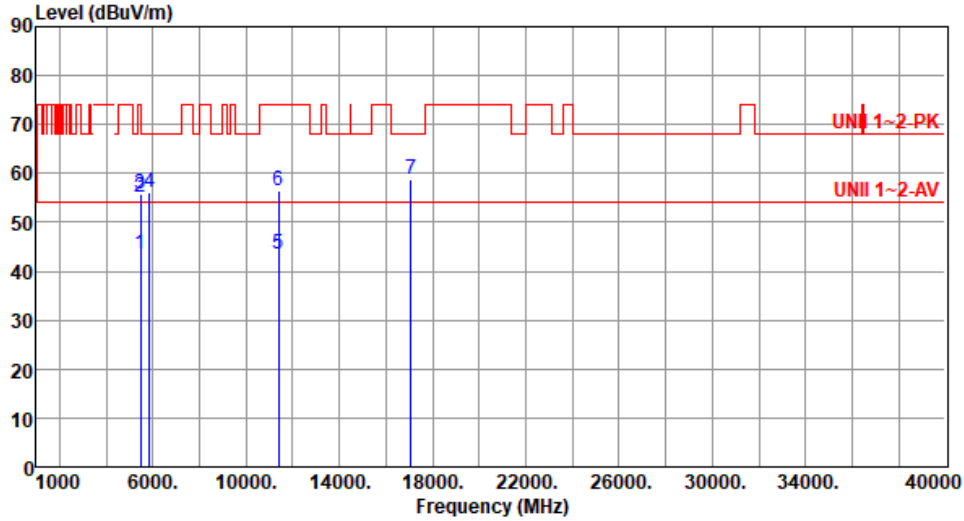
*Factor includes antenna factor , cable loss and amplifier gain

Note 2: Margin (dB) = Emission level (dBuV/m) – Limit (dBuV/m).



Modulation	ax HE80	Test Freq. (MHz)	5690
Polarization	Horizontal		

Test By : Sean Yu Temperature(°C): 24 Humidity(%): 63



	Freq. MHz	Emission level dBuV/m	Limit dBuV/m	Margin dB	SA reading dBuV	Factor dB/m	Remark	ANT High cm	Turn Table deg
1	5460.00	43.34	54.00	-10.66	43.37	-0.03	Average	100	127
2	5460.00	55.25	74.00	-18.75	55.28	-0.03	Peak	100	127
3	5470.00	55.72	68.20	-12.48	55.73	-0.01	Peak	100	127
4	5850.00	56.23	68.20	-11.97	55.48	0.75	Peak	100	127
5	11380.00	43.59	54.00	-10.41	36.62	6.97	Average	100	128
6	11380.00	56.59	74.00	-17.41	49.62	6.97	Peak	100	128
7	17070.00	58.88	68.20	-9.32	52.83	6.05	Peak	100	54

Note 1: Emission Level (dBuV/m) = SA Reading (dBuV) + Factor* (dB/m)

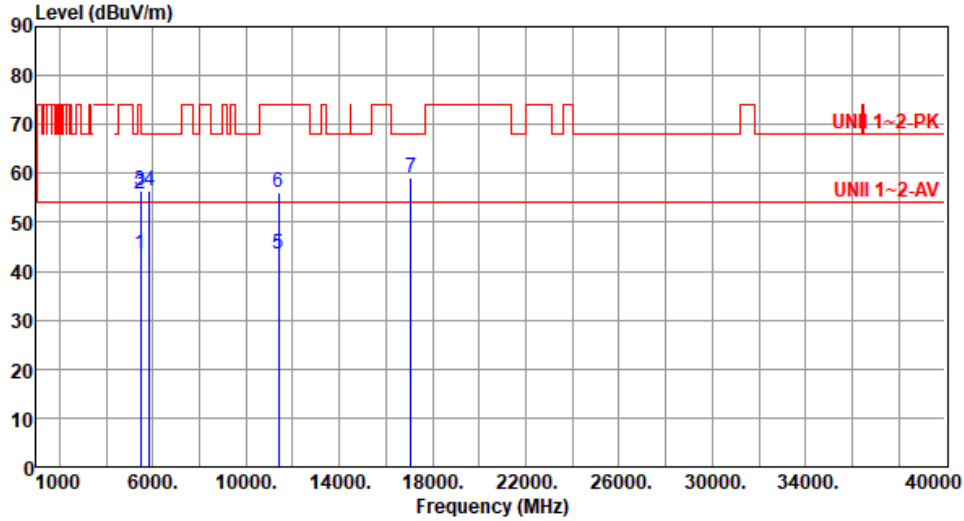
*Factor includes antenna factor , cable loss and amplifier gain

Note 2: Margin (dB) = Emission level (dBuV/m) – Limit (dBuV/m).



Modulation	ax HE80	Test Freq. (MHz)	5690
Polarization	Vertical		

Test By : Sean Yu Temperature(°C): 24 Humidity(%): 63



	Freq. MHz	Emission level dBuV/m	Limit dBuV/m	Margin dB	SA reading dBuV	Factor dB/m	Remark	ANT High cm	Turn Table deg
1	5460.00	43.65	54.00	-10.35	43.68	-0.03	Average	221	208
2	5460.00	55.89	74.00	-18.11	55.92	-0.03	Peak	221	208
3	5470.00	56.46	68.20	-11.74	56.47	-0.01	Peak	221	208
4	5850.00	56.59	68.20	-11.61	55.84	0.75	Peak	221	208
5	11380.00	43.51	54.00	-10.49	36.54	6.97	Average	100	245
6	11380.00	56.18	74.00	-17.82	49.21	6.97	Peak	100	245
7	17070.00	59.27	68.20	-8.93	53.22	6.05	Peak	100	154

Note 1: Emission Level (dBuV/m) = SA Reading (dBuV) + Factor* (dB/m)

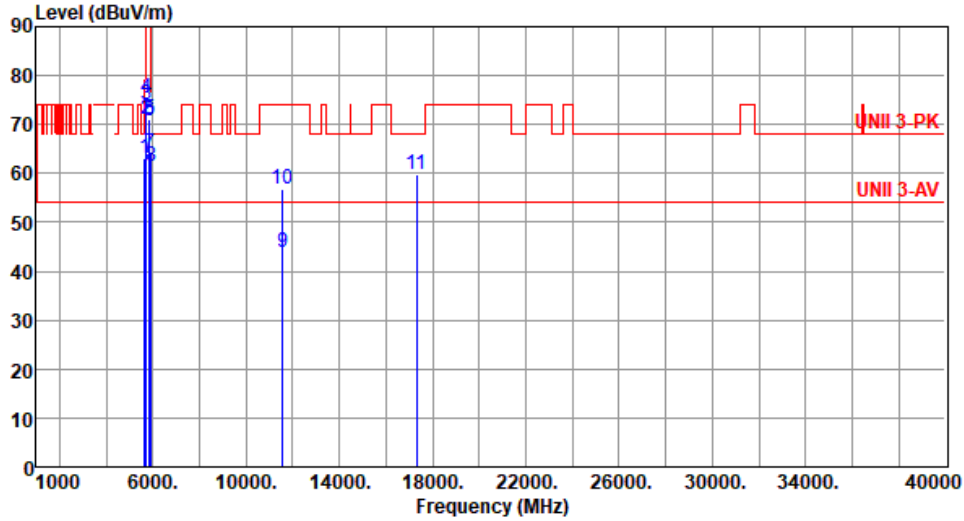
*Factor includes antenna factor , cable loss and amplifier gain

Note 2: Margin (dB) = Emission level (dBuV/m) – Limit (dBuV/m).



Modulation	ax HE80	Test Freq. (MHz)	5775
Polarization	Horizontal		

Test By :Akun Chung Temperature(°C):24 Humidity(%):62



	Freq. MHz	Emission level dBuV/m	Limit dBuV/m	Margin dB	SA reading dBuV	Factor dB/m	Remark	ANT High cm	Turn Table deg
1	5650.00	62.99	68.20	-5.21	62.85	0.14	Peak	215	295
2	5700.00	70.94	105.20	-34.26	70.58	0.36	Peak	215	295
3	5720.00	74.00	110.80	-36.80	73.54	0.46	Peak	215	295
4	5725.00	75.37	122.20	-46.83	74.89	0.48	Peak	215	295
5	5850.00	71.01	122.20	-51.19	70.26	0.75	Peak	215	295
6	5855.00	70.63	110.80	-40.17	69.85	0.78	Peak	215	295
7	5875.00	64.03	105.20	-41.17	63.16	0.87	Peak	215	295
8	5925.00	61.31	68.20	-6.89	60.24	1.07	Peak	215	295
9	11550.00	43.93	54.00	-10.07	36.92	7.01	Average	100	273
10	11550.00	56.84	74.00	-17.16	49.83	7.01	Peak	100	273
11	17325.00	59.76	68.20	-8.44	53.66	6.10	Peak	100	308

Note 1: Emission Level (dBuV/m) = SA Reading (dBuV) + Factor* (dB/m)

*Factor includes antenna factor , cable loss and amplifier gain

Note 2: Margin (dB) = Emission level (dBuV/m) – Limit (dBuV/m).



Modulation	ax HE80		Test Freq. (MHz)	5775					
Polarization	Vertical								
Test By : Akun Chung		Temperature(°C): 24		Humidity(%): 62					
	Freq. MHz	Emission level dBuV/m	Limit dBuV/m	Margin dB	SA reading dBuV	Factor dB/m	Remark	ANT High cm	Turn Table deg
1	5650.00	67.64	68.20	-0.56	67.50	0.14	Peak	167	330
2	5700.00	76.86	105.20	-28.34	76.50	0.36	Peak	167	330
3	5720.00	80.43	110.80	-30.37	79.97	0.46	Peak	167	330
4	5725.00	81.87	122.20	-40.33	81.39	0.48	Peak	167	330
5	5850.00	78.42	122.20	-43.78	77.67	0.75	Peak	167	330
6	5855.00	77.53	110.80	-33.27	76.75	0.78	Peak	167	330
7	5875.00	70.84	105.20	-34.36	69.97	0.87	Peak	167	330
8	5925.00	61.93	68.20	-6.27	60.86	1.07	Peak	167	330
9	11550.00	43.66	54.00	-10.34	36.65	7.01	Average	100	214
10	11550.00	56.49	74.00	-17.51	49.48	7.01	Peak	100	214
11	17325.00	59.68	68.20	-8.52	53.58	6.10	Peak	100	117
<p>Note 1: Emission Level (dBuV/m) = SA Reading (dBuV) + Factor* (dB/m) *Factor includes antenna factor , cable loss and amplifier gain Note 2: Margin (dB) = Emission level (dBuV/m) – Limit (dBuV/m).</p>									



Unwanted Emissions (Above 1GHz) for ax HE160

Modulation	ax HE160	Test Freq. (MHz)	5570						
Polarization	Horizontal								
Test By : Sean Yu Temperature(°C):25 Humidity(%):61									
	Freq. MHz	Emission level dBuV/m	Limit dBuV/m	Margin dB	SA reading dBuV	Factor dB/m	Remark	ANT High cm	Turn Table deg
1	5460.00	46.67	54.00	-7.33	46.70	-0.03	Average	100	133
2	5460.00	56.22	74.00	-17.78	56.25	-0.03	Peak	100	133
3	5470.00	57.65	68.20	-10.55	57.66	-0.01	Peak	100	133
4	5725.00	58.32	68.20	-9.88	57.84	0.48	Peak	100	133
5	11140.00	43.92	54.00	-10.08	36.89	7.03	Average	100	218
6	11140.00	55.60	74.00	-18.40	48.57	7.03	Peak	100	218
7	16710.00	59.05	68.20	-9.15	52.81	6.24	Peak	100	177

Note 1: Emission Level (dBuV/m) = SA Reading (dBuV) + Factor* (dB/m)

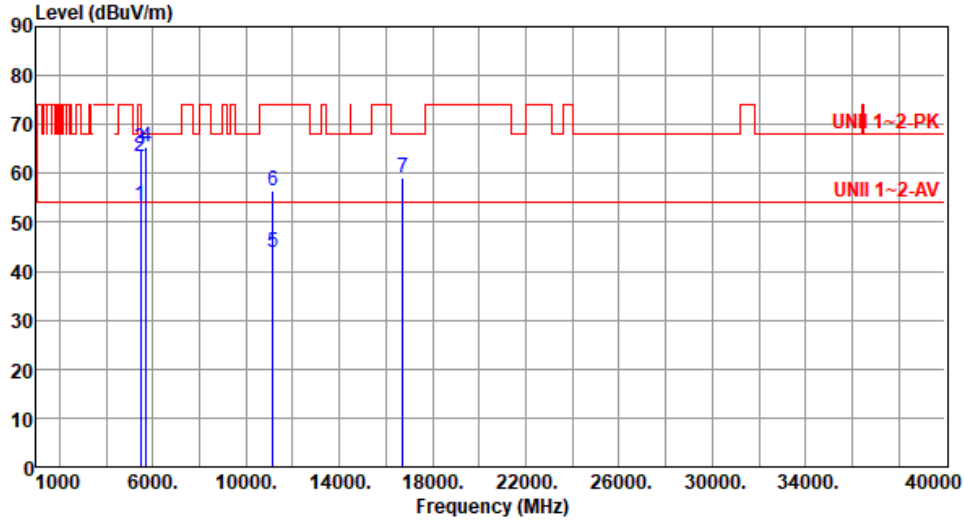
*Factor includes antenna factor , cable loss and amplifier gain

Note 2: Margin (dB) = Emission level (dBuV/m) – Limit (dBuV/m).



Modulation	ax HE160	Test Freq. (MHz)	5570
Polarization	Vertical		

Test By : Sean Yu Temperature(°C): 25 Humidity(%): 61



	Freq. MHz	Emission level dBuV/m	Limit dBuV/m	Margin dB	SA reading dBuV	Factor dB/m	Remark	ANT High cm	Turn Table deg
1	5460.00	53.48	54.00	-0.52	53.51	-0.03	Average	176	3
2	5460.00	63.51	74.00	-10.49	63.54	-0.03	Peak	176	3
3	5470.00	64.93	68.20	-3.27	64.94	-0.01	Peak	176	3
4	5725.00	65.28	68.20	-2.92	64.80	0.48	Peak	176	3
5	11140.00	43.86	54.00	-10.14	36.83	7.03	Average	100	106
6	11140.00	56.31	74.00	-17.69	49.28	7.03	Peak	100	106
7	16710.00	59.03	68.20	-9.17	52.79	6.24	Peak	100	177

Note 1: Emission Level (dBuV/m) = SA Reading (dBuV) + Factor* (dB/m)

*Factor includes antenna factor , cable loss and amplifier gain

Note 2: Margin (dB) = Emission level (dBuV/m) – Limit (dBuV/m).

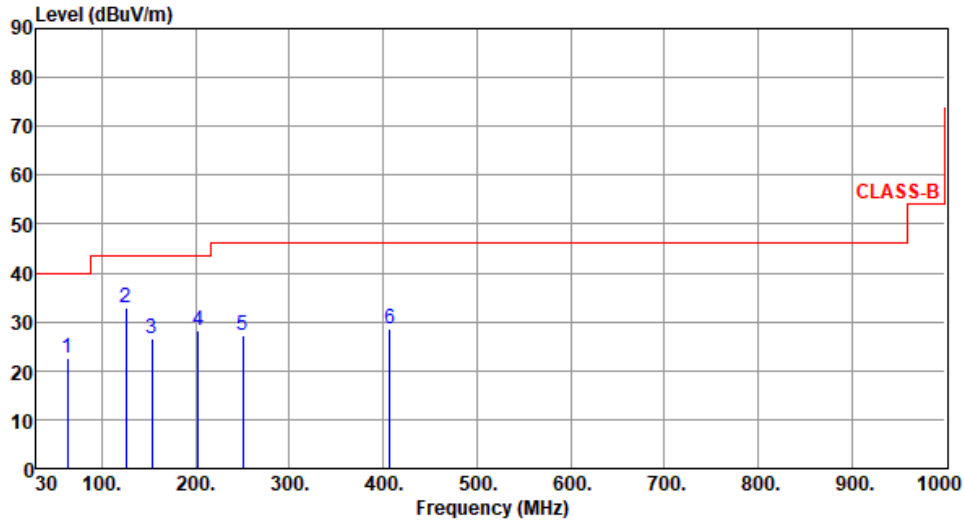


Beamforming mode

Unwanted Emissions (Below 1GHz)

Modulation	ax HE40	Test Freq. (MHz)	5230
Polarization	Horizontal		

Test By :Brad Wu Temperature(°C):24 Humidity(%):63



	Freq. MHz	Emission level dBuV/m	Limit dBuV/m	Margin dB	SA reading dBuV	Factor dB/m	Remark	ANT High cm	Turn Table deg
1	63.55	22.48	40.00	-17.52	32.25	-9.77	Peak	---	---
2	125.58	32.83	43.50	-10.67	43.52	-10.69	Peak	---	---
3	153.66	26.47	43.50	-17.03	35.45	-8.98	Peak	---	---
4	202.47	28.11	43.50	-15.39	40.02	-11.91	Peak	---	---
5	250.58	27.13	46.00	-18.87	37.17	-10.04	Peak	---	---
6	406.92	28.42	46.00	-17.58	33.87	-5.45	Peak	---	---

Note 1: Emission Level (dBuV/m) = SA Reading (dBuV) + Factor* (dB/m)

*Factor includes antenna factor , cable loss and amplifier gain

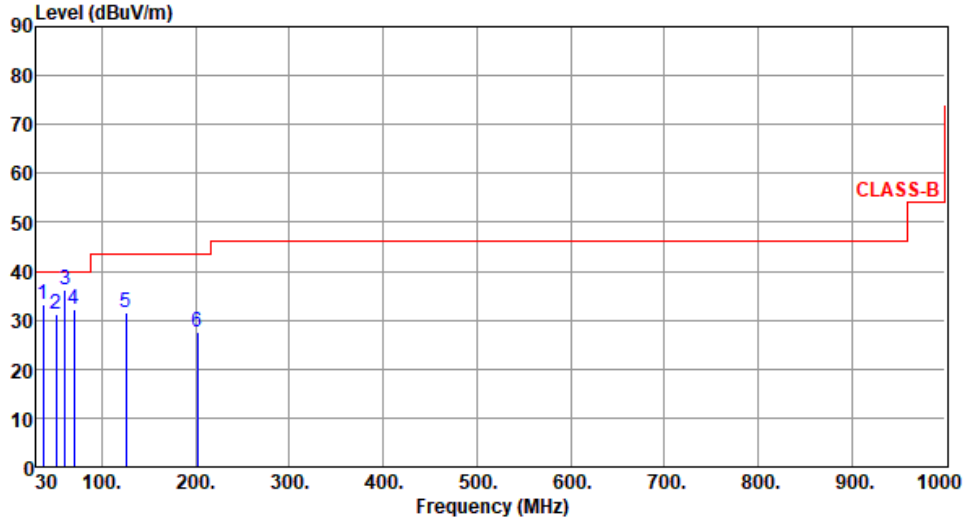
Note 2: Margin (dB) = Emission level (dBuV/m) – Limit (dBuV/m).

Note 3: All spurious emissions below 30MHz are more than 20 dB below the limit.



Modulation	ax HE40	Test Freq. (MHz)	5230
Polarization	Vertical		

Test By :Brad Wu Temperature(°C):24 Humidity(%):63



	Freq. MHz	Emission level dBuV/m	Limit dBuV/m	Margin dB	SA reading dBuV	Factor dB/m	Remark	ANT High cm	Turn Table deg
1	37.48	33.26	40.00	-6.74	42.27	-9.01	Peak	---	---
2	51.34	31.23	40.00	-8.77	39.43	-8.20	QP	100	19
3	60.58	36.10	40.00	-3.90	45.25	-9.15	Peak	---	---
4	70.48	32.06	40.00	-7.94	43.38	-11.32	Peak	---	---
5	125.58	31.46	43.50	-12.04	42.15	-10.69	Peak	---	---
6	201.55	27.48	43.50	-16.02	39.37	-11.89	Peak	---	---

Note 1: Emission Level (dBuV/m) = SA Reading (dBuV) + Factor* (dB/m)

*Factor includes antenna factor , cable loss and amplifier gain

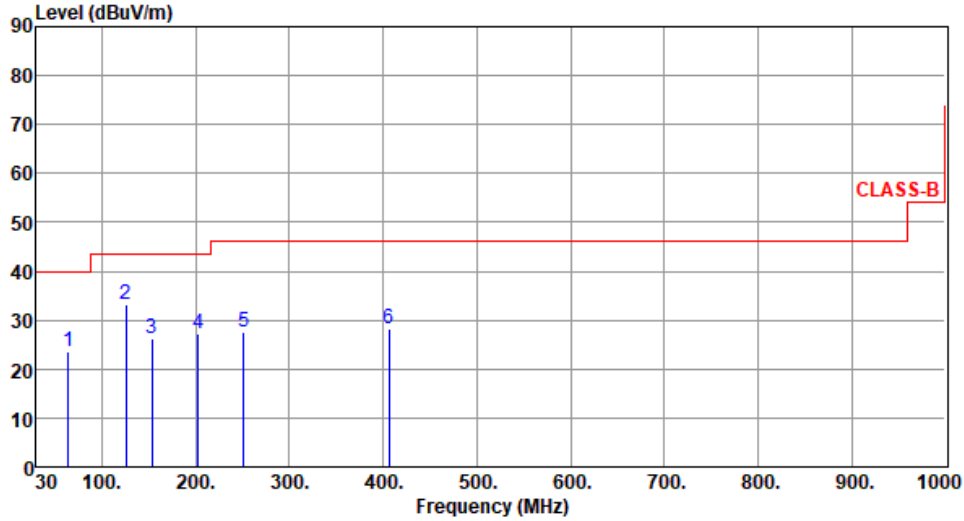
Note 2: Margin (dB) = Emission level (dBuV/m) – Limit (dBuV/m).

Note 3: All spurious emissions below 30MHz are more than 20 dB below the limit.



Modulation	ax HE20	Test Freq. (MHz)	5745
Polarization	Horizontal		

Test By :Brad Wu Temperature(°C):24 Humidity(%):63



	Freq. MHz	Emission level dBuV/m	Limit dBuV/m	Margin dB	SA reading dBuV	Factor dB/m	Remark	ANT High cm	Turn Table deg
1	64.23	23.52	40.00	-16.48	33.39	-9.87	Peak	---	---
2	125.48	33.06	43.50	-10.44	43.77	-10.71	Peak	---	---
3	153.48	26.27	43.50	-17.23	35.27	-9.00	Peak	---	---
4	202.85	27.31	43.50	-16.19	39.22	-11.91	Peak	---	---
5	250.91	27.56	46.00	-18.44	37.58	-10.02	Peak	---	---
6	406.44	28.11	46.00	-17.89	33.58	-5.47	Peak	---	---

Note 1: Emission Level (dBuV/m) = SA Reading (dBuV) + Factor* (dB/m)

*Factor includes antenna factor , cable loss and amplifier gain

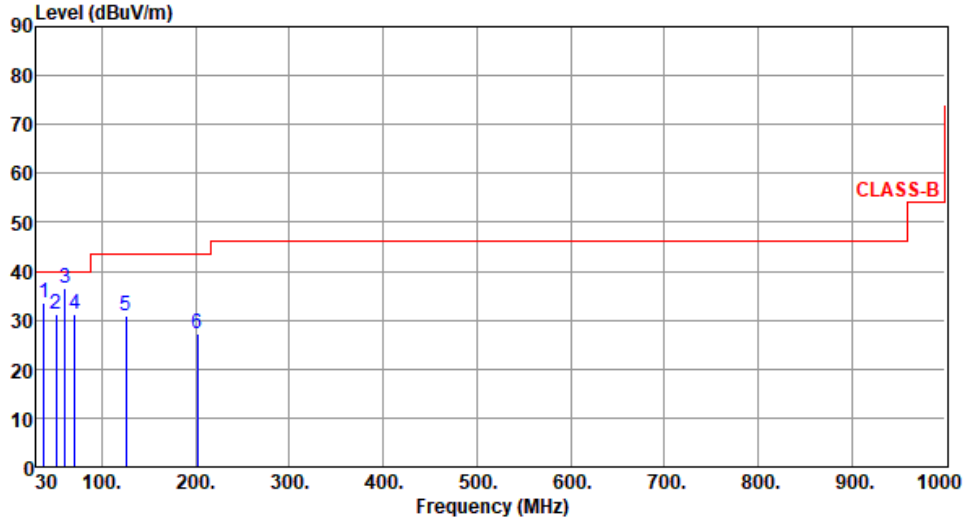
Note 2: Margin (dB) = Emission level (dBuV/m) – Limit (dBuV/m).

Note 3: All spurious emissions below 30MHz are more than 20 dB below the limit.



Modulation	ax HE20	Test Freq. (MHz)	5745
Polarization	Vertical		

Test By :Brad Wu Temperature(°C):24 Humidity(%):63



	Freq. MHz	Emission level dBuV/m	Limit dBuV/m	Margin dB	SA reading dBuV	Factor dB/m	Remark	ANT High cm	Turn Table deg
1	37.72	33.51	40.00	-6.49	42.48	-8.97	Peak	---	---
2	51.34	31.33	40.00	-8.67	39.53	-8.20	QP	100	23
3	60.27	36.58	40.00	-3.42	45.60	-9.02	Peak	---	---
4	70.66	31.27	40.00	-8.73	42.59	-11.32	Peak	---	---
5	125.48	31.02	43.50	-12.48	41.73	-10.71	Peak	---	---
6	201.54	27.16	43.50	-16.34	39.05	-11.89	Peak	---	---

Note 1: Emission Level (dBuV/m) = SA Reading (dBuV) + Factor* (dB/m)

*Factor includes antenna factor , cable loss and amplifier gain

Note 2: Margin (dB) = Emission level (dBuV/m) – Limit (dBuV/m).

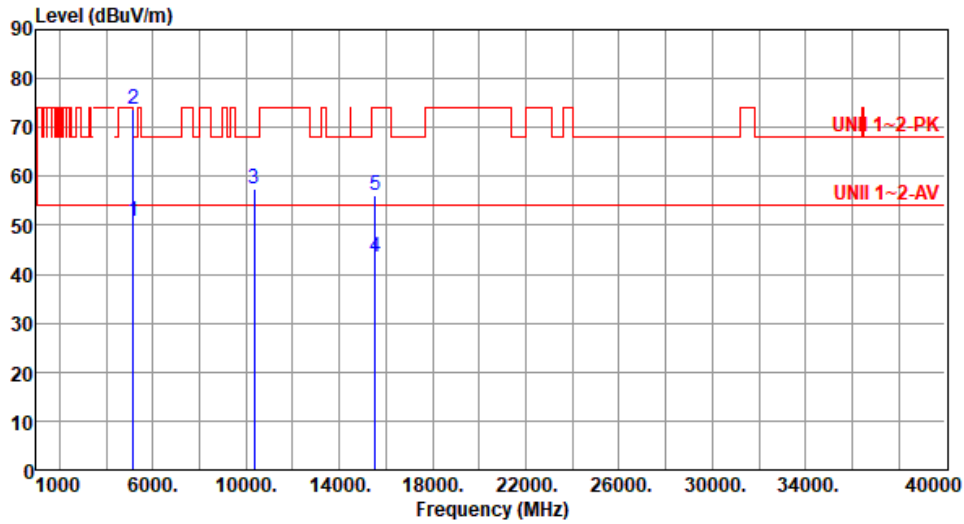
Note 3: All spurious emissions below 30MHz are more than 20 dB below the limit.



Unwanted Emissions (Above 1GHz) for ax HE20

Modulation	ax HE20	Test Freq. (MHz)	5180
Polarization	Horizontal		

Test By : Sean Yu Temperature(°C): 25 Humidity(%): 63



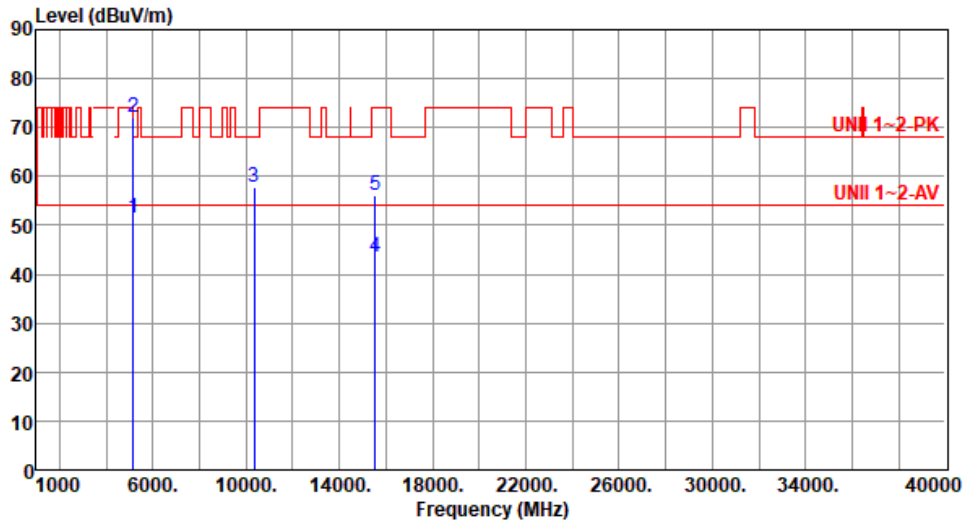
	Freq. MHz	Emission level dBuV/m	Limit dBuV/m	Margin dB	SA reading dBuV	Factor dB/m	Remark	ANT High cm	Turn Table deg
1	5150.00	50.76	54.00	-3.24	50.62	0.14	Average	100	218
2	5150.00	73.68	74.00	-0.32	73.54	0.14	Peak	100	218
3	10360.00	57.53	68.20	-10.67	50.52	7.01	Peak	100	139
4	15540.00	43.43	54.00	-10.57	39.38	4.05	Average	100	233
5	15540.00	56.14	74.00	-17.86	52.09	4.05	Peak	100	233

Note 1: Emission Level (dBuV/m) = SA Reading (dBuV) + Factor* (dB/m)
 *Factor includes antenna factor , cable loss and amplifier gain
 Note 2: Margin (dB) = Emission level (dBuV/m) – Limit (dBuV/m).



Modulation	ax HE20	Test Freq. (MHz)	5180
Polarization	Vertical		

Test By : Sean Yu Temperature(°C): 25 Humidity(%): 63



	Freq. MHz	Emission level dBuV/m	Limit dBuV/m	Margin dB	SA reading dBuV	Factor dB/m	Remark	ANT High cm	Turn Table deg
1	5150.00	51.60	54.00	-2.40	51.46	0.14	Average	100	228
2	5150.00	71.99	74.00	-2.01	71.85	0.14	Peak	100	228
3	10360.00	57.65	68.20	-10.55	50.64	7.01	Peak	152	309
4	15540.00	43.47	54.00	-10.53	39.42	4.05	Average	100	251
5	15540.00	56.16	74.00	-17.84	52.11	4.05	Peak	100	251

Note 1: Emission Level (dBuV/m) = SA Reading (dBuV) + Factor* (dB/m)

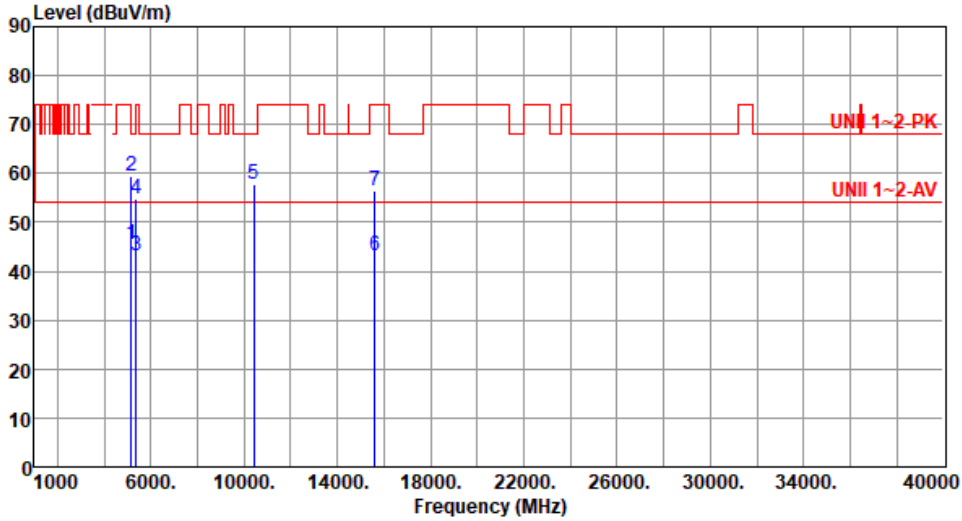
*Factor includes antenna factor , cable loss and amplifier gain

Note 2: Margin (dB) = Emission level (dBuV/m) – Limit (dBuV/m).



Modulation	ax HE20	Test Freq. (MHz)	5200
Polarization	Horizontal		

Test By : Sean Yu Temperature(°C): 25 Humidity(%): 63



	Freq. MHz	Emission level dBuV/m	Limit dBuV/m	Margin dB	SA reading dBuV	Factor dB/m	Remark	ANT High cm	Turn Table deg
1	5150.00	45.49	54.00	-8.51	45.35	0.14	Average	100	217
2	5150.00	59.39	74.00	-14.61	59.25	0.14	Peak	100	217
3	5350.00	43.16	54.00	-10.84	43.45	-0.29	Average	100	217
4	5350.00	54.84	74.00	-19.16	55.13	-0.29	Peak	100	217
5	10400.00	57.80	68.20	-10.40	50.69	7.11	Peak	100	137
6	15600.00	43.30	54.00	-10.70	39.45	3.85	Average	100	311
7	15600.00	56.32	74.00	-17.68	52.47	3.85	Peak	100	311

Note 1: Emission Level (dBuV/m) = SA Reading (dBuV) + Factor* (dB/m)

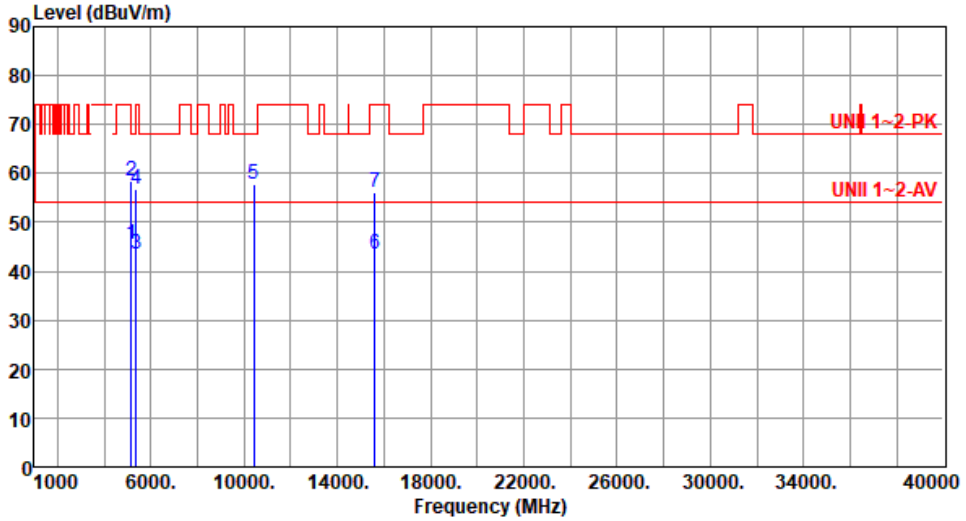
*Factor includes antenna factor , cable loss and amplifier gain

Note 2: Margin (dB) = Emission level (dBuV/m) – Limit (dBuV/m).



Modulation	ax HE20	Test Freq. (MHz)	5200
Polarization	Vertical		

Test By : Sean Yu Temperature(°C): 25 Humidity(%): 63



	Freq. MHz	Emission level dBuV/m	Limit dBuV/m	Margin dB	SA reading dBuV	Factor dB/m	Remark	ANT High cm	Turn Table deg
1	5150.00	45.41	54.00	-8.59	45.27	0.14	Average	100	236
2	5150.00	58.60	74.00	-15.40	58.46	0.14	Peak	100	236
3	5350.00	43.39	54.00	-10.61	43.68	-0.29	Average	100	236
4	5350.00	56.89	74.00	-17.11	57.18	-0.29	Peak	100	236
5	10400.00	57.86	68.20	-10.34	50.75	7.11	Peak	155	313
6	15600.00	43.36	54.00	-10.64	39.51	3.85	Average	100	108
7	15600.00	56.12	74.00	-17.88	52.27	3.85	Peak	100	108

Note 1: Emission Level (dBuV/m) = SA Reading (dBuV) + Factor* (dB/m)

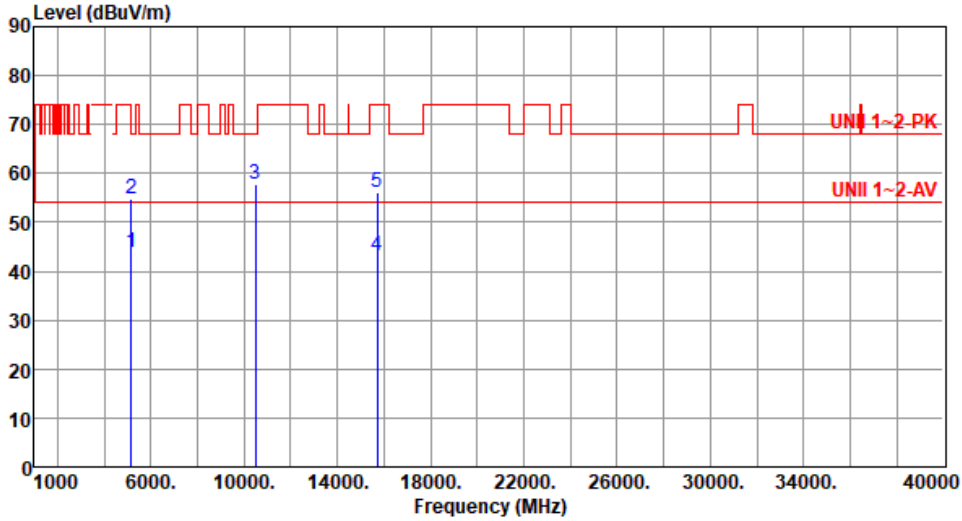
*Factor includes antenna factor , cable loss and amplifier gain

Note 2: Margin (dB) = Emission level (dBuV/m) – Limit (dBuV/m).



Modulation	ax HE20	Test Freq. (MHz)	5240
Polarization	Horizontal		

Test By : Sean Yu Temperature(°C): 25 Humidity(%): 63



	Freq. MHz	Emission level dBuV/m	Limit dBuV/m	Margin dB	SA reading dBuV	Factor dB/m	Remark	ANT High cm	Turn Table deg
1	5150.00	43.81	54.00	-10.19	43.67	0.14	Average	143	216
2	5150.00	54.85	74.00	-19.15	54.71	0.14	Peak	143	216
3	10480.00	57.94	68.20	-10.26	50.77	7.17	Peak	100	132
4	15720.00	43.07	54.00	-10.93	39.24	3.83	Average	100	108
5	15720.00	55.96	74.00	-18.04	52.13	3.83	Peak	100	108

Note 1: Emission Level (dBuV/m) = SA Reading (dBuV) + Factor* (dB/m)

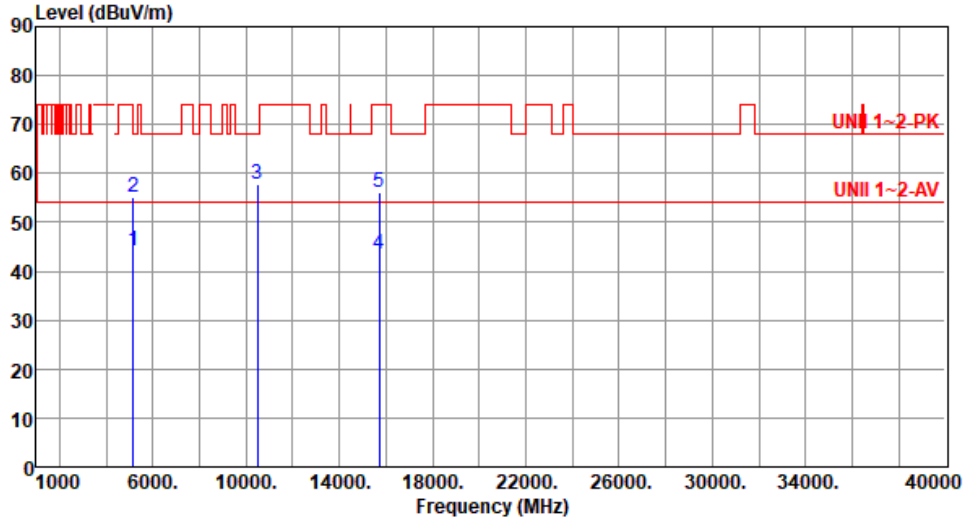
*Factor includes antenna factor , cable loss and amplifier gain

Note 2: Margin (dB) = Emission level (dBuV/m) – Limit (dBuV/m).



Modulation	ax HE20	Test Freq. (MHz)	5240
Polarization	Vertical		

Test By : Sean Yu Temperature(°C): 25 Humidity(%): 63



	Freq. MHz	Emission level dBuV/m	Limit dBuV/m	Margin dB	SA reading dBuV	Factor dB/m	Remark	ANT High cm	Turn Table deg
1	5150.00	44.11	54.00	-9.89	43.97	0.14	Average	100	214
2	5150.00	55.26	74.00	-18.74	55.12	0.14	Peak	100	214
3	10480.00	57.86	68.20	-10.34	50.69	7.17	Peak	150	316
4	15720.00	43.34	54.00	-10.66	39.51	3.83	Average	100	145
5	15720.00	55.99	74.00	-18.01	52.16	3.83	Peak	100	145

Note 1: Emission Level (dBuV/m) = SA Reading (dBuV) + Factor* (dB/m)

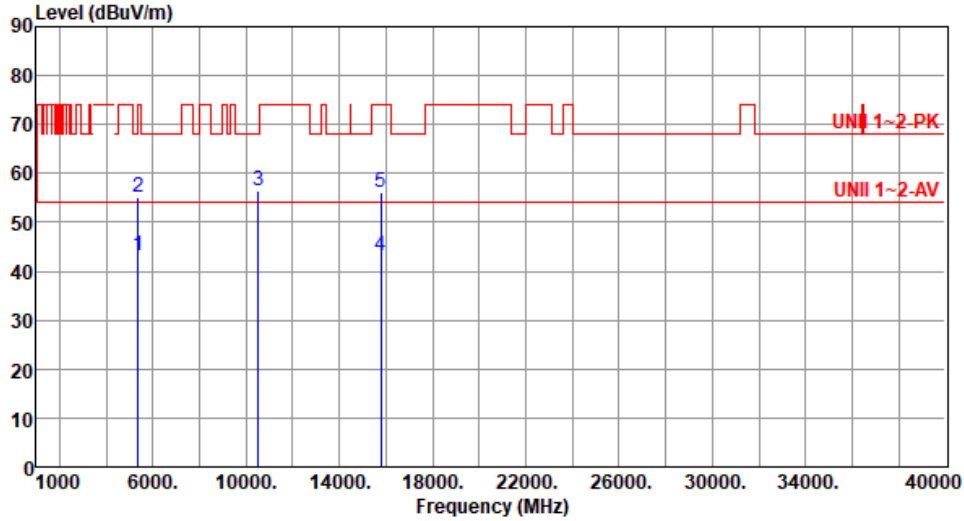
*Factor includes antenna factor , cable loss and amplifier gain

Note 2: Margin (dB) = Emission level (dBuV/m) – Limit (dBuV/m).



Modulation	ax HE20	Test Freq. (MHz)	5260
Polarization	Horizontal		

Test By : Sean Yu Temperature(°C): 25 Humidity(%): 63



	Freq. MHz	Emission level dBuV/m	Limit dBuV/m	Margin dB	SA reading dBuV	Factor dB/m	Remark	ANT High cm	Turn Table deg
1	5350.00	43.33	54.00	-10.67	43.62	-0.29	Average	140	233
2	5350.00	55.18	74.00	-18.82	55.47	-0.29	Peak	140	233
3	10520.00	56.32	68.20	-11.88	49.13	7.19	Peak	100	143
4	15780.00	43.04	54.00	-10.96	39.17	3.87	Average	100	251
5	15780.00	56.10	74.00	-17.90	52.23	3.87	Peak	100	251

Note 1: Emission Level (dBuV/m) = SA Reading (dBuV) + Factor* (dB/m)

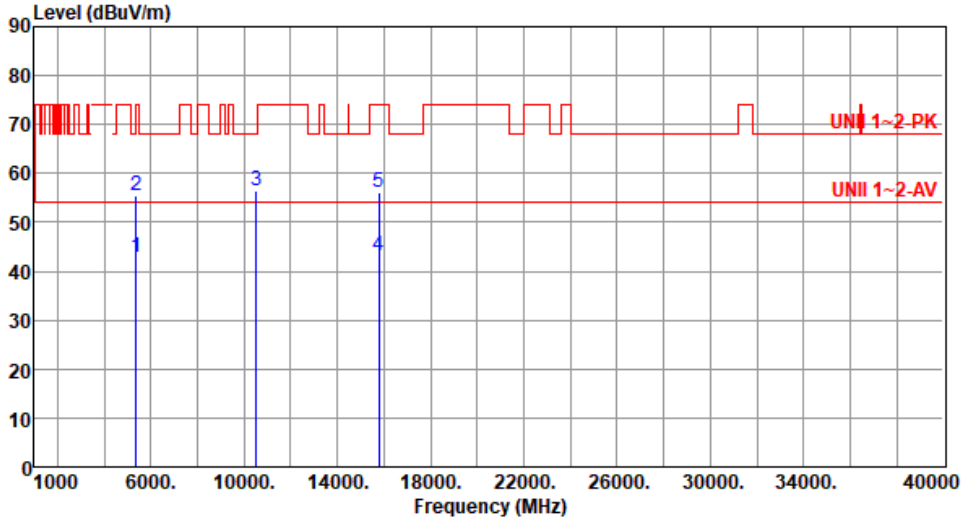
*Factor includes antenna factor , cable loss and amplifier gain

Note 2: Margin (dB) = Emission level (dBuV/m) – Limit (dBuV/m).



Modulation	ax HE20	Test Freq. (MHz)	5260
Polarization	Vertical		

Test By : Sean Yu Temperature(°C): 25 Humidity(%): 63



	Freq. MHz	Emission level dBuV/m	Limit dBuV/m	Margin dB	SA reading dBuV	Factor dB/m	Remark	ANT High cm	Turn Table deg
1	5350.00	42.94	54.00	-11.06	43.23	-0.29	Average	100	212
2	5350.00	55.32	74.00	-18.68	55.61	-0.29	Peak	100	212
3	10520.00	56.40	68.20	-11.80	49.21	7.19	Peak	100	116
4	15780.00	43.13	54.00	-10.87	39.26	3.87	Average	100	215
5	15780.00	56.21	74.00	-17.79	52.34	3.87	Peak	100	215

Note 1: Emission Level (dBuV/m) = SA Reading (dBuV) + Factor* (dB/m)

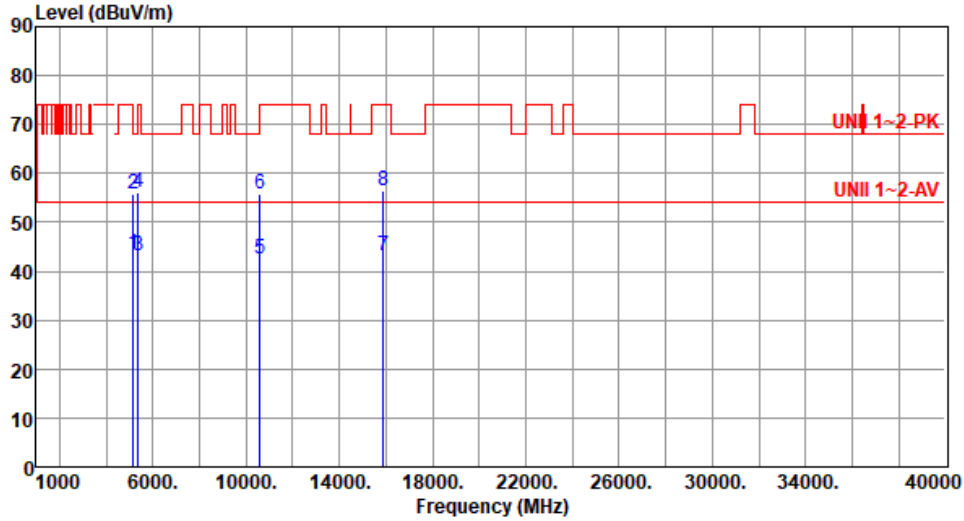
*Factor includes antenna factor , cable loss and amplifier gain

Note 2: Margin (dB) = Emission level (dBuV/m) – Limit (dBuV/m).



Modulation	ax HE20	Test Freq. (MHz)	5300
Polarization	Horizontal		

Test By : Sean Yu Temperature(°C): 25 Humidity(%): 63



	Freq. MHz	Emission level dBuV/m	Limit dBuV/m	Margin dB	SA reading dBuV	Factor dB/m	Remark	ANT High cm	Turn Table deg
1	5150.00	43.40	54.00	-10.60	43.26	0.14	Average	100	210
2	5150.00	55.94	74.00	-18.06	55.80	0.14	Peak	100	210
3	5350.00	43.29	54.00	-10.71	43.58	-0.29	Average	100	210
4	5350.00	56.18	74.00	-17.82	56.47	-0.29	Peak	100	210
5	10600.00	42.39	54.00	-11.61	35.22	7.17	Average	100	106
6	10600.00	55.90	74.00	-18.10	48.73	7.17	Peak	100	106
7	15900.00	43.29	54.00	-10.71	39.24	4.05	Average	100	237
8	15900.00	56.62	74.00	-17.38	52.57	4.05	Peak	100	237

Note 1: Emission Level (dBuV/m) = SA Reading (dBuV) + Factor* (dB/m)

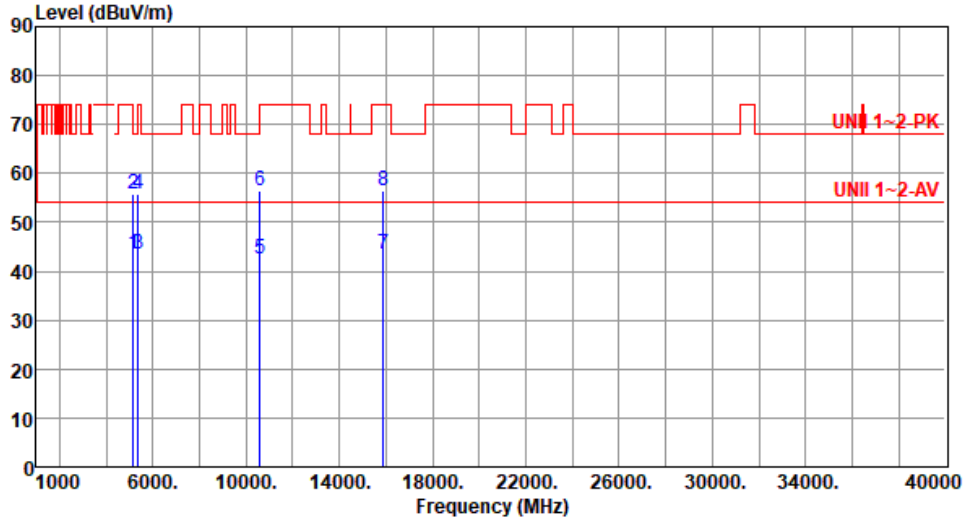
*Factor includes antenna factor , cable loss and amplifier gain

Note 2: Margin (dB) = Emission level (dBuV/m) – Limit (dBuV/m).



Modulation	ax HE20	Test Freq. (MHz)	5300
Polarization	Vertical		

Test By : Sean Yu Temperature(°C): 25 Humidity(%): 63



	Freq. MHz	Emission level dBuV/m	Limit dBuV/m	Margin dB	SA reading dBuV	Factor dB/m	Remark	ANT High cm	Turn Table deg
1	5150.00	43.61	54.00	-10.39	43.47	0.14	Average	100	211
2	5150.00	55.77	74.00	-18.23	55.63	0.14	Peak	100	211
3	5350.00	43.57	54.00	-10.43	43.86	-0.29	Average	100	211
4	5350.00	55.82	74.00	-18.18	56.11	-0.29	Peak	100	211
5	10600.00	42.45	54.00	-11.55	35.28	7.17	Average	100	183
6	10600.00	56.44	74.00	-17.56	49.27	7.17	Peak	100	183
7	15900.00	43.50	54.00	-10.50	39.45	4.05	Average	100	274
8	15900.00	56.39	74.00	-17.61	52.34	4.05	Peak	100	274

Note 1: Emission Level (dBuV/m) = SA Reading (dBuV) + Factor* (dB/m)

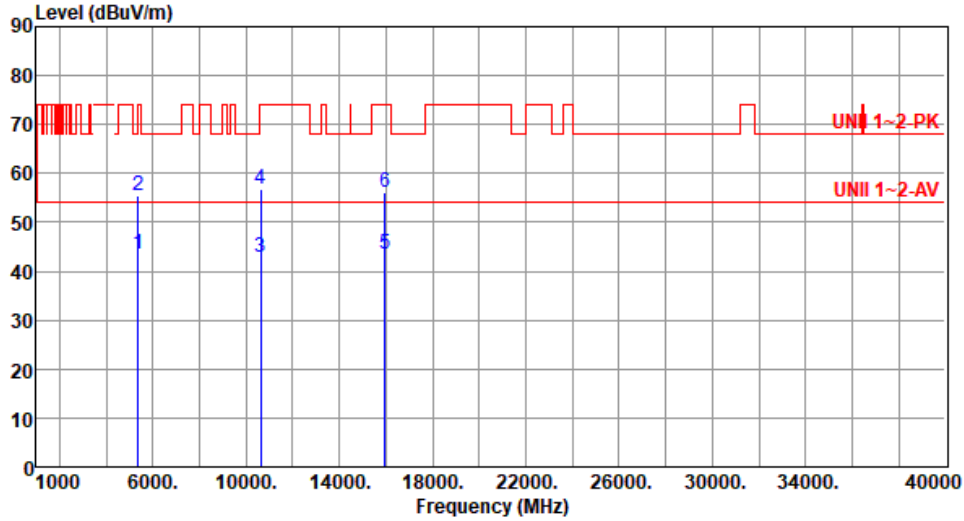
*Factor includes antenna factor , cable loss and amplifier gain

Note 2: Margin (dB) = Emission level (dBuV/m) – Limit (dBuV/m).



Modulation	ax HE20	Test Freq. (MHz)	5320
Polarization	Horizontal		

Test By : Sean Yu Temperature(°C): 25 Humidity(%): 63



	Freq. MHz	Emission level dBuV/m	Limit dBuV/m	Margin dB	SA reading dBuV	Factor dB/m	Remark	ANT High cm	Turn Table deg
1	5350.00	43.47	54.00	-10.53	43.76	-0.29	Average	100	217
2	5350.00	55.43	74.00	-18.57	55.72	-0.29	Peak	100	217
3	10640.00	42.76	54.00	-11.24	35.64	7.12	Average	100	274
4	10640.00	56.70	74.00	-17.30	49.58	7.12	Peak	100	274
5	15960.00	43.51	54.00	-10.49	39.48	4.03	Average	100	154
6	15960.00	56.26	74.00	-17.74	52.23	4.03	Peak	100	154

Note 1: Emission Level (dBuV/m) = SA Reading (dBuV) + Factor* (dB/m)

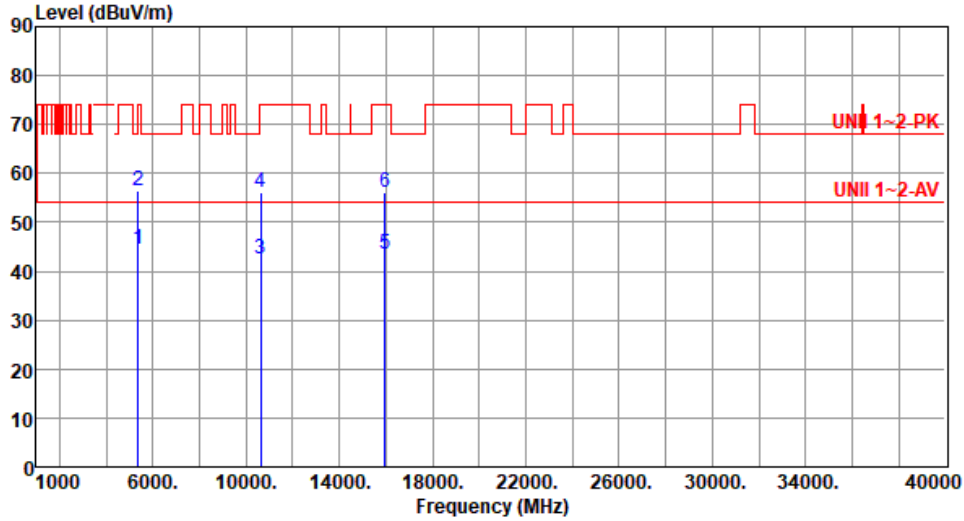
*Factor includes antenna factor , cable loss and amplifier gain

Note 2: Margin (dB) = Emission level (dBuV/m) – Limit (dBuV/m).



Modulation	ax HE20	Test Freq. (MHz)	5320
Polarization	Vertical		

Test By : Sean Yu Temperature(°C): 25 Humidity(%): 63



	Freq. MHz	Emission level dBuV/m	Limit dBuV/m	Margin dB	SA reading dBuV	Factor dB/m	Remark	ANT High cm	Turn Table deg
1	5350.00	44.53	54.00	-9.47	44.82	-0.29	Average	100	212
2	5350.00	56.54	74.00	-17.46	56.83	-0.29	Peak	100	212
3	10640.00	42.35	54.00	-11.65	35.23	7.12	Average	100	241
4	10640.00	56.04	74.00	-17.96	48.92	7.12	Peak	100	241
5	15960.00	43.54	54.00	-10.46	39.51	4.03	Average	100	158
6	15960.00	56.07	74.00	-17.93	52.04	4.03	Peak	100	158

Note 1: Emission Level (dBuV/m) = SA Reading (dBuV) + Factor* (dB/m)

*Factor includes antenna factor , cable loss and amplifier gain

Note 2: Margin (dB) = Emission level (dBuV/m) – Limit (dBuV/m).



Modulation	ax HE20	Test Freq. (MHz)	5500						
Polarization	Horizontal								
Test By : Sean Yu Temperature(°C): 25 Humidity(%): 63									
	Freq. MHz	Emission level dBuV/m	Limit dBuV/m	Margin dB	SA reading dBuV	Factor dB/m	Remark	ANT High cm	Turn Table deg
1	5460.00	43.54	54.00	-10.46	43.57	-0.03	Average	100	132
2	5460.00	55.14	74.00	-18.86	55.17	-0.03	Peak	100	132
3	5470.00	56.18	68.20	-12.02	56.19	-0.01	Peak	100	132
4	11000.00	42.91	54.00	-11.09	35.42	7.49	Average	100	186
5	11000.00	56.67	74.00	-17.33	49.18	7.49	Peak	100	186
6	16500.00	58.31	68.20	-9.89	52.32	5.99	Peak	100	222
Note 1: Emission Level (dBuV/m) = SA Reading (dBuV) + Factor* (dB/m) *Factor includes antenna factor , cable loss and amplifier gain Note 2: Margin (dB) = Emission level (dBuV/m) – Limit (dBuV/m).									

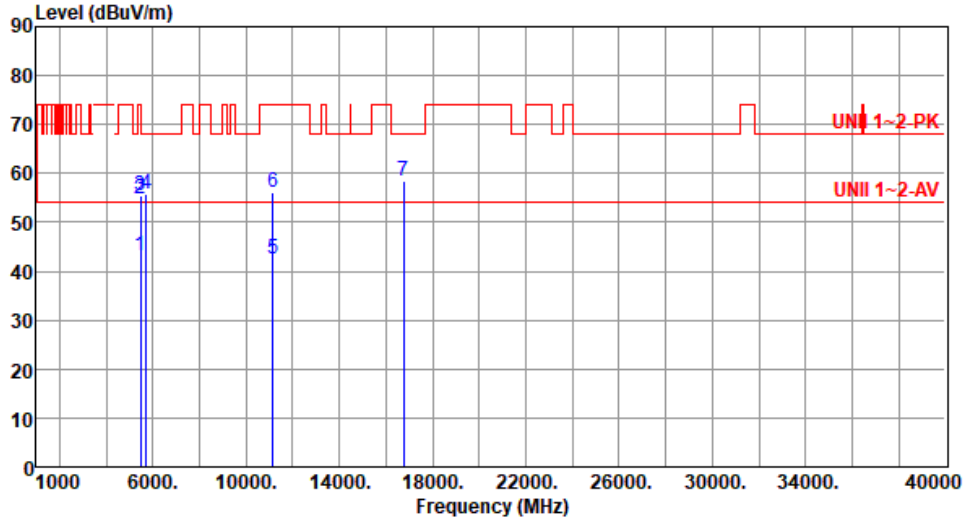


Modulation	ax HE20	Test Freq. (MHz)	5500																																																																							
Polarization	Vertical																																																																									
Test By : Sean Yu Temperature(°C): 25 Humidity(%): 63																																																																										
	<table border="1"> <thead> <tr> <th></th> <th>Freq. MHz</th> <th>Emission level dBuV/m</th> <th>Limit dBuV/m</th> <th>Margin dB</th> <th>SA reading dBuV</th> <th>Factor dB/m</th> <th>Remark</th> <th>ANT High cm</th> <th>Turn Table deg</th> </tr> </thead> <tbody> <tr> <td>1</td> <td>5460.00</td> <td>44.25</td> <td>54.00</td> <td>-9.75</td> <td>44.28</td> <td>-0.03</td> <td>Average</td> <td>276</td> <td>195</td> </tr> <tr> <td>2</td> <td>5460.00</td> <td>55.28</td> <td>74.00</td> <td>-18.72</td> <td>55.31</td> <td>-0.03</td> <td>Peak</td> <td>276</td> <td>195</td> </tr> <tr> <td>3</td> <td>5470.00</td> <td>56.46</td> <td>68.20</td> <td>-11.74</td> <td>56.47</td> <td>-0.01</td> <td>Peak</td> <td>276</td> <td>195</td> </tr> <tr> <td>4</td> <td>11000.00</td> <td>42.75</td> <td>54.00</td> <td>-11.25</td> <td>35.26</td> <td>7.49</td> <td>Average</td> <td>100</td> <td>173</td> </tr> <tr> <td>5</td> <td>11000.00</td> <td>56.72</td> <td>74.00</td> <td>-17.28</td> <td>49.23</td> <td>7.49</td> <td>Peak</td> <td>100</td> <td>173</td> </tr> <tr> <td>6</td> <td>16500.00</td> <td>58.26</td> <td>68.20</td> <td>-9.94</td> <td>52.27</td> <td>5.99</td> <td>Peak</td> <td>100</td> <td>208</td> </tr> </tbody> </table>		Freq. MHz	Emission level dBuV/m	Limit dBuV/m	Margin dB	SA reading dBuV	Factor dB/m	Remark	ANT High cm	Turn Table deg	1	5460.00	44.25	54.00	-9.75	44.28	-0.03	Average	276	195	2	5460.00	55.28	74.00	-18.72	55.31	-0.03	Peak	276	195	3	5470.00	56.46	68.20	-11.74	56.47	-0.01	Peak	276	195	4	11000.00	42.75	54.00	-11.25	35.26	7.49	Average	100	173	5	11000.00	56.72	74.00	-17.28	49.23	7.49	Peak	100	173	6	16500.00	58.26	68.20	-9.94	52.27	5.99	Peak	100	208			
	Freq. MHz	Emission level dBuV/m	Limit dBuV/m	Margin dB	SA reading dBuV	Factor dB/m	Remark	ANT High cm	Turn Table deg																																																																	
1	5460.00	44.25	54.00	-9.75	44.28	-0.03	Average	276	195																																																																	
2	5460.00	55.28	74.00	-18.72	55.31	-0.03	Peak	276	195																																																																	
3	5470.00	56.46	68.20	-11.74	56.47	-0.01	Peak	276	195																																																																	
4	11000.00	42.75	54.00	-11.25	35.26	7.49	Average	100	173																																																																	
5	11000.00	56.72	74.00	-17.28	49.23	7.49	Peak	100	173																																																																	
6	16500.00	58.26	68.20	-9.94	52.27	5.99	Peak	100	208																																																																	
Note 1: Emission Level (dBuV/m) = SA Reading (dBuV) + Factor* (dB/m) *Factor includes antenna factor , cable loss and amplifier gain Note 2: Margin (dB) = Emission level (dBuV/m) – Limit (dBuV/m).																																																																										



Modulation	ax HE20	Test Freq. (MHz)	5580
Polarization	Horizontal		

Test By : Sean Yu Temperature(°C): 25 Humidity(%): 63



	Freq. MHz	Emission level dBuV/m	Limit dBuV/m	Margin dB	SA reading dBuV	Factor dB/m	Remark	ANT High cm	Turn Table deg
1	5460.00	43.24	54.00	-10.76	43.27	-0.03	Average	100	135
2	5460.00	54.85	74.00	-19.15	54.88	-0.03	Peak	100	135
3	5470.00	55.60	68.20	-12.60	55.61	-0.01	Peak	100	135
4	5725.00	55.64	68.20	-12.56	55.16	0.48	Peak	100	135
5	11160.00	42.56	54.00	-11.44	35.63	6.93	Average	100	247
6	11160.00	56.18	74.00	-17.82	49.25	6.93	Peak	100	247
7	16740.00	58.58	68.20	-9.62	52.23	6.35	Peak	100	106

Note 1: Emission Level (dBuV/m) = SA Reading (dBuV) + Factor* (dB/m)

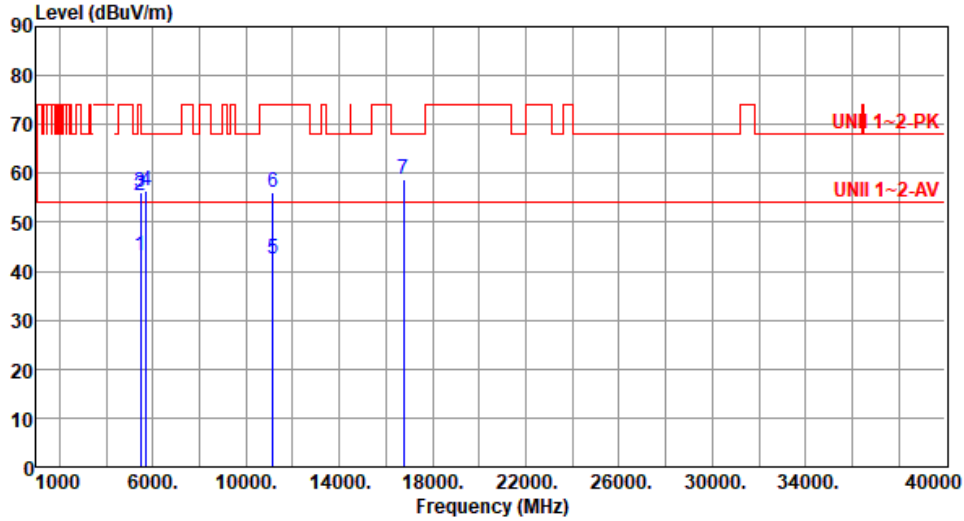
*Factor includes antenna factor , cable loss and amplifier gain

Note 2: Margin (dB) = Emission level (dBuV/m) – Limit (dBuV/m).



Modulation	ax HE20	Test Freq. (MHz)	5580
Polarization	Vertical		

Test By : Sean Yu Temperature(°C): 25 Humidity(%): 63



	Freq. MHz	Emission level dBuV/m	Limit dBuV/m	Margin dB	SA reading dBuV	Factor dB/m	Remark	ANT High cm	Turn Table deg
1	5460.00	43.19	54.00	-10.81	43.22	-0.03	Average	257	202
2	5460.00	55.62	74.00	-18.38	55.65	-0.03	Peak	257	202
3	5470.00	56.17	68.20	-12.03	56.18	-0.01	Peak	257	202
4	5725.00	56.59	68.20	-11.61	56.11	0.48	Peak	257	202
5	11160.00	42.63	54.00	-11.37	35.70	6.93	Average	100	188
6	11160.00	56.25	74.00	-17.75	49.32	6.93	Peak	100	188
7	16740.00	58.90	68.20	-9.30	52.55	6.35	Peak	100	203

Note 1: Emission Level (dBuV/m) = SA Reading (dBuV) + Factor* (dB/m)

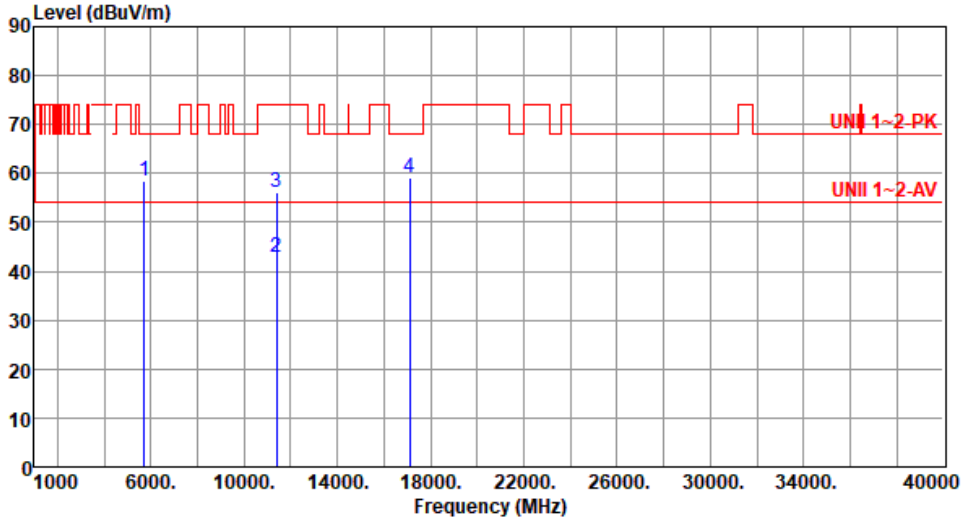
*Factor includes antenna factor , cable loss and amplifier gain

Note 2: Margin (dB) = Emission level (dBuV/m) – Limit (dBuV/m).



Modulation	ax HE20	Test Freq. (MHz)	5700
Polarization	Horizontal		

Test By : Sean Yu Temperature(°C): 25 Humidity(%): 63



	Freq. MHz	Emission level dBuV/m	Limit dBuV/m	Margin dB	SA reading dBuV	Factor dB/m	Remark	ANT High cm	Turn Table deg
1	5725.00	58.39	68.20	-9.81	57.91	0.48	Peak	100	141
2	11400.00	42.78	54.00	-11.22	35.76	7.02	Average	100	105
3	11400.00	56.25	74.00	-17.75	49.23	7.02	Peak	100	105
4	17100.00	59.17	68.20	-9.03	53.22	5.95	Peak	100	208

Note 1: Emission Level (dBuV/m) = SA Reading (dBuV) + Factor* (dB/m)

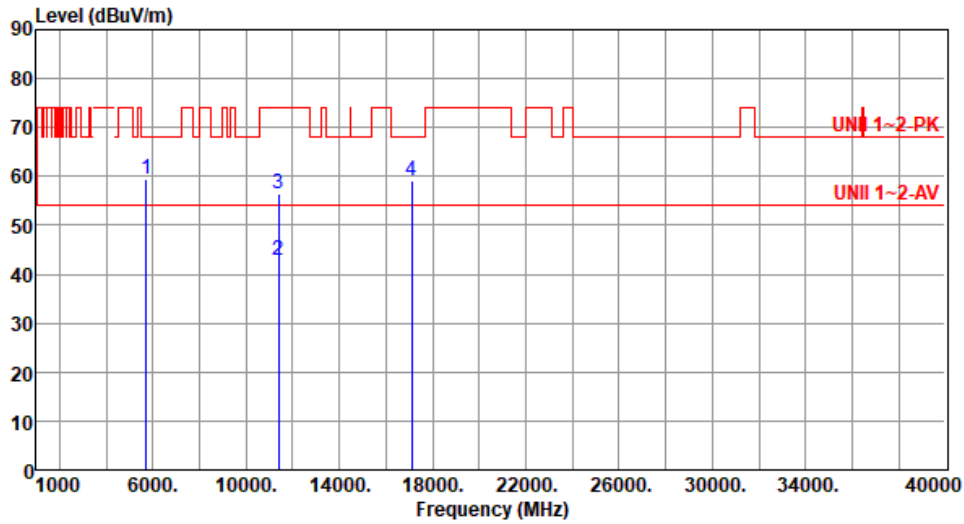
*Factor includes antenna factor , cable loss and amplifier gain

Note 2: Margin (dB) = Emission level (dBuV/m) – Limit (dBuV/m).



Modulation	ax HE20	Test Freq. (MHz)	5700
Polarization	Vertical		

Test By : Sean Yu Temperature(°C): 25 Humidity(%): 63



	Freq. MHz	Emission level dBuV/m	Limit dBuV/m	Margin dB	SA reading dBuV	Factor dB/m	Remark	ANT High cm	Turn Table deg
1	5725.00	59.32	68.20	-8.88	58.84	0.48	Peak	261	215
2	11400.00	42.85	54.00	-11.15	35.83	7.02	Average	100	173
3	11400.00	56.60	74.00	-17.40	49.58	7.02	Peak	100	173
4	17100.00	59.11	68.20	-9.09	53.16	5.95	Peak	100	204

Note 1: Emission Level (dBuV/m) = SA Reading (dBuV) + Factor* (dB/m)

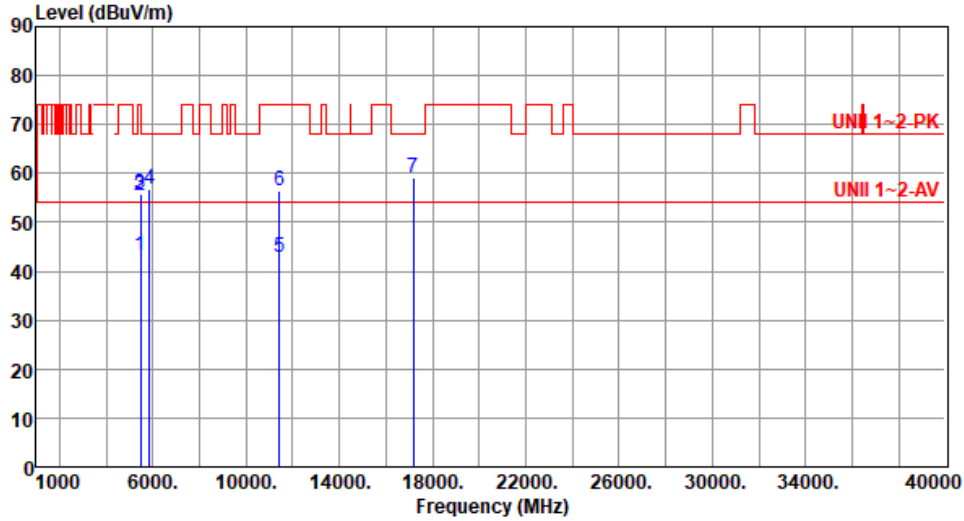
*Factor includes antenna factor , cable loss and amplifier gain

Note 2: Margin (dB) = Emission level (dBuV/m) – Limit (dBuV/m).



Modulation	ax HE20	Test Freq. (MHz)	5720
Polarization	Horizontal		

Test By : Sean Yu Temperature(°C): 25 Humidity(%): 63



	Freq. MHz	Emission level dBuV/m	Limit dBuV/m	Margin dB	SA reading dBuV	Factor dB/m	Remark	ANT High cm	Turn Table deg
1	5460.00	43.20	54.00	-10.80	43.23	-0.03	Average	100	137
2	5460.00	55.34	74.00	-18.66	55.37	-0.03	Peak	100	137
3	5470.00	55.72	68.20	-12.48	55.73	-0.01	Peak	100	137
4	5850.00	56.68	68.20	-11.52	55.93	0.75	Peak	100	137
5	11440.00	42.81	54.00	-11.19	35.73	7.08	Average	100	205
6	11440.00	56.37	74.00	-17.63	49.29	7.08	Peak	100	205
7	17160.00	59.18	68.20	-9.02	53.12	6.06	Peak	100	118

Note 1: Emission Level (dBuV/m) = SA Reading (dBuV) + Factor* (dB/m)

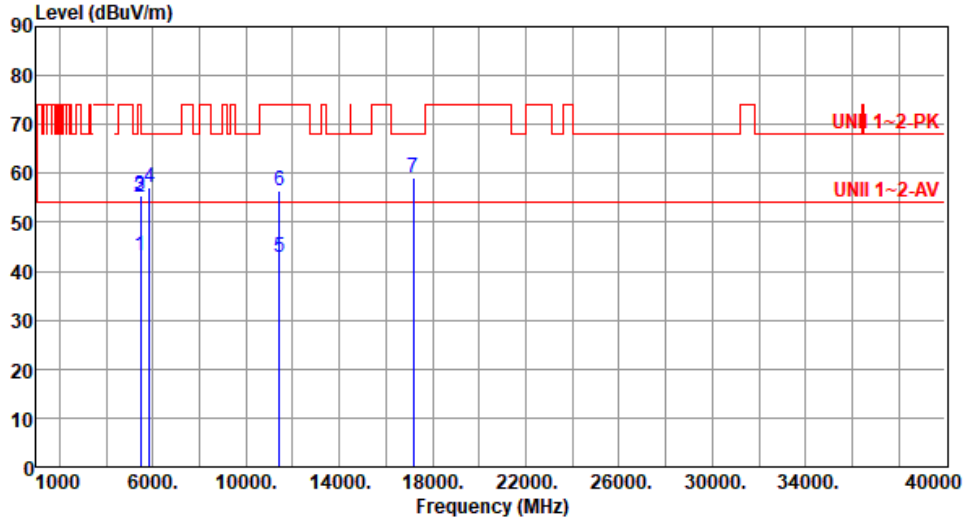
*Factor includes antenna factor , cable loss and amplifier gain

Note 2: Margin (dB) = Emission level (dBuV/m) – Limit (dBuV/m).



Modulation	ax HE20	Test Freq. (MHz)	5720
Polarization	Vertical		

Test By : Sean Yu Temperature(°C): 25 Humidity(%): 63



	Freq. MHz	Emission level dBuV/m	Limit dBuV/m	Margin dB	SA reading dBuV	Factor dB/m	Remark	ANT High cm	Turn Table deg
1	5460.00	43.09	54.00	-10.91	43.12	-0.03	Average	256	207
2	5460.00	55.15	74.00	-18.85	55.18	-0.03	Peak	256	207
3	5470.00	55.47	68.20	-12.73	55.48	-0.01	Peak	256	207
4	5850.00	57.07	68.20	-11.13	56.32	0.75	Peak	256	207
5	11440.00	42.91	54.00	-11.09	35.83	7.08	Average	100	270
6	11440.00	56.40	74.00	-17.60	49.32	7.08	Peak	100	270
7	17160.00	59.14	68.20	-9.06	53.08	6.06	Peak	100	106

Note 1: Emission Level (dBuV/m) = SA Reading (dBuV) + Factor* (dB/m)

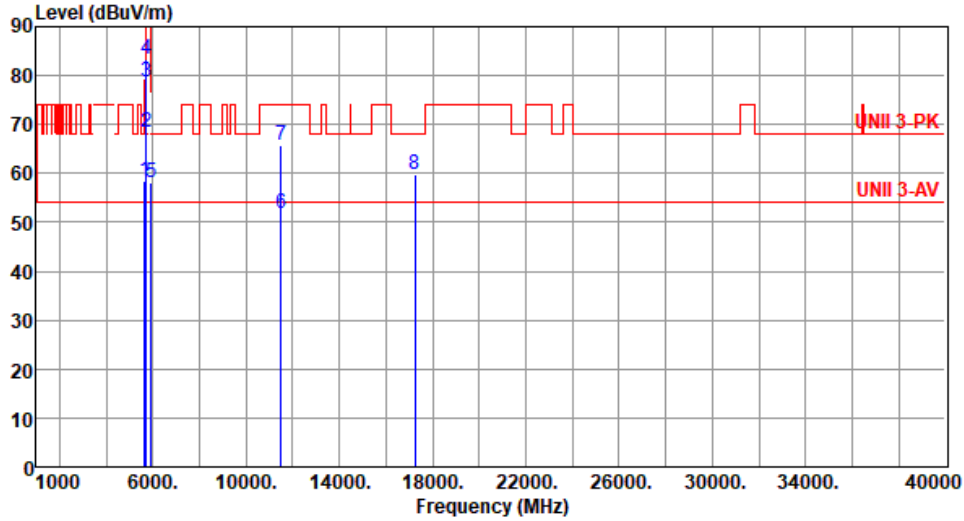
*Factor includes antenna factor , cable loss and amplifier gain

Note 2: Margin (dB) = Emission level (dBuV/m) – Limit (dBuV/m).



Modulation	ax HE20	Test Freq. (MHz)	5745
Polarization	Horizontal		

Test By : Sean Yu Temperature(°C): 25 Humidity(%): 63



	Freq. MHz	Emission level dBuV/m	Limit dBuV/m	Margin dB	SA reading dBuV	Factor dB/m	Remark	ANT High cm	Turn Table deg
1	5650.00	58.40	68.20	-9.80	58.26	0.14	Peak	211	290
2	5700.00	68.42	105.20	-36.78	68.06	0.36	Peak	211	290
3	5720.00	78.58	110.80	-32.22	78.12	0.46	Peak	211	290
4	5725.00	83.26	122.20	-38.94	82.78	0.48	Peak	211	290
5	5925.00	57.99	68.20	-10.21	56.92	1.07	Peak	211	290
6	11490.00	51.83	54.00	-2.17	44.66	7.17	Average	183	101
7	11490.00	65.80	74.00	-8.20	58.63	7.17	Peak	183	101
8	17235.00	59.76	68.20	-8.44	53.68	6.08	Peak	100	172

Note 1: Emission Level (dBuV/m) = SA Reading (dBuV) + Factor* (dB/m)

*Factor includes antenna factor , cable loss and amplifier gain

Note 2: Margin (dB) = Emission level (dBuV/m) – Limit (dBuV/m).



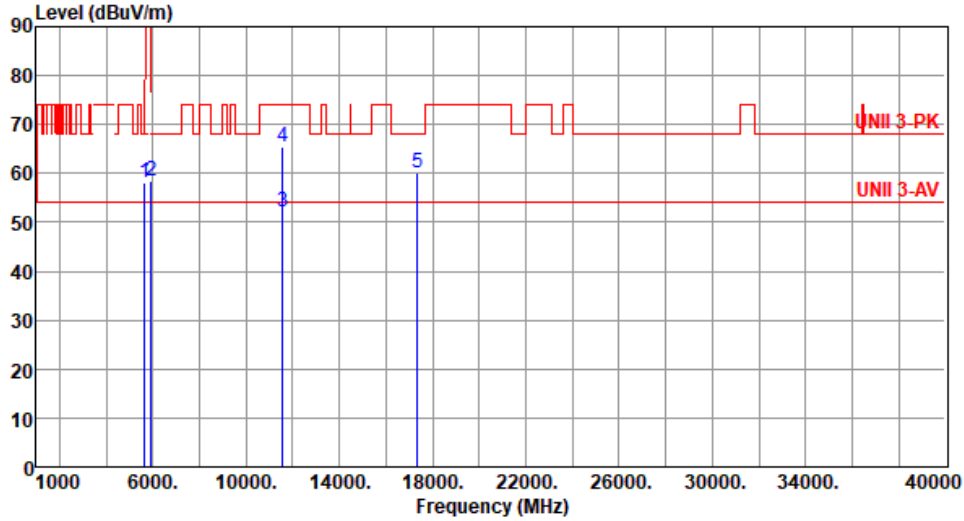
Modulation	ax HE20		Test Freq. (MHz)	5745					
Polarization	Vertical								
Test By : Sean Yu		Temperature(°C): 25		Humidity(%): 63					
	Freq. MHz	Emission level dBuV/m	Limit dBuV/m	Margin dB	SA reading dBuV	Factor dB/m	Remark	ANT High cm	Turn Table deg
1	5650.00	59.27	68.20	-8.93	59.13	0.14	Peak	143	303
2	5700.00	69.97	105.20	-35.23	69.61	0.36	Peak	143	303
3	5720.00	80.22	110.80	-30.58	79.76	0.46	Peak	143	303
4	5725.00	84.65	122.20	-37.55	84.17	0.48	Peak	143	303
5	5925.00	58.27	68.20	-9.93	57.20	1.07	Peak	143	303
6	11490.00	52.13	54.00	-1.87	44.96	7.17	Average	189	149
7	11490.00	65.80	74.00	-8.20	58.63	7.17	Peak	189	149
8	17235.00	60.06	68.20	-8.14	53.98	6.08	Peak	100	241

Note 1: Emission Level (dBuV/m) = SA Reading (dBuV) + Factor* (dB/m)
 *Factor includes antenna factor , cable loss and amplifier gain
 Note 2: Margin (dB) = Emission level (dBuV/m) – Limit (dBuV/m).



Modulation	ax HE20	Test Freq. (MHz)	5785
Polarization	Horizontal		

Test By : Sean Yu Temperature(°C): 25 Humidity(%): 63



	Freq. MHz	Emission level dBuV/m	Limit dBuV/m	Margin dB	SA reading dBuV	Factor dB/m	Remark	ANT High cm	Turn Table deg
1	5650.00	57.97	68.20	-10.23	57.83	0.14	Peak	209	293
2	5925.00	58.40	68.20	-9.80	57.33	1.07	Peak	209	293
3	11570.00	51.98	54.00	-2.02	45.03	6.95	Average	207	87
4	11570.00	65.45	74.00	-8.55	58.50	6.95	Peak	207	87
5	17355.00	60.27	68.20	-7.93	54.05	6.22	Peak	100	117

Note 1: Emission Level (dBuV/m) = SA Reading (dBuV) + Factor* (dB/m)

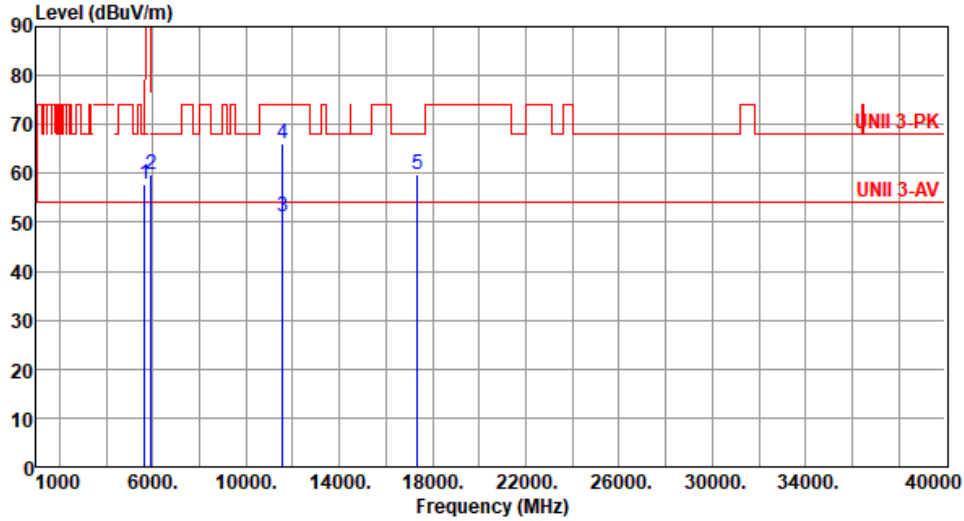
*Factor includes antenna factor , cable loss and amplifier gain

Note 2: Margin (dB) = Emission level (dBuV/m) – Limit (dBuV/m).



Modulation	ax HE20	Test Freq. (MHz)	5785
Polarization	Vertical		

Test By : Sean Yu Temperature(°C): 25 Humidity(%): 63



	Freq. MHz	Emission level dBuV/m	Limit dBuV/m	Margin dB	SA reading dBuV	Factor dB/m	Remark	ANT High cm	Turn Table deg
1	5650.00	57.93	68.20	-10.27	57.79	0.14	Peak	167	300
2	5925.00	59.84	68.20	-8.36	58.77	1.07	Peak	167	300
3	11570.00	51.23	54.00	-2.77	44.28	6.95	Average	188	154
4	11570.00	66.10	74.00	-7.90	59.15	6.95	Peak	188	154
5	17355.00	59.85	68.20	-8.35	53.63	6.22	Peak	100	271

Note 1: Emission Level (dBuV/m) = SA Reading (dBuV) + Factor* (dB/m)

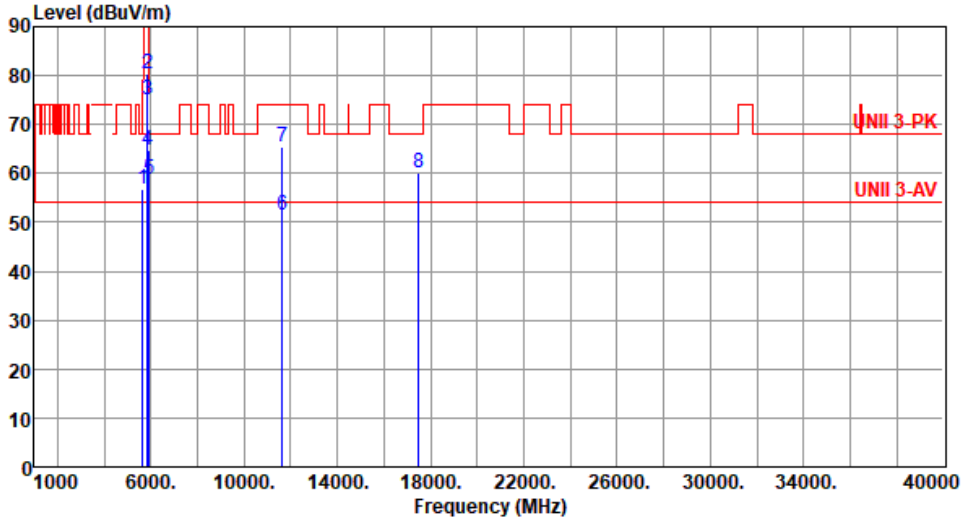
*Factor includes antenna factor , cable loss and amplifier gain

Note 2: Margin (dB) = Emission level (dBuV/m) – Limit (dBuV/m).



Modulation	ax HE20	Test Freq. (MHz)	5825
Polarization	Horizontal		

Test By : Sean Yu Temperature(°C): 25 Humidity(%): 63



	Freq. MHz	Emission level dBuV/m	Limit dBuV/m	Margin dB	SA reading dBuV	Factor dB/m	Remark	ANT High cm	Turn Table deg
1	5650.00	56.72	68.20	-11.48	56.58	0.14	Peak	213	286
2	5850.00	80.39	122.20	-41.81	79.64	0.75	Peak	213	286
3	5855.00	75.04	110.80	-35.76	74.26	0.78	Peak	213	286
4	5875.00	64.80	105.20	-40.40	63.93	0.87	Peak	213	286
5	5925.00	58.72	68.20	-9.48	57.65	1.07	Peak	213	286
6	11650.00	51.34	54.00	-2.66	44.67	6.67	Average	201	95
7	11650.00	65.33	74.00	-8.67	58.66	6.67	Peak	201	95
8	17475.00	60.22	68.20	-7.98	53.64	6.58	Peak	100	116

Note 1: Emission Level (dBuV/m) = SA Reading (dBuV) + Factor* (dB/m)

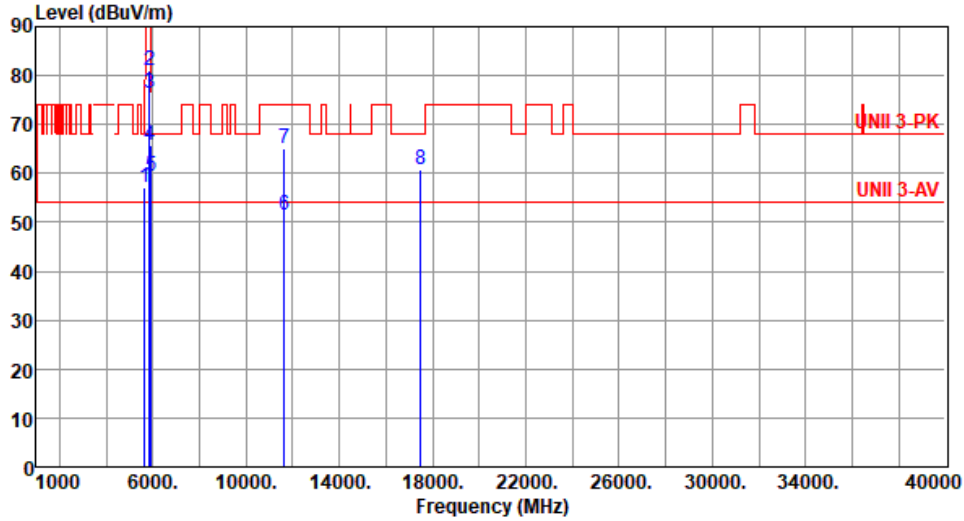
*Factor includes antenna factor , cable loss and amplifier gain

Note 2: Margin (dB) = Emission level (dBuV/m) – Limit (dBuV/m).



Modulation	ax HE20	Test Freq. (MHz)	5825
Polarization	Vertical		

Test By : Sean Yu Temperature(°C): 25 Humidity(%): 63



	Freq. MHz	Emission level dBuV/m	Limit dBuV/m	Margin dB	SA reading dBuV	Factor dB/m	Remark	ANT High cm	Turn Table deg
1	5650.00	57.15	68.20	-11.05	57.01	0.14	Peak	178	302
2	5850.00	80.89	122.20	-41.31	80.14	0.75	Peak	178	302
3	5855.00	76.43	110.80	-34.37	75.65	0.78	Peak	178	302
4	5875.00	65.71	105.20	-39.49	64.84	0.87	Peak	178	302
5	5925.00	59.28	68.20	-8.92	58.21	1.07	Peak	178	302
6	11650.00	51.50	54.00	-2.50	44.83	6.67	Average	178	153
7	11650.00	65.13	74.00	-8.87	58.46	6.67	Peak	178	153
8	17475.00	60.71	68.20	-7.49	54.13	6.58	Peak	100	271

Note 1: Emission Level (dBuV/m) = SA Reading (dBuV) + Factor* (dB/m)

*Factor includes antenna factor, cable loss and amplifier gain

Note 2: Margin (dB) = Emission level (dBuV/m) – Limit (dBuV/m).



Unwanted Emissions (Above 1GHz) for ax HE40

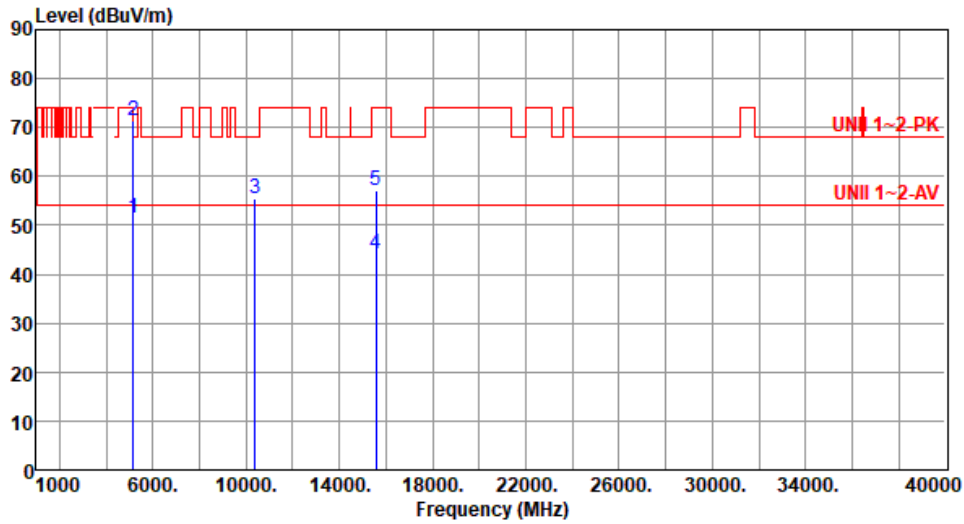
Modulation	ax HE40	Test Freq. (MHz)	5190						
Polarization	Horizontal								
Test By : Sean Yu Temperature(°C): 25 Humidity(%): 63									
	Freq. MHz	Emission level dBuV/m	Limit dBuV/m	Margin dB	SA reading dBuV	Factor dB/m	Remark	ANT High cm	Turn Table deg
1	5150.00	51.62	54.00	-2.38	51.48	0.14	Average	146	242
2	5150.00	72.12	74.00	-1.88	71.98	0.14	Peak	146	242
3	10380.00	55.64	68.20	-12.56	48.58	7.06	Peak	100	133
4	15570.00	44.13	54.00	-9.87	40.18	3.95	Average	100	247
5	15570.00	56.18	74.00	-17.82	52.23	3.95	Peak	100	247

Note 1: Emission Level (dBuV/m) = SA Reading (dBuV) + Factor* (dB/m)
 *Factor includes antenna factor , cable loss and amplifier gain
 Note 2: Margin (dB) = Emission level (dBuV/m) – Limit (dBuV/m).



Modulation	ax HE40	Test Freq. (MHz)	5190
Polarization	Vertical		

Test By : Sean Yu Temperature(°C): 25 Humidity(%): 63



	Freq. MHz	Emission level dBuV/m	Limit dBuV/m	Margin dB	SA reading dBuV	Factor dB/m	Remark	ANT High cm	Turn Table deg
1	5150.00	51.45	54.00	-2.55	51.31	0.14	Average	100	220
2	5150.00	71.46	74.00	-2.54	71.32	0.14	Peak	100	220
3	10380.00	55.58	68.20	-12.62	48.52	7.06	Peak	100	251
4	15570.00	44.19	54.00	-9.81	40.24	3.95	Average	100	146
5	15570.00	56.97	74.00	-17.03	53.02	3.95	Peak	100	146

Note 1: Emission Level (dBuV/m) = SA Reading (dBuV) + Factor* (dB/m)

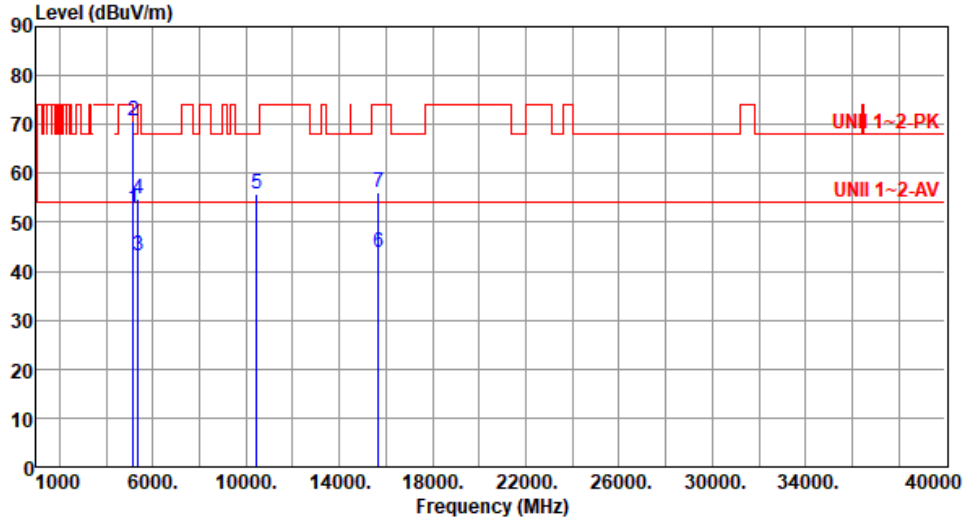
*Factor includes antenna factor , cable loss and amplifier gain

Note 2: Margin (dB) = Emission level (dBuV/m) – Limit (dBuV/m).



Modulation	ax HE40	Test Freq. (MHz)	5230
Polarization	Horizontal		

Test By : Sean Yu Temperature(°C): 25 Humidity(%): 63



	Freq. MHz	Emission level dBuV/m	Limit dBuV/m	Margin dB	SA reading dBuV	Factor dB/m	Remark	ANT High cm	Turn Table deg
1	5150.00	52.67	54.00	-1.33	52.53	0.14	Average	100	211
2	5150.00	70.79	74.00	-3.21	70.65	0.14	Peak	100	211
3	5350.00	43.26	54.00	-10.74	43.55	-0.29	Average	100	211
4	5350.00	54.63	74.00	-19.37	54.92	-0.29	Peak	100	211
5	10460.00	55.95	68.20	-12.25	48.79	7.16	Peak	100	215
6	15690.00	43.79	54.00	-10.21	39.97	3.82	Average	100	177
7	15690.00	56.20	74.00	-17.80	52.38	3.82	Peak	100	177

Note 1: Emission Level (dBuV/m) = SA Reading (dBuV) + Factor* (dB/m)

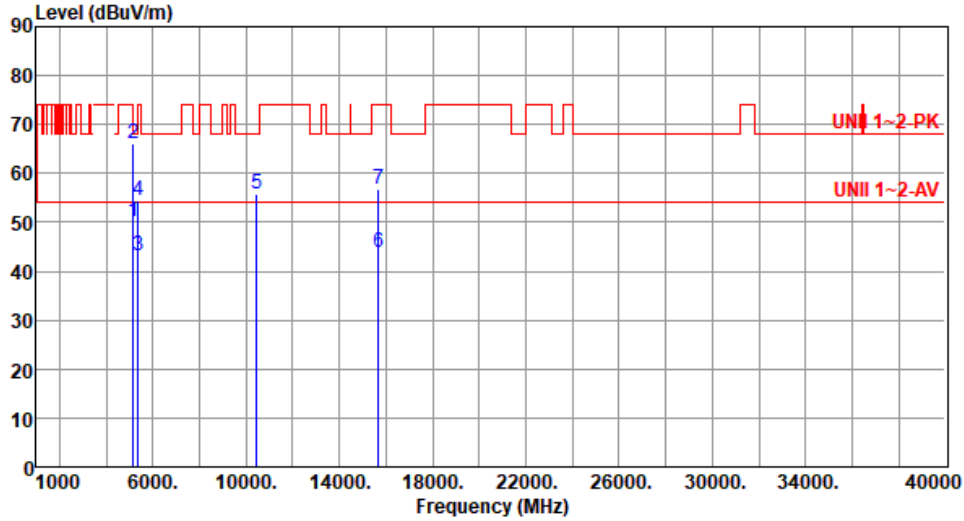
*Factor includes antenna factor , cable loss and amplifier gain

Note 2: Margin (dB) = Emission level (dBuV/m) – Limit (dBuV/m).



Modulation	ax HE40	Test Freq. (MHz)	5230
Polarization	Vertical		

Test By : Sean Yu Temperature(°C): 25 Humidity(%): 63



	Freq. MHz	Emission level dBuV/m	Limit dBuV/m	Margin dB	SA reading dBuV	Factor dB/m	Remark	ANT High cm	Turn Table deg
1	5150.00	50.28	54.00	-3.72	50.14	0.14	Average	100	235
2	5150.00	66.08	74.00	-7.92	65.94	0.14	Peak	100	235
3	5350.00	43.33	54.00	-10.67	43.62	-0.29	Average	100	235
4	5350.00	54.39	74.00	-19.61	54.68	-0.29	Peak	100	235
5	10460.00	55.80	68.20	-12.40	48.64	7.16	Peak	100	256
6	15690.00	43.94	54.00	-10.06	40.12	3.82	Average	100	218
7	15690.00	56.94	74.00	-17.06	53.12	3.82	Peak	100	218

Note 1: Emission Level (dBuV/m) = SA Reading (dBuV) + Factor* (dB/m)

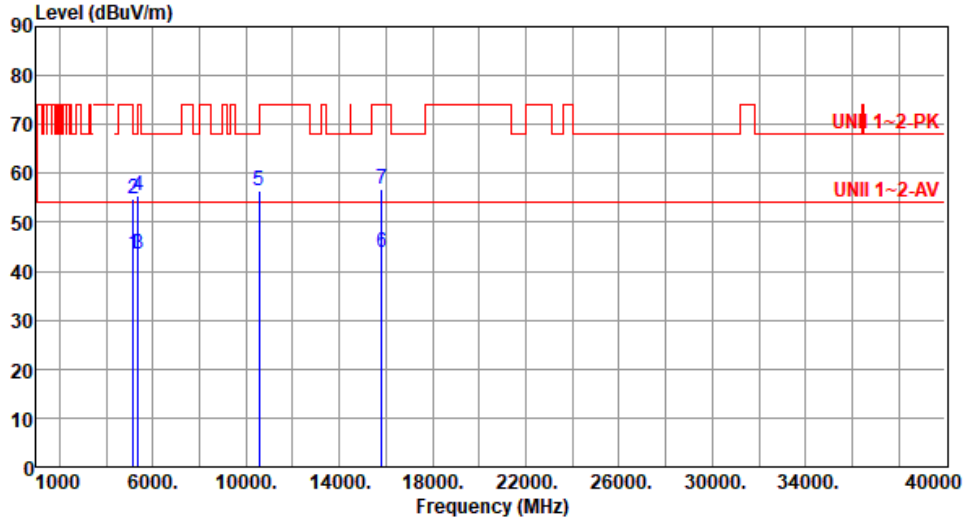
*Factor includes antenna factor , cable loss and amplifier gain

Note 2: Margin (dB) = Emission level (dBuV/m) – Limit (dBuV/m).



Modulation	ax HE40	Test Freq. (MHz)	5270
Polarization	Horizontal		

Test By : Sean Yu Temperature(°C): 25 Humidity(%): 63



	Freq. MHz	Emission level dBuV/m	Limit dBuV/m	Margin dB	SA reading dBuV	Factor dB/m	Remark	ANT High cm	Turn Table deg
1	5150.00	43.37	54.00	-10.63	43.23	0.14	Average	181	229
2	5150.00	54.86	74.00	-19.14	54.72	0.14	Peak	181	229
3	5350.00	43.39	54.00	-10.61	43.68	-0.29	Average	181	229
4	5350.00	55.43	74.00	-18.57	55.72	-0.29	Peak	181	229
5	10540.00	56.39	68.20	-11.81	49.21	7.18	Peak	100	118
6	15810.00	43.76	54.00	-10.24	39.86	3.90	Average	100	208
7	15810.00	56.77	74.00	-17.23	52.87	3.90	Peak	100	208

Note 1: Emission Level (dBuV/m) = SA Reading (dBuV) + Factor* (dB/m)

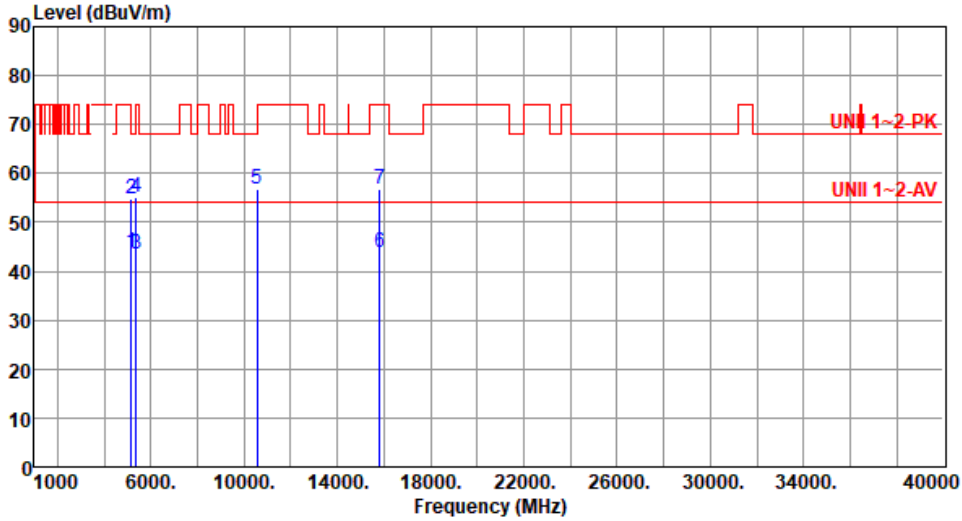
*Factor includes antenna factor , cable loss and amplifier gain

Note 2: Margin (dB) = Emission level (dBuV/m) – Limit (dBuV/m).



Modulation	ax HE40	Test Freq. (MHz)	5270
Polarization	Vertical		

Test By : Sean Yu Temperature(°C): 25 Humidity(%): 63



	Freq. MHz	Emission level dBuV/m	Limit dBuV/m	Margin dB	SA reading dBuV	Factor dB/m	Remark	ANT High cm	Turn Table deg
1	5150.00	43.78	54.00	-10.22	43.64	0.14	Average	100	211
2	5150.00	54.81	74.00	-19.19	54.67	0.14	Peak	100	211
3	5350.00	43.43	54.00	-10.57	43.72	-0.29	Average	100	211
4	5350.00	55.02	74.00	-18.98	55.31	-0.29	Peak	100	211
5	10540.00	56.81	68.20	-11.39	49.63	7.18	Peak	100	255
6	15810.00	43.96	54.00	-10.04	40.06	3.90	Average	100	48
7	15810.00	56.81	74.00	-17.19	52.91	3.90	Peak	100	48

Note 1: Emission Level (dBuV/m) = SA Reading (dBuV) + Factor* (dB/m)

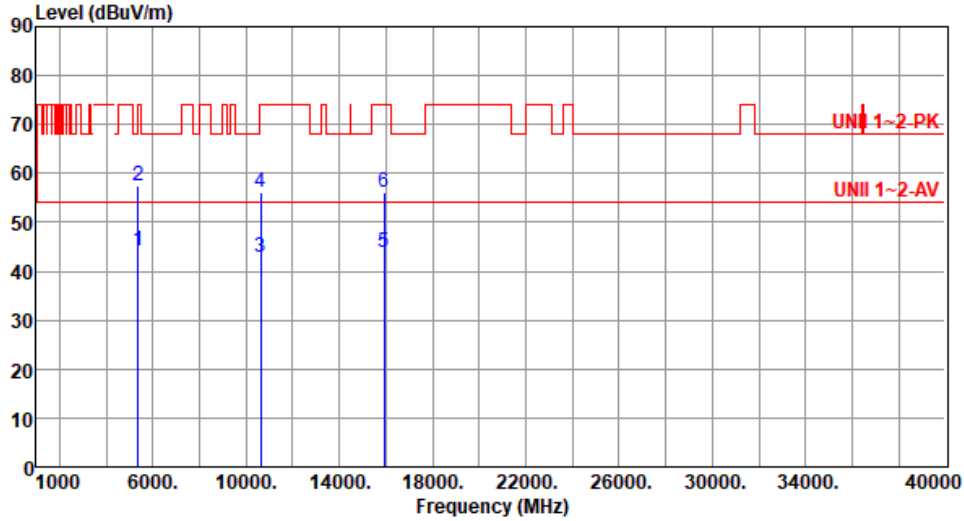
*Factor includes antenna factor , cable loss and amplifier gain

Note 2: Margin (dB) = Emission level (dBuV/m) – Limit (dBuV/m).



Modulation	ax HE40	Test Freq. (MHz)	5310
Polarization	Horizontal		

Test By : Sean Yu Temperature(°C): 25 Humidity(%): 63



	Freq. MHz	Emission level dBuV/m	Limit dBuV/m	Margin dB	SA reading dBuV	Factor dB/m	Remark	ANT High cm	Turn Table deg
1	5350.00	44.17	54.00	-9.83	44.46	-0.29	Average	100	254
2	5350.00	57.35	74.00	-16.65	57.64	-0.29	Peak	100	254
3	10620.00	42.73	54.00	-11.27	35.58	7.15	Average	100	278
4	10620.00	56.01	74.00	-17.99	48.86	7.15	Peak	100	278
5	15930.00	43.80	54.00	-10.20	39.75	4.05	Average	100	103
6	15930.00	56.22	74.00	-17.78	52.17	4.05	Peak	100	103

Note 1: Emission Level (dBuV/m) = SA Reading (dBuV) + Factor* (dB/m)

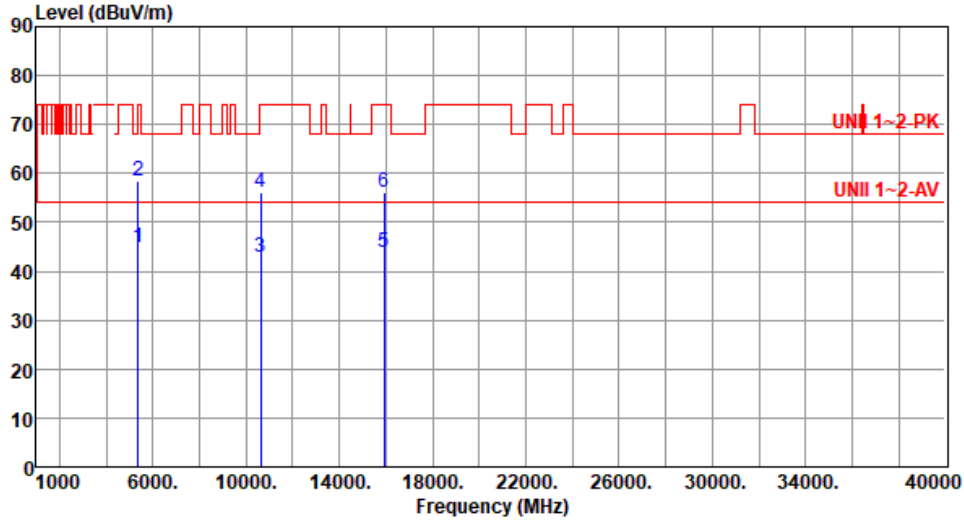
*Factor includes antenna factor , cable loss and amplifier gain

Note 2: Margin (dB) = Emission level (dBuV/m) – Limit (dBuV/m).



Modulation	ax HE40	Test Freq. (MHz)	5310
Polarization	Vertical		

Test By : Sean Yu Temperature(°C): 25 Humidity(%): 63



	Freq. MHz	Emission level dBuV/m	Limit dBuV/m	Margin dB	SA reading dBuV	Factor dB/m	Remark	ANT High cm	Turn Table deg
1	5350.00	44.91	54.00	-9.09	45.20	-0.29	Average	100	234
2	5350.00	58.34	74.00	-15.66	58.63	-0.29	Peak	100	234
3	10620.00	42.91	54.00	-11.09	35.76	7.15	Average	100	223
4	10620.00	56.06	74.00	-17.94	48.91	7.15	Peak	100	223
5	15930.00	43.70	54.00	-10.30	39.65	4.05	Average	100	175
6	15930.00	56.24	74.00	-17.76	52.19	4.05	Peak	100	175

Note 1: Emission Level (dBuV/m) = SA Reading (dBuV) + Factor* (dB/m)

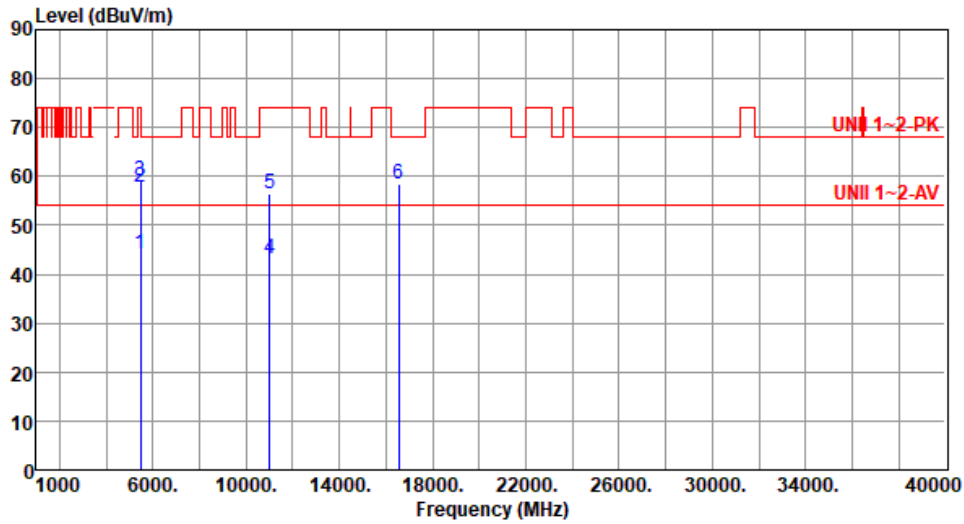
*Factor includes antenna factor , cable loss and amplifier gain

Note 2: Margin (dB) = Emission level (dBuV/m) – Limit (dBuV/m).



Modulation	ax HE40	Test Freq. (MHz)	5510
Polarization	Horizontal		

Test By : Sean Yu Temperature(°C): 25 Humidity(%): 61



	Freq. MHz	Emission level dBuV/m	Limit dBuV/m	Margin dB	SA reading dBuV	Factor dB/m	Remark	ANT High cm	Turn Table deg
1	5460.00	44.24	54.00	-9.76	44.27	-0.03	Average	100	141
2	5460.00	57.65	74.00	-16.35	57.68	-0.03	Peak	100	141
3	5470.00	59.25	68.20	-8.95	59.26	-0.01	Peak	100	141
4	11020.00	43.11	54.00	-10.89	35.67	7.44	Average	100	152
5	11020.00	56.52	74.00	-17.48	49.08	7.44	Peak	100	152
6	16530.00	58.35	68.20	-9.85	52.37	5.98	Peak	100	247

Note 1: Emission Level (dBuV/m) = SA Reading (dBuV) + Factor* (dB/m)

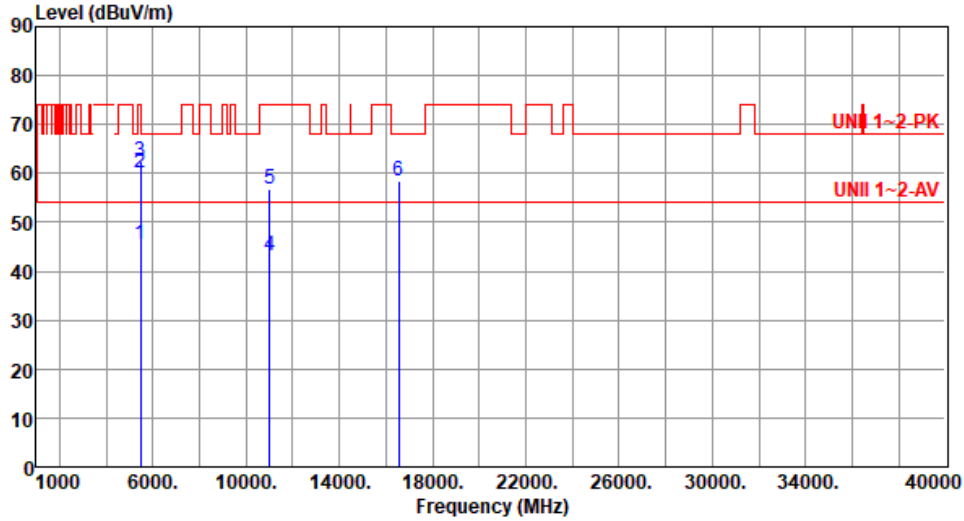
*Factor includes antenna factor , cable loss and amplifier gain

Note 2: Margin (dB) = Emission level (dBuV/m) – Limit (dBuV/m).



Modulation	ax HE40	Test Freq. (MHz)	5510
Polarization	Vertical		

Test By : Sean Yu Temperature(°C): 25 Humidity(%): 61



	Freq. MHz	Emission level dBuV/m	Limit dBuV/m	Margin dB	SA reading dBuV	Factor dB/m	Remark	ANT High cm	Turn Table deg
1	5460.00	45.44	54.00	-8.56	45.47	-0.03	Average	251	191
2	5460.00	60.00	74.00	-14.00	60.03	-0.03	Peak	251	191
3	5470.00	62.35	68.20	-5.85	62.36	-0.01	Peak	251	191
4	11020.00	43.17	54.00	-10.83	35.73	7.44	Average	100	213
5	11020.00	56.65	74.00	-17.35	49.21	7.44	Peak	100	213
6	16530.00	58.41	68.20	-9.79	52.43	5.98	Peak	100	161

Note 1: Emission Level (dBuV/m) = SA Reading (dBuV) + Factor* (dB/m)

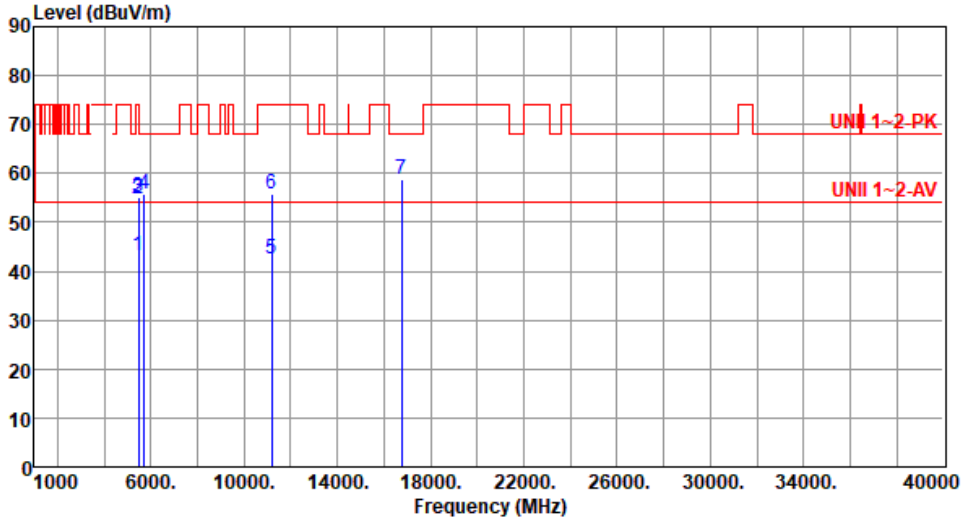
*Factor includes antenna factor , cable loss and amplifier gain

Note 2: Margin (dB) = Emission level (dBuV/m) – Limit (dBuV/m).



Modulation	ax HE40	Test Freq. (MHz)	5590
Polarization	Horizontal		

Test By : Sean Yu Temperature(°C): 25 Humidity(%): 61



	Freq. MHz	Emission level dBuV/m	Limit dBuV/m	Margin dB	SA reading dBuV	Factor dB/m	Remark	ANT High cm	Turn Table deg
1	5460.00	43.25	54.00	-10.75	43.28	-0.03	Average	100	140
2	5460.00	54.73	74.00	-19.27	54.76	-0.03	Peak	100	140
3	5470.00	55.22	68.20	-12.98	55.23	-0.01	Peak	100	140
4	5725.00	55.79	68.20	-12.41	55.31	0.48	Peak	100	140
5	11180.00	42.43	54.00	-11.57	35.61	6.82	Average	100	158
6	11180.00	55.89	74.00	-18.11	49.07	6.82	Peak	100	158
7	16770.00	58.94	68.20	-9.26	52.48	6.46	Peak	100	177

Note 1: Emission Level (dBuV/m) = SA Reading (dBuV) + Factor* (dB/m)

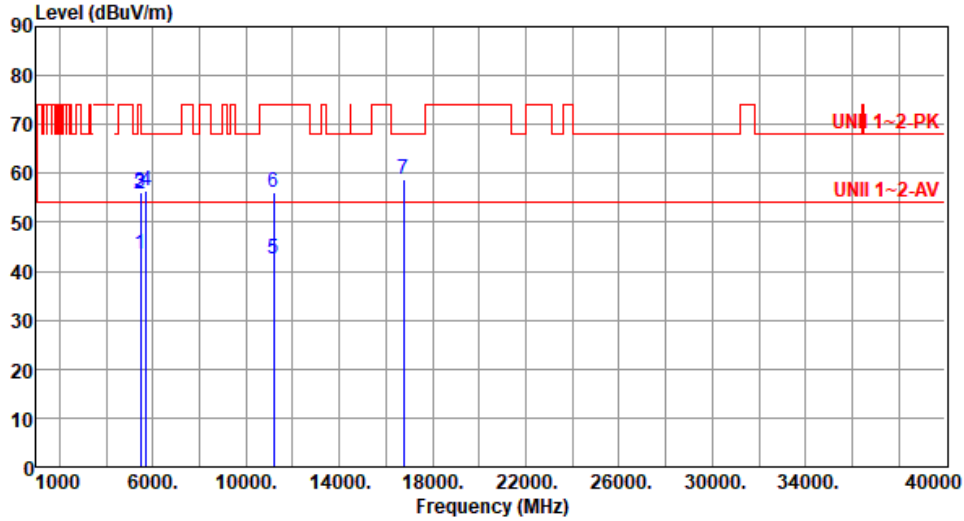
*Factor includes antenna factor , cable loss and amplifier gain

Note 2: Margin (dB) = Emission level (dBuV/m) – Limit (dBuV/m).



Modulation	ax HE40	Test Freq. (MHz)	5590
Polarization	Vertical		

Test By : Sean Yu Temperature(°C): 25 Humidity(%): 61



	Freq. MHz	Emission level dBuV/m	Limit dBuV/m	Margin dB	SA reading dBuV	Factor dB/m	Remark	ANT High cm	Turn Table deg
1	5460.00	43.34	54.00	-10.66	43.37	-0.03	Average	238	201
2	5460.00	55.80	74.00	-18.20	55.83	-0.03	Peak	238	201
3	5470.00	56.25	68.20	-11.95	56.26	-0.01	Peak	238	201
4	5725.00	56.39	68.20	-11.81	55.91	0.48	Peak	238	201
5	11180.00	42.45	54.00	-11.55	35.63	6.82	Average	100	127
6	11180.00	56.04	74.00	-17.96	49.22	6.82	Peak	100	127
7	16770.00	58.73	68.20	-9.47	52.27	6.46	Peak	100	245

Note 1: Emission Level (dBuV/m) = SA Reading (dBuV) + Factor* (dB/m)

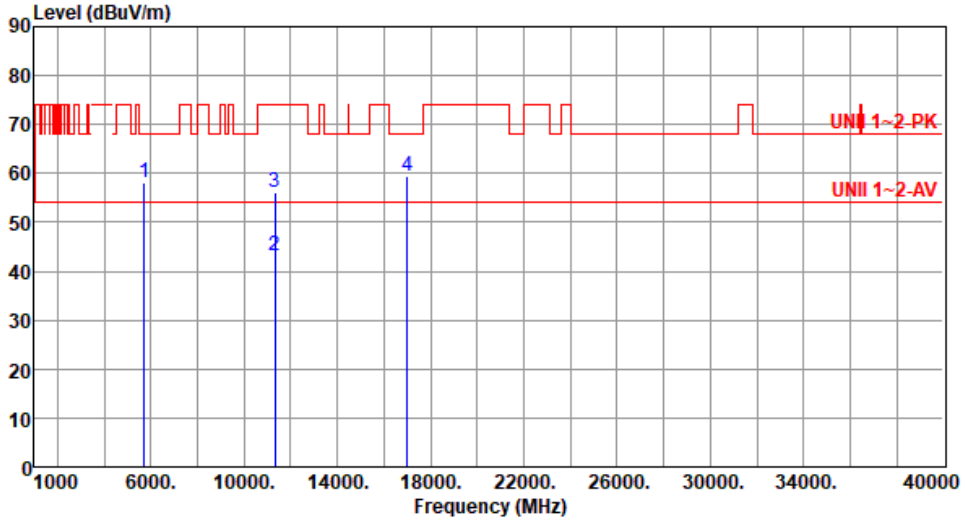
*Factor includes antenna factor , cable loss and amplifier gain

Note 2: Margin (dB) = Emission level (dBuV/m) – Limit (dBuV/m).



Modulation	ax HE40	Test Freq. (MHz)	5670
Polarization	Horizontal		

Test By : Sean Yu Temperature(°C): 25 Humidity(%): 61



	Freq. MHz	Emission level dBuV/m	Limit dBuV/m	Margin dB	SA reading dBuV	Factor dB/m	Remark	ANT High cm	Turn Table deg
1	5725.00	58.12	68.20	-10.08	57.64	0.48	Peak	100	147
2	11340.00	43.09	54.00	-10.91	36.23	6.86	Average	100	158
3	11340.00	56.00	74.00	-18.00	49.14	6.86	Peak	100	158
4	17010.00	59.43	68.20	-8.77	53.18	6.25	Peak	100	204

Note 1: Emission Level (dBuV/m) = SA Reading (dBuV) + Factor* (dB/m)

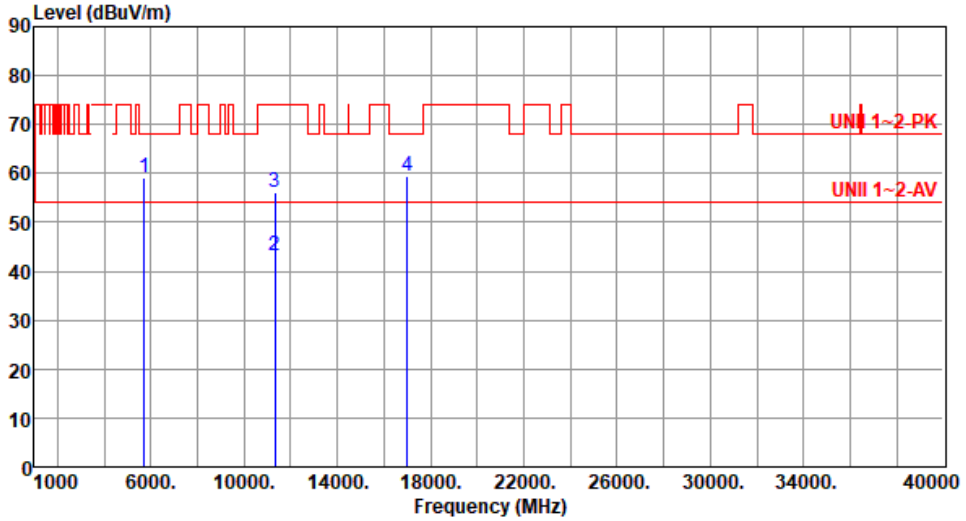
*Factor includes antenna factor , cable loss and amplifier gain

Note 2: Margin (dB) = Emission level (dBuV/m) – Limit (dBuV/m).



Modulation	ax HE40	Test Freq. (MHz)	5670
Polarization	Vertical		

Test By : Sean Yu Temperature(°C): 25 Humidity(%): 61



	Freq. MHz	Emission level dBuV/m	Limit dBuV/m	Margin dB	SA reading dBuV	Factor dB/m	Remark	ANT High cm	Turn Table deg
1	5725.00	58.96	68.20	-9.24	58.48	0.48	Peak	237	204
2	11340.00	43.15	54.00	-10.85	36.29	6.86	Average	100	147
3	11340.00	56.13	74.00	-17.87	49.27	6.86	Peak	100	147
4	17010.00	59.51	68.20	-8.69	53.26	6.25	Peak	100	201

Note 1: Emission Level (dBuV/m) = SA Reading (dBuV) + Factor* (dB/m)

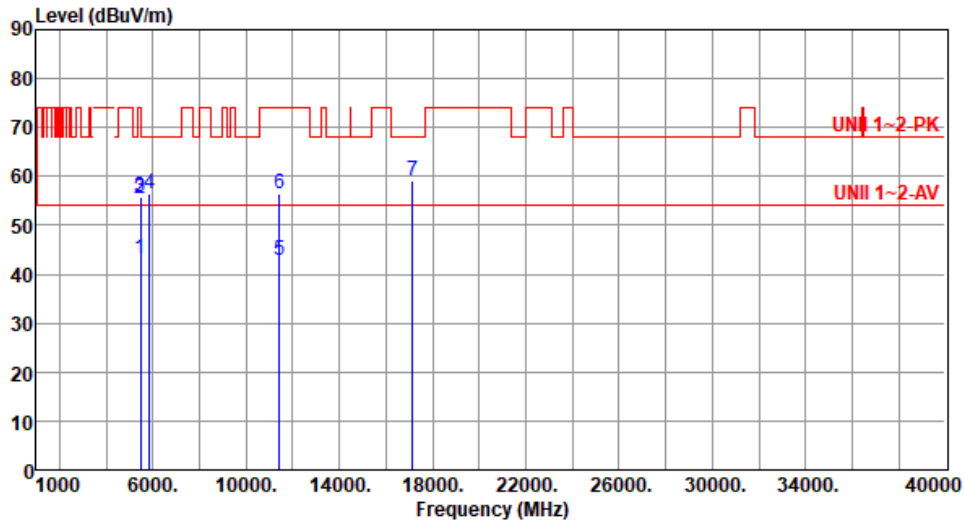
*Factor includes antenna factor , cable loss and amplifier gain

Note 2: Margin (dB) = Emission level (dBuV/m) – Limit (dBuV/m).



Modulation	ax HE40	Test Freq. (MHz)	5710
Polarization	Horizontal		

Test By : Sean Yu Temperature(°C): 25 Humidity(%): 61



	Freq. MHz	Emission level dBuV/m	Limit dBuV/m	Margin dB	SA reading dBuV	Factor dB/m	Remark	ANT High cm	Turn Table deg
1	5460.00	43.13	54.00	-10.87	43.16	-0.03	Average	100	128
2	5460.00	55.61	74.00	-18.39	55.64	-0.03	Peak	100	128
3	5470.00	55.70	68.20	-12.50	55.71	-0.01	Peak	100	128
4	5850.00	56.42	68.20	-11.78	55.67	0.75	Peak	100	128
5	11420.00	42.73	54.00	-11.27	35.67	7.06	Average	100	173
6	11420.00	56.31	74.00	-17.69	49.25	7.06	Peak	100	173
7	17130.00	59.03	68.20	-9.17	53.03	6.00	Peak	100	207

Note 1: Emission Level (dBuV/m) = SA Reading (dBuV) + Factor* (dB/m)

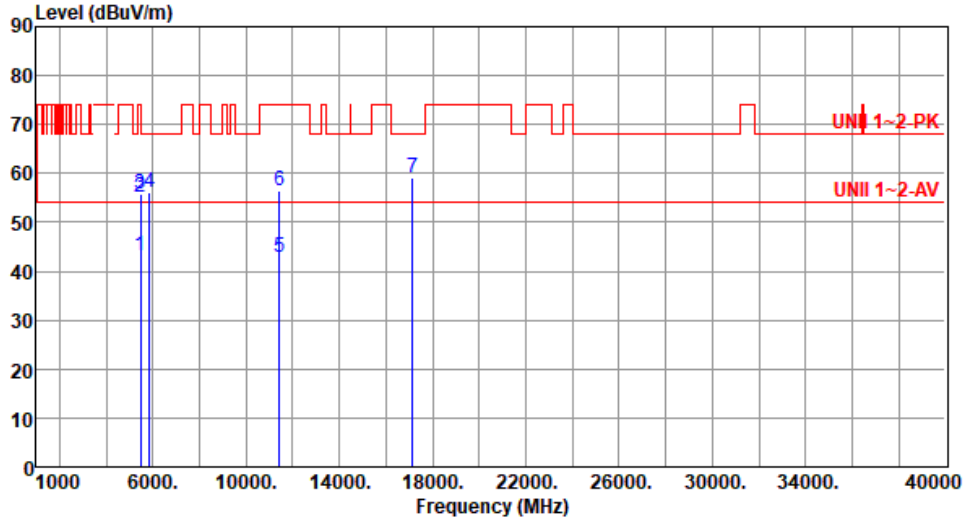
*Factor includes antenna factor , cable loss and amplifier gain

Note 2: Margin (dB) = Emission level (dBuV/m) – Limit (dBuV/m).



Modulation	ax HE40	Test Freq. (MHz)	5710
Polarization	Vertical		

Test By : Sean Yu Temperature(°C): 25 Humidity(%): 61



	Freq. MHz	Emission level dBuV/m	Limit dBuV/m	Margin dB	SA reading dBuV	Factor dB/m	Remark	ANT High cm	Turn Table deg
1	5460.00	43.10	54.00	-10.90	43.13	-0.03	Average	249	202
2	5460.00	55.10	74.00	-18.90	55.13	-0.03	Peak	249	202
3	5470.00	55.82	68.20	-12.38	55.83	-0.01	Peak	249	202
4	5850.00	56.23	68.20	-11.97	55.48	0.75	Peak	249	202
5	11420.00	42.82	54.00	-11.18	35.76	7.06	Average	100	235
6	11420.00	56.36	74.00	-17.64	49.30	7.06	Peak	100	235
7	17130.00	59.18	68.20	-9.02	53.18	6.00	Peak	100	115

Note 1: Emission Level (dBuV/m) = SA Reading (dBuV) + Factor* (dB/m)

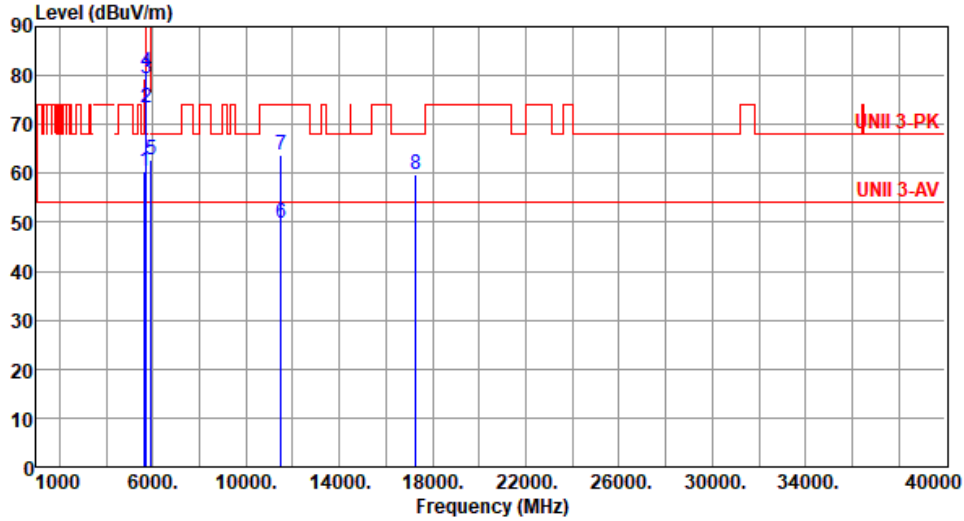
*Factor includes antenna factor , cable loss and amplifier gain

Note 2: Margin (dB) = Emission level (dBuV/m) – Limit (dBuV/m).



Modulation	ax HE40	Test Freq. (MHz)	5755
Polarization	Horizontal		

Test By : Sean Yu Temperature(°C): 25 Humidity(%): 63



	Freq. MHz	Emission level dBuV/m	Limit dBuV/m	Margin dB	SA reading dBuV	Factor dB/m	Remark	ANT High cm	Turn Table deg
1	5650.00	60.52	68.20	-7.68	60.38	0.14	Peak	168	304
2	5700.00	73.28	105.20	-31.92	72.92	0.36	Peak	168	304
3	5720.00	79.54	110.80	-31.26	79.08	0.46	Peak	168	304
4	5725.00	80.81	122.20	-41.39	80.33	0.48	Peak	168	304
5	5925.00	62.85	68.20	-5.35	61.78	1.07	Peak	168	304
6	11510.00	49.91	54.00	-4.09	42.76	7.15	Average	180	104
7	11510.00	63.82	74.00	-10.18	56.67	7.15	Peak	180	104
8	17265.00	59.88	68.20	-8.32	53.83	6.05	Peak	100	168

Note 1: Emission Level (dBuV/m) = SA Reading (dBuV) + Factor* (dB/m)

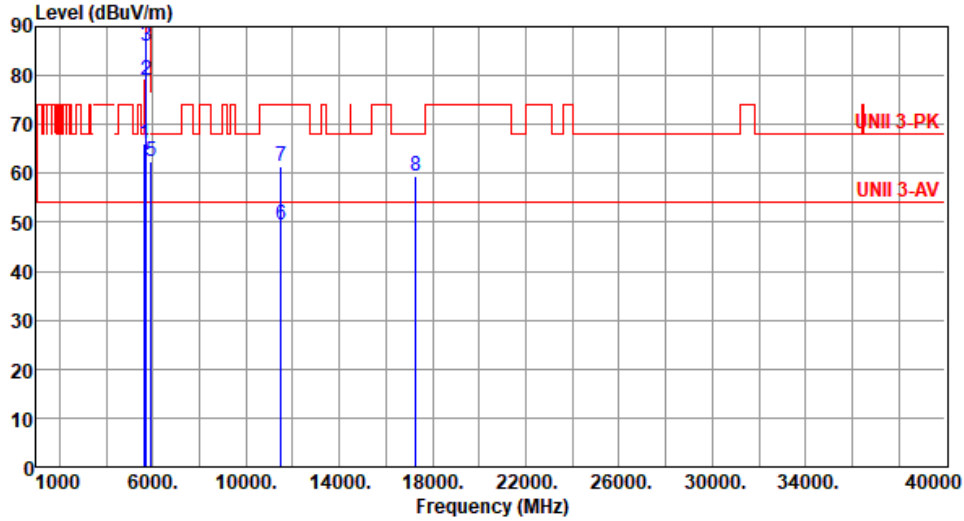
*Factor includes antenna factor , cable loss and amplifier gain

Note 2: Margin (dB) = Emission level (dBuV/m) – Limit (dBuV/m).



Modulation	ax HE40	Test Freq. (MHz)	5755
Polarization	Vertical		

Test By : Sean Yu Temperature(°C): 25 Humidity(%): 63



	Freq. MHz	Emission level dBuV/m	Limit dBuV/m	Margin dB	SA reading dBuV	Factor dB/m	Remark	ANT High cm	Turn Table deg
1	5650.00	66.08	68.20	-2.12	65.94	0.14	Peak	142	339
2	5700.00	78.99	105.20	-26.21	78.63	0.36	Peak	142	339
3	5720.00	86.10	110.80	-24.70	85.64	0.46	Peak	142	339
4	5725.00	89.07	122.20	-33.13	88.59	0.48	Peak	142	339
5	5925.00	62.30	68.20	-5.90	61.23	1.07	Peak	142	339
6	11510.00	49.41	54.00	-4.59	42.26	7.15	Average	183	152
7	11510.00	61.48	74.00	-12.52	54.33	7.15	Peak	183	152
8	17265.00	59.46	68.20	-8.74	53.41	6.05	Peak	100	253

Note 1: Emission Level (dBuV/m) = SA Reading (dBuV) + Factor* (dB/m)

*Factor includes antenna factor , cable loss and amplifier gain

Note 2: Margin (dB) = Emission level (dBuV/m) – Limit (dBuV/m).

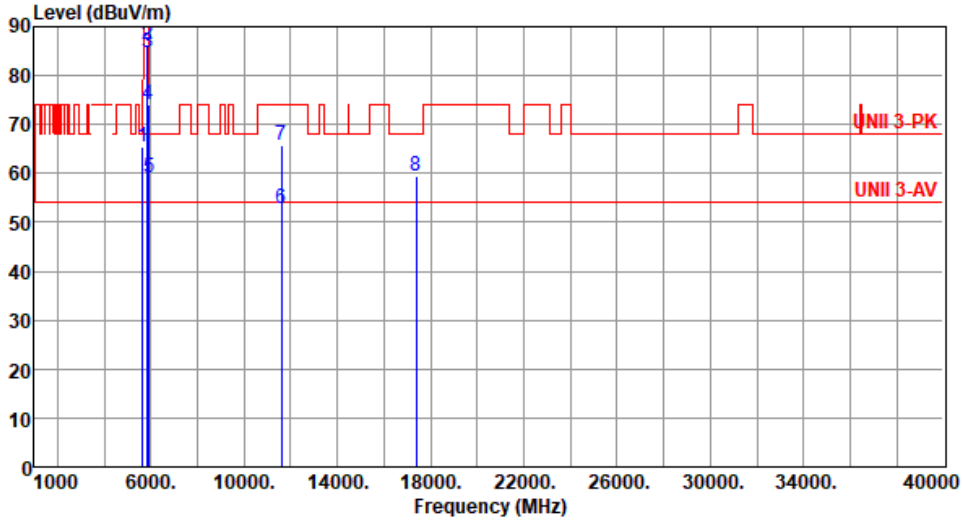


Modulation	ax HE40	Test Freq. (MHz)	5795																																																																																																																																																																
Polarization	Horizontal																																																																																																																																																																		
Test By : Sean Yu Temperature(°C): 25 Humidity(%): 61																																																																																																																																																																			
	<table border="1"> <thead> <tr> <th>1</th> <th>2</th> <th>3</th> <th>4</th> <th>5</th> <th>6</th> <th>7</th> <th>8</th> </tr> </thead> <tbody> <tr> <td>5650.00</td> <td>5850.00</td> <td>5855.00</td> <td>5875.00</td> <td>5925.00</td> <td>11590.00</td> <td>11590.00</td> <td>17385.00</td> </tr> <tr> <td>57.78</td> <td>71.97</td> <td>70.99</td> <td>65.54</td> <td>57.17</td> <td>52.69</td> <td>66.33</td> <td>59.43</td> </tr> <tr> <td>68.20</td> <td>122.20</td> <td>110.80</td> <td>105.20</td> <td>68.20</td> <td>54.00</td> <td>74.00</td> <td>68.20</td> </tr> <tr> <td>-10.42</td> <td>-50.23</td> <td>-39.81</td> <td>-39.66</td> <td>-11.03</td> <td>-1.31</td> <td>-7.67</td> <td>-8.77</td> </tr> <tr> <td>57.64</td> <td>71.22</td> <td>70.21</td> <td>64.67</td> <td>56.10</td> <td>45.82</td> <td>59.46</td> <td>53.10</td> </tr> <tr> <td>0.14</td> <td>0.75</td> <td>0.78</td> <td>0.87</td> <td>1.07</td> <td>6.87</td> <td>6.87</td> <td>6.33</td> </tr> <tr> <td>Peak</td> <td>Peak</td> <td>Peak</td> <td>Peak</td> <td>Peak</td> <td>Average</td> <td>Peak</td> <td>Peak</td> </tr> <tr> <td>177</td> <td>177</td> <td>177</td> <td>177</td> <td>177</td> <td>183</td> <td>183</td> <td>100</td> </tr> <tr> <td>301</td> <td>301</td> <td>301</td> <td>301</td> <td>301</td> <td>98</td> <td>98</td> <td>244</td> </tr> </tbody> </table>	1	2	3	4	5	6	7	8	5650.00	5850.00	5855.00	5875.00	5925.00	11590.00	11590.00	17385.00	57.78	71.97	70.99	65.54	57.17	52.69	66.33	59.43	68.20	122.20	110.80	105.20	68.20	54.00	74.00	68.20	-10.42	-50.23	-39.81	-39.66	-11.03	-1.31	-7.67	-8.77	57.64	71.22	70.21	64.67	56.10	45.82	59.46	53.10	0.14	0.75	0.78	0.87	1.07	6.87	6.87	6.33	Peak	Peak	Peak	Peak	Peak	Average	Peak	Peak	177	177	177	177	177	183	183	100	301	301	301	301	301	98	98	244	<table border="1"> <thead> <tr> <th>Freq. MHz</th> <th>Emission level dBuV/m</th> <th>Limit dBuV/m</th> <th>Margin dB</th> <th>SA reading dBuV</th> <th>Factor dB/m</th> <th>Remark</th> <th>ANT High cm</th> <th>Turn Table deg</th> </tr> </thead> <tbody> <tr> <td>5650.00</td> <td>57.78</td> <td>68.20</td> <td>-10.42</td> <td>57.64</td> <td>0.14</td> <td>Peak</td> <td>177</td> <td>301</td> </tr> <tr> <td>5850.00</td> <td>71.97</td> <td>122.20</td> <td>-50.23</td> <td>71.22</td> <td>0.75</td> <td>Peak</td> <td>177</td> <td>301</td> </tr> <tr> <td>5855.00</td> <td>70.99</td> <td>110.80</td> <td>-39.81</td> <td>70.21</td> <td>0.78</td> <td>Peak</td> <td>177</td> <td>301</td> </tr> <tr> <td>5875.00</td> <td>65.54</td> <td>105.20</td> <td>-39.66</td> <td>64.67</td> <td>0.87</td> <td>Peak</td> <td>177</td> <td>301</td> </tr> <tr> <td>5925.00</td> <td>57.17</td> <td>68.20</td> <td>-11.03</td> <td>56.10</td> <td>1.07</td> <td>Peak</td> <td>177</td> <td>301</td> </tr> <tr> <td>11590.00</td> <td>52.69</td> <td>54.00</td> <td>-1.31</td> <td>45.82</td> <td>6.87</td> <td>Average</td> <td>183</td> <td>98</td> </tr> <tr> <td>11590.00</td> <td>66.33</td> <td>74.00</td> <td>-7.67</td> <td>59.46</td> <td>6.87</td> <td>Peak</td> <td>183</td> <td>98</td> </tr> <tr> <td>17385.00</td> <td>59.43</td> <td>68.20</td> <td>-8.77</td> <td>53.10</td> <td>6.33</td> <td>Peak</td> <td>100</td> <td>244</td> </tr> </tbody> </table>	Freq. MHz	Emission level dBuV/m	Limit dBuV/m	Margin dB	SA reading dBuV	Factor dB/m	Remark	ANT High cm	Turn Table deg	5650.00	57.78	68.20	-10.42	57.64	0.14	Peak	177	301	5850.00	71.97	122.20	-50.23	71.22	0.75	Peak	177	301	5855.00	70.99	110.80	-39.81	70.21	0.78	Peak	177	301	5875.00	65.54	105.20	-39.66	64.67	0.87	Peak	177	301	5925.00	57.17	68.20	-11.03	56.10	1.07	Peak	177	301	11590.00	52.69	54.00	-1.31	45.82	6.87	Average	183	98	11590.00	66.33	74.00	-7.67	59.46	6.87	Peak	183	98	17385.00	59.43	68.20	-8.77	53.10	6.33	Peak	100	244
1	2	3	4	5	6	7	8																																																																																																																																																												
5650.00	5850.00	5855.00	5875.00	5925.00	11590.00	11590.00	17385.00																																																																																																																																																												
57.78	71.97	70.99	65.54	57.17	52.69	66.33	59.43																																																																																																																																																												
68.20	122.20	110.80	105.20	68.20	54.00	74.00	68.20																																																																																																																																																												
-10.42	-50.23	-39.81	-39.66	-11.03	-1.31	-7.67	-8.77																																																																																																																																																												
57.64	71.22	70.21	64.67	56.10	45.82	59.46	53.10																																																																																																																																																												
0.14	0.75	0.78	0.87	1.07	6.87	6.87	6.33																																																																																																																																																												
Peak	Peak	Peak	Peak	Peak	Average	Peak	Peak																																																																																																																																																												
177	177	177	177	177	183	183	100																																																																																																																																																												
301	301	301	301	301	98	98	244																																																																																																																																																												
Freq. MHz	Emission level dBuV/m	Limit dBuV/m	Margin dB	SA reading dBuV	Factor dB/m	Remark	ANT High cm	Turn Table deg																																																																																																																																																											
5650.00	57.78	68.20	-10.42	57.64	0.14	Peak	177	301																																																																																																																																																											
5850.00	71.97	122.20	-50.23	71.22	0.75	Peak	177	301																																																																																																																																																											
5855.00	70.99	110.80	-39.81	70.21	0.78	Peak	177	301																																																																																																																																																											
5875.00	65.54	105.20	-39.66	64.67	0.87	Peak	177	301																																																																																																																																																											
5925.00	57.17	68.20	-11.03	56.10	1.07	Peak	177	301																																																																																																																																																											
11590.00	52.69	54.00	-1.31	45.82	6.87	Average	183	98																																																																																																																																																											
11590.00	66.33	74.00	-7.67	59.46	6.87	Peak	183	98																																																																																																																																																											
17385.00	59.43	68.20	-8.77	53.10	6.33	Peak	100	244																																																																																																																																																											
Note 1: Emission Level (dBuV/m) = SA Reading (dBuV) + Factor* (dB/m) *Factor includes antenna factor , cable loss and amplifier gain Note 2: Margin (dB) = Emission level (dBuV/m) – Limit (dBuV/m).																																																																																																																																																																			



Modulation	ax HE40	Test Freq. (MHz)	5795
Polarization	Vertical		

Test By : Sean Yu Temperature(°C): 25 Humidity(%): 61



	Freq. MHz	Emission level dBuV/m	Limit dBuV/m	Margin dB	SA reading dBuV	Factor dB/m	Remark	ANT High cm	Turn Table deg
1	5650.00	65.35	68.20	-2.85	65.21	0.14	Peak	164	330
2	5850.00	86.23	122.20	-35.97	85.48	0.75	Peak	164	330
3	5855.00	84.54	110.80	-26.26	83.76	0.78	Peak	164	330
4	5875.00	74.21	105.20	-30.99	73.34	0.87	Peak	164	330
5	5925.00	59.19	68.20	-9.01	58.12	1.07	Peak	164	330
6	11590.00	52.68	54.00	-1.32	45.81	6.87	Average	173	156
7	11590.00	65.90	74.00	-8.10	59.03	6.87	Peak	173	156
8	17385.00	59.53	68.20	-8.67	53.20	6.33	Peak	100	201

Note 1: Emission Level (dBuV/m) = SA Reading (dBuV) + Factor* (dB/m)

*Factor includes antenna factor , cable loss and amplifier gain

Note 2: Margin (dB) = Emission level (dBuV/m) – Limit (dBuV/m).



Unwanted Emissions (Above 1GHz) for ax HE80

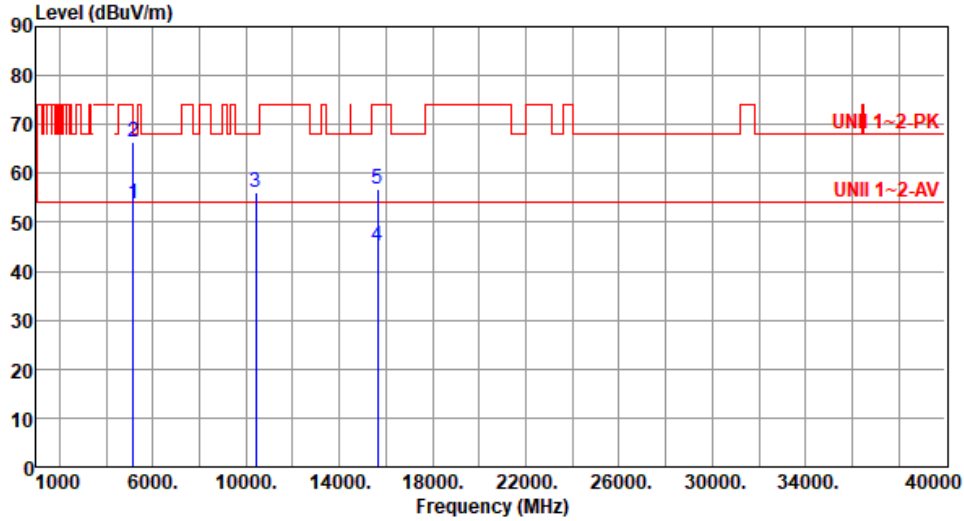
Modulation	ax HE80	Test Freq. (MHz)	5210						
Polarization	Horizontal								
Test By : Sean Yu Temperature(°C): 25 Humidity(%): 61									
	Freq. MHz	Emission level dBuV/m	Limit dBuV/m	Margin dB	SA reading dBuV	Factor dB/m	Remark	ANT High cm	Turn Table deg
1	5150.00	53.86	54.00	-0.14	53.72	0.14	Average	100	202
2	5150.00	66.91	74.00	-7.09	66.77	0.14	Peak	100	202
3	10420.00	56.39	68.20	-11.81	49.26	7.13	Peak	100	173
4	15630.00	45.17	54.00	-8.83	41.34	3.83	Average	100	205
5	15630.00	56.27	74.00	-17.73	52.44	3.83	Peak	100	205

Note 1: Emission Level (dBuV/m) = SA Reading (dBuV) + Factor* (dB/m)
 *Factor includes antenna factor , cable loss and amplifier gain
 Note 2: Margin (dB) = Emission level (dBuV/m) – Limit (dBuV/m).



Modulation	ax HE80	Test Freq. (MHz)	5210
Polarization	Vertical		

Test By : Sean Yu Temperature(°C): 25 Humidity(%): 61



	Freq. MHz	Emission level dBuV/m	Limit dBuV/m	Margin dB	SA reading dBuV	Factor dB/m	Remark	ANT High cm	Turn Table deg
1	5150.00	53.75	54.00	-0.25	53.61	0.14	Average	100	225
2	5150.00	66.40	74.00	-7.60	66.26	0.14	Peak	100	225
3	10420.00	56.09	68.20	-12.11	48.96	7.13	Peak	100	254
4	15630.00	45.10	54.00	-8.90	41.27	3.83	Average	100	331
5	15630.00	56.77	74.00	-17.23	52.94	3.83	Peak	100	331

Note 1: Emission Level (dBuV/m) = SA Reading (dBuV) + Factor* (dB/m)

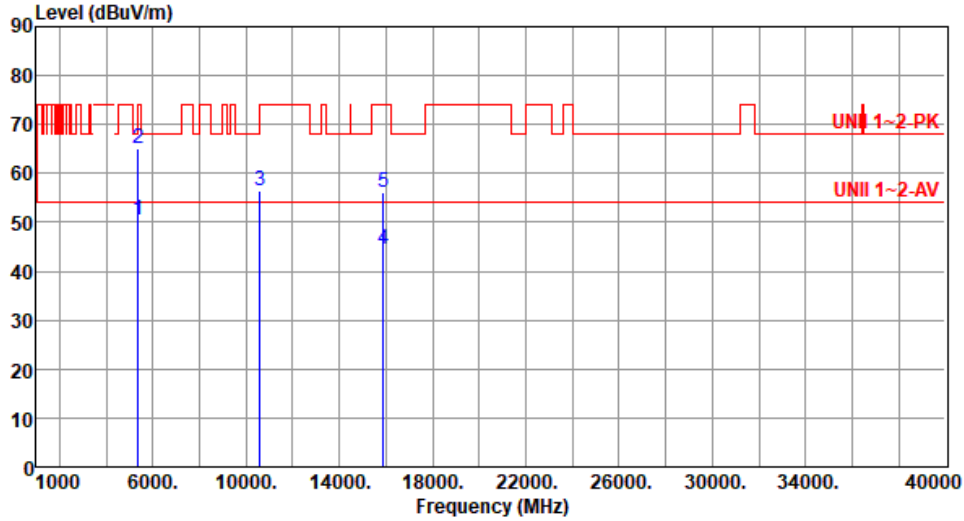
*Factor includes antenna factor , cable loss and amplifier gain

Note 2: Margin (dB) = Emission level (dBuV/m) – Limit (dBuV/m).



Modulation	ax HE80	Test Freq. (MHz)	5290
Polarization	Horizontal		

Test By : Sean Yu Temperature(°C): 25 Humidity(%): 61



	Freq. MHz	Emission level dBuV/m	Limit dBuV/m	Margin dB	SA reading dBuV	Factor dB/m	Remark	ANT High cm	Turn Table deg
1	5350.00	50.55	54.00	-3.45	50.84	-0.29	Average	100	216
2	5350.00	65.23	74.00	-8.77	65.52	-0.29	Peak	100	216
3	10580.00	56.58	68.20	-11.62	49.40	7.18	Peak	100	217
4	15870.00	44.62	54.00	-9.38	40.61	4.01	Average	100	158
5	15870.00	56.26	74.00	-17.74	52.25	4.01	Peak	100	158

Note 1: Emission Level (dBuV/m) = SA Reading (dBuV) + Factor* (dB/m)

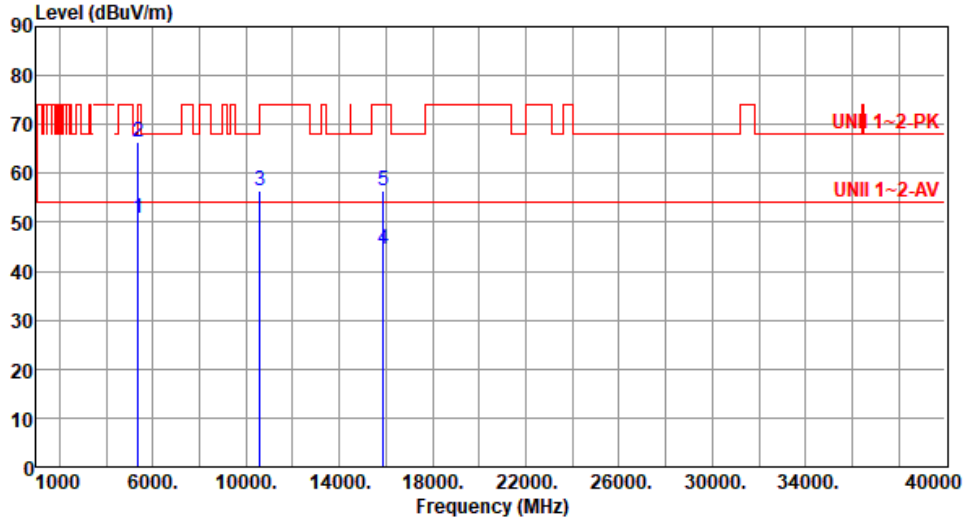
*Factor includes antenna factor , cable loss and amplifier gain

Note 2: Margin (dB) = Emission level (dBuV/m) – Limit (dBuV/m).



Modulation	ax HE80	Test Freq. (MHz)	5290
Polarization	Vertical		

Test By : Sean Yu Temperature(°C): 25 Humidity(%): 61



	Freq. MHz	Emission level dBuV/m	Limit dBuV/m	Margin dB	SA reading dBuV	Factor dB/m	Remark	ANT High cm	Turn Table deg
1	5350.00	50.93	54.00	-3.07	51.22	-0.29	Average	100	226
2	5350.00	66.40	74.00	-7.60	66.69	-0.29	Peak	100	226
3	10580.00	56.50	68.20	-11.70	49.32	7.18	Peak	100	173
4	15870.00	44.51	54.00	-9.49	40.50	4.01	Average	100	271
5	15870.00	56.46	74.00	-17.54	52.45	4.01	Peak	100	271

Note 1: Emission Level (dBuV/m) = SA Reading (dBuV) + Factor* (dB/m)

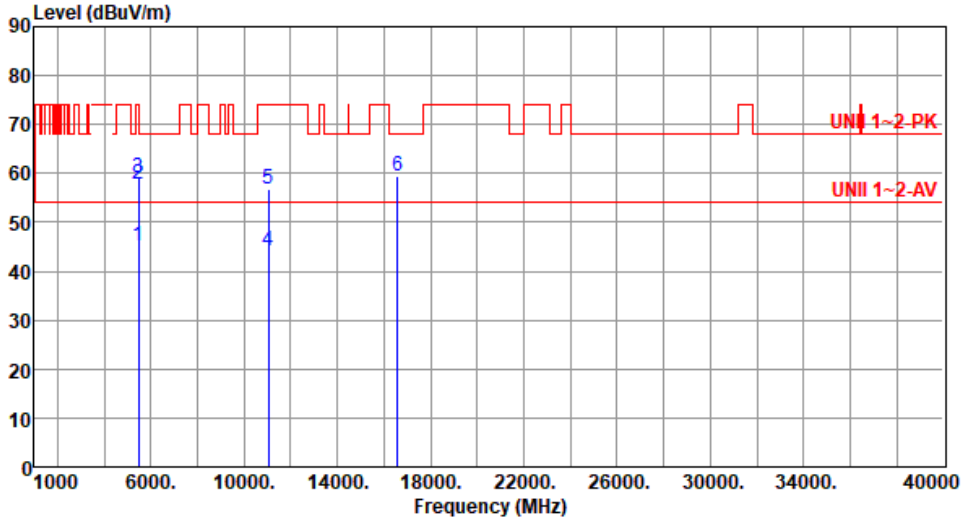
*Factor includes antenna factor , cable loss and amplifier gain

Note 2: Margin (dB) = Emission level (dBuV/m) – Limit (dBuV/m).



Modulation	ax HE80	Test Freq. (MHz)	5530
Polarization	Horizontal		

Test By : Sean Yu Temperature(°C): 25 Humidity(%): 61



	Freq. MHz	Emission level dBuV/m	Limit dBuV/m	Margin dB	SA reading dBuV	Factor dB/m	Remark	ANT High cm	Turn Table deg
1	5460.00	45.21	54.00	-8.79	45.24	-0.03	Average	100	133
2	5460.00	57.65	74.00	-16.35	57.68	-0.03	Peak	100	133
3	5470.00	59.21	68.20	-8.99	59.22	-0.01	Peak	100	133
4	11060.00	44.16	54.00	-9.84	36.81	7.35	Average	100	158
5	11060.00	56.95	74.00	-17.05	49.60	7.35	Peak	100	158
6	16590.00	59.42	68.20	-8.78	53.47	5.95	Peak	100	201

Note 1: Emission Level (dBuV/m) = SA Reading (dBuV) + Factor* (dB/m)

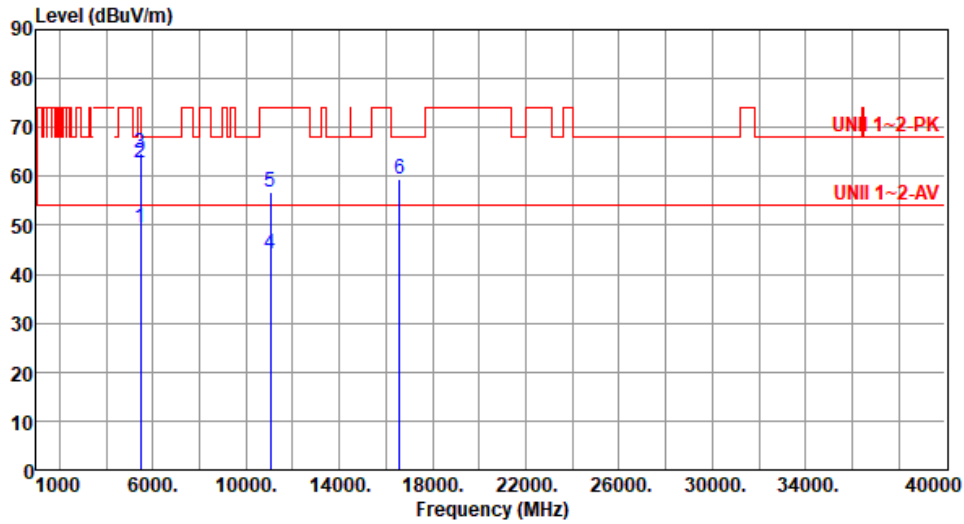
*Factor includes antenna factor , cable loss and amplifier gain

Note 2: Margin (dB) = Emission level (dBuV/m) – Limit (dBuV/m).



Modulation	ax HE80	Test Freq. (MHz)	5530
Polarization	Vertical		

Test By : Sean Yu Temperature(°C): 25 Humidity(%): 61



	Freq. MHz	Emission level dBuV/m	Limit dBuV/m	Margin dB	SA reading dBuV	Factor dB/m	Remark	ANT High cm	Turn Table deg
1	5460.00	49.51	54.00	-4.49	49.54	-0.03	Average	228	186
2	5460.00	62.65	74.00	-11.35	62.68	-0.03	Peak	228	186
3	5470.00	64.81	68.20	-3.39	64.82	-0.01	Peak	228	186
4	11060.00	44.09	54.00	-9.91	36.74	7.35	Average	100	178
5	11060.00	56.92	74.00	-17.08	49.57	7.35	Peak	100	178
6	16590.00	59.58	68.20	-8.62	53.63	5.95	Peak	100	222

Note 1: Emission Level (dBuV/m) = SA Reading (dBuV) + Factor* (dB/m)

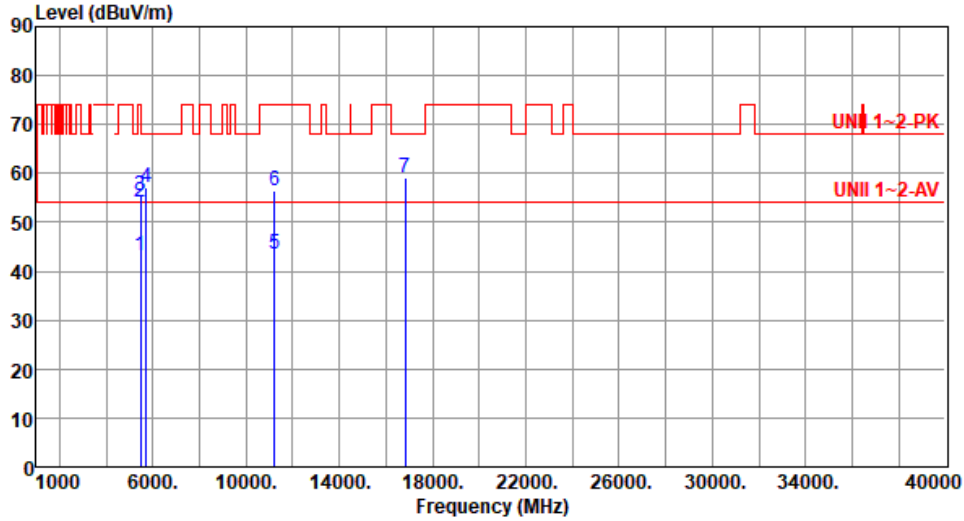
*Factor includes antenna factor , cable loss and amplifier gain

Note 2: Margin (dB) = Emission level (dBuV/m) – Limit (dBuV/m).



Modulation	ax HE80	Test Freq. (MHz)	5610
Polarization	Horizontal		

Test By : Sean Yu Temperature(°C): 25 Humidity(%): 61



	Freq. MHz	Emission level dBuV/m	Limit dBuV/m	Margin dB	SA reading dBuV	Factor dB/m	Remark	ANT High cm	Turn Table deg
1	5460.00	43.24	54.00	-10.76	43.27	-0.03	Average	100	142
2	5460.00	54.10	74.00	-19.90	54.13	-0.03	Peak	100	142
3	5470.00	55.37	68.20	-12.83	55.38	-0.01	Peak	100	142
4	5725.00	57.21	68.20	-10.99	56.73	0.48	Peak	100	142
5	11220.00	43.39	54.00	-10.61	36.67	6.72	Average	100	148
6	11220.00	56.32	74.00	-17.68	49.60	6.72	Peak	100	148
7	16830.00	59.22	68.20	-8.98	52.57	6.65	Peak	100	271

Note 1: Emission Level (dBuV/m) = SA Reading (dBuV) + Factor* (dB/m)

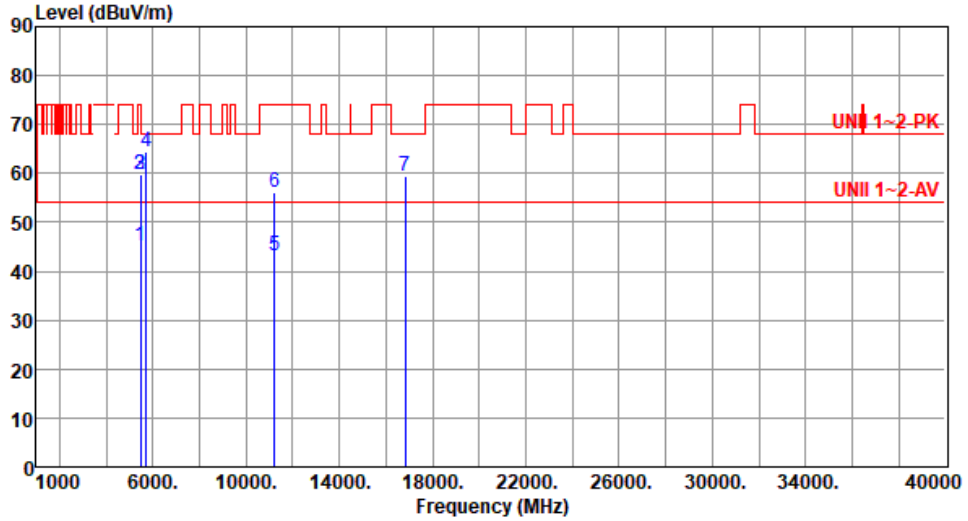
*Factor includes antenna factor , cable loss and amplifier gain

Note 2: Margin (dB) = Emission level (dBuV/m) – Limit (dBuV/m).



Modulation	ax HE80	Test Freq. (MHz)	5610
Polarization	Vertical		

Test By : Sean Yu Temperature(°C): 25 Humidity(%): 61



	Freq. MHz	Emission level dBuV/m	Limit dBuV/m	Margin dB	SA reading dBuV	Factor dB/m	Remark	ANT High cm	Turn Table deg
1	5460.00	45.15	54.00	-8.85	45.18	-0.03	Average	227	204
2	5460.00	59.63	74.00	-14.37	59.66	-0.03	Peak	227	204
3	5470.00	59.88	68.20	-8.32	59.89	-0.01	Peak	227	204
4	5725.00	64.31	68.20	-3.89	63.83	0.48	Peak	227	204
5	11220.00	43.20	54.00	-10.80	36.48	6.72	Average	100	173
6	11220.00	56.29	74.00	-17.71	49.57	6.72	Peak	100	173
7	16830.00	59.28	68.20	-8.92	52.63	6.65	Peak	100	204

Note 1: Emission Level (dBuV/m) = SA Reading (dBuV) + Factor* (dB/m)

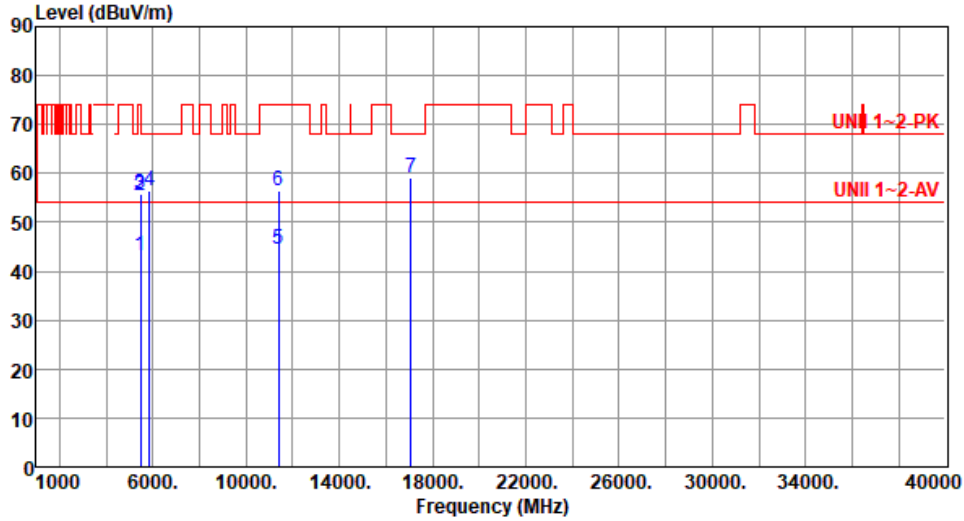
*Factor includes antenna factor , cable loss and amplifier gain

Note 2: Margin (dB) = Emission level (dBuV/m) – Limit (dBuV/m).



Modulation	ax HE80	Test Freq. (MHz)	5690
Polarization	Horizontal		

Test By : Sean Yu Temperature(°C): 25 Humidity(%): 61



	Freq. MHz	Emission level dBuV/m	Limit dBuV/m	Margin dB	SA reading dBuV	Factor dB/m	Remark	ANT High cm	Turn Table deg
1	5460.00	43.23	54.00	-10.77	43.26	-0.03	Average	100	142
2	5460.00	55.61	74.00	-18.39	55.64	-0.03	Peak	100	142
3	5470.00	55.92	68.20	-12.28	55.93	-0.01	Peak	100	142
4	5850.00	56.38	68.20	-11.82	55.63	0.75	Peak	100	142
5	11380.00	44.38	54.00	-9.62	37.41	6.97	Average	100	205
6	11380.00	56.31	74.00	-17.69	49.34	6.97	Peak	100	205
7	17070.00	59.25	68.20	-8.95	53.20	6.05	Peak	100	105

Note 1: Emission Level (dBuV/m) = SA Reading (dBuV) + Factor* (dB/m)

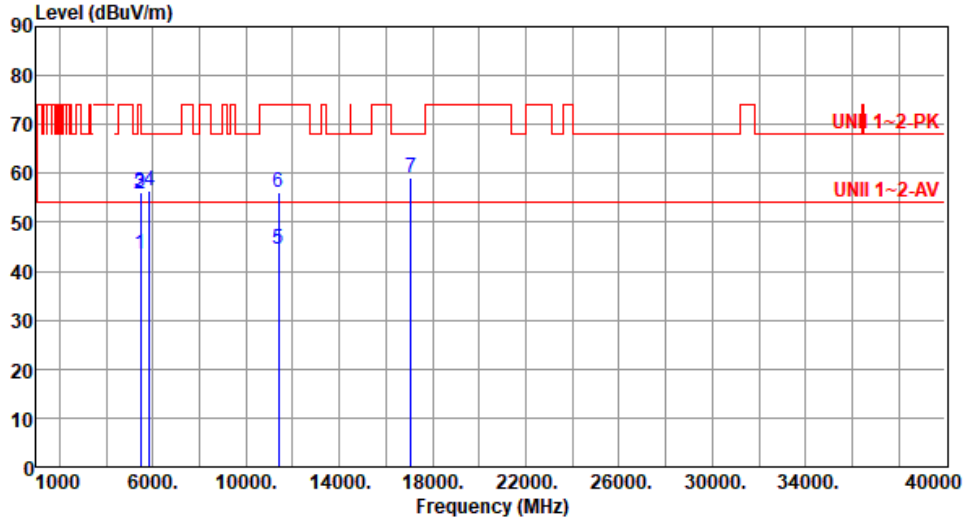
*Factor includes antenna factor , cable loss and amplifier gain

Note 2: Margin (dB) = Emission level (dBuV/m) – Limit (dBuV/m).



Modulation	ax HE80	Test Freq. (MHz)	5690
Polarization	Vertical		

Test By : Sean Yu Temperature(°C): 25 Humidity(%): 61



	Freq. MHz	Emission level dBuV/m	Limit dBuV/m	Margin dB	SA reading dBuV	Factor dB/m	Remark	ANT High cm	Turn Table deg
1	5460.00	43.56	54.00	-10.44	43.59	-0.03	Average	224	206
2	5460.00	55.80	74.00	-18.20	55.83	-0.03	Peak	224	206
3	5470.00	56.12	68.20	-12.08	56.13	-0.01	Peak	224	206
4	5850.00	56.52	68.20	-11.68	55.77	0.75	Peak	224	206
5	11380.00	44.34	54.00	-9.66	37.37	6.97	Average	100	178
6	11380.00	56.23	74.00	-17.77	49.26	6.97	Peak	100	178
7	17070.00	59.21	68.20	-8.99	53.16	6.05	Peak	100	217

Note 1: Emission Level (dBuV/m) = SA Reading (dBuV) + Factor* (dB/m)

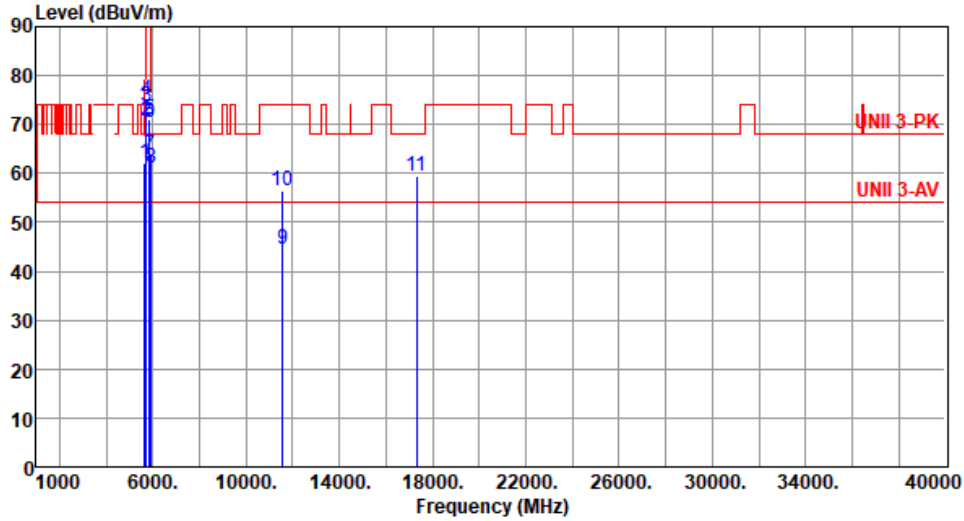
*Factor includes antenna factor , cable loss and amplifier gain

Note 2: Margin (dB) = Emission level (dBuV/m) – Limit (dBuV/m).



Modulation	ax HE80	Test Freq. (MHz)	5775
Polarization	Horizontal		

Test By : Sean Yu Temperature(°C): 25 Humidity(%): 61



	Freq. MHz	Emission level dBuV/m	Limit dBuV/m	Margin dB	SA reading dBuV	Factor dB/m	Remark	ANT High cm	Turn Table deg
1	5650.00	62.17	68.20	-6.03	62.03	0.14	Peak	194	297
2	5700.00	70.78	105.20	-34.42	70.42	0.36	Peak	194	297
3	5720.00	73.67	110.80	-37.13	73.21	0.46	Peak	194	297
4	5725.00	74.97	122.20	-47.23	74.49	0.48	Peak	194	297
5	5850.00	71.07	122.20	-51.13	70.32	0.75	Peak	194	297
6	5855.00	70.51	110.80	-40.29	69.73	0.78	Peak	194	297
7	5875.00	63.80	105.20	-41.40	62.93	0.87	Peak	194	297
8	5925.00	61.19	68.20	-7.01	60.12	1.07	Peak	194	297
9	11550.00	44.59	54.00	-9.41	37.58	7.01	Average	100	213
10	11550.00	56.58	74.00	-17.42	49.57	7.01	Peak	100	213
11	17325.00	59.42	68.20	-8.78	53.32	6.10	Peak	100	226

Note 1: Emission Level (dBuV/m) = SA Reading (dBuV) + Factor* (dB/m)

*Factor includes antenna factor , cable loss and amplifier gain

Note 2: Margin (dB) = Emission level (dBuV/m) – Limit (dBuV/m).



Modulation	ax HE80		Test Freq. (MHz)	5775					
Polarization	Vertical								
Test By : Sean Yu		Temperature(°C): 25		Humidity(%): 61					
	Freq.	Emission level	Limit	Margin	SA reading	Factor	Remark	ANT High	Turn Table
	MHz	dBuV/m	dBuV/m	dB	dBuV	dB/m		cm	deg
1	5650.00	66.97	68.20	-1.23	66.83	0.14	Peak	161	332
2	5700.00	76.49	105.20	-28.71	76.13	0.36	Peak	161	332
3	5720.00	80.17	110.80	-30.63	79.71	0.46	Peak	161	332
4	5725.00	81.13	122.20	-41.07	80.65	0.48	Peak	161	332
5	5850.00	78.19	122.20	-44.01	77.44	0.75	Peak	161	332
6	5855.00	77.16	110.80	-33.64	76.38	0.78	Peak	161	332
7	5875.00	70.39	105.20	-34.81	69.52	0.87	Peak	161	332
8	5925.00	62.27	68.20	-5.93	61.20	1.07	Peak	161	332
9	11550.00	44.55	54.00	-9.45	37.54	7.01	Average	100	154
10	11550.00	56.65	74.00	-17.35	49.64	7.01	Peak	100	154
11	17325.00	59.32	68.20	-8.88	53.22	6.10	Peak	100	214
<p>Note 1: Emission Level (dBuV/m) = SA Reading (dBuV) + Factor* (dB/m) *Factor includes antenna factor , cable loss and amplifier gain Note 2: Margin (dB) = Emission level (dBuV/m) – Limit (dBuV/m).</p>									



Unwanted Emissions (Above 1GHz) for ax HE160

Modulation	ax HE160	Test Freq. (MHz)	5570						
Polarization	Horizontal								
Test By : Sean Yu Temperature(°C): 25 Humidity(%): 61									
	Freq. MHz	Emission level dBUV/m	Limit dBUV/m	Margin dB	SA reading dBUV	Factor dB/m	Remark	ANT High cm	Turn Table deg
1	5460.00	46.48	54.00	-7.52	46.51	-0.03	Average	100	143
2	5460.00	56.51	74.00	-17.49	56.54	-0.03	Peak	100	143
3	5470.00	57.37	68.20	-10.83	57.38	-0.01	Peak	100	143
4	5725.00	58.14	68.20	-10.06	57.66	0.48	Peak	100	143
5	11140.00	42.89	54.00	-11.11	35.86	7.03	Average	100	176
6	11140.00	56.24	74.00	-17.76	49.21	7.03	Peak	100	176
7	16710.00	58.40	68.20	-9.80	52.16	6.24	Peak	100	206

Note 1: Emission Level (dBUV/m) = SA Reading (dBUV) + Factor* (dB/m)

*Factor includes antenna factor , cable loss and amplifier gain

Note 2: Margin (dB) = Emission level (dBUV/m) – Limit (dBUV/m).



Modulation	ax HE160	Test Freq. (MHz)	5570																																																																																	
Polarization	Vertical																																																																																			
Test By : Sean Yu Temperature(°C): 25 Humidity(%): 61																																																																																				
	<table border="1"> <thead> <tr> <th></th> <th>Freq. MHz</th> <th>Emission level dBuV/m</th> <th>Limit dBuV/m</th> <th>Margin dB</th> <th>SA reading dBuV</th> <th>Factor dB/m</th> <th>Remark</th> <th>ANT High cm</th> <th>Turn Table deg</th> </tr> </thead> <tbody> <tr> <td>1</td> <td>5460.00</td> <td>50.18</td> <td>54.00</td> <td>-3.82</td> <td>50.21</td> <td>-0.03</td> <td>Average</td> <td>175</td> <td>2</td> </tr> <tr> <td>2</td> <td>5460.00</td> <td>62.25</td> <td>74.00</td> <td>-11.75</td> <td>62.28</td> <td>-0.03</td> <td>Peak</td> <td>175</td> <td>2</td> </tr> <tr> <td>3</td> <td>5470.00</td> <td>63.43</td> <td>68.20</td> <td>-4.77</td> <td>63.44</td> <td>-0.01</td> <td>Peak</td> <td>175</td> <td>2</td> </tr> <tr> <td>4</td> <td>5725.00</td> <td>63.99</td> <td>68.20</td> <td>-4.21</td> <td>63.51</td> <td>0.48</td> <td>Peak</td> <td>175</td> <td>2</td> </tr> <tr> <td>5</td> <td>11140.00</td> <td>42.82</td> <td>54.00</td> <td>-11.18</td> <td>35.79</td> <td>7.03</td> <td>Average</td> <td>100</td> <td>172</td> </tr> <tr> <td>6</td> <td>11140.00</td> <td>56.48</td> <td>74.00</td> <td>-17.52</td> <td>49.45</td> <td>7.03</td> <td>Peak</td> <td>100</td> <td>172</td> </tr> <tr> <td>7</td> <td>16710.00</td> <td>58.85</td> <td>68.20</td> <td>-9.35</td> <td>52.61</td> <td>6.24</td> <td>Peak</td> <td>100</td> <td>47</td> </tr> </tbody> </table>		Freq. MHz	Emission level dBuV/m	Limit dBuV/m	Margin dB	SA reading dBuV	Factor dB/m	Remark	ANT High cm	Turn Table deg	1	5460.00	50.18	54.00	-3.82	50.21	-0.03	Average	175	2	2	5460.00	62.25	74.00	-11.75	62.28	-0.03	Peak	175	2	3	5470.00	63.43	68.20	-4.77	63.44	-0.01	Peak	175	2	4	5725.00	63.99	68.20	-4.21	63.51	0.48	Peak	175	2	5	11140.00	42.82	54.00	-11.18	35.79	7.03	Average	100	172	6	11140.00	56.48	74.00	-17.52	49.45	7.03	Peak	100	172	7	16710.00	58.85	68.20	-9.35	52.61	6.24	Peak	100	47			
	Freq. MHz	Emission level dBuV/m	Limit dBuV/m	Margin dB	SA reading dBuV	Factor dB/m	Remark	ANT High cm	Turn Table deg																																																																											
1	5460.00	50.18	54.00	-3.82	50.21	-0.03	Average	175	2																																																																											
2	5460.00	62.25	74.00	-11.75	62.28	-0.03	Peak	175	2																																																																											
3	5470.00	63.43	68.20	-4.77	63.44	-0.01	Peak	175	2																																																																											
4	5725.00	63.99	68.20	-4.21	63.51	0.48	Peak	175	2																																																																											
5	11140.00	42.82	54.00	-11.18	35.79	7.03	Average	100	172																																																																											
6	11140.00	56.48	74.00	-17.52	49.45	7.03	Peak	100	172																																																																											
7	16710.00	58.85	68.20	-9.35	52.61	6.24	Peak	100	47																																																																											
Note 1: Emission Level (dBuV/m) = SA Reading (dBuV) + Factor* (dB/m) *Factor includes antenna factor , cable loss and amplifier gain Note 2: Margin (dB) = Emission level (dBuV/m) – Limit (dBuV/m).																																																																																				



Frequency: 5300 MHz	Frequency Drift (ppm)			
Temperature (°C)	0 minute	2 minutes	5 minutes	10 minutes
T20°CVmax	9.60	9.87	10.27	9.41
T20°CVmin	10.88	11.47	10.85	10.63
T40°CVnom	-4.27	-4.73	-4.43	-4.44
T30°CVnom	6.35	6.12	6.59	6.86
T20°CVnom	10.52	10.88	10.57	10.39
T10°CVnom	13.33	13.37	13.49	12.84
T0°CVnom	17.09	17.82	17.06	17.14
Vnom [V]: 120	Vmax [V]: 138		Vmin [V]: 102	
Tnom [°C]: 20	Tmax [°C]: 40		Tmin [°C]: 0	

Frequency: 5785 MHz	Frequency Drift (ppm)			
Temperature (°C)	0 minute	2 minutes	5 minutes	10 minutes
T20°CVmax	0.02	-0.10	0.18	0.25
T20°CVmin	-0.55	-0.39	0.23	-0.44
T40°CVnom	-4.09	-3.70	-3.64	-3.87
T30°CVnom	0.40	0.64	0.69	0.09
T20°CVnom	5.09	4.87	5.04	5.26
T10°CVnom	10.18	10.66	10.42	9.82
T0°CVnom	14.29	14.62	14.78	14.93
Vnom [V]: 120	Vmax [V]: 138		Vmin [V]: 102	
Tnom [°C]: 20	Tmax [°C]: 40		Tmin [°C]: 0	