

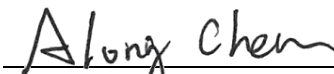
FCC DFS Test Report

FCC ID : HDC-17600070F1
Equipment : WiFi 6 2.5G Router
(Refer to item 1.1.1 for more details)
Model No. : SDG-8612
(Refer to item 1.1.1 for more details)
Brand Name : Adtran
Applicant : Adtran
Address : 901 Explorer Boulevard, Huntsville, Alabama,
United States, 35806-2807
Standard : 47 CFR FCC Part 15.407
Received Date : Apr. 18, 2023
Tested Date : May 19 ~ May 23, 2023
Operating Mode : Master

We, International Certification Corporation, would like to declare that the tested sample has been evaluated and in compliance with the requirement of the above standards. The test results contained in this report refer exclusively to the product. It shall not be reproduced except in full without the written approval of our laboratory.

Reviewed by:

Approved by:



Along Chen / Assistant Manager



Gary Chang / Manager

Table of Contents

1	GENERAL DESCRIPTION	5
1.1	Information.....	5
1.2	Support Equipment List	7
1.3	The Equipment List	7
1.4	Testing Condition	8
1.5	Testing Facility	8
1.6	Test Standards	8
1.7	Deviation from Test Standard and Measurement Procedure.....	8
1.8	Measurement Uncertainty	8
2	TECHNICAL REQUIREMENTS FOR DFS.....	9
2.1	Applicability of DFS Requirements.....	9
2.2	DFS Detection Thresholds and Response Requirement	10
2.3	Radar Test Waveforms	11
3	DFS TEST RESULTS	17
3.1	DFS Detection Threshold levels.....	17
3.2	UNII Detection Bandwidth	19
3.3	Channel Availability Check (CAC).....	27
3.4	In-Service Monitoring	31
3.5	Statistical Performance Check	36
4	TEST LABORATORY INFORMATION	99

Release Record

Report No.	Version	Description	Issued Date
FZ341804	Rev. 01	Initial issue	Jun. 02, 2023

Summary of Test Results

FCC Rules		Description of Test	Result
FCC 15.407	KDB 905462 D02	Non-Occupancy Period	Pass
FCC 15.407	KDB 905462 D02	DFS Detection Threshold	Pass
FCC 15.407	KDB 905462 D02	Channel Availability Check Time	Pass
FCC 15.407	KDB 905462 D02	U-NII Detection Bandwidth	Pass
FCC 15.407	KDB 905462 D02	Channel Closing Transmission Time	Pass
FCC 15.407	KDB 905462 D02	Channel Move Time	Pass

Declaration of Conformity:

The test results with all measurement uncertainty excluded are presented in accordance with the regulation limits or requirements declared by manufacturers.

Comments and Explanations:

The declared of product specification for EUT presented in the report are provided by the manufacturer, and the manufacturer takes all the responsibilities for the accuracy of product specification.

1 General Description

1.1 Information

1.1.1 Product Details

The following models are provided to this EUT.

Brand Name	Model Name	Product Name	Description
Adtran	SDG-8612	WiFi 6 2.5G Router	2.5G RJ45 WAN port
	SDG-8614	WiFi 6 SFP Router	2.5G SFP WAN port

1.1.2 Specification of the Equipment under Test (EUT)

Frequency Range (GHz)	5.15~5.25, 5.25~5.35, 5.47~5.725, 5.725~5.85
Wireless Function	11a / HT20 / HT40 / VHT20 / VHT40 / VHT80 / VHT160 / HE20 / HE40 / HE80 / HE160
TDWR band(5600-5650MHz)	<input checked="" type="checkbox"/> Supported <input type="checkbox"/> Not Supported
Operating Mode at DFS Band	Master
Firmware / Software Version	12.1.1.101

1.1.3 Antenna Details

Ant. No.	Type	Connector	Operating Frequencies (MHz) / Antenna Gain (dBi)	
			5250~5350	5470~5725
1	PIFA	UFL	3.749	2.763
2	PIFA	UFL	3.951	3.35
3	PIFA	UFL	3.956	4.111
4	PIFA	UFL	4.053	4.12

Note: Lowest gain antenna is selected for DFS test.

1.1.4 Highest and Possible Lowest Power Level

Non-beamforming mode

Highest Power Level and Possible Lowest Power Level				
Frequency Band	Highest RF Output Power (dBm)	Highest EIRP (dBm)	Lowest RF Output Power (dBm)	Lowest EIRP (dBm)
5.3G	21.63	25.683	15.63	19.683
5.6G	23.69	27.81	17.69	21.81

Beamforming mode

Highest Power Level and Possible Lowest Power Level				
Frequency Band	Highest RF Output Power (dBm)	Highest EIRP (dBm)	Lowest RF Output Power (dBm)	Lowest EIRP (dBm)
5.3G	19.91	29.859	13.91	23.859
5.6G	20.26	29.885	14.26	23.885

1.2 Support Equipment List

Support Equipment List				
No.	Equipment	Brand Name	Model Name	FCC ID
1	Wireless Card	Intel	AX200NGW	PD9AX200NG
2	Notebook	DELL	LATITUDE-E6430	S/N: 9ZFB4X1

1.3 The Equipment List

Test Site	DF01-WS				
Tested Date	May 19 ~ May 23, 2023				
Instrument	Manufacturer	Model No.	Serial No.	Calibration Date	Calibration Until
Spectrum Analyzer	R&S	FSV7	101607	Feb. 03, 2023	Feb. 02, 2024
Horn Antenna 1G-18G	ETS-LINDGREN	3115	00149268	Oct. 12, 2022	Oct. 11, 2023
RF Cable	HUBER+SUHNER	SUCOFLEX_104	MY15686/4	Oct. 13, 2022	Oct. 12, 2023
RF Cable	HUBER+SUHNER	SUCOFLEX_104	296081/4	Oct. 13, 2022	Oct. 12, 2023
RF Cable	HUBER+SUHNER	SUCOFLEX_104	329023/4	Oct. 13, 2022	Oct. 12, 2023
RF Cable	HUBER+SUHNER	SUCOFLEX_104	329021/4	Oct. 13, 2022	Oct. 12, 2023
Vector signal generator	R&S	SMJ100A	100498	Feb. 06, 2023	Feb. 05, 2024
Splitter (1X2)	WOKEN	2WAYDIV	12101200003	Oct. 13, 2022	Oct. 12, 2023
Splitter (1X4)	WOKEN	4WAYDIV	0120A042011010	Oct. 13, 2022	Oct. 12, 2023
Attenuator	woken	PE7013-10	10-1	Oct. 13, 2022	Oct. 12, 2023
Attenuator	woken	PE7013-10	10-2	Oct. 13, 2022	Oct. 12, 2023
Attenuator	woken	PE7013-20	20-1	Oct. 13, 2022	Oct. 12, 2023
Attenuator	woken	PE7013-20	20-2	Oct. 13, 2022	Oct. 12, 2023
20dB Attenuator	MVE	MVE2462-20	16050401	Oct. 13, 2022	Oct. 12, 2023
30dB Attenuator	MVE	MVE2462-30	16050401	Oct. 13, 2022	Oct. 12, 2023
Direction Coupler	Marvelous Microwave	MVE4514-20	20	Oct. 13, 2022	Oct. 12, 2023
Measurement Software	ICC	DFS	V1.3.30	NA	NA

Note: Calibration Interval of instruments listed above is one year.

1.4 Testing Condition

Test Item	Test Site	Ambient Condition	Tested By
DFS	DF01-WS	22°C / 67%	Jack Li

- FCC Designation No.: TW2732
- FCC site registration No.: 181692
- ISED#: 10807A
- CAB identifier: TW2732

1.5 Testing Facility

Test Laboratory	International Certification Corporation
Test Site	DF01-WS
Address of Test Site	No.3-1, Lane 6, Wen San 3rd St., Kwei Shan Dist., Tao Yuan City 33381, Taiwan (R.O.C.)

1.6 Test Standards

- 47 CFR FCC Part 15.407
- FCC KDB 905462 D02 UNII DFS Compliance Procedures New Rules v02
- FCC KDB 905462 D04 Operational Modes for DFS Testing v01
- FCC KDB 905462 D06 802 11 Channel Plans New Rules v02

1.7 Deviation from Test Standard and Measurement Procedure

None

1.8 Measurement Uncertainty

The measurement uncertainties given below are based on a 95% confidence level (based on a coverage factor (k=2)).

Measurement Uncertainty	
Parameters	Uncertainty
Time	±0.1%

2 Technical Requirements for DFS

2.1 Applicability of DFS Requirements

2.1.1 Applicability of DFS Requirements Prior to use of a Channel

Requirement	Operational Mode		
	Master	Client Without Radar Detection	Client With Radar Detection
Non-Occupancy Period	Yes	Not required	Yes
DFS Detection Threshold	Yes	Not required	Yes
Channel Availability Check Time	Yes	Not required	Not required
U-NII Detection Bandwidth	Yes	Not required	Yes

2.1.2 Applicability of DFS Requirements during Normal Operation

Requirement	Operational Mode	
	Master or Client With Radar Detection	Client Without Radar Detection
DFS Detection Threshold	Yes	Not required
Channel Closing Transmission Time	Yes	Yes
Channel Move Time	Yes	Yes
U-NII Detection Bandwidth	Yes	Not required

Additional requirements for devices with multiple bandwidth modes	Operational Mode	
	Master or Client With Radar Detection	Client Without Radar Detection
U-NII Detection Bandwidth and Statistical Performance Check	All BW modes must be tested	Not required
Channel Move Time and Channel Closing Transmission Time	Test using widest BW mode available	Test using the widest BW mode available for the link
All other tests	Any single BW mode	Not required

Note: Frequencies selected for statistical performance check should include several frequencies within the radar detection bandwidth and frequencies near the edge of the radar detection bandwidth. For 802.11 devices it is suggested to select frequencies in all 20 MHz channel blocks and a null frequencies between the bonded 20 MHz channel blocks.

2.2 DFS Detection Thresholds and Response Requirement

Below table provides the DFS Detection Thresholds for Master Devices as well as Client Devices incorporating In-Service Monitoring.

DFS Detection Thresholds for Master Devices and Client Devices With Radar Detection.

Maximum Transmit Power	Value (See Notes 1 , 2 and 3)
EIRP \geq 200 milliwatt	-64 dBm
EIRP < 200 milliwatt and power spectral density < 10 dBm / MHz	-62 dBm
EIRP < 200 milliwatt and that do not meet the power spectral density requirement	-64 dBm

Note 1: This is the level at the input of the receiver assuming a 0 dBi receive antenna.
 Note 2: Throughout these test procedures an additional 1 dB has been added to the amplitude of the test transmission waveforms to account for variations in measurement equipment. This will ensure that the test signal is at or above the detection threshold level to trigger a DFS response.
 Note3: EIRP is based on the highest antenna gain. For MIMO devices refer to KDB Publication 662911 D01.

DFS Response Requirement Values

Parameter	Value
Non-occupancy period	Minimum 30 minutes.
Channel Availability Check Time	60 seconds.
Channel Move Time	10 seconds. (See Note 1.)
Channel Closing Transmission Time	200 milliseconds + an aggregate of 60 milliseconds over remaining 10 second period. (See Notes 1 and 2.)
U-NII Detection Bandwidth	Minimum 100% of the U- NII 99% transmission power bandwidth. (See Note 3.)

Note 1: Channel Move Time and the Channel Closing Transmission Time should be performed with Radar Type 0. The measurement timing begins at the end of the Radar Type 0 burst.
Note 2: The Channel Closing Transmission Time is comprised of 200 milliseconds starting at the beginning of the Channel Move Time plus any additional intermittent control signals required to facilitate a Channel move (an aggregate of 60 milliseconds) during the remainder of the 10 second period. The aggregate duration of control signals will not count quiet periods in between transmissions.
Note 3: During the U-NII Detection Bandwidth detection test, radar type 0 should be used. For each frequency step the minimum percentage of detection is 90 percent. Measurements are performed with no data traffic.

2.3 Radar Test Waveforms

This section provides the parameters for required test waveforms, minimum percentage of successful detections, and the minimum number of trials that must be used for determining DFS conformance. Step intervals of 0.1 microsecond for Pulse Width, 1 microsecond for PRI, 1 MHz for chirp width and 1 for the number of pulses will be utilized for the random determination of specific test waveforms.

2.3.1 Short Pulse Radar Test Waveforms

Radar Type	Pulse Width (μsec)	PRI (μsec)	Number of Pulses	Minimum Percentage of Successful Detection	Minimum Number of Trials
0	1	1428	18	See Note1	See Note1
1		Test A: 15 unique PRI values randomly selected from the list of 23 PRI values in Table 5a Test B: 15 unique PRI values randomly selected within the range of 518-3066 μ sec, with a minimum increment of 1 μsec, excluding PRI values selected in Test A	$\text{Roundup} \left\{ \begin{array}{l} \left(\frac{1}{360} \right) \\ \left(\frac{19 \cdot 10^6}{\text{PRI}_{\mu\text{sec}}} \right) \end{array} \right\}$	60%	30
2	1-5	150-230	23-29	60%	30
3	6-10	200-500	16-18	60%	30
4	11-20	200-500	12-16	60%	30
Aggregate (Radar Types 1-4)				80%	120
Note 1: Short Pulse Radar Type 0 should be used for the detection bandwidth test, channel move time, and channel closing time tests.					

A minimum of 30 unique waveforms are required for each of the Short Pulse Radar Types 2 through 4. If more than 30 waveforms are used for Short Pulse Radar Types 2 through 4, then each additional waveform must also be unique and not repeated from the previous waveforms. If more than 30 waveforms are used for Short Pulse Radar Type 1, then each additional waveform is generated with Test B and must also be unique and not repeated from the previous waveforms in Tests A or B.

Pulse Repetition Intervals Values for Test A

Pulse Repetition Frequency Number	Pulse Repetition Frequency (Pulses Per Second)	Pulse Repetition Interval (Microseconds)
1	1930.5	518
2	1858.7	538
3	1792.1	558
4	1730.1	578
5	1672.2	598
6	1618.1	618
7	1567.4	638
8	1519.8	658
9	1474.9	678
10	1432.7	698
11	1392.8	718
12	1355	738
13	1319.3	758
14	1285.3	778
15	1253.1	798
16	1222.5	818
17	1193.3	838
18	1165.6	858
19	1139	878
20	1113.6	898
21	1089.3	918
22	1066.1	938
23	326.2	3066

2.3.2 Long Pulse Radar Test Waveform

Radar Type	Pulse Width (μsec)	Chirp Width (MHz)	PRI (μsec)	Number of Pulses per Burst	Number of Bursts	Minimum Percentage of Successful Detection	Minimum Number of Trials
5	50-100	5-20	1000-2000	1-3	8-20	80%	30

The parameters for this waveform are randomly chosen. Thirty unique waveforms are required for the Long Pulse Radar Type waveforms. If more than 30 waveforms are used for the Long Pulse Radar Type waveforms, then each additional waveform must also be unique and not repeated from the previous waveforms.

2.3.3 Frequency Hopping Radar Test Waveform

Radar Type	Pulse Width (μsec)	PRI (μsec)	Pulses per Hop	Hopping Rate (kHz)	Hopping Sequence Length (msec)	Minimum Percentage of Successful Detection	Minimum Number of Trials
6	1	333	9	0.333	300	70%	30

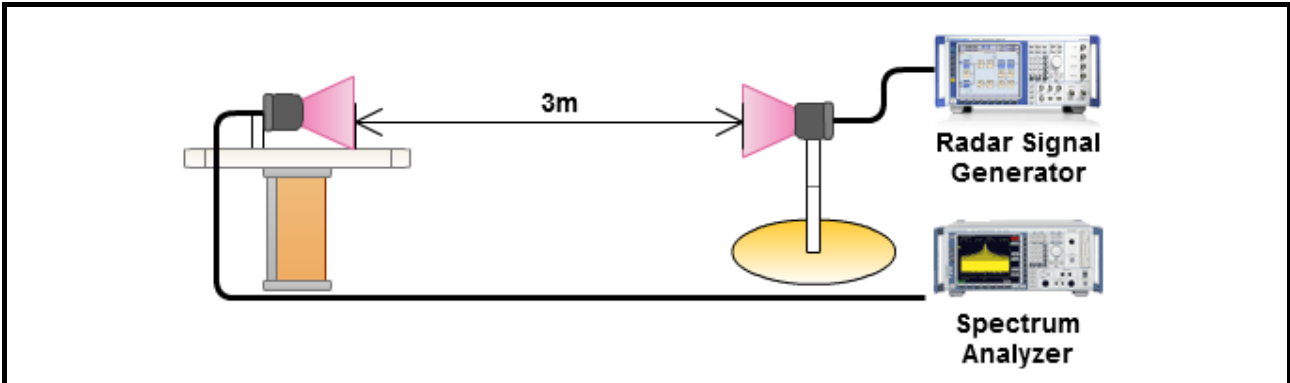
For the Frequency Hopping Radar Type, the same *Burst* parameters are used for each waveform. The hopping sequence is different for each waveform and a 100-length segment is selected from the hopping sequence defined by the following algorithm:

The first frequency in a hopping sequence is selected randomly from the group of 475 integer frequencies from 5250 – 5724 MHz. Next, the frequency that was just chosen is removed from the group and a frequency is randomly selected from the remaining 474 frequencies in the group. This process continues until all 475 frequencies are chosen for the set. For selection of a random frequency, the frequencies remaining within the group are always treated as equally likely

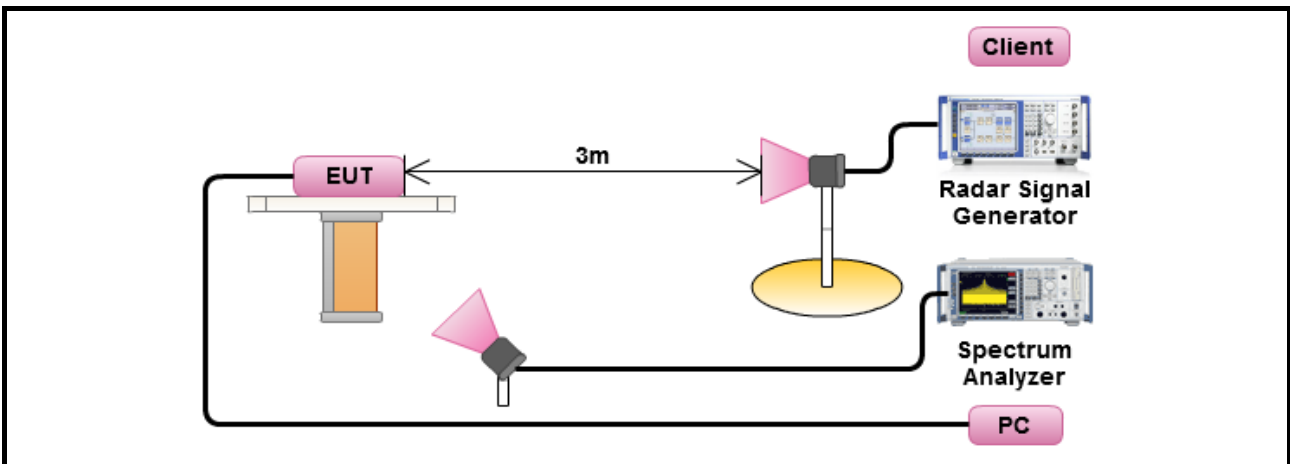
2.3.4 Radar waveform generation

A Vector Signal Generator is used for the DFS signal generation. This instrument is capable of generating all the above waveforms with Pulse Sequencer Software. The R&S Pulse Sequencer Software comes as a stand-alone PC based software with preconfigured project files for DFS. It simplifies the generation of all required waveforms and offers a one box solution

2.3.5 Calibration Setup for DFS Detection Threshold levels



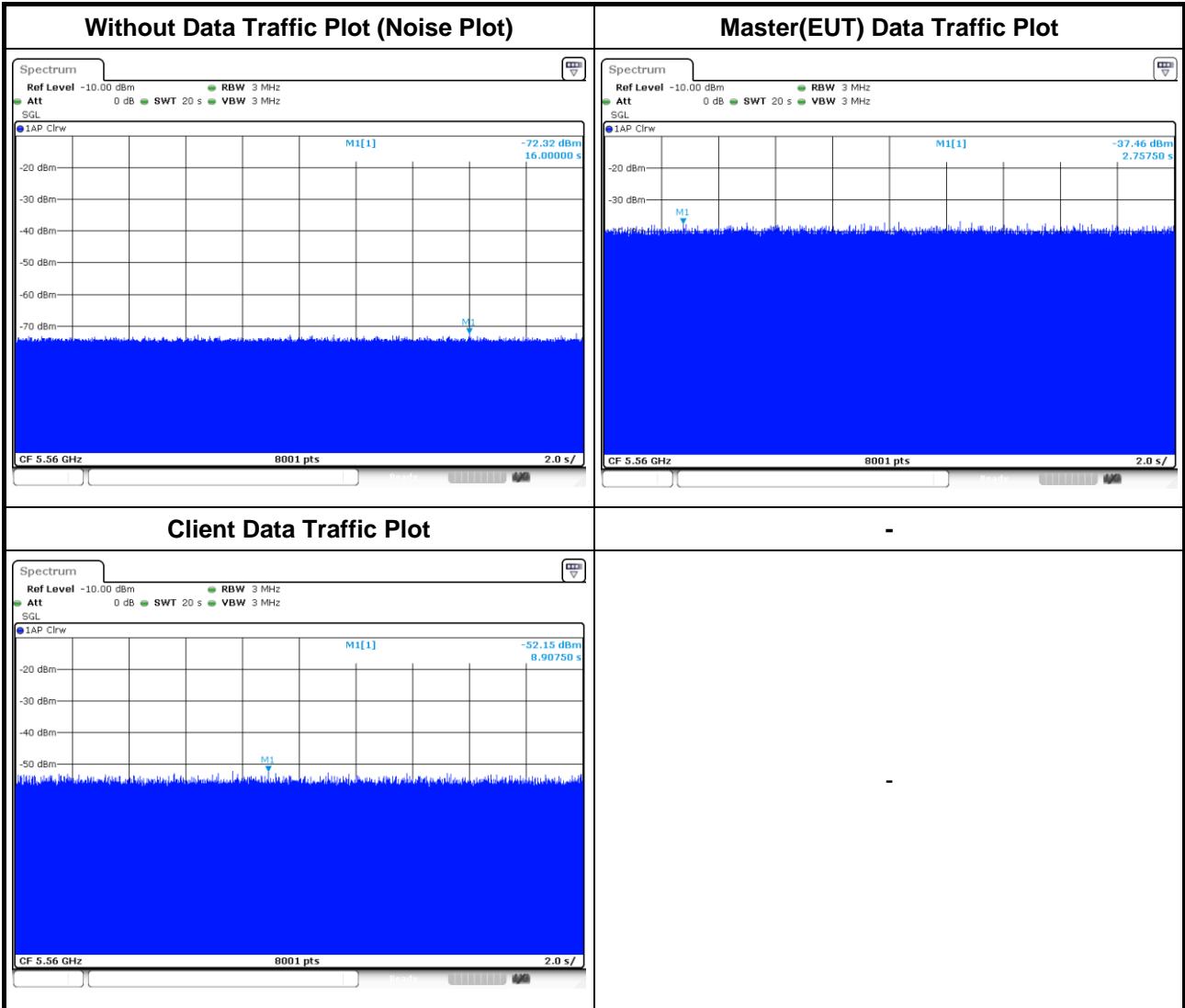
2.3.6 DFS Test Setup



2.3.7 Channel Loading/Data Streaming

- IP Based (Load Based) - stream the test file from the Master to the Client.
- The data file must be of a type that is typical for the device (i.e., MPEG-2, MPEG-4, WAV, MP3, MP4, AVI, etc.) and must generally be transmitting in a streaming mode.
- Minimum channel loading of approximately 17 %

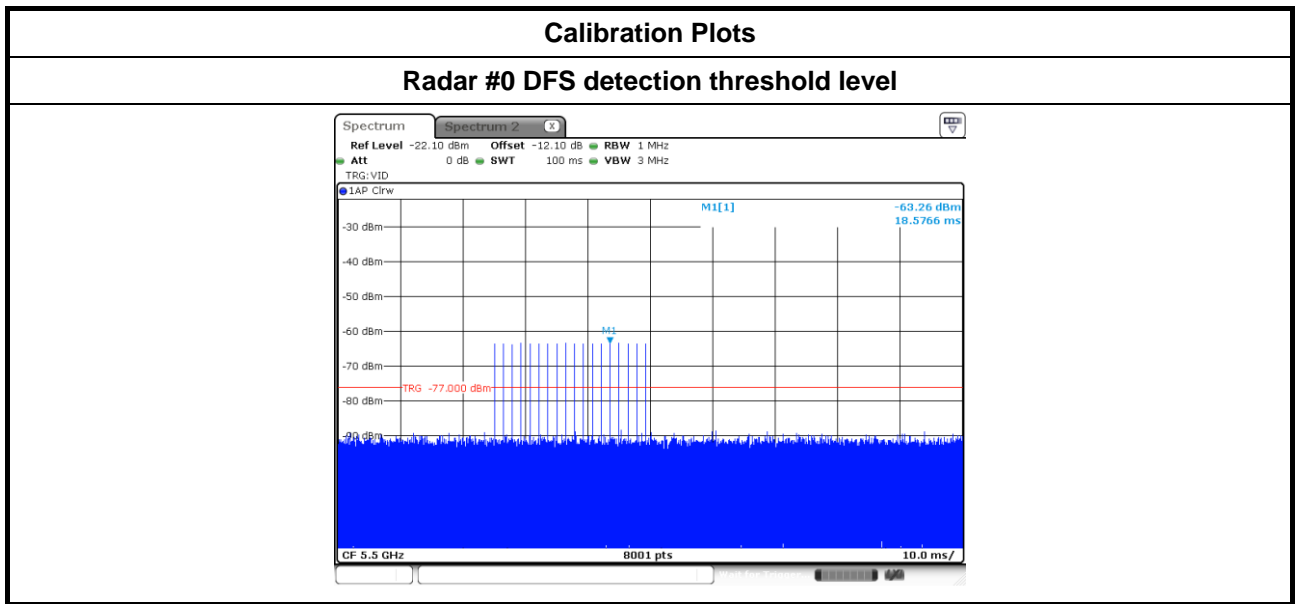




3 DFS Test Results

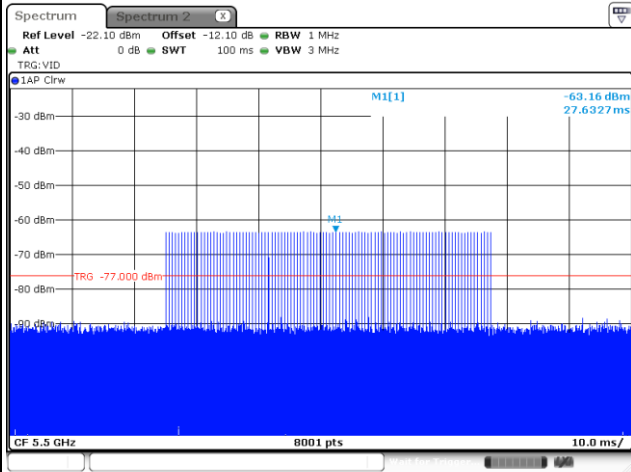
3.1 DFS Detection Threshold levels

Master DFS Threshold Level
DFS Threshold level: -63 dBm
The Interference Radar Detection Threshold Level is $(-64\text{dBm}) + (1) = -63 \text{ dBm}$. That had been taken into account the master output power range and antenna gain.

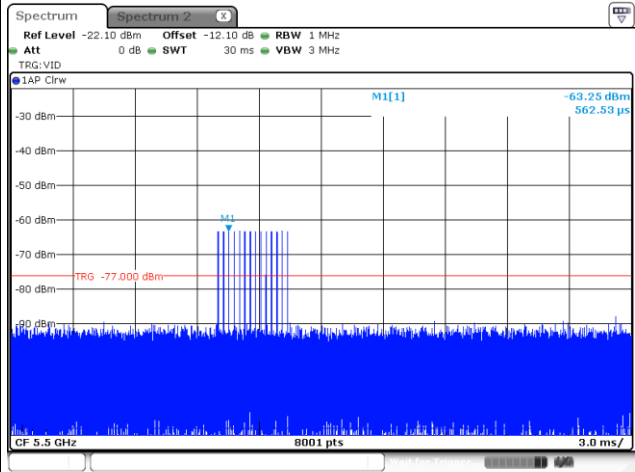


Calibration Plots

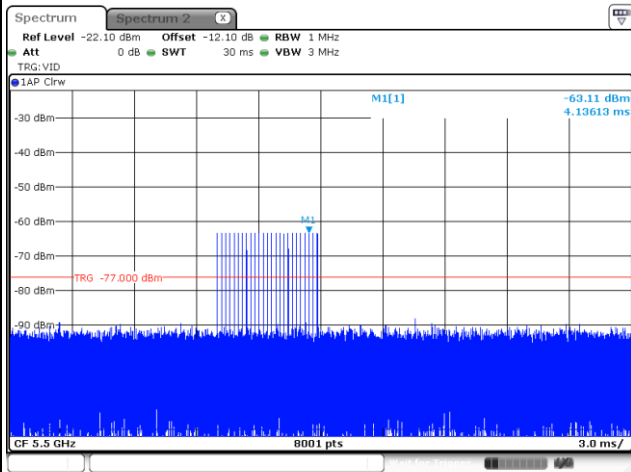
Radar #1 DFS detection threshold level



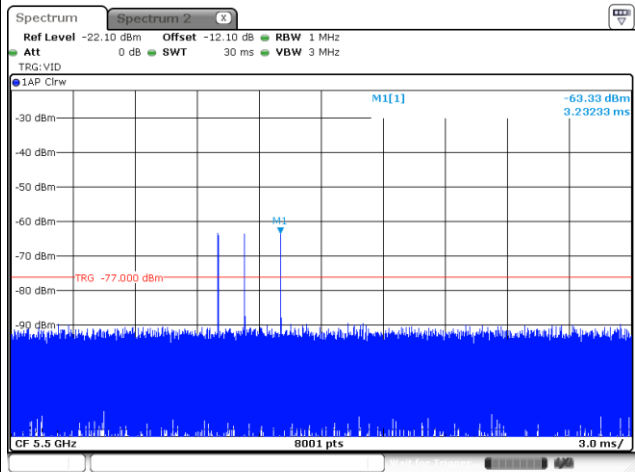
Radar #4 DFS detection threshold level



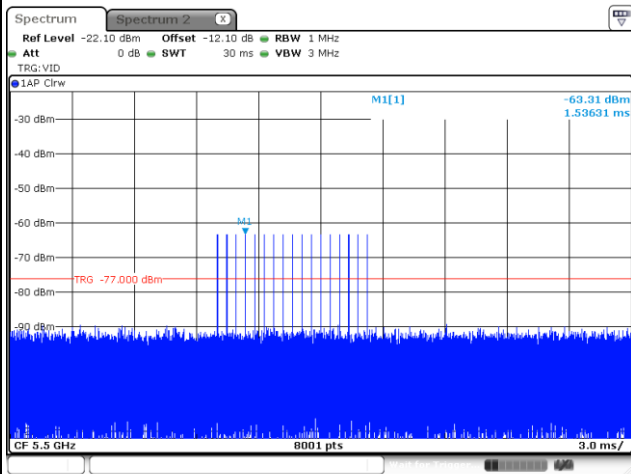
Radar #2 DFS detection threshold level



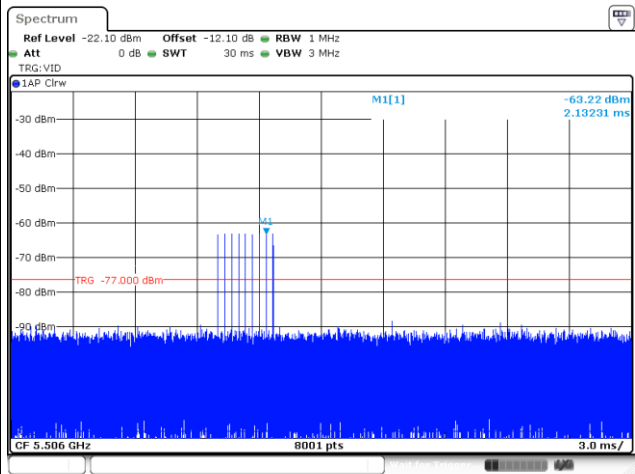
Radar #5 DFS detection threshold level



Radar #3 DFS detection threshold level



Radar #6 DFS detection threshold level



3.2 UNII Detection Bandwidth

3.2.1 UNII Detection Bandwidth Limi

Channel Bandwidth (MHz)	99% Power Bandwidth (MHz)	UNII Detection Bandwidth (MHz)
20	18.97	19
40	37.96	38
80	78.24	79
160	156.72	157
80 CH 138	78.24	79

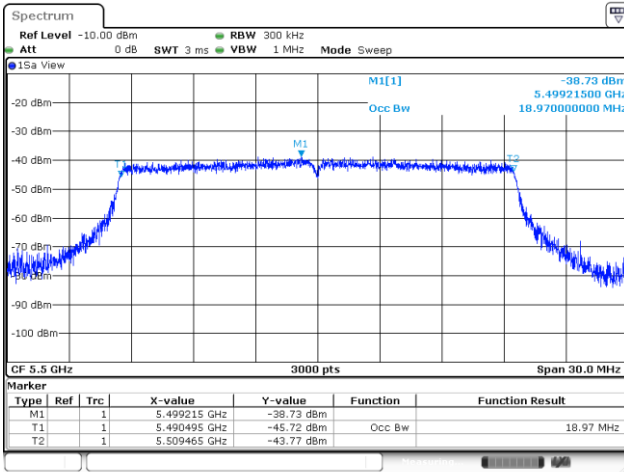
UNII Detection Bandwidths minimum 100% of the 99% power bandwidth. A single radar Burst is generated for a minimum of 10 trials, and the response of the UUT is noted. The UUT must detect the Radar Waveform 90% or more of the time.

3.2.2 Test Procedures

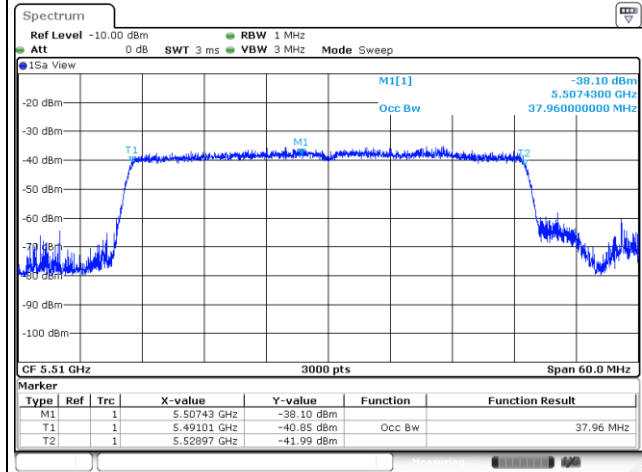
Test Method
<input checked="" type="checkbox"/> Refer as FCC KDB 905462 D02, clause 7.8.1 for UNII Detection Bandwidth test. During the U-NII Detection Bandwidth detection test, radar type 0 is used and for each frequency step the minimum percentage of detection is 90 percent. Measurements are performed with no data traffic. The EUT is set up as a standalone device (no associated Client and no traffic).The radar frequency is increased in 1 MHz steps, repeating the above test sequence, until the detection rate falls below 90%. The highest frequency at which detection is greater than or equal to 90% is denoted as F_H . The radar frequency is decreased in 1 MHz steps, repeating the above test sequence, until the detection rate falls below 90%. The lowest frequency at which detection is greater than or equal to 90% is denoted as F_L . UNII Detection Bandwidth = $F_H - F_L$.

Emission Bandwidth Plots

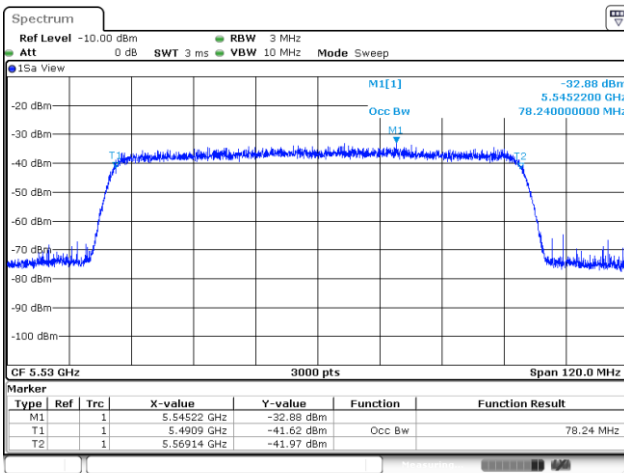
HE20



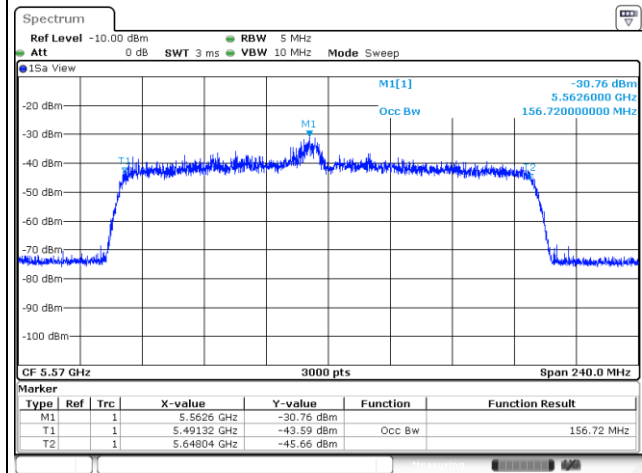
HE40



HE80



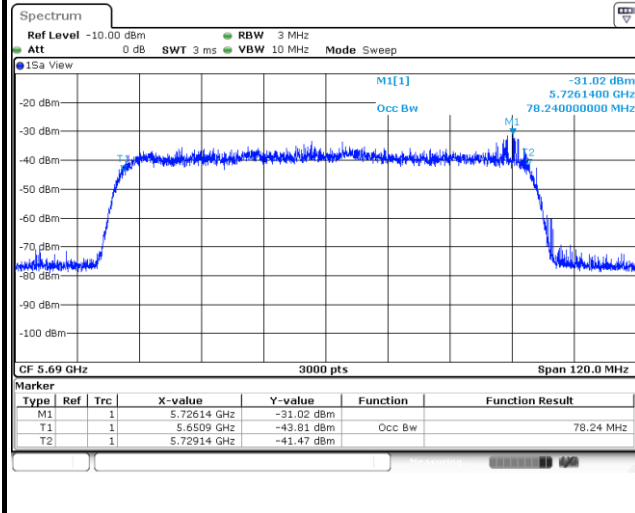
HE160



Emission Bandwidth Plots

HE80 CH 138

--



--

3.2.3 Test Result of UNII Detection Bandwidth

Channel Bandwidth 20MHz

UNII Detection Bandwidth Result													
Radar Type		0											
Channel Bandwidth (MHz)		20											
Test Frequency(MHz)		5500											
Radar Freq. (MHz)	DFS Detection Trials (1=Detection, 0= No Detection)										Detection Rate (%)	Detection Bandwidth(MHz)	
	1	2	3	4	5	6	7	8	9	10			
5490(F_L)	1	1	1	1	1	1	1	1	1	1	1	100	20*
5491	1	1	1	1	1	1	1	1	1	1	1	100	
5492	1	1	1	1	1	1	1	1	1	1	1	100	
5493	1	1	1	1	1	1	1	1	1	1	1	100	
5494	1	1	1	1	1	1	1	1	1	1	1	100	
5495	1	1	1	1	1	1	1	1	1	1	1	100	
5496	1	1	1	1	1	1	1	1	1	1	1	100	
5497	1	1	1	1	1	1	1	1	1	1	1	100	
5498	1	1	1	1	1	1	1	1	1	1	1	100	
5499	1	1	1	1	1	1	1	1	1	1	1	100	
5500	1	1	1	1	1	1	1	1	1	1	1	100	
5501	1	1	1	1	1	1	1	1	1	1	1	100	
5502	1	1	1	1	1	1	1	1	1	1	1	100	
5503	1	1	1	1	1	1	1	1	1	1	1	100	
5504	1	1	1	1	1	1	1	1	1	1	1	100	
5505	1	1	1	1	1	1	1	1	1	1	1	100	
5506	1	1	1	1	1	1	1	1	1	1	1	100	
5507	1	1	1	1	1	1	1	1	1	1	1	100	
5508	1	1	1	1	1	1	1	1	1	1	1	100	
5509	1	1	1	1	1	1	1	1	1	1	1	100	
5510(F_H)	1	1	1	1	1	1	1	1	1	1	1	100	
Limit (MHz)												19	
Result												Complied	

*Detection bandwidth = U-NII Detection Bandwidth = F_H – F_L

Channel Bandwidth 40MHz

UNII Detection Bandwidth Result													
Radar Type		0											
Channel Bandwidth (MHz)		40											
Test Frequency(MHz)		5510											
Radar Freq. (MHz)	DFS Detection Trials (1=Detection, 0= No Detection)											Detection Rate (%)	Detection Bandwidth (MHz)
	1	2	3	4	5	6	7	8	9	10			
5490(F _L)	1	1	1	1	1	1	1	1	1	1	1	100	40*
5491	1	1	1	1	1	1	1	1	1	1	1	100	
5492~5502	1	1	1	1	1	1	1	1	1	1	1	100	
5503	1	1	1	1	1	1	1	1	1	1	1	100	
5504	1	1	1	1	1	1	1	1	1	1	1	100	
5505	1	1	1	1	1	1	1	1	1	1	1	100	
5506	1	1	1	1	1	1	1	1	1	1	1	100	
5507	1	1	1	1	1	1	1	1	1	1	1	100	
5508	1	1	1	1	1	1	1	1	1	1	1	100	
5509	1	1	1	1	1	1	1	1	1	1	1	100	
5510	1	1	1	1	1	1	1	1	1	1	1	100	
5511	1	1	1	1	1	1	1	1	1	1	1	100	
5512	1	1	1	1	1	1	1	1	1	1	1	100	
5513	1	1	1	1	1	1	1	1	1	1	1	100	
5514	1	1	1	1	1	1	1	1	1	1	1	100	
5515	1	1	1	1	1	1	1	1	1	1	1	100	
5516	1	1	1	1	1	1	1	1	1	1	1	100	
5517	1	1	1	1	1	1	1	1	1	1	1	100	
5518~5528	1	1	1	1	1	1	1	1	1	1	1	100	
5529	1	1	1	1	1	1	1	1	1	1	1	100	
5530(F _H)	1	1	1	1	1	1	1	1	1	1	1	100	
Limit (MHz)												38	
Result												Complied	

*Detection bandwidth = U-NII Detection Bandwidth = F_H – F_L

Channel Bandwidth 80MHz

UNII Detection Bandwidth Result													
Radar Type		0											
Channel Bandwidth (MHz)		80											
Test Frequency(MHz)		5530											
Radar Freq. (MHz)	DFS Detection Trials (1=Detection, 0= No Detection)										Detection Rate (%)	Detection Bandwidth (MHz)	
	1	2	3	4	5	6	7	8	9	10			
5490(F _L)	1	1	1	1	1	1	1	1	1	1	1	100	80*
5491	1	1	1	1	1	1	1	1	1	1	1	100	
5492~5522	1	1	1	1	1	1	1	1	1	1	1	100	
5523	1	1	1	1	1	1	1	1	1	1	1	100	
5524	1	1	1	1	1	1	1	1	1	1	1	100	
5525	1	1	1	1	1	1	1	1	1	1	1	100	
5526	1	1	1	1	1	1	1	1	1	1	1	100	
5527	1	1	1	1	1	1	1	1	1	1	1	100	
5528	1	1	1	1	1	1	1	1	1	1	1	100	
5529	1	1	1	1	1	1	1	1	1	1	1	100	
5530	1	1	1	1	1	1	1	1	1	1	1	100	
5531	1	1	1	1	1	1	1	1	1	1	1	100	
5532	1	1	1	1	1	1	1	1	1	1	1	100	
5533	1	1	1	1	1	1	1	1	1	1	1	100	
5534	1	1	1	1	1	1	1	1	1	1	1	100	
5535	1	1	1	1	1	1	1	1	1	1	1	100	
5536	1	1	1	1	1	1	1	1	1	1	1	100	
5537	1	1	1	1	1	1	1	1	1	1	1	100	
5538~5568	1	1	1	1	1	1	1	1	1	1	1	100	
5569	1	1	1	1	1	1	1	1	1	1	1	100	
5570(F _H)	1	1	1	1	1	1	1	1	1	1	1	100	
Limit (MHz)											79		
Result											Complied		

*Detection bandwidth = U-NII Detection Bandwidth = F_H – F_L

Channel Bandwidth 160MHz

UNII Detection Bandwidth Result													
Radar Type		0											
Channel Bandwidth (MHz)		160											
Test Frequency(MHz)		5570											
Radar Freq. (MHz)	DFS Detection Trials (1=Detection, 0= No Detection)										Detection Rate (%)	Detection Bandwidth (MHz)	
	1	2	3	4	5	6	7	8	9	10			
5490(F _L)	1	1	1	1	1	1	1	1	1	1	1	100	160*
5491	1	1	1	1	1	1	1	1	1	1	1	100	
5492~5562	1	1	1	1	1	1	1	1	1	1	1	100	
5563	1	1	1	1	1	1	1	1	1	1	1	100	
5564	1	1	1	1	1	1	1	1	1	1	1	100	
5565	1	1	1	1	1	1	1	1	1	1	1	100	
5566	1	1	1	1	1	1	1	1	1	1	1	100	
5567	1	1	1	1	1	1	1	1	1	1	1	100	
5568	1	1	1	1	1	1	1	1	1	1	1	100	
5569	1	1	1	1	1	1	1	1	1	1	1	100	
5570	1	1	1	1	1	1	1	1	1	1	1	100	
5571	1	1	1	1	1	1	1	1	1	1	1	100	
5572	1	1	1	1	1	1	1	1	1	1	1	100	
5573	1	1	1	1	1	1	1	1	1	1	1	100	
5574	1	1	1	1	1	1	1	1	1	1	1	100	
5575	1	1	1	1	1	1	1	1	1	1	1	100	
5576	1	1	1	1	1	1	1	1	1	1	1	100	
5577	1	1	1	1	1	1	1	1	1	1	1	100	
5578~5648	1	1	1	1	1	1	1	1	1	1	1	100	
5649	1	1	1	1	1	1	1	1	1	1	1	100	
5650(F _H)	1	1	1	1	1	1	1	1	1	1	1	100	
Limit (MHz)											157		
Result											Complied		

*Detection bandwidth = U-NII Detection Bandwidth = F_H – F_L

Channel Bandwidth 80MHz

UNII Detection Bandwidth Result													
Radar Type		0											
Channel Bandwidth (MHz)		80											
Test Frequency(MHz)		5690											
Radar Freq. (MHz)	DFS Detection Trials (1=Detection, 0= No Detection)										Detection Rate (%)	Detection Bandwidth (MHz)	
	1	2	3	4	5	6	7	8	9	10			
5650(F _L)	1	1	1	1	1	1	1	1	1	1	1	100	80*
5651	1	1	1	1	1	1	1	1	1	1	1	100	
5652~5682	1	1	1	1	1	1	1	1	1	1	1	100	
5683	1	1	1	1	1	1	1	1	1	1	1	100	
5684	1	1	1	1	1	1	1	1	1	1	1	100	
5685	1	1	1	1	1	1	1	1	1	1	1	100	
5686	1	1	1	1	1	1	1	1	1	1	1	100	
5687	1	1	1	1	1	1	1	1	1	1	1	100	
5688	1	1	1	1	1	1	1	1	1	1	1	100	
5689	1	1	1	1	1	1	1	1	1	1	1	100	
5690	1	1	1	1	1	1	1	1	1	1	1	100	
5691	1	1	1	1	1	1	1	1	1	1	1	100	
5692	1	1	1	1	1	1	1	1	1	1	1	100	
5693	1	1	1	1	1	1	1	1	1	1	1	100	
5694	1	1	1	1	1	1	1	1	1	1	1	100	
5695	1	1	1	1	1	1	1	1	1	1	1	100	
5696	1	1	1	1	1	1	1	1	1	1	1	100	
5697	1	1	1	1	1	1	1	1	1	1	1	100	
5698~5728	1	1	1	1	1	1	1	1	1	1	1	100	
5729	1	1	1	1	1	1	1	1	1	1	1	100	
5730(F _H)	1	1	1	1	1	1	1	1	1	1	1	100	
Limit (MHz)											79		
Result											Complied		

*Detection bandwidth = U-NII Detection Bandwidth = F_H – F_L

3.3 Channel Availability Check (CAC)

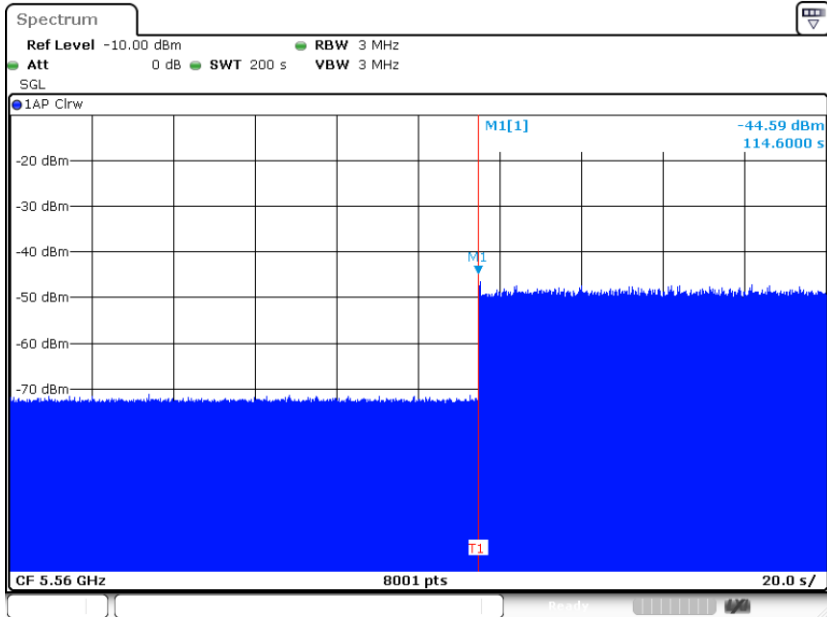
3.3.1 Channel Availability Check Limit

Channel Availability Check Limit	
<input checked="" type="checkbox"/>	The EUT shall perform a Channel Availability Check to ensure that there is no radar operating on the channel. After power-up sequence, receive at least 1 minute (60 sec) on the intended operating frequency.

3.3.2 Test Procedures

Test Method	
<input checked="" type="checkbox"/>	Refer as FCC KDB 905462 D02, clause 7.8.2.1 for Initial Channel Availability Check Time. The EUT does not emit beacon, control, or data signals on the test Channel until the power-up sequence has been completed and the UNII device checks for Radar Waveforms for one minute on the test Channel. This test does not use any Radar Waveforms.
<input checked="" type="checkbox"/>	Refer as FCC KDB 905462 D02 clause 7.8.2.2 for Radar Burst at the Beginning of the Channel Availability Check Time. To verify successful radar detection on the selected Channel during a period equal to the Beginning of the Channel Availability Check Time.
<input checked="" type="checkbox"/>	Refer as FCC KDB 905462 D02 clause 7.8.2.3 for Radar Burst at the End of the Channel Availability Check Time. To verify successful radar detection on the selected Channel during a period equal to the End of the Channel Availability Check Time.

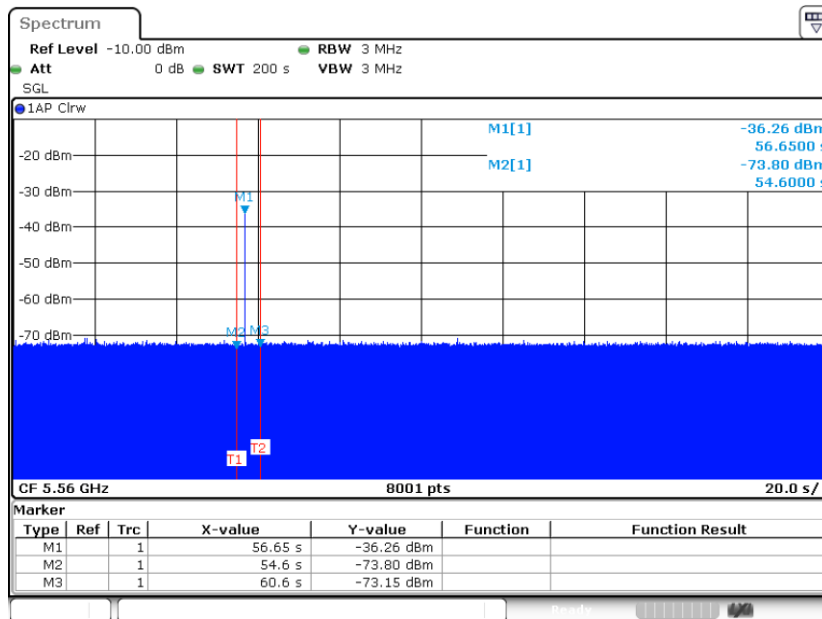
3.3.3 Test Result of Channel Availability Check Time

Initial Channel Availability Check Time Result					
Modulation Mode	Freq. (MHz)	Radar TestSignal	Power-on Cycle. (sec)	CAC Time (sec)	Observation Time (min)
HE160	5570	N/A	54.6	60	3.3
Result 200S Timing Plot			Complied		
					
Note 1: This test does not use any Radar Waveforms.					

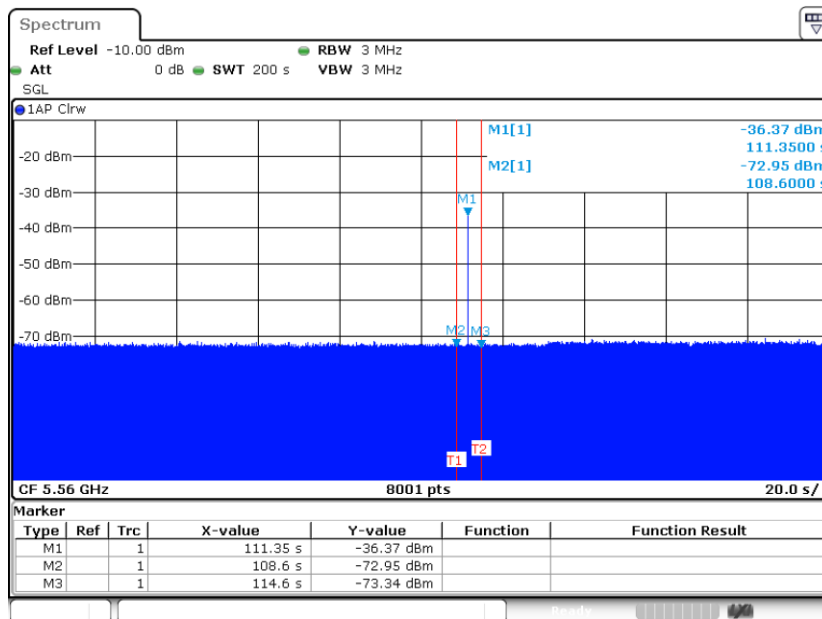
Channel Availability Check Time Result

Modulation Mode	Freq. (MHz)	Radar TypeSignal	Beginning CAC of Timing of radar burst (sec)	End CAC of Timing of radar burst (sec)	DFS Triggered (Yes/No)
HE160	5570	0	6	54	Yes
Result			Complied		

Beginning CAC of 200s Timing Plot



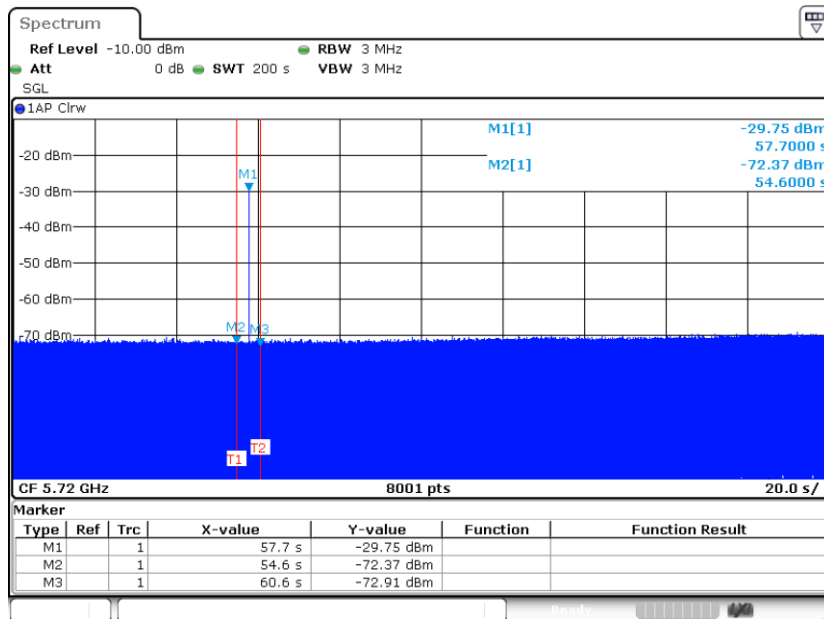
End CAC of 200s Timing Plot



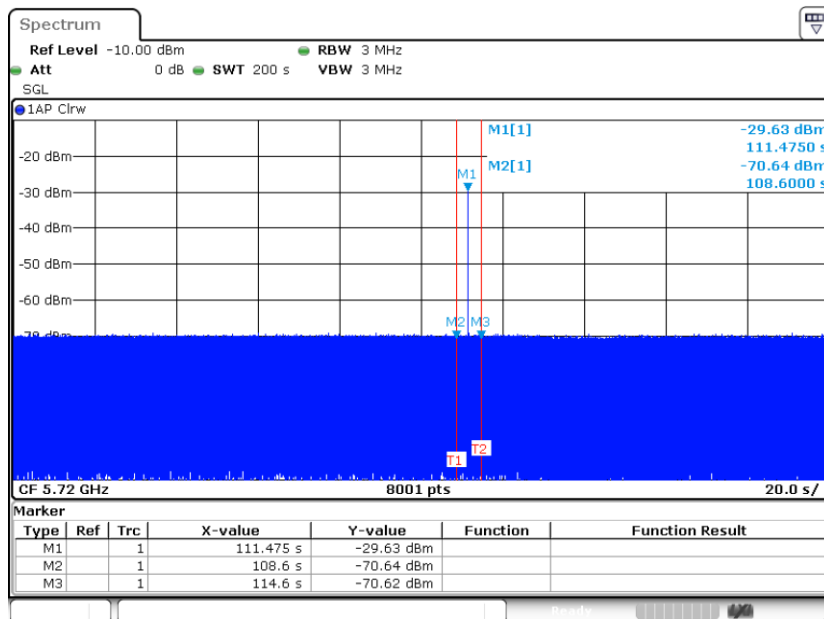
Channel Availability Check Time Result

Modulation Mode	Freq. (MHz)	Radar TypeSignal	Beginning CAC of Timing of radar burst (sec)	End CAC of Timing of radar burst (sec)	DFS Triggered (Yes/No)
HE80	5690	0	6	54	Yes
Result			Complied		

Beginning CAC of 200s Timing Plot



End CAC of 200s Timing Plot



3.4 In-Service Monitoring

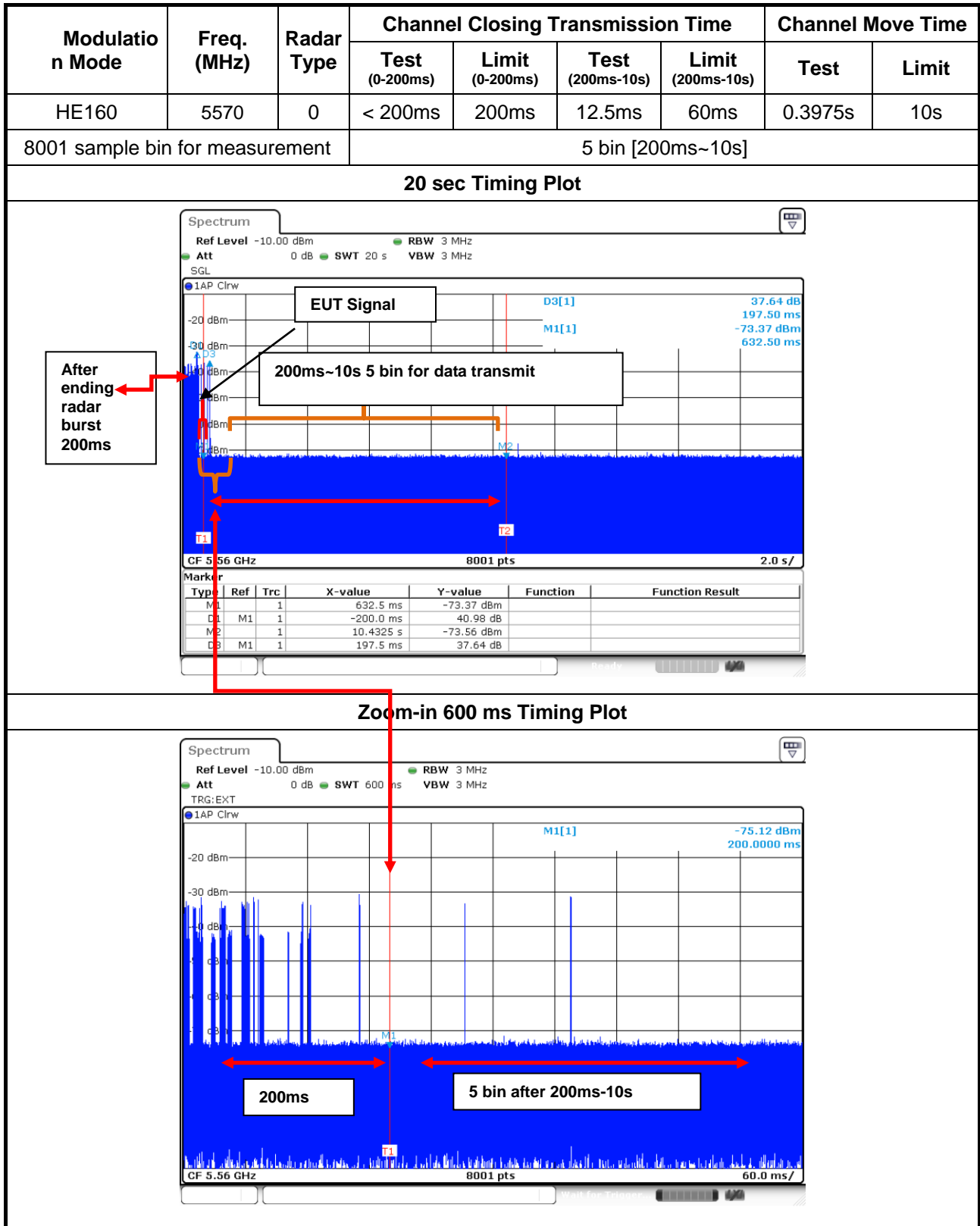
3.4.1 In-service Monitoring Limit

In-service Monitoring Limit	
Channel Move Time	10 sec
Channel Closing Transmission Time	200 ms + an aggregate of 60 ms over remaining 10 sec periods.
Non-occupancy period	Minimum 30 minutes

3.4.2 Test Procedures


Test Method	
<input checked="" type="checkbox"/>	Refer as FCC KDB 905462 D02, clause 7.8.3 verified during In-Service Monitoring; Channel Closing Transmission Time, Channel Move Time. Client Device will associate with the EUT. Observe the transmissions of the EUT at the end of the radar Burst on the Operating Channel for duration greater than 10 seconds. Measure and record the transmissions from the EUT during the observation time (Channel Move Time). Compare the Channel Move Time and Channel Closing Transmission Time limits.
<input checked="" type="checkbox"/>	Refer as FCC KDB 905462 D02, clause 7.8.3 verified during In-Service Monitoring; Non-Occupancy Period. Client Device will associate with the EUT. Observe the transmissions of the EUT at the end of the radar Burst on the Operating Channel for duration greater than 10 seconds. Measure and record the transmissions from the EUT during the observation time (Non-Occupancy Period). Compare the Non-Occupancy Period limits.

3.4.3 Test Result of Channel Closing Transmission and Channel Move Time

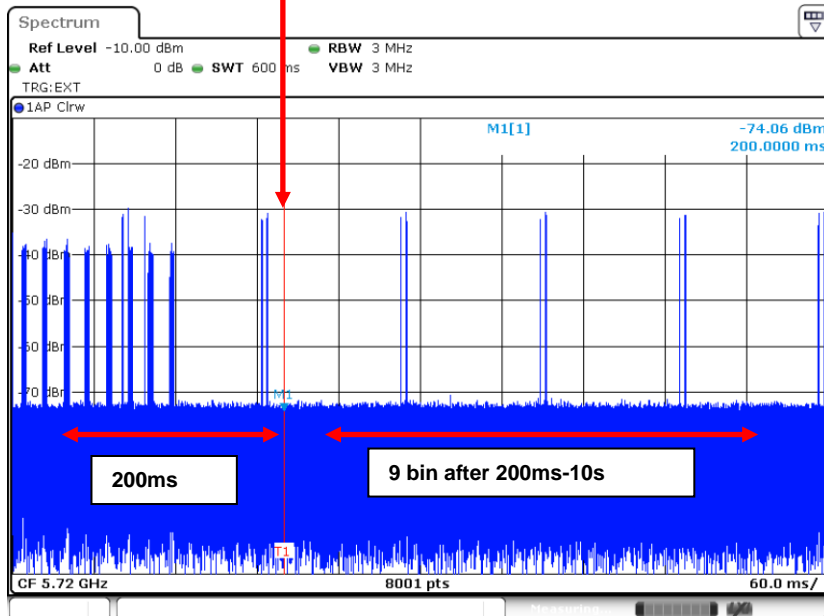


Modulation Mode	Freq. (MHz)	Radar Type	Channel Closing Transmission Time				Channel Move Time	
			Test (0-200ms)	Limit (0-200ms)	Test (200ms-10s)	Limit (200ms-10s)	Test	Limit
HE80	5690	0	< 200ms	200ms	22.5 ms	60ms	0.6075s	10s
8001 sample bin for measurement			9 bin [200ms~10s]					

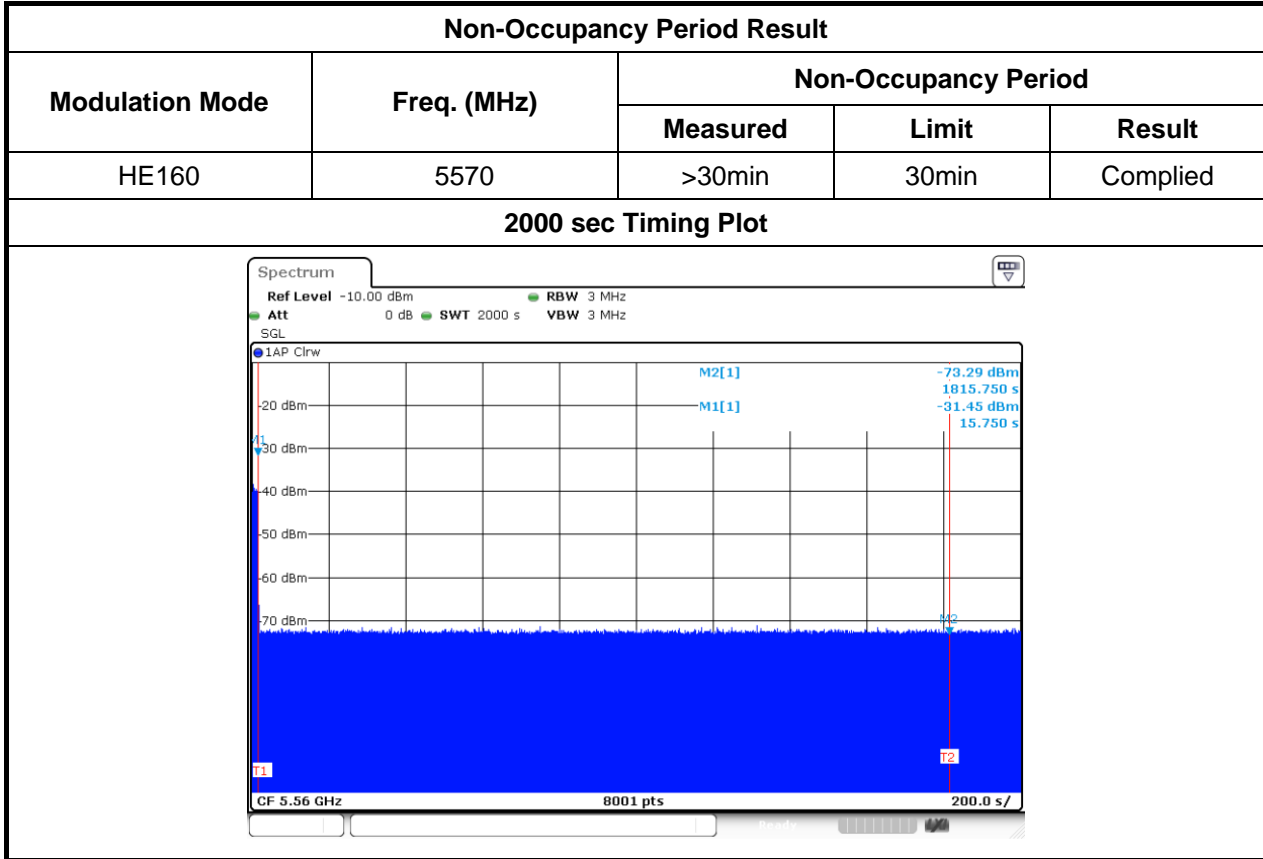
20 sec Timing Plot



Zoom-in 600 ms Timing Plot



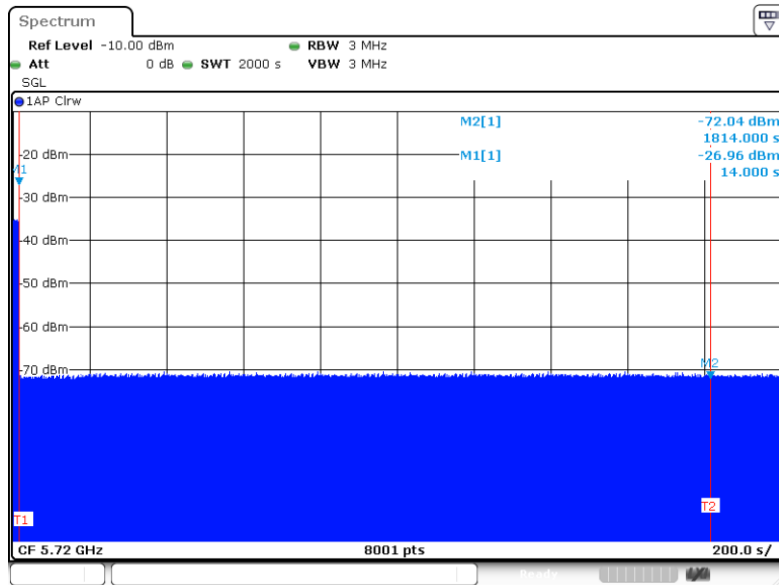
3.4.4 Test Results of Non-Occupancy



Non-Occupancy Period Result

Modulation Mode	Freq. (MHz)	Non-Occupancy Period		
		Measured	Limit	Result
HE80	5690	>30min	30min	Complied

2000 sec Timing Plot



3.5 Statistical Performance Check

3.5.1 Statistical Performance Check Limit

Radars Type	Minimum Percentage of Successful Detection (Pd)	Minimum Trials
1	60%	30
2	60%	30
3	60%	30
4	60%	30
Aggregate (Radars Types 1-4)	80%	120
5	80%	30
6	70%	30

The percentage of successful detection is calculated by:

$$\frac{\text{Total Waveform Detections}}{\text{Total Waveform Trails}} \times 100 = \text{Probability of Detection Radar Waveform}$$
 In addition an aggregate minimum percentage of successful detection across all Short Pulse Radar Types 1-4 is required and is calculated as follows:

$$\frac{Pd1 + Pd2 + Pd3 + Pd4}{4}$$

3.5.2 Test Procedures

Test Method
<input checked="" type="checkbox"/> Refer as FCC KDB 905462 D02, clause 7.8.4 for Statistical Performance Check test. Stream the channel loading test file from the Master Device to the Client Device on the test Channel for the entire period of the test. Observe the transmissions of the UUT at the end of the Burst on the Operating Channel for duration greater than 10 seconds for Short Pulse Radar Types 1-4 and 6 to ensure detection occurs. Then Observe the transmissions of the UUT at the end of the Burst on the Operating Channel for duration greater than 22 seconds for Long Pulse Radar Type 5 to ensure detection occurs. The device can utilize a test mode to demonstrate when detection occurs to prevent the need to reset the device between trial runs.

3.5.3 Test Result of Statistical Performance Check

Statistical Performance Check Result– HE20, Channel 100					
Radar Signal (#)	Test Trail #	Detect Trail #	Pd (%)	Limit Pd (%)	Result
1	30	30	100	60	Complied
2	30	28	93.33	60	Complied
3	30	30	100	60	Complied
4	30	27	90	60	Complied
Aggregate 1 - 4	120	115	95.83	80	Complied
5	30	30	100	80	Complied
6	30	30	100	70	Complied
Statistical Performance Check Result–HE40, Channel 102					
Radar Signal (#)	Test Trail #	Detect Trail #	Pd (%)	Limit Pd (%)	Result
1	30	30	100	60	Complied
2	30	28	93.33	60	Complied
3	30	29	96.67	60	Complied
4	30	27	90	60	Complied
Aggregate 1 - 4	120	114	95	80	Complied
5	30	30	100	80	Complied
6	30	30	100	70	Complied
Statistical Performance Check Result– HE80, Channel 106					
Radar Signal (#)	Test Trail #	Detect Trail #	Pd (%)	Limit Pd (%)	Result
1	30	30	100	60	Complied
2	30	27	90	60	Complied
3	30	28	93.33	60	Complied
4	30	26	86.67	60	Complied
Aggregate 1 - 4	120	111	92.5	80	Complied
5	30	29	96.67	80	Complied
6	30	30	100	70	Complied
Statistical Performance Check Result– HE160, Channel 114					
Radar Signal (#)	Test Trail #	Detect Trail #	Pd (%)	Limit Pd (%)	Result
1	30	30	100	60	Complied
2	30	27	90	60	Complied
3	30	28	93.33	60	Complied
4	30	26	86.67	60	Complied
Aggregate 1 - 4	120	111	92.5	80	Complied
5	30	29	93.3	80	Complied
6	30	30	100	70	Complied

Statistical Performance Check Result– HE80, Channel 138					
Radar Signal (#)	Test Trail #	Detect Trail #	Pd (%)	Limit Pd (%)	Result
1	30	30	100	60	Complied
2	30	27	90	60	Complied
3	30	29	96.67	60	Complied
4	30	26	86.67	60	Complied
Aggregate 1 - 4	120	112	93.33	80	Complied
5	30	29	96.67	80	Complied
6	30	30	100	70	Complied

3.5.4 Detection Data Sheet for Radar Types 1 (HE20, Channel 100)

Radar Type	1				
Trail #	Test Frequency (MHz)	Pulse Repetition Frequency Number (1 to 23)	Pulse Repetition Frequency (Pulses Per Second)	Pulse Repetition Interval (Microseconds)	HE20 ⁻¹
1	5490(FL)	Test A 1	1930.5	518	1
2	5504	Test A 2	1858.7	538	1
3	5502	Test A 3	1792.1	558	1
4	5505	Test A 4	1730.1	578	1
5	5495	Test A 5	1672.2	598	1
6	5498	Test A 6	1618.1	618	1
7	5501	Test A 7	1567.4	638	1
8	5496	Test A 8	1519.8	658	1
9	5506	Test A 9	1474.9	678	1
10	5519	Test A 10	1432.7	698	1
11	5499	Test A 11	1392.8	718	1
12	5507	Test A 12	1355	738	1
13	5498	Test A 13	1319.3	758	1
14	5510(FH)	Test A 14	1285.3	778	1
15	5495	Test A 23	326.2	3066	1
16	5508	Test B	1692	591	1
17	5510(FH)	Test B	328.1	3048	1
18	5506	Test B	373.4	2678	1
19	5501	Test B	574.4	1741	1
20	5497	Test B	1216.5	822	1
21	5494	Test B	801.3	1248	1
22	5500	Test B	488.5	2047	1
23	5508	Test B	956	1046	1
24	5496	Test B	517.6	1932	1
25	5494	Test B	1422.5	703	1
26	5490(FL)	Test B	542	1845	1
27	5501	Test B	741.3	1349	1
28	5507	Test B	881.8	1134	1
29	5504	Test B	427.4	2340	1
30	5507	Test B	628.9	1590	1
Detection Percentage (%)					100
Note 1: 1=Detection ;0=No Detection					

3.5.5 Detection Data Sheet for Radar Types 1 (HE40, Channel 102)

Radar Type	1				
Trail #	Test Frequency (MHz)	Pulse Repetition Frequency Number (1 to 23)	Pulse Repetition Frequency (Pulses Per Second)	Pulse Repetition Interval (Microseconds)	HE40 ⁻¹
1	5521	Test A 1	1930.5	518	1
2	5498	Test A 2	1858.7	538	1
3	5504	Test A 3	1792.1	558	1
4	5491(FL)	Test A 4	1730.1	578	1
5	5492	Test A 5	1672.2	598	1
6	5523	Test A 6	1618.1	618	1
7	5518	Test A 7	1567.4	638	1
8	5529(FH)	Test A 8	1519.8	658	1
9	5492	Test A 9	1474.9	678	1
10	5509	Test A 10	1432.7	698	1
11	5502	Test A 11	1392.8	718	1
12	5506	Test A 12	1355	738	1
13	5508	Test A 13	1319.3	758	1
14	5499	Test A 14	1285.3	778	1
15	5505	Test A 23	326.2	3066	1
16	5519	Test B	1692	591	1
17	5510	Test B	328.1	3048	1
18	5530	Test B	373.4	2678	1
19	5528	Test B	574.4	1741	1
20	5525	Test B	1216.5	822	1
21	5513	Test B	801.3	1248	1
22	5506	Test B	488.5	2047	1
23	5520	Test B	956	1046	1
24	5529(FH)	Test B	517.6	1932	1
25	5512	Test B	1422.5	703	1
26	5507	Test B	542	1845	1
27	5491(FL)	Test B	741.3	1349	1
28	5502	Test B	881.8	1134	1
29	5509	Test B	427.4	2340	1
30	5504	Test B	628.9	1590	1
Detection Percentage (%)					100
Note 1: 1=Detection ;0=No Detection					

3.5.6 Detection Data Sheet for Radar Types 1 (HE80, Channel 106)

Radar Type	1				
Trail #	Test Frequency (MHz)	Pulse Repetition Frequency Number (1 to 23)	Pulse Repetition Frequency (Pulses Per Second)	Pulse Repetition Interval (Microseconds)	HE80 ⁻¹
1	5518	Test A 1	1930.5	518	1
2	5565	Test A 2	1858.7	538	1
3	5570(FH)	Test A 3	1792.1	558	1
4	5496	Test A 4	1730.1	578	1
5	5492	Test A 5	1672.2	598	1
6	5516	Test A 6	1618.1	618	1
7	5546	Test A 7	1567.4	638	1
8	5557	Test A 8	1519.8	658	1
9	5507	Test A 9	1474.9	678	1
10	5495	Test A 10	1432.7	698	1
11	5490(FL)	Test A 11	1392.8	718	1
12	5548	Test A 12	1355	738	1
13	5493	Test A 13	1319.3	758	1
14	5518	Test A 14	1285.3	778	1
15	5496	Test A 23	326.2	3066	1
16	5493	Test B	1692	591	1
17	5557	Test B	328.1	3048	1
18	5534	Test B	373.4	2678	1
19	5490(FL)	Test B	574.4	1741	1
20	5567	Test B	1216.5	822	1
21	5525	Test B	801.3	1248	1
22	5566	Test B	488.5	2047	1
23	5570(FH)	Test B	956	1046	1
24	5548	Test B	517.6	1932	1
25	5505	Test B	1422.5	703	1
26	5539	Test B	542	1845	1
27	5547	Test B	741.3	1349	1
28	5511	Test B	881.8	1134	1
29	5499	Test B	427.4	2340	1
30	5543	Test B	628.9	1590	1
Detection Percentage (%)					100
Note 1: 1=Detection ;0=No Detection					

3.5.7 Detection Data Sheet for Radar Types 1 (HE160, Channel 114)

Radar Type	1				
Trail #	Test Frequency (MHz)	Pulse Repetition Frequency Number (1 to 23)	Pulse Repetition Frequency (Pulses Per Second)	Pulse Repetition Interval (Microseconds)	HE160 ¹
1	5552	Test A 1	1930.5	518	1
2	5532	Test A 2	1858.7	538	1
3	5514	Test A 3	1792.1	558	1
4	5491(FL)	Test A 4	1730.1	578	1
5	5585	Test A 5	1672.2	598	1
6	5599	Test A 6	1618.1	618	1
7	5611	Test A 7	1567.4	638	1
8	5529	Test A 8	1519.8	658	1
9	5554	Test A 9	1474.9	678	1
10	5608	Test A 10	1432.7	698	1
11	5649(FH)	Test A 11	1392.8	718	1
12	5567	Test A 12	1355	738	1
13	5575	Test A 13	1319.3	758	1
14	5516	Test A 14	1285.3	778	1
15	5649	Test A 23	326.2	3066	1
16	5642	Test B	1692	591	1
17	5646	Test B	328.1	3048	1
18	5491(FL)	Test B	373.4	2678	1
19	5542	Test B	574.4	1741	1
20	5540	Test B	1216.5	822	1
21	5576	Test B	801.3	1248	1
22	5519	Test B	488.5	2047	1
23	5494	Test B	956	1046	1
24	5539	Test B	517.6	1932	1
25	5613	Test B	1422.5	703	1
26	5506	Test B	542	1845	1
27	5501	Test B	741.3	1349	1
28	5520	Test B	881.8	1134	1
29	5649(FH)	Test B	427.4	2340	1
30	5501	Test B	628.9	1590	1
Detection Percentage (%)					100
Note 1: 1=Detection ;0=No Detection					

3.5.8 Detection Data Sheet for Radar Types 1 (HE80, Channel 138)

Radar Type	1				
Trail #	Test Frequency (MHz)	Pulse Repetition Frequency Number (1 to 23)	Pulse Repetition Frequency (Pulses Per Second)	Pulse Repetition Interval (Microseconds)	HE80 ⁻¹
1	5654	Test A 1	1930.5	518	1
2	5650(FL)	Test A 2	1858.7	538	1
3	5657	Test A 3	1792.1	558	1
4	5652	Test A 4	1730.1	578	1
5	5655	Test A 5	1672.2	598	1
6	5653	Test A 6	1618.1	618	1
7	5656	Test A 7	1567.4	638	1
8	5720	Test A 8	1519.8	658	1
9	5723	Test A 9	1474.9	678	1
10	5718	Test A 10	1432.7	698	1
11	5715	Test A 11	1392.8	718	1
12	5716	Test A 12	1355	738	1
13	5717	Test A 13	1319.3	758	1
14	5719	Test A 14	1285.3	778	1
15	5721	Test A 23	326.2	3066	1
16	5722	Test B	1692	591	1
17	5724	Test B	328.1	3048	1
18	5730(FH)	Test B	373.4	2678	1
19	5727	Test B	574.4	1741	1
20	5725	Test B	1216.5	822	1
21	5728	Test B	801.3	1248	1
22	5726	Test B	488.5	2047	1
23	5658	Test B	956	1046	1
24	5662	Test B	517.6	1932	1
25	5660	Test B	1422.5	703	1
26	5665	Test B	542	1845	1
27	5650(FL)	Test B	741.3	1349	1
28	5667	Test B	881.8	1134	1
29	5666	Test B	427.4	2340	1
30	5730(FH)	Test B	628.9	1590	1
Detection Percentage (%)					100
Note 1: 1=Detection ;0=No Detection					

3.5.9 Data Sheet for Radar Type 2 (HE20, Channel 100)

Radar Type		2			
Trail #	Test Frequency (MHz)	Pulse Width (us)	PRI (us)	Pulses / Burst	HE20-1
1	5497	3.6	170	28	1
2	5503	4.7	179	27	1
3	5507	4.3	213	29	1
4	5510(FH)	2.1	200	27	1
5	5499	4.5	189	27	1
6	5506	2.3	230	28	1
7	5492	2.1	155	23	1
8	5496	4.2	168	26	1
9	5498	1.9	158	24	1
10	5497	2	221	23	1
11	5498	4	228	28	1
12	5495	2.1	189	27	1
13	5503	2	228	27	1
14	5498	4.9	210	27	1
15	5508	3.8	180	27	1
16	5510(FH)	1.9	190	25	1
17	5495	2.9	223	26	1
18	5501	1.7	169	26	1
19	5510(FH)	1.7	207	25	0
20	5505	1.7	175	28	1
21	5500	1.1	152	29	1
22	5490(FL)	1.6	168	27	1
23	5493	1.8	177	25	1
24	5504	2.8	198	27	1
25	5510(FH)	4	151	27	1
26	5492	3	155	28	1
27	5490(FL)	1.4	188	24	0
28	5505	2	178	25	1
29	5504	3.3	173	25	1
30	5497	2.8	208	28	1
Detection Percentage (%)					93.33
Note 1: 1=Detection ;0=No Detection					

3.5.10 Data Sheet for Radar Type 2 (HE40, Channel 102)

Radar Type		2			
Trail #	Test Frequency (MHz)	Pulse Width (us)	PRI (us)	Pulses / Burst	HE40-1
1	5525	3.6	170	28	1
2	5508	4.7	179	27	1
3	5504	4.3	213	29	1
4	5494	2.1	200	27	1
5	5519	4.5	189	27	1
6	5529(FH)	2.3	230	28	1
7	5525	2.1	155	23	1
8	5501	4.2	168	26	1
9	5491(FL)	1.9	158	24	1
10	5498	2	221	23	1
11	5496	4	228	28	0
12	5526	2.1	189	27	1
13	5513	2	228	27	1
14	5529(FH)	4.9	210	27	1
15	5517	3.8	180	27	1
16	5493	1.9	190	25	1
17	5494	2.9	223	26	1
18	5526	1.7	169	26	1
19	5501	1.7	207	25	0
20	5492	1.7	175	28	1
21	5500	1.1	152	29	1
22	5491(FL)	1.6	168	27	1
23	5524	1.8	177	25	1
24	5499	2.8	198	27	1
25	5528	4	151	27	1
26	5500	3	155	28	1
27	5521	1.4	188	24	1
28	5496	2	178	25	1
29	5492	3.3	173	25	1
30	5496	2.8	208	28	1
Detection Percentage (%)					93.33
Note 1: 1=Detection ;0=No Detection					

3.5.11 Data Sheet for Radar Type 2 (HE80, Channel 106)

Radar Type		2			
Trail #	Test Frequency (MHz)	Pulse Width (us)	PRI (us)	Pulses / Burst	HE80-1
1	5528	3.6	170	28	1
2	5564	4.7	179	27	1
3	5512	4.3	213	29	1
4	5530	2.1	200	27	1
5	5561	4.5	189	27	1
6	5497	2.3	230	28	1
7	5570(FH)	2.1	155	23	1
8	5537	4.2	168	26	1
9	5512	1.9	158	24	1
10	5519	2	221	23	0
11	5490(FL)	4	228	28	1
12	5503	2.1	189	27	1
13	5506	2	228	27	1
14	5570(FH)	4.9	210	27	1
15	5529	3.8	180	27	1
16	5509	1.9	190	25	1
17	5523	2.9	223	26	1
18	5551	1.7	169	26	0
19	5537	1.7	207	25	1
20	5536	1.7	175	28	1
21	5508	1.1	152	29	1
22	5519	1.6	168	27	1
23	5495	1.8	177	25	1
24	5556	2.8	198	27	0
25	5490(FL)	4	151	27	1
26	5539	3	155	28	1
27	5544	1.4	188	24	1
28	5533	2	178	25	1
29	5536	3.3	173	25	1
30	5515	2.8	208	28	1
Detection Percentage (%)					90
Note 1: 1=Detection ;0=No Detection					

3.5.12 Data Sheet for Radar Type 2 (HE160, Channel 114)

Radar Type		2			
Trail #	Test Frequency (MHz)	Pulse Width (us)	PRI (us)	Pulses / Burst	HE160 ₁
1	5606	3.6	170	28	1
2	5519	4.7	179	27	1
3	5589	4.3	213	29	1
4	5624	2.1	200	27	1
5	5491(FL)	4.5	189	27	1
6	5646	2.3	230	28	1
7	5522	2.1	155	23	1
8	5506	4.2	168	26	1
9	5566	1.9	158	24	1
10	5514	2	221	23	1
11	5550	4	228	28	1
12	5570	2.1	189	27	1
13	5509	2	228	27	1
14	5563	4.9	210	27	1
15	5640	3.8	180	27	0
16	5604	1.9	190	25	1
17	5515	2.9	223	26	1
18	5649(FH)	1.7	169	26	1
19	5569	1.7	207	25	1
20	5525	1.7	175	28	1
21	5549	1.1	152	29	1
22	5636	1.6	168	27	1
23	5589	1.8	177	25	0
24	5566	2.8	198	27	1
25	5629	4	151	27	1
26	5491(FL)	3	155	28	1
27	5515	1.4	188	24	1
28	5509	2	178	25	1
29	5552	3.3	173	25	0
30	5649(FH)	2.8	208	28	1
Detection Percentage (%)					90
Note 1: 1=Detection ;0=No Detection					

3.5.13 Data Sheet for Radar Type 2 (HE80, Channel 138)

Radar Type		2			
Trail #	Test Frequency (MHz)	Pulse Width (us)	PRI (us)	Pulses / Burst	HE80-1
1	5654	3.6	170	28	1
2	5650(FL)	4.7	179	27	0
3	5657	4.3	213	29	1
4	5655	2.1	200	27	1
5	5652	4.5	189	27	0
6	5720	2.3	230	28	1
7	5653	2.1	155	23	1
8	5656	4.2	168	26	1
9	5718	1.9	158	24	1
10	5723	2	221	23	1
11	5716	4	228	28	1
12	5715	2.1	189	27	1
13	5719	2	228	27	1
14	5721	4.9	210	27	1
15	5717	3.8	180	27	1
16	5730(FH)	1.9	190	25	1
17	5722	2.9	223	26	1
18	5724	1.7	169	26	1
19	5727	1.7	207	25	1
20	5662	1.7	175	28	1
21	5660	1.1	152	29	1
22	5666	1.6	168	27	1
23	5658	1.8	177	25	1
24	5650(FL)	2.8	198	27	1
25	5667	4	151	27	1
26	5726	3	155	28	1
27	5728	1.4	188	24	1
28	5730(FH)	2	178	25	0
29	5725	3.3	173	25	1
30	5665	2.8	208	28	1
Detection Percentage (%)					90
Note 1: 1=Detection ;0=No Detection					

3.5.14 Data Sheet for Radar Type 3 (HE20, Channel 100)

Radar Type 3					
Trail #	Test Frequency (MHz)	Pulse Width (us)	PRI (us)	Pulses / Burst	HE20-1
1	5492	6.4	390	17	1
2	5507	9.1	410	17	1
3	5503	9.4	490	17	1
4	5493	7.6	395	17	1
5	5502	7.9	201	17	1
6	5499	9.1	227	16	1
7	5510(FH)	7.8	477	16	1
8	5497	7.2	497	16	1
9	5490(FL)	7.9	491	16	1
10	5495	8.5	304	16	1
11	5498	10	443	17	1
12	5496	8.1	264	18	1
13	5500	7.7	461	17	1
14	5508	6.1	242	17	1
15	5501	7.8	331	18	1
16	5510(FH)	7.8	481	17	1
17	5490(FL)	6.6	325	18	1
18	5495	6.6	239	17	1
19	5499	6	258	17	1
20	5493	6.8	464	18	1
21	5498	9.1	288	17	1
22	5495	6.1	375	17	1
23	5510(FH)	8.8	377	17	1
24	5502	9.5	293	17	1
25	5507	9.1	437	18	1
26	5505	6.7	290	17	1
27	5505	7.2	481	16	1
28	5490(FL)	9.4	315	18	1
29	5505	6.9	356	17	1
30	5506	9.6	385	16	1
Detection Percentage (%)					100
Note 1: 1=Detection ;0=No Detection					

3.5.15 Data Sheet for Radar Type 3 (HE40, Channel 102)

Radar Type 3					
Trail #	Test Frequency (MHz)	Pulse Width (us)	PRI (us)	Pulses / Burst	HE40-1
1	5523	6.4	390	17	1
2	5491(FL)	9.1	410	17	1
3	5525	9.4	490	17	1
4	5509	7.6	395	17	1
5	5522	7.9	201	17	1
6	5528	9.1	227	16	1
7	5520	7.8	477	16	1
8	5498	7.2	497	16	1
9	5515	7.9	491	16	1
10	5523	8.5	304	16	1
11	5506	10	443	17	1
12	5517	8.1	264	18	1
13	5524	7.7	461	17	1
14	5529(FH)	6.1	242	17	0
15	5501	7.8	331	18	1
16	5521	7.8	481	17	1
17	5514	6.6	325	18	1
18	5525	6.6	239	17	1
19	5510	6	258	17	1
20	5503	6.8	464	18	1
21	5522	9.1	288	17	1
22	5529(FH)	6.1	375	17	1
23	5521	8.8	377	17	1
24	5524	9.5	293	17	1
25	5517	9.1	437	18	1
26	5510	6.7	290	17	1
27	5501	7.2	481	16	1
28	5528	9.4	315	18	1
29	5491(FL)	6.9	356	17	1
30	5493	9.6	385	16	1
Detection Percentage (%)					96.67
Note 1: 1=Detection ;0=No Detection					

3.5.16 Data Sheet for Radar Type 3 (HE80, Channel 106)

Radar Type		3			
Trail #	Test Frequency (MHz)	Pulse Width (us)	PRI (us)	Pulses / Burst	HE80-1
1	5567	6.4	390	17	1
2	5570(FH)	9.1	410	17	1
3	5490(FL)	9.4	490	17	1
4	5563	7.6	395	17	1
5	5544	7.9	201	17	1
6	5521	9.1	227	16	1
7	5555	7.8	477	16	1
8	5546	7.2	497	16	0
9	5544	7.9	491	16	1
10	5525	8.5	304	16	1
11	5543	10	443	17	1
12	5558	8.1	264	18	1
13	5570(FH)	7.7	461	17	1
14	5533	6.1	242	17	1
15	5558	7.8	331	18	1
16	5566	7.8	481	17	1
17	5557	6.6	325	18	1
18	5530	6.6	239	17	1
19	5551	6	258	17	0
20	5567	6.8	464	18	1
21	5528	9.1	288	17	1
22	5490(FL)	6.1	375	17	1
23	5533	8.8	377	17	1
24	5532	9.5	293	17	1
25	5535	9.1	437	18	1
26	5500	6.7	290	17	1
27	5538	7.2	481	16	1
28	5570(FH)	9.4	315	18	1
29	5499	6.9	356	17	1
30	5545	9.6	385	16	1
Detection Percentage (%)					93.33
Note 1: 1=Detection ;0=No Detection					

3.5.17 Data Sheet for Radar Type 3 (HE160, Channel 114)

Radar Type 3					
Trail #	Test Frequency (MHz)	Pulse Width (us)	PRI (us)	Pulses / Burst	HE160 ₁
1	5596	6.4	390	17	1
2	5556	9.1	410	17	1
3	5491(FL)	9.4	490	17	0
4	5506	7.6	395	17	1
5	5601	7.9	201	17	1
6	5522	9.1	227	16	1
7	5649(FH)	7.8	477	16	1
8	5631	7.2	497	16	1
9	5648	7.9	491	16	1
10	5631	8.5	304	16	1
11	5649(FH)	10	443	17	1
12	5506	8.1	264	18	1
13	5552	7.7	461	17	1
14	5598	6.1	242	17	1
15	5507	7.8	331	18	1
16	5624	7.8	481	17	1
17	5500	6.6	325	18	1
18	5574	6.6	239	17	0
19	5624	6	258	17	1
20	5550	6.8	464	18	1
21	5620	9.1	288	17	1
22	5491(FL)	6.1	375	17	1
23	5597	8.8	377	17	1
24	5566	9.5	293	17	1
25	5521	9.1	437	18	1
26	5640	6.7	290	17	1
27	5635	7.2	481	16	1
28	5620	9.4	315	18	1
29	5606	6.9	356	17	1
30	5649(FH)	9.6	385	16	1
Detection Percentage (%)					93.33
Note 1: 1=Detection ;0=No Detection					

3.5.18 Data Sheet for Radar Type 3 (HE80, Channel 138)

Radar Type		3			
Trail #	Test Frequency (MHz)	Pulse Width (us)	PRI (us)	Pulses / Burst	HE80-1
1	5657	6.4	390	17	1
2	5716	9.1	410	17	1
3	5723	9.4	490	17	1
4	5652	7.6	395	17	1
5	5721	7.9	201	17	1
6	5719	9.1	227	16	1
7	5654	7.8	477	16	1
8	5715	7.2	497	16	1
9	5653	7.9	491	16	1
10	5730(FH)	8.5	304	16	1
11	5717	10	443	17	1
12	5650(FL)	8.1	264	18	1
13	5724	7.7	461	17	1
14	5656	6.1	242	17	1
15	5655	7.8	331	18	1
16	5727	7.8	481	17	1
17	5722	6.6	325	18	1
18	5720	6.6	239	17	1
19	5662	6	258	17	1
20	5718	6.8	464	18	1
21	5666	9.1	288	17	1
22	5660	6.1	375	17	1
23	5667	8.8	377	17	1
24	5658	9.5	293	17	1
25	5730(FH)	9.1	437	18	1
26	5728	6.7	290	17	1
27	5650(FL)	7.2	481	16	1
28	5726	9.4	315	18	1
29	5725	6.9	356	17	1
30	5667	9.6	385	16	0
Detection Percentage (%)					96.67
Note 1: 1=Detection ;0=No Detection					

3.5.19 Data Sheet for Radar Type 4 (HE20, Channel 100)

Radar Type	4				
Trail #	Test Frequency (MHz)	Pulse Width (us)	PRI (us)	Pulses / Burst	HE20-1
1	5495	18.2	424	13	1
2	5490(FL)	17	283	15	1
3	5494	11.4	386	12	1
4	5508	14.2	471	13	1
5	5501	13.9	399	15	1
6	5502	18.7	252	14	1
7	5506	11.4	370	12	0
8	5508	17.5	283	15	1
9	5497	14.1	391	16	1
10	5510(FH)	16.4	229	15	0
11	5490(FL)	15.8	327	14	1
12	5493	18.8	317	15	1
13	5499	17.7	433	13	1
14	5501	16.3	312	15	1
15	5494	15	486	16	1
16	5505	16.9	393	14	0
17	5504	19.3	354	12	1
18	5495	15.2	353	13	1
19	5498	14	478	13	1
20	5492	16	408	16	1
21	5504	16.4	317	12	1
22	5510(FH)	19.2	464	14	1
23	5498	16.2	301	12	1
24	5500	11.1	226	14	1
25	5495	14	315	16	1
26	5505	15.7	293	12	1
27	5493	19.3	398	14	1
28	5497	15.7	324	15	1
29	5507	15.4	394	13	1
30	5508	15.5	376	13	1
Detection Percentage (%)					90
Note 1: 1=Detection ;0=No Detection					

3.5.20 Data Sheet for Radar Type 4 (HE40, Channel 102)

Radar Type	4				
Trail #	Test Frequency (MHz)	Pulse Width (us)	PRI (us)	Pulses / Burst	HE40-1
1	5507	18.2	424	13	1
2	5527	17	283	15	1
3	5491(FL)	11.4	386	12	1
4	5493	14.2	471	13	1
5	5495	13.9	399	15	1
6	5505	18.7	252	14	1
7	5508	11.4	370	12	1
8	5517	17.5	283	15	1
9	5529(FH)	14.1	391	16	0
10	5511	16.4	229	15	1
11	5508	15.8	327	14	1
12	5513	18.8	317	15	1
13	5493	17.7	433	13	1
14	5506	16.3	312	15	1
15	5505	15	486	16	1
16	5514	16.9	393	14	1
17	5495	19.3	354	12	0
18	5504	15.2	353	13	1
19	5506	14	478	13	1
20	5491(FL)	16	408	16	1
21	5517	16.4	317	12	1
22	5498	19.2	464	14	1
23	5529(FH)	16.2	301	12	1
24	5526	11.1	226	14	0
25	5525	14	315	16	1
26	5507	15.7	293	12	1
27	5520	19.3	398	14	1
28	5522	15.7	324	15	1
29	5514	15.4	394	13	1
30	5516	15.5	376	13	1
Detection Percentage (%)					90
Note 1: 1=Detection ;0=No Detection					

3.5.21 Data Sheet for Radar Type 4 (HE80, Channel 106)

Radar Type	4				
Trail #	Test Frequency (MHz)	Pulse Width (us)	PRI (us)	Pulses / Burst	HE80-1
1	5508	18.2	424	13	1
2	5563	17	283	15	1
3	5533	11.4	386	12	1
4	5570(FH)	14.2	471	13	0
5	5562	13.9	399	15	1
6	5512	18.7	252	14	1
7	5498	11.4	370	12	1
8	5536	17.5	283	15	1
9	5520	14.1	391	16	0
10	5512	16.4	229	15	1
11	5565	15.8	327	14	1
12	5567	18.8	317	15	1
13	5570(FH)	17.7	433	13	1
14	5525	16.3	312	15	0
15	5544	15	486	16	1
16	5550	16.9	393	14	1
17	5490(FL)	19.3	354	12	1
18	5504	15.2	353	13	1
19	5560	14	478	13	1
20	5519	16	408	16	0
21	5541	16.4	317	12	1
22	5523	19.2	464	14	1
23	5513	16.2	301	12	1
24	5490(FL)	11.1	226	14	1
25	5558	14	315	16	1
26	5520	15.7	293	12	1
27	5548	19.3	398	14	1
28	5533	15.7	324	15	1
29	5508	15.4	394	13	1
30	5530	15.5	376	13	1
Detection Percentage (%)					86.67
Note 1: 1=Detection ;0=No Detection					

3.5.22 Data Sheet for Radar Type 4 (HE160, Channel 114)

Radar Type	4				
Trail #	Test Frequency (MHz)	Pulse Width (us)	PRI (us)	Pulses / Burst	HE160 ₁
1	5571	18.2	424	13	1
2	5643	17	283	15	1
3	5618	11.4	386	12	1
4	5648	14.2	471	13	0
5	5493	13.9	399	15	1
6	5601	18.7	252	14	1
7	5589	11.4	370	12	1
8	5536	17.5	283	15	1
9	5491(FL)	14.1	391	16	1
10	5571	16.4	229	15	1
11	5543	15.8	327	14	1
12	5573	18.8	317	15	1
13	5606	17.7	433	13	0
14	5593	16.3	312	15	1
15	5649(FH)	15	486	16	1
16	5639	16.9	393	14	1
17	5596	19.3	354	12	1
18	5551	15.2	353	13	1
19	5600	14	478	13	1
20	5511	16	408	16	1
21	5500	16.4	317	12	1
22	5524	19.2	464	14	1
23	5491(FL)	16.2	301	12	0
24	5556	11.1	226	14	1
25	5490	14	315	16	1
26	5520	15.7	293	12	0
27	5639	19.3	398	14	1
28	5508	15.7	324	15	1
29	5546	15.4	394	13	1
30	5649(FH)	15.5	376	13	1
Detection Percentage (%)					86.67
Note 1: 1=Detection ;0=No Detection					

3.5.23 Data Sheet for Radar Type 4 (HE80, Channel 138)

Radar Type	4				
Trail #	Test Frequency (MHz)	Pulse Width (us)	PRI (us)	Pulses / Burst	HE80-1
1	5707	18.2	424	13	1
2	5663	17	283	15	1
3	5693	11.4	386	12	1
4	5702	14.2	471	13	0
5	5650(FL)	13.9	399	15	1
6	5685	18.7	252	14	1
7	5652	11.4	370	12	0
8	5730(FH)	17.5	283	15	1
9	5701	14.1	391	16	1
10	5695	16.4	229	15	1
11	5704	15.8	327	14	1
12	5690	18.8	317	15	1
13	5694	17.7	433	13	1
14	5650 (FL)	16.3	312	15	1
15	5661	15	486	16	1
16	5698	16.9	393	14	1
17	5656	19.3	354	12	1
18	5717	15.2	353	13	1
19	5654	14	478	13	1
20	5681	16	408	16	1
21	5654	16.4	317	12	1
22	5730(FH)	19.2	464	14	0
23	5666	16.2	301	12	0
24	5698	11.1	226	14	1
25	5682	14	315	16	1
26	5701	15.7	293	12	1
27	5686	19.3	398	14	1
28	5675	15.7	324	15	1
29	5691	15.4	394	13	1
30	5701	15.5	376	13	1
Detection Percentage (%)					86.67
Note 1: 1=Detection ;0=No Detection					

3.5.24 Detection Data Sheet for Radar Types 5

Radar Type		5						
Trail #	Test Frequency (MHz)	HE20 Channel 100 *1	Test Frequency (MHz)	HE40 Channel 102 *1	Test Frequency (MHz)	HE80 Channel 106 *1	Test Frequency (MHz)	HE160 Channel 114 *1
1	5493	1	5493	1	5493	1	5494	0
2	5496	1	5497	1	5497	1	5497	1
3	5493	1	5493	1	5493	1	5494	1
4	5494	1	5494	1	5494	1	5495	1
5	5498	1	5498	1	5498	1	5499	1
6	5492	1	5493	1	5493	1	5493	1
7	5493	1	5494	1	5494	1	5494	1
8	5497	1	5498	1	5498	1	5498	1
9	5496	1	5496	1	5496	1	5497	1
10	5498	1	5499	1	5499	1	5499	1
11	5500	1	5510	1	5530	1	5570	1
12	5500	1	5510	1	5530	1	5570	1
13	5500	1	5510	1	5530	1	5570	1
14	5500	1	5510	1	5530	1	5570	1
15	5500	1	5510	1	5530	1	5570	1
16	5500	1	5510	1	5530	1	5570	1
17	5500	1	5510	1	5530	1	5570	1
18	5500	1	5510	1	5530	1	5570	1
19	5500	1	5510	1	5530	1	5570	1
20	5500	1	5510	1	5530	1	5570	1
21	5502	1	5521	1	5562	1	5640	1
22	5502	1	5522	1	5562	1	5641	1
23	5503	1	5522	1	5562	1	5641	1
24	5504	1	5523	1	5564	1	5642	1
25	5503	1	5522	1	5562	1	5641	1
26	5503	1	5523	1	5563	1	5642	1
27	5505	1	5524	1	5564	1	5643	1
28	5504	1	5523	1	5564	1	5642	1
29	5503	1	5523	1	5563	1	5642	1
30	5507	1	5527	1	5567	0	5646	0
Pd (%)	100		100		96.67		93.33	

Note 1: 1=Detection ;0=No Detection

Radar Type	5	
Trail #	Test Frequency (MHz)	HE80 Channel 138 *1
1	5653	1
2	5657	1
3	5653	1
4	5654	1
5	5658	1
6	5653	1
7	5654	1
8	5658	1
9	5656	1
10	5659	1
11	5690	1
12	5690	1
13	5690	1
14	5690	1
15	5690	1
16	5690	1
17	5690	1
18	5690	1
19	5690	1
20	5690	1
21	5722	1
22	5722	1
23	5722	1
24	5724	1
25	5722	1
26	5723	1
27	5724	1
28	5724	1
29	5723	1
30	5727	1
Pd (%)	96.67	
Note 1: 1=Detection ;0=No Detection		

3.5.25 Detection Data Sheet for Radar Types 6

Radar Type	6				
Trail #	HE20 Channel 100 *1	HE40 Channel 102 *1	HE80 Channel 106 *1	HE160 Channel 114 *1	HE80 Channel 138 *1
1	1	1	1	1	1
2	1	1	1	1	1
3	1	1	1	1	1
4	1	1	1	1	1
5	1	1	1	1	1
6	1	1	1	1	1
7	1	1	1	1	1
8	1	1	1	1	1
9	1	1	1	1	1
10	1	1	1	1	1
11	1	1	1	1	1
12	1	1	1	1	1
13	1	1	1	1	1
14	1	1	1	1	1
15	1	1	1	1	1
16	1	1	1	1	1
17	1	1	1	1	1
18	1	1	1	1	1
19	1	1	1	1	1
20	1	1	1	1	1
21	1	1	1	1	1
22	1	1	1	1	1
23	1	1	1	1	1
24	1	1	1	1	1
25	1	1	1	1	1
26	1	1	1	1	1
27	1	1	1	1	1
28	1	1	1	1	1
29	1	1	1	1	1
30	1	1	1	1	1
Pd (%)	100	100	100	100	100

Note 1: 1=Detection ;0=No Detection

Note: Test frequency as described in section 3.5.27

3.5.26 Parameter Data Sheet for Radar Type 5

Statistical Performance Check Result						
Radar Test Signal (#)		5		Trail #		1
Burst	Number of Pulses	Pulse Width (μsec)	Chirp Width (MHz)	Pulse 1-to-2 Spacing (μsec)	Pulse 2-to-3 Spacing (μsec)	Start Time (msec)
1	1	62.3	8			346
2	2	51.2	15	1745		2705
3	3	93.6	5	957	1634	3674
4	3	68.2	12	1668	1573	4884
5	3	83.1	8	1188	1888	6876
6	1	56.7	18			7876
7	2	60.6	18	1874		10409
8	3	75.5	13	1263	1683	11878

Statistical Performance Check Result						
Radar Test Signal (#)		5		Trail #		2
Burst	Number of Pulses	Pulse Width (μsec)	Chirp Width (MHz)	Pulse 1-to-2 Spacing (μsec)	Pulse 2-to-3 Spacing (μsec)	Start Time (msec)
1	1	99.6	13			217
2	2	54.8	15	1727		2315.333
3	3	91.1	15	1120	1826	3607.666
4	2	76.2	7	1638		4476.999
5	1	88.9	13			5592.332
6	1	83	9			7558.665
7	1	83.9	12			8319.998
8	2	55.9	15	1613		9778.331
9	1	96.1	13			11445.664

Statistical Performance Check Result						
Radar Test Signal (#)		5		Trail #		3
Burst	Number of Pulses	Pulse Width (µsec)	Chirp Width (MHz)	Pulse 1-to-2 Spacing (µsec)	Pulse 2-to-3 Spacing (µsec)	Start Time (msec)
1	2	82	6	1246		1017
2	1	93.2	13			1960
3	2	61.3	13	1175		2727
4	1	52.8	8			4424
5	3	70.6	19	929	1076	4915
6	1	80.3	17			6325
7	1	83.2	15			7879
8	2	94	9	1805		9288
9	2	67	8	1486		10449
10	1	56.4	20			11613

Statistical Performance Check Result						
Radar Test Signal (#)		5		Trail #		4
Burst	Number of Pulses	Pulse Width (µsec)	Chirp Width (MHz)	Pulse 1-to-2 Spacing (µsec)	Pulse 2-to-3 Spacing (µsec)	Start Time (msec)
1	3	90.5	8	1149	1612	35
2	3	54.5	8	1094	1525	2104.909
3	1	57.1	18			3008.818
4	2	98.6	20	1292		3355.727
5	2	62.9	12	1433		5039.636
6	1	71.1	15			6162.545
7	1	96.7	5			7256.454
8	1	64.3	5			8120.363
9	3	61.2	8	1075	1524	9171.272
10	2	79.2	13	1877		10615.181
11	2	79.3	20	1313		11197.09

Statistical Performance Check Result						
Radar Test Signal (#)		5		Trail #		5
Burst	Number of Pulses	Pulse Width (µsec)	Chirp Width (MHz)	Pulse 1-to-2 Spacing (µsec)	Pulse 2-to-3 Spacing (µsec)	Start Time (msec)
1	1	89.5	13			20
2	3	71.8	11	1446	1549	1117
3	3	53.7	15	1100	1517	2485
4	2	99.3	11	1571		3334
5	3	56.8	6	1594	1280	4468
6	1	97.4	11			5213
7	2	67.6	13	1831		6014
8	3	77.1	8	1683	1337	7267
9	1	98.5	17			8544
10	3	58.3	13	1924	1829	9159
11	1	98.4	14			10380
12	1	79.3	11			11257

Statistical Performance Check Result						
Radar Test Signal (#)		5		Trail #		6
Burst	Number of Pulses	Pulse Width (µsec)	Chirp Width (MHz)	Pulse 1-to-2 Spacing (µsec)	Pulse 2-to-3 Spacing (µsec)	Start Time (msec)
1	2	53.8	14	1631		768
2	1	90	17			1453.077
3	3	87.2	18	1115	1297	2003.154
4	2	82	11	1728		3661.231
5	3	69.8	7	1641	1779	3888.308
6	2	63.1	20	1836		4946.385
7	1	59.8	6			6033.462
8	3	78.5	19	941	1921	7007.539
9	1	85.7	6			7603.616
10	3	67.7	9	1834	1450	8841.693
11	2	84.5	15	1376		9512.77
12	2	99.3	13	1570		10639.847
13	2	80.2	8	1088		11143.924

Statistical Performance Check Result						
Radar Test Signal (#)		5		Trail #		7
Burst	Number of Pulses	Pulse Width (µsec)	Chirp Width (MHz)	Pulse 1-to-2 Spacing (µsec)	Pulse 2-to-3 Spacing (µsec)	Start Time (msec)
1	3	80.8	10	1061	1124	389
2	2	81	9	1479		1091.143
3	2	87.6	17	1247		2291.286
4	2	94.7	18	1041		3143.429
5	2	78	18	1267		3741.572
6	1	95.5	14			4337.715
7	2	97.6	15	1215		5199.858
8	3	88	9	1349	1598	6171.001
9	2	69.7	17	1711		7626.144
10	2	96.5	17	1431		7882.287
11	2	96.9	6	1871		8695.43
12	3	66.4	10	1824	1468	10194.573
13	1	78.8	10			10822.716
14	3	87.6	6	1080	1159	11856.859

Statistical Performance Check Result						
Radar Test Signal (#)		5		Trail #	8	
Burst	Number of Pulses	Pulse Width (µsec)	Chirp Width (MHz)	Pulse 1-to-2 Spacing (µsec)	Pulse 2-to-3 Spacing (µsec)	Start Time (msec)
1	2	71.8	14	1432		573
2	2	65.9	19	1762		1114
3	2	74.7	6	1754		1977
4	3	81.7	5	1133	974	2616
5	3	57.8	14	1176	1712	3329
6	1	80.6	6			4341
7	3	99.3	17	1268	1876	4965
8	1	79.8	12			6218
9	3	83	11	990	1738	6989
10	3	71.5	11	1473	1255	7206
11	1	77.4	11			8127
12	2	84.8	12	1390		9315
13	2	64.6	12	1653		9748
14	2	92.9	12	1881		10919
15	1	71.3	6			11501

Statistical Performance Check Result						
Radar Test Signal (#)		5		Trail #		9
Burst	Number of Pulses	Pulse Width (µsec)	Chirp Width (MHz)	Pulse 1-to-2 Spacing (µsec)	Pulse 2-to-3 Spacing (µsec)	Start Time (msec)
1	2	55.4	9	1318		383
2	2	80.8	18	1710		1284
3	1	88.8	9			1995
4	2	78	12	1818		2342
5	1	78.5	12			3108
6	2	55	13	1219		3873
7	2	75.9	20	1004		4623
8	2	70.9	7	1820		5796
9	2	71.7	18	1559		6476
10	2	73.9	19	1232		6985
11	1	59.2	20			7924
12	1	55.7	9			8641
13	3	60.9	12	1144	1370	9198
14	2	60.8	14	990		9766
15	3	60.6	19	1526	1326	11195
16	2	89	5	1029		11381

Statistical Performance Check Result						
Radar Test Signal (#)		5		Trail #		10
Burst	Number of Pulses	Pulse Width (µsec)	Chirp Width (MHz)	Pulse 1-to-2 Spacing (µsec)	Pulse 2-to-3 Spacing (µsec)	Start Time (msec)
1	2	72.1	14	1119		488
2	3	81.4	13	1142	961	1156.882
3	3	92.9	18	991	1147	1976.764
4	3	81.3	18	1793	1369	2402.646
5	3	76.4	20	1005	1793	2902.528
6	1	61.6	18			4032.41
7	1	66.6	19			4416.292
8	1	53.7	12			5357.174
9	2	58	8	1477		5754.056
10	2	64	18	1791		6493.938
11	2	80.3	12	1304		7574.82
12	3	77.3	5	1039	1668	8136.702
13	2	97.6	11	1593		8633.584
14	1	73	6			9323.466
15	3	65.1	8	1097	1927	9984.348
16	2	59.5	13	1569		10770.23
17	1	88.2	19			11947.112

Statistical Performance Check Result						
Radar Test Signal (#)		5		Trail #		11
Burst	Number of Pulses	Pulse Width (µsec)	Chirp Width (MHz)	Pulse 1-to-2 Spacing (µsec)	Pulse 2-to-3 Spacing (µsec)	Start Time (msec)
1	2	56.1	12	1219		273
2	1	83.3	7			964.666
3	3	79.6	17	1218	1897	1492.333
4	2	95.8	7	1672		2480
5	2	79.6	8	920		3053.667
6	2	88.9	11	1779		3338.334
7	2	81.4	8	1645		4201.001
8	2	92	6	1454		4746.668
9	3	96	13	1518	1121	5525.335
10	2	65.6	11	1798		6349.002
11	2	98.7	5	1360		7082.669
12	2	52.9	15	1140		7985.336
13	2	76.5	8	1032		8092.003
14	3	73.8	18	1719	1383	9168.67
15	3	83.7	10	1270	1216	9676.337
16	2	89.6	10	1141		10108.004
17	2	67.2	20	1455		10938.671
18	3	55.7	14	1444	1475	11899.338

Statistical Performance Check Result						
Radar Test Signal (#)		5		Trail #	12	
Burst	Number of Pulses	Pulse Width (µsec)	Chirp Width (MHz)	Pulse 1-to-2 Spacing (µsec)	Pulse 2-to-3 Spacing (µsec)	Start Time (msec)
1	2	70.6	15	1040		575
2	2	72.9	13	1460		809.579
3	3	88.9	5	1250	1629	1454.158
4	3	60.3	20	1757	1822	2362.737
5	3	92.1	19	1845	1198	3002.316
6	1	73	5			3689.895
7	1	50.4	15			3858.474
8	1	66.4	10			4754.053
9	1	79.1	18			5489.632
10	1	71.6	20			6108.211
11	2	95.6	13	1229		6813.79
12	1	74.4	9			7310.369
13	3	55.6	17	1263	1724	7701.948
14	2	78.3	13	1507		8247.527
15	3	54.1	13	1325	1249	9034.106
16	2	67.1	18	1584		9784.685
17	2	65.8	9	1195		10348.264
18	2	50.1	12	1755		10784.843
19	2	87.7	18	1359		11548.422

Statistical Performance Check Result						
Radar Test Signal (#)		5		Trail #		13
Burst	Number of Pulses	Pulse Width (µsec)	Chirp Width (MHz)	Pulse 1-to-2 Spacing (µsec)	Pulse 2-to-3 Spacing (µsec)	Start Time (msec)
1	3	79.5	7	1808	1550	274
2	2	76.7	20	1632		1173
3	3	85.9	12	1305	1496	1218
4	3	86.6	14	968	1172	1933
5	2	74.9	14	1348		2448
6	3	82.2	20	1692	1310	3156
7	2	53.9	13	1342		3645
8	3	62.7	15	1839	1651	4276
9	2	86.2	6	1165		4891
10	1	63.1	11			5791
11	2	82.4	6	1416		6107
12	1	95.8	18			6848
13	2	75.7	9	993		7682
14	3	70.1	18	1563	1020	8154
15	3	85.8	13	1420	1084	8846
16	1	63.2	7			9265
17	1	75.1	11			9747
18	2	69.5	5	1802		10456
19	1	51.8	19			11222
20	2	62.3	5	1449		11704

Statistical Performance Check Result						
Radar Test Signal (#)		5		Trail #		14
Burst	Number of Pulses	Pulse Width (µsec)	Chirp Width (MHz)	Pulse 1-to-2 Spacing (µsec)	Pulse 2-to-3 Spacing (µsec)	Start Time (msec)
1	3	74.9	5	1314	1466	1289
2	2	83.9	19	1442		2936
3	2	55.8	6	1147		3240
4	2	59.4	6	1490		5955
5	2	78.2	15	1665		7312
6	2	57.3	15	1357		7764
7	2	76.2	11	1651		9255
8	3	59	7	1460	1109	11910

Statistical Performance Check Result						
Radar Test Signal (#)		5		Trail #		15
Burst	Number of Pulses	Pulse Width (µsec)	Chirp Width (MHz)	Pulse 1-to-2 Spacing (µsec)	Pulse 2-to-3 Spacing (µsec)	Start Time (msec)
1	3	77.7	19	1046	1568	17
2	2	98.2	20	1628		2210.333
3	2	95.3	8	1540		3732.666
4	2	78.8	15	1341		4821.999
5	2	52.8	20	988		6353.332
6	2	65.2	9	1480		7268.665
7	2	99.5	10	1867		8883.998
8	2	79.5	13	1148		9675.331
9	3	50.6	13	1030	1525	11987.664

Statistical Performance Check Result						
Radar Test Signal (#)		5		Trail #		16
Burst	Number of Pulses	Pulse Width (µsec)	Chirp Width (MHz)	Pulse 1-to-2 Spacing (µsec)	Pulse 2-to-3 Spacing (µsec)	Start Time (msec)
1	2	97.5	11	1357		764
2	2	91.8	13	1896		1498
3	1	78.5	5			3517
4	1	60.1	11			4669
5	2	96.2	10	975		5957
6	2	56.6	18	1626		6701
7	1	77.1	20			7523
8	2	96.3	8	1682		8707
9	2	52.2	13	1017		9817
10	1	92.8	15			11116

Statistical Performance Check Result						
Radar Test Signal (#)		5		Trail #		17
Burst	Number of Pulses	Pulse Width (µsec)	Chirp Width (MHz)	Pulse 1-to-2 Spacing (µsec)	Pulse 2-to-3 Spacing (µsec)	Start Time (msec)
1	2	57.3	8	1220		792
2	3	73.1	5	1717	1679	1935.909
3	2	54.1	14	967		2293.818
4	2	98.8	19	1137		3987.727
5	3	85.5	8	1068	960	4664.636
6	2	78.5	7	1387		6281.545
7	2	77.9	12	1869		7051.454
8	1	81.9	10			8185.363
9	1	50.4	9			9191.272
10	1	75.2	8			10608.181
11	2	92.7	7	1770		11876.09

Statistical Performance Check Result						
Radar Test Signal (#)		5		Trail #		18
Burst	Number of Pulses	Pulse Width (µsec)	Chirp Width (MHz)	Pulse 1-to-2 Spacing (µsec)	Pulse 2-to-3 Spacing (µsec)	Start Time (msec)
1	2	79.1	6	1042		793
2	3	55.7	9	1327	1744	1159
3	1	95	20			2734
4	1	88.4	5			3523
5	1	92.3	15			4546
6	1	93.6	6			5208
7	2	95.1	12	1044		6894
8	1	59.5	17			7666
9	2	98.7	17	1422		8640
10	2	65.1	5	1104		9320
11	1	60.2	5			10060
12	1	88.7	8			11823

Statistical Performance Check Result						
Radar Test Signal (#)		5		Trail #		19
Burst	Number of Pulses	Pulse Width (µsec)	Chirp Width (MHz)	Pulse 1-to-2 Spacing (µsec)	Pulse 2-to-3 Spacing (µsec)	Start Time (msec)
1	1	53.9	10			226
2	2	82.6	13	992		1777.077
3	1	87.7	8			2149.154
4	3	69	12	1696	1606	3297.231
5	1	68.6	12			3912.308
6	3	76.5	13	1333	1468	5004.385
7	2	95.8	17	1380		5595.462
8	2	55.6	19	1147		6795.539
9	2	78.6	14	1268		7512.616
10	2	65.4	17	1231		9220.693
11	2	76.6	18	1883		9748.77
12	1	93.2	6			10749.847
13	2	50.2	13	1836		11137.924

Statistical Performance Check Result						
Radar Test Signal (#)		5		Trail #		20
Burst	Number of Pulses	Pulse Width (µsec)	Chirp Width (MHz)	Pulse 1-to-2 Spacing (µsec)	Pulse 2-to-3 Spacing (µsec)	Start Time (msec)
1	1	60.9	13			142
2	2	81.7	15	1831		1379.143
3	2	78.5	5	1396		2504.286
4	2	98.2	6	1652		2574.429
5	1	64.1	12			3842.572
6	3	53	18	1862	1902	4442.715
7	2	62.3	15	1490		5390.858
8	2	87	11	1411		6576.001
9	2	78.4	8	1090		7594.144
10	2	87.2	7	967		8057.287
11	3	71	13	1662	1841	8676.43
12	2	77.2	5	1557		10029.573
13	1	94.4	15			10393.716
14	1	90.6	13			11648.859

Statistical Performance Check Result						
Radar Test Signal (#)		5		Trail #		21
Burst	Number of Pulses	Pulse Width (µsec)	Chirp Width (MHz)	Pulse 1-to-2 Spacing (µsec)	Pulse 2-to-3 Spacing (µsec)	Start Time (msec)
1	3	76.5	8	1870	1326	385
2	2	95.3	13	1162		873
3	3	58.9	9	1586	1909	2342
4	2	73.1	13	1460		2730
5	2	73.1	12	1488		3225
6	2	75.1	5	1331		4418
7	3	98.5	11	936	1532	5014
8	3	72.5	13	1110	1903	5987
9	3	67.4	12	1567	1513	6480
10	2	76.1	12	1005		7477
11	2	94.3	17	1413		8314
12	2	72.8	12	1778		8866
13	2	90.9	14	1793		9747
14	3	94.8	11	1012	1742	10841
15	3	95	12	912	1641	11809

Statistical Performance Check Result						
Radar Test Signal (#)		5		Trail #		22
Burst	Number of Pulses	Pulse Width (µsec)	Chirp Width (MHz)	Pulse 1-to-2 Spacing (µsec)	Pulse 2-to-3 Spacing (µsec)	Start Time (msec)
1	1	96.7	9			308
2	2	78.3	13	1045		777
3	1	56.5	12			1574
4	3	88.5	14	1119	1020	2879
5	2	62.4	9	1436		3548
6	2	78.2	5	1147		4091
7	3	76.8	14	1069	1575	4860
8	2	91.6	18	978		5852
9	2	93.7	5	1130		6623
10	2	97.4	8	1100		7006
11	3	90.1	6	1629	1375	7608
12	2	79.9	18	1809		8433
13	2	83	10	1370		9477
14	2	89.1	13	1239		10234
15	2	58.3	8	1321		10776
16	1	85.2	13			11272

Statistical Performance Check Result						
Radar Test Signal (#)		5		Trail #		23
Burst	Number of Pulses	Pulse Width (µsec)	Chirp Width (MHz)	Pulse 1-to-2 Spacing (µsec)	Pulse 2-to-3 Spacing (µsec)	Start Time (msec)
1	3	60	10	1097	1748	56
2	3	66.3	13	1391	1430	1126.882
3	2	88.5	15	1040		1994.764
4	2	72.1	8	1526		2278.646
5	1	72.3	8			3273.528
6	2	67.3	7	1022		3577.41
7	2	56.1	12	1325		4896.292
8	1	83.5	11			5636.174
9	3	99.4	13	1490	938	6052.056
10	1	54.2	12			6478.938
11	3	92.7	17	1251	1631	7423.82
12	3	95.1	17	1741	1162	7821.702
13	2	84	9	1597		8637.584
14	1	68.5	18			9688.466
15	1	76.5	20			10067.348
16	3	86.6	11	1774	1875	11045.23
17	2	62.2	9	1563		11786.112

Statistical Performance Check Result						
Radar Test Signal (#)		5		Trail #		24
Burst	Number of Pulses	Pulse Width (µsec)	Chirp Width (MHz)	Pulse 1-to-2 Spacing (µsec)	Pulse 2-to-3 Spacing (µsec)	Start Time (msec)
1	1	86.6	19			621
2	2	95.3	17	926		794.666
3	1	76.2	12			1584.333
4	3	71.4	19	1287	1404	2269
5	3	51.7	12	1564	1339	3299.667
6	2	77	5	1899		3948.334
7	1	87.5	12			4375.001
8	3	59	17	1327	1615	5276.668
9	2	78.3	15	1551		5881.335
10	2	89.7	5	1718		6456.002
11	2	92.1	7	1403		6678.669
12	2	97.3	14	1338		7929.336
13	3	80.3	20	1354	1563	8484.003
14	1	98.2	8			9094.67
15	3	94.4	13	1795	1829	9845.337
16	2	90.4	13	1105		10342.004
17	2	73.6	19	1787		10958.671
18	1	82.9	7			11951.338

Statistical Performance Check Result						
Radar Test Signal (#)		5		Trail #		25
Burst	Number of Pulses	Pulse Width (µsec)	Chirp Width (MHz)	Pulse 1-to-2 Spacing (µsec)	Pulse 2-to-3 Spacing (µsec)	Start Time (msec)
1	1	90	18			173
2	1	65.3	19			876.579
3	2	82.6	10	1756		1390.158
4	2	93.9	18	1557		2181.737
5	2	50.5	13	1479		2808.316
6	1	68	7			3333.895
7	3	88.4	11	1244	1076	4357.474
8	3	66.8	11	1288	1909	4869.053
9	2	88	12	1450		5579.632
10	3	51.1	6	1797	1935	5879.211
11	2	93.8	13	1073		6499.79
12	1	83.5	10			7453.369
13	2	96.9	12	1047		7845.948
14	3	87.2	18	1521	1450	8453.527
15	2	60.1	8	1545		9133.106
16	3	98	10	1842	1402	10027.685
17	3	57	19	1665	1732	10248.264
18	1	74.3	14			10767.843
19	2	57.8	10	1576		11977.422

Statistical Performance Check Result						
Radar Test Signal (#)		5		Trail #		26
Burst	Number of Pulses	Pulse Width (µsec)	Chirp Width (MHz)	Pulse 1-to-2 Spacing (µsec)	Pulse 2-to-3 Spacing (µsec)	Start Time (msec)
1	2	92.8	9	1222		531
2	2	52.4	8	1547		768
3	3	56.8	7	1158	1184	1393
4	1	91.2	7			2365
5	3	61.2	10	1558	1664	2787
6	3	62	7	1518	1656	3391
7	2	69	5	1531		3927
8	2	67.3	18	1064		4225
9	1	94.1	5			4878
10	2	76	17	1190		5622
11	2	81.9	12	1815		6096
12	2	57.9	8	1594		6877
13	3	68.3	19	1427	1540	7241
14	2	53.3	7	1713		7848
15	2	85.3	15	1136		8448
16	1	65.3	20			9057
17	3	79.8	20	923	1259	9648
18	2	56.9	20	1357		10683
19	2	93	9	1686		10873
20	2	82.8	10	944		11752

Statistical Performance Check Result						
Radar Test Signal (#)		5		Trail #		27
Burst	Number of Pulses	Pulse Width (µsec)	Chirp Width (MHz)	Pulse 1-to-2 Spacing (µsec)	Pulse 2-to-3 Spacing (µsec)	Start Time (msec)
1	3	50.9	11	1106	1077	1293
2	2	77.8	18	1836		2735
3	3	60.7	5	1069	1635	4092
4	2	77.2	13	1916		5843
5	2	91.6	13	1465		7466
6	2	56.8	17	1783		7876
7	1	59.5	20			9131
8	1	66.5	12			11524

Statistical Performance Check Result						
Radar Test Signal (#)		5		Trail #		28
Burst	Number of Pulses	Pulse Width (µsec)	Chirp Width (MHz)	Pulse 1-to-2 Spacing (µsec)	Pulse 2-to-3 Spacing (µsec)	Start Time (msec)
1	2	72	9	1092		965
2	2	89.2	6	1550		2559.333
3	1	81.2	12			2943.666
4	2	80.6	15	1616		4457.999
5	2	62.8	10	1812		6081.332
6	1	71	8			7100.665
7	2	69.3	6	1027		9110.998
8	2	77.2	13	1076		9971.331
9	2	65.4	5	1582		10944.664

Statistical Performance Check Result						
Radar Test Signal (#)		5		Trail #		29
Burst	Number of Pulses	Pulse Width (µsec)	Chirp Width (MHz)	Pulse 1-to-2 Spacing (µsec)	Pulse 2-to-3 Spacing (µsec)	Start Time (msec)
1	1	51.5	19			151
2	1	82.3	13			2271
3	3	78.3	8	1115	1740	3046
4	2	99	14	1101		4309
5	3	98.8	7	1819	945	5356
6	2	80.9	19	922		6567
7	2	64	12	953		7781
8	1	79	20			9198
9	1	68	8			9712
10	2	50.4	13	1587		10826

Statistical Performance Check Result						
Radar Test Signal (#)		5		Trail #		30
Burst	Number of Pulses	Pulse Width (µsec)	Chirp Width (MHz)	Pulse 1-to-2 Spacing (µsec)	Pulse 2-to-3 Spacing (µsec)	Start Time (msec)
1	3	57.8	5	1324	1716	82
2	2	70.1	20	1733		1677.909
3	2	95.2	13	1188		2970.818
4	3	84.6	20	1042	1259	4293.727
5	3	96.5	7	1329	1596	4379.636
6	2	84.3	15	1606		6162.545
7	3	53.5	19	1783	1458	7283.454
8	3	74.9	5	1599	1891	8102.363
9	3	53.8	7	1494	1467	8979.272
10	2	60.5	14	1319		10282.181
11	1	73.3	10			11754.09

3.5.27 Test Frequency for Radar Type 6

Radar Type 6						Trail#		1	
Pulse Width (µsec)		PRI (usec)		Pulses per Hop		Hopping Rate (KHz)		Hopping Sequence Length (msec)	
1		333		9		0.333		300	
Number	Frequency (MHz)	Number	Frequency (MHz)	Number	Frequency (MHz)	Number	Frequency (MHz)	Number	Frequency (MHz)
1	5506	21	5353	41	5434	61	5469	81	5568
2	5555	22	5658	42	5317	62	5404	82	5397
3	5673	23	5445	43	5525	63	5683	83	5492
4	5265	24	5251	44	5524	64	5324	84	5390
5	5362	25	5649	45	5698	65	5678	85	5530
6	5327	26	5295	46	5307	66	5422	86	5614
7	5380	27	5485	47	5574	67	5612	87	5629
8	5335	28	5431	48	5406	68	5260	88	5702
9	5387	29	5389	49	5452	69	5587	89	5447
10	5718	30	5561	50	5435	70	5313	90	5637
11	5477	31	5269	51	5364	71	5493	91	5394
12	5378	32	5690	52	5601	72	5277	92	5386
13	5426	33	5707	53	5363	73	5551	93	5679
14	5529	34	5496	54	5602	74	5510	94	5407
15	5432	35	5667	55	5617	75	5578	95	5401
16	5573	36	5518	56	5507	76	5360	96	5396
17	5625	37	5443	57	5308	77	5584	97	5642
18	5344	38	5411	58	5483	78	5548	98	5656
19	5466	39	5448	59	5665	79	5523	99	5359
20	5513	40	5605	60	5708	80	5433	100	5717

Radar Type 6						Trail#		2	
Pulse Width (µsec)		PRI (usec)		Pulses per Hop		Hopping Rate (KHz)		Hopping Sequence Length (msec)	
1		333		9		0.333		300	
Number	Frequency (MHz)	Number	Frequency (MHz)	Number	Frequency (MHz)	Number	Frequency (MHz)	Number	Frequency (MHz)
1	5328	21	5588	41	5568	61	5535	81	5446
2	5486	22	5426	42	5677	62	5685	82	5649
3	5661	23	5314	43	5647	63	5276	83	5544
4	5536	24	5266	44	5549	64	5254	84	5447
5	5699	25	5325	45	5474	65	5394	85	5527
6	5409	26	5542	46	5492	66	5631	86	5628
7	5600	27	5494	47	5306	67	5505	87	5275
8	5333	28	5430	48	5565	68	5706	88	5375
9	5543	29	5526	49	5351	69	5308	89	5646
10	5531	30	5317	50	5632	70	5617	90	5252
11	5590	31	5448	51	5567	71	5545	91	5680
12	5357	32	5578	52	5262	72	5450	92	5405
13	5635	33	5411	53	5676	73	5602	93	5300
14	5329	34	5470	54	5303	74	5574	94	5640
15	5389	35	5566	55	5651	75	5461	95	5311
16	5724	36	5532	56	5708	76	5524	96	5503
17	5648	37	5688	57	5702	77	5278	97	5438
18	5502	38	5703	58	5282	78	5352	98	5366
19	5674	39	5538	59	5678	79	5374	99	5281
20	5408	40	5267	60	5589	80	5326	100	5327

Radar Type 6						Trail#		3	
Pulse Width (µsec)		PRI (usec)		Pulses per Hop		Hopping Rate (KHz)		Hopping Sequence Length (msec)	
1		333		9		0.333		300	
Number	Frequency (MHz)	Number	Frequency (MHz)	Number	Frequency (MHz)	Number	Frequency (MHz)	Number	Frequency (MHz)
1	5622	21	5374	41	5710	61	5352	81	5278
2	5465	22	5713	42	5466	62	5279	82	5451
3	5587	23	5652	43	5326	63	5442	83	5324
4	5484	24	5603	44	5506	64	5315	84	5404
5	5671	25	5393	45	5629	65	5494	85	5663
6	5460	26	5717	46	5343	66	5669	86	5406
7	5316	27	5386	47	5438	67	5689	87	5626
8	5567	28	5445	48	5463	68	5440	88	5615
9	5462	29	5422	49	5597	69	5537	89	5609
10	5283	30	5491	50	5381	70	5452	90	5657
11	5670	31	5673	51	5510	71	5431	91	5558
12	5361	32	5300	52	5695	72	5396	92	5581
13	5258	33	5518	53	5391	73	5612	93	5309
14	5674	34	5482	54	5428	74	5292	94	5516
15	5376	35	5331	55	5444	75	5479	95	5580
16	5635	36	5680	56	5348	76	5273	96	5650
17	5495	37	5651	57	5592	77	5347	97	5514
18	5436	38	5353	58	5256	78	5414	98	5483
19	5700	39	5332	59	5709	79	5259	99	5535
20	5281	40	5449	60	5485	80	5658	100	5301

Radar Type 6						Trail#		4	
Pulse Width (µsec)		PRI (usec)		Pulses per Hop		Hopping Rate (KHz)		Hopping Sequence Length (msec)	
1		333		9		0.333		300	
Number	Frequency (MHz)	Number	Frequency (MHz)	Number	Frequency (MHz)	Number	Frequency (MHz)	Number	Frequency (MHz)
1	5438	21	5560	41	5557	61	5500	81	5598
2	5551	22	5545	42	5718	62	5675	82	5326
3	5593	23	5254	43	5425	63	5286	83	5489
4	5572	24	5559	44	5547	64	5352	84	5534
5	5436	25	5695	45	5255	65	5722	85	5398
6	5330	26	5292	46	5266	66	5569	86	5548
7	5540	27	5460	47	5486	67	5362	87	5721
8	5646	28	5416	48	5660	68	5590	88	5639
9	5420	29	5692	49	5711	69	5712	89	5501
10	5481	30	5273	50	5677	70	5290	90	5265
11	5693	31	5458	51	5667	71	5320	91	5424
12	5332	32	5275	52	5374	72	5699	92	5317
13	5606	33	5419	53	5263	73	5602	93	5561
14	5399	34	5696	54	5513	74	5441	94	5343
15	5350	35	5530	55	5418	75	5370	95	5447
16	5594	36	5453	56	5423	76	5417	96	5380
17	5523	37	5299	57	5400	77	5585	97	5466
18	5334	38	5691	58	5355	78	5342	98	5634
19	5304	39	5713	59	5581	79	5517	99	5536
20	5288	40	5701	60	5702	80	5477	100	5610

Radar Type 6						Trail#		5	
Pulse Width (µsec)		PRI (usec)		Pulses per Hop		Hopping Rate (KHz)		Hopping Sequence Length (msec)	
1		333		9		0.333		300	
Number	Frequency (MHz)	Number	Frequency (MHz)	Number	Frequency (MHz)	Number	Frequency (MHz)	Number	Frequency (MHz)
1	5522	21	5399	41	5378	61	5410	81	5590
2	5462	22	5531	42	5318	62	5565	82	5601
3	5437	23	5324	43	5612	63	5479	83	5296
4	5635	24	5504	44	5351	64	5370	84	5521
5	5331	25	5300	45	5332	65	5497	85	5283
6	5640	26	5586	46	5625	66	5397	86	5499
7	5634	27	5556	47	5661	67	5632	87	5609
8	5287	28	5716	48	5415	68	5361	88	5683
9	5398	29	5530	49	5573	69	5523	89	5306
10	5282	30	5627	50	5724	70	5561	90	5337
11	5583	31	5359	51	5383	71	5569	91	5510
12	5538	32	5680	52	5327	72	5526	92	5525
13	5393	33	5545	53	5567	73	5582	93	5599
14	5459	34	5475	54	5341	74	5517	94	5354
15	5628	35	5408	55	5345	75	5274	95	5712
16	5529	36	5688	56	5340	76	5317	96	5416
17	5568	37	5256	57	5631	77	5548	97	5719
18	5355	38	5414	58	5579	78	5656	98	5700
19	5553	39	5560	59	5721	79	5302	99	5314
20	5645	40	5690	60	5308	80	5500	100	5270

Radar Type 6						Trail#		6	
Pulse Width (µsec)		PRI (usec)		Pulses per Hop		Hopping Rate (KHz)		Hopping Sequence Length (msec)	
1		333		9		0.333		300	
Number	Frequency (MHz)	Number	Frequency (MHz)	Number	Frequency (MHz)	Number	Frequency (MHz)	Number	Frequency (MHz)
1	5294	21	5375	41	5423	61	5277	81	5586
2	5611	22	5348	42	5275	62	5491	82	5363
3	5494	23	5656	43	5410	63	5303	83	5377
4	5516	24	5489	44	5666	64	5373	84	5312
5	5439	25	5351	45	5706	65	5462	85	5594
6	5376	26	5419	46	5385	66	5457	86	5604
7	5330	27	5371	47	5445	67	5359	87	5386
8	5628	28	5478	48	5289	68	5640	88	5559
9	5338	29	5394	49	5687	69	5326	89	5506
10	5416	30	5352	50	5669	70	5283	90	5443
11	5464	31	5451	51	5444	71	5401	91	5578
12	5266	32	5539	52	5621	72	5296	92	5543
13	5287	33	5693	53	5707	73	5535	93	5523
14	5608	34	5596	54	5632	74	5710	94	5328
15	5563	35	5549	55	5355	75	5424	95	5702
16	5305	36	5709	56	5579	76	5525	96	5263
17	5583	37	5366	57	5663	77	5425	97	5317
18	5281	38	5431	58	5623	78	5556	98	5428
19	5568	39	5664	59	5461	79	5406	99	5529
20	5555	40	5272	60	5658	80	5383	100	5585

Radar Type 6						Trail#		7	
Pulse Width (µsec)		PRI (usec)		Pulses per Hop		Hopping Rate (KHz)		Hopping Sequence Length (msec)	
1		333		9		0.333		300	
Number	Frequency (MHz)	Number	Frequency (MHz)	Number	Frequency (MHz)	Number	Frequency (MHz)	Number	Frequency (MHz)
1	5396	21	5252	41	5613	61	5255	81	5639
2	5320	22	5517	42	5380	62	5642	82	5342
3	5475	23	5285	43	5651	63	5458	83	5714
4	5632	24	5451	44	5358	64	5258	84	5641
5	5630	25	5414	45	5384	65	5429	85	5425
6	5650	26	5534	46	5612	66	5656	86	5473
7	5637	27	5452	47	5431	67	5422	87	5286
8	5388	28	5446	48	5439	68	5363	88	5528
9	5605	29	5344	49	5629	69	5266	89	5257
10	5419	30	5617	50	5313	70	5497	90	5468
11	5496	31	5289	51	5359	71	5462	91	5250
12	5689	32	5661	52	5710	72	5351	92	5324
13	5585	33	5591	53	5566	73	5607	93	5395
14	5655	34	5265	54	5436	74	5602	94	5513
15	5678	35	5603	55	5302	75	5287	95	5488
16	5586	36	5588	56	5341	76	5277	96	5551
17	5291	37	5701	57	5547	77	5654	97	5693
18	5631	38	5564	58	5283	78	5628	98	5574
19	5493	39	5490	59	5379	79	5479	99	5627
20	5646	40	5470	60	5260	80	5251	100	5455

Radar Type 6						Trail#		8	
Pulse Width (µsec)		PRI (usec)		Pulses per Hop		Hopping Rate (KHz)		Hopping Sequence Length (msec)	
1		333		9		0.333		300	
Number	Frequency (MHz)	Number	Frequency (MHz)	Number	Frequency (MHz)	Number	Frequency (MHz)	Number	Frequency (MHz)
1	5313	21	5716	41	5483	61	5619	81	5402
2	5662	22	5515	42	5327	62	5338	82	5428
3	5673	23	5554	43	5517	63	5445	83	5700
4	5404	24	5534	44	5567	64	5358	84	5430
5	5541	25	5329	45	5275	65	5487	85	5370
6	5287	26	5405	46	5526	66	5592	86	5379
7	5321	27	5631	47	5633	67	5334	87	5446
8	5357	28	5389	48	5373	68	5268	88	5322
9	5548	29	5571	49	5577	69	5312	89	5679
10	5500	30	5612	50	5340	70	5410	90	5699
11	5437	31	5544	51	5545	71	5382	91	5546
12	5267	32	5269	52	5557	72	5467	92	5393
13	5468	33	5576	53	5527	73	5280	93	5283
14	5525	34	5307	54	5294	74	5706	94	5363
15	5572	35	5272	55	5377	75	5425	95	5413
16	5345	36	5491	56	5676	76	5583	96	5659
17	5309	37	5660	57	5499	77	5604	97	5366
18	5630	38	5305	58	5707	78	5460	98	5674
19	5422	39	5686	59	5530	79	5376	99	5528
20	5603	40	5475	60	5661	80	5669	100	5324

Radar Type 6						Trail#		9	
Pulse Width (µsec)		PRI (usec)		Pulses per Hop		Hopping Rate (KHz)		Hopping Sequence Length (msec)	
1		333		9		0.333		300	
Number	Frequency (MHz)	Number	Frequency (MHz)	Number	Frequency (MHz)	Number	Frequency (MHz)	Number	Frequency (MHz)
1	5514	21	5406	41	5503	61	5558	81	5307
2	5302	22	5286	42	5287	62	5643	82	5305
3	5467	23	5472	43	5460	63	5440	83	5710
4	5441	24	5484	44	5299	64	5625	84	5590
5	5434	25	5515	45	5291	65	5613	85	5689
6	5256	26	5315	46	5539	66	5373	86	5655
7	5330	27	5294	47	5533	67	5708	87	5465
8	5571	28	5350	48	5348	68	5663	88	5250
9	5258	29	5466	49	5600	69	5527	89	5633
10	5331	30	5347	50	5453	70	5505	90	5363
11	5666	31	5322	51	5384	71	5616	91	5592
12	5684	32	5403	52	5569	72	5653	92	5656
13	5524	33	5463	53	5419	73	5285	93	5691
14	5393	34	5699	54	5471	74	5617	94	5394
15	5267	35	5500	55	5383	75	5455	95	5504
16	5519	36	5674	56	5547	76	5433	96	5713
17	5462	37	5485	57	5283	77	5295	97	5314
18	5429	38	5518	58	5624	78	5397	98	5448
19	5683	39	5589	59	5581	79	5630	99	5369
20	5631	40	5296	60	5671	80	5676	100	5418

Radar Type 6						Trail#		10	
Pulse Width (µsec)		PRI (usec)		Pulses per Hop		Hopping Rate (KHz)		Hopping Sequence Length (msec)	
1		333		9		0.333		300	
Number	Frequency (MHz)	Number	Frequency (MHz)	Number	Frequency (MHz)	Number	Frequency (MHz)	Number	Frequency (MHz)
1	5662	21	5645	41	5410	61	5698	81	5589
2	5478	22	5267	42	5374	62	5570	82	5250
3	5459	23	5257	43	5427	63	5381	83	5490
4	5618	24	5707	44	5606	64	5399	84	5382
5	5615	25	5387	45	5602	65	5556	85	5266
6	5293	26	5619	46	5632	66	5431	86	5501
7	5332	27	5278	47	5380	67	5396	87	5484
8	5607	28	5567	48	5444	68	5493	88	5687
9	5279	29	5524	49	5681	69	5334	89	5688
10	5549	30	5553	50	5689	70	5712	90	5479
11	5558	31	5672	51	5627	71	5720	91	5307
12	5609	32	5509	52	5601	72	5579	92	5457
13	5718	33	5260	53	5423	73	5563	93	5625
14	5390	34	5680	54	5532	74	5445	94	5361
15	5354	35	5608	55	5428	75	5264	95	5661
16	5416	36	5518	56	5513	76	5480	96	5453
17	5626	37	5651	57	5554	77	5621	97	5633
18	5704	38	5646	58	5258	78	5409	98	5299
19	5323	39	5678	59	5686	79	5344	99	5263
20	5500	40	5458	60	5405	80	5620	100	5357

Radar Type 6						Trail#		11	
Pulse Width (µsec)		PRI (usec)		Pulses per Hop		Hopping Rate (KHz)		Hopping Sequence Length (msec)	
1		333		9		0.333		300	
Number	Frequency (MHz)	Number	Frequency (MHz)	Number	Frequency (MHz)	Number	Frequency (MHz)	Number	Frequency (MHz)
1	5526	21	5375	41	5281	61	5262	81	5351
2	5619	22	5463	42	5316	62	5420	82	5312
3	5411	23	5412	43	5633	63	5595	83	5373
4	5534	24	5436	44	5708	64	5257	84	5464
5	5369	25	5460	45	5481	65	5300	85	5544
6	5356	26	5640	46	5324	66	5291	86	5673
7	5720	27	5590	47	5345	67	5294	87	5661
8	5264	28	5588	48	5456	68	5482	88	5690
9	5429	29	5292	49	5391	69	5589	89	5458
10	5474	30	5437	50	5283	70	5660	90	5629
11	5308	31	5418	51	5396	71	5385	91	5535
12	5368	32	5530	52	5414	72	5401	92	5647
13	5536	33	5527	53	5538	73	5394	93	5423
14	5719	34	5586	54	5478	74	5327	94	5674
15	5551	35	5597	55	5653	75	5678	95	5493
16	5307	36	5654	56	5486	76	5525	96	5333
17	5318	37	5637	57	5718	77	5453	97	5319
18	5378	38	5563	58	5543	78	5258	98	5326
19	5432	39	5362	59	5310	79	5419	99	5612
20	5710	40	5574	60	5709	80	5713	100	5594

Radar Type 6						Trail#		12	
Pulse Width (µsec)		PRI (usec)		Pulses per Hop		Hopping Rate (KHz)		Hopping Sequence Length (msec)	
1		333		9		0.333		300	
Number	Frequency (MHz)	Number	Frequency (MHz)	Number	Frequency (MHz)	Number	Frequency (MHz)	Number	Frequency (MHz)
1	5488	21	5418	41	5317	61	5573	81	5582
2	5538	22	5271	42	5673	62	5250	82	5509
3	5311	23	5374	43	5599	63	5302	83	5695
4	5449	24	5528	44	5517	64	5337	84	5574
5	5286	25	5300	45	5381	65	5280	85	5368
6	5425	26	5718	46	5557	66	5290	86	5376
7	5660	27	5606	47	5332	67	5541	87	5461
8	5680	28	5691	48	5396	68	5512	88	5575
9	5416	29	5712	49	5492	69	5636	89	5261
10	5292	30	5602	50	5563	70	5442	90	5598
11	5507	31	5638	51	5515	71	5394	91	5482
12	5679	32	5577	52	5284	72	5314	92	5344
13	5610	33	5702	53	5581	73	5567	93	5549
14	5704	34	5495	54	5379	74	5705	94	5533
15	5336	35	5493	55	5421	75	5502	95	5388
16	5279	36	5692	56	5464	76	5585	96	5273
17	5524	37	5645	57	5450	77	5655	97	5614
18	5419	38	5721	58	5434	78	5542	98	5707
19	5431	39	5266	59	5496	79	5527	99	5519
20	5313	40	5618	60	5668	80	5510	100	5644

Radar Type 6						Trail#		13	
Pulse Width (µsec)		PRI (usec)		Pulses per Hop		Hopping Rate (KHz)		Hopping Sequence Length (msec)	
1		333		9		0.333		300	
Number	Frequency (MHz)	Number	Frequency (MHz)	Number	Frequency (MHz)	Number	Frequency (MHz)	Number	Frequency (MHz)
1	5297	21	5593	41	5476	61	5651	81	5427
2	5355	22	5677	42	5668	62	5363	82	5515
3	5451	23	5263	43	5615	63	5388	83	5320
4	5367	24	5577	44	5400	64	5619	84	5423
5	5569	25	5272	45	5579	65	5413	85	5518
6	5538	26	5286	46	5637	66	5284	86	5444
7	5255	27	5685	47	5705	67	5488	87	5434
8	5556	28	5394	48	5688	68	5386	88	5674
9	5626	29	5641	49	5525	69	5450	89	5470
10	5494	30	5317	50	5253	70	5675	90	5720
11	5630	31	5443	51	5504	71	5305	91	5385
12	5657	32	5676	52	5704	72	5280	92	5442
13	5261	33	5418	53	5379	73	5452	93	5635
14	5539	34	5611	54	5717	74	5682	94	5364
15	5528	35	5353	55	5334	75	5713	95	5293
16	5552	36	5372	56	5588	76	5499	96	5324
17	5478	37	5645	57	5474	77	5480	97	5420
18	5465	38	5349	58	5686	78	5671	98	5338
19	5702	39	5285	59	5435	79	5417	99	5447
20	5622	40	5510	60	5548	80	5265	100	5481

Radar Type 6						Trail#		14	
Pulse Width (µsec)		PRI (usec)		Pulses per Hop		Hopping Rate (KHz)		Hopping Sequence Length (msec)	
1		333		9		0.333		300	
Number	Frequency (MHz)	Number	Frequency (MHz)	Number	Frequency (MHz)	Number	Frequency (MHz)	Number	Frequency (MHz)
1	5472	21	5453	41	5676	61	5369	81	5435
2	5436	22	5267	42	5259	62	5370	82	5483
3	5569	23	5416	43	5292	63	5444	83	5588
4	5304	24	5686	44	5572	64	5525	84	5620
5	5456	25	5536	45	5284	65	5343	85	5442
6	5356	26	5288	46	5553	66	5630	86	5439
7	5337	27	5302	47	5427	67	5634	87	5464
8	5258	28	5528	48	5648	68	5508	88	5420
9	5601	29	5635	49	5383	69	5434	89	5295
10	5527	30	5535	50	5376	70	5526	90	5313
11	5524	31	5348	51	5392	71	5276	91	5366
12	5384	32	5489	52	5586	72	5560	92	5407
13	5340	33	5328	53	5423	73	5495	93	5305
14	5640	34	5263	54	5511	74	5389	94	5709
15	5604	35	5326	55	5664	75	5336	95	5368
16	5628	36	5595	56	5556	76	5577	96	5443
17	5704	37	5636	57	5641	77	5619	97	5494
18	5518	38	5491	58	5530	78	5507	98	5719
19	5623	39	5668	59	5665	79	5275	99	5691
20	5350	40	5589	60	5500	80	5477	100	5418

Radar Type 6						Trail#		15	
Pulse Width (µsec)		PRI (usec)		Pulses per Hop		Hopping Rate (KHz)		Hopping Sequence Length (msec)	
1		333		9		0.333		300	
Number	Frequency (MHz)	Number	Frequency (MHz)	Number	Frequency (MHz)	Number	Frequency (MHz)	Number	Frequency (MHz)
1	5685	21	5570	41	5360	61	5513	81	5641
2	5297	22	5272	42	5355	62	5263	82	5545
3	5379	23	5652	43	5364	63	5556	83	5268
4	5307	24	5448	44	5510	64	5689	84	5530
5	5428	25	5666	45	5505	65	5479	85	5559
6	5578	26	5500	46	5481	66	5407	86	5458
7	5664	27	5588	47	5698	67	5492	87	5543
8	5372	28	5598	48	5417	68	5411	88	5527
9	5495	29	5331	49	5519	69	5295	89	5602
10	5550	30	5453	50	5426	70	5650	90	5541
11	5548	31	5708	51	5333	71	5564	91	5609
12	5257	32	5302	52	5605	72	5675	92	5383
13	5656	33	5589	53	5347	73	5551	93	5441
14	5704	34	5330	54	5335	74	5526	94	5710
15	5342	35	5401	55	5344	75	5421	95	5575
16	5313	36	5461	56	5327	76	5483	96	5636
17	5485	37	5642	57	5456	77	5613	97	5536
18	5457	38	5565	58	5579	78	5440	98	5435
19	5569	39	5606	59	5498	79	5487	99	5684
20	5584	40	5392	60	5370	80	5657	100	5549

Radar Type 6						Trail#		16	
Pulse Width (µsec)		PRI (usec)		Pulses per Hop		Hopping Rate (KHz)		Hopping Sequence Length (msec)	
1		333		9		0.333		300	
Number	Frequency (MHz)	Number	Frequency (MHz)	Number	Frequency (MHz)	Number	Frequency (MHz)	Number	Frequency (MHz)
1	5590	21	5379	41	5292	61	5402	81	5264
2	5517	22	5540	42	5724	62	5530	82	5619
3	5660	23	5515	43	5696	63	5658	83	5580
4	5279	24	5612	44	5674	64	5406	84	5428
5	5426	25	5528	45	5575	65	5554	85	5294
6	5461	26	5280	46	5329	66	5440	86	5455
7	5642	27	5411	47	5686	67	5431	87	5336
8	5381	28	5417	48	5718	68	5255	88	5354
9	5668	29	5328	49	5609	69	5363	89	5465
10	5462	30	5583	50	5657	70	5632	90	5614
11	5527	31	5615	51	5537	71	5576	91	5353
12	5552	32	5511	52	5721	72	5482	92	5263
13	5273	33	5579	53	5392	73	5505	93	5543
14	5714	34	5595	54	5321	74	5557	94	5513
15	5342	35	5453	55	5447	75	5652	95	5452
16	5577	36	5446	56	5383	76	5605	96	5433
17	5305	37	5491	57	5661	77	5419	97	5437
18	5423	38	5460	58	5424	78	5301	98	5656
19	5425	39	5567	59	5676	79	5644	99	5398
20	5653	40	5647	60	5636	80	5635	100	5457

Radar Type 6						Trail#		17	
Pulse Width (µsec)		PRI (usec)		Pulses per Hop		Hopping Rate (KHz)		Hopping Sequence Length (msec)	
1		333		9		0.333		300	
Number	Frequency (MHz)	Number	Frequency (MHz)	Number	Frequency (MHz)	Number	Frequency (MHz)	Number	Frequency (MHz)
1	5553	21	5672	41	5250	61	5627	81	5594
2	5685	22	5343	42	5394	62	5713	82	5389
3	5527	23	5330	43	5345	63	5688	83	5489
4	5511	24	5581	44	5283	64	5538	84	5405
5	5665	25	5705	45	5552	65	5561	85	5542
6	5569	26	5344	46	5483	66	5622	86	5443
7	5660	27	5298	47	5509	67	5257	87	5324
8	5497	28	5460	48	5341	68	5562	88	5374
9	5302	29	5355	49	5397	69	5576	89	5686
10	5715	30	5424	50	5320	70	5611	90	5363
11	5599	31	5414	51	5530	71	5468	91	5690
12	5603	32	5455	52	5305	72	5348	92	5678
13	5503	33	5583	53	5430	73	5575	93	5655
14	5418	34	5464	54	5402	74	5682	94	5480
15	5294	35	5720	55	5469	75	5502	95	5513
16	5447	36	5661	56	5607	76	5645	96	5586
17	5408	37	5361	57	5554	77	5263	97	5280
18	5256	38	5252	58	5486	78	5573	98	5262
19	5597	39	5698	59	5377	79	5640	99	5279
20	5255	40	5679	60	5565	80	5395	100	5687

Radar Type 6						Trail#		18	
Pulse Width (µsec)		PRI (usec)		Pulses per Hop		Hopping Rate (KHz)		Hopping Sequence Length (msec)	
1		333		9		0.333		300	
Number	Frequency (MHz)	Number	Frequency (MHz)	Number	Frequency (MHz)	Number	Frequency (MHz)	Number	Frequency (MHz)
1	5391	21	5305	41	5295	61	5676	81	5588
2	5258	22	5513	42	5566	62	5548	82	5662
3	5301	23	5435	43	5683	63	5531	83	5362
4	5479	24	5390	44	5703	64	5416	84	5516
5	5509	25	5620	45	5298	65	5285	85	5641
6	5720	26	5356	46	5546	66	5705	86	5451
7	5483	27	5706	47	5262	67	5669	87	5618
8	5597	28	5347	48	5656	68	5283	88	5378
9	5383	29	5636	49	5511	69	5709	89	5527
10	5397	30	5392	50	5544	70	5589	90	5700
11	5385	31	5442	51	5437	71	5611	91	5327
12	5602	32	5578	52	5540	72	5568	92	5643
13	5674	33	5278	53	5311	73	5677	93	5635
14	5693	34	5402	54	5659	74	5474	94	5420
15	5716	35	5440	55	5675	75	5303	95	5562
16	5708	36	5373	56	5406	76	5260	96	5333
17	5457	37	5422	57	5704	77	5359	97	5598
18	5334	38	5386	58	5413	78	5252	98	5646
19	5389	39	5623	59	5309	79	5639	99	5681
20	5317	40	5462	60	5287	80	5253	100	5471

Radar Type 6						Trail#		19	
Pulse Width (µsec)		PRI (usec)		Pulses per Hop		Hopping Rate (KHz)		Hopping Sequence Length (msec)	
1		333		9		0.333		300	
Number	Frequency (MHz)	Number	Frequency (MHz)	Number	Frequency (MHz)	Number	Frequency (MHz)	Number	Frequency (MHz)
1	5373	21	5256	41	5273	61	5415	81	5482
2	5422	22	5465	42	5634	62	5656	82	5577
3	5616	23	5462	43	5362	63	5489	83	5518
4	5440	24	5528	44	5505	64	5287	84	5267
5	5523	25	5586	45	5640	65	5296	85	5356
6	5428	26	5298	46	5713	66	5650	86	5660
7	5704	27	5329	47	5622	67	5326	87	5610
8	5348	28	5548	48	5407	68	5502	88	5258
9	5490	29	5520	49	5570	69	5668	89	5576
10	5684	30	5619	50	5343	70	5332	90	5313
11	5441	31	5568	51	5275	71	5424	91	5439
12	5500	32	5669	52	5678	72	5395	92	5484
13	5367	33	5289	53	5575	73	5698	93	5685
14	5693	34	5603	54	5623	74	5481	94	5680
15	5360	35	5431	55	5473	75	5381	95	5342
16	5266	36	5345	56	5294	76	5476	96	5498
17	5602	37	5276	57	5265	77	5423	97	5479
18	5567	38	5455	58	5384	78	5529	98	5337
19	5717	39	5449	59	5645	79	5429	99	5536
20	5382	40	5357	60	5399	80	5417	100	5628

Radar Type 6						Trail#		20	
Pulse Width (µsec)		PRI (usec)		Pulses per Hop		Hopping Rate (KHz)		Hopping Sequence Length (msec)	
1		333		9		0.333		300	
Number	Frequency (MHz)	Number	Frequency (MHz)	Number	Frequency (MHz)	Number	Frequency (MHz)	Number	Frequency (MHz)
1	5544	21	5327	41	5509	61	5691	81	5701
2	5282	22	5342	42	5689	62	5306	82	5369
3	5413	23	5484	43	5545	63	5314	83	5560
4	5385	24	5367	44	5557	64	5673	84	5387
5	5429	25	5493	45	5660	65	5329	85	5653
6	5584	26	5418	46	5458	66	5513	86	5405
7	5446	27	5368	47	5510	67	5686	87	5523
8	5468	28	5598	48	5391	68	5359	88	5302
9	5303	29	5706	49	5456	69	5470	89	5658
10	5400	30	5575	50	5603	70	5710	90	5433
11	5341	31	5661	51	5334	71	5678	91	5563
12	5390	32	5680	52	5717	72	5384	92	5307
13	5530	33	5542	53	5532	73	5651	93	5683
14	5546	34	5506	54	5297	74	5514	94	5588
15	5315	35	5664	55	5467	75	5612	95	5559
16	5698	36	5490	56	5586	76	5300	96	5326
17	5301	37	5373	57	5590	77	5568	97	5669
18	5353	38	5593	58	5308	78	5711	98	5611
19	5335	39	5288	59	5569	79	5269	99	5720
20	5439	40	5273	60	5256	80	5722	100	5396

Radar Type 6						Trail#		21	
Pulse Width (µsec)		PRI (usec)		Pulses per Hop		Hopping Rate (KHz)		Hopping Sequence Length (msec)	
1		333		9		0.333		300	
Number	Frequency (MHz)	Number	Frequency (MHz)	Number	Frequency (MHz)	Number	Frequency (MHz)	Number	Frequency (MHz)
1	5290	21	5435	41	5258	61	5383	81	5641
2	5581	22	5522	42	5416	62	5699	82	5706
3	5591	23	5509	43	5303	63	5334	83	5481
4	5622	24	5595	44	5614	64	5344	84	5669
5	5531	25	5471	45	5604	65	5352	85	5430
6	5601	26	5667	46	5697	66	5560	86	5294
7	5703	27	5347	47	5570	67	5476	87	5437
8	5526	28	5261	48	5446	68	5490	88	5717
9	5474	29	5341	49	5267	69	5701	89	5533
10	5300	30	5506	50	5711	70	5390	90	5704
11	5325	31	5606	51	5495	71	5569	91	5674
12	5433	32	5357	52	5468	72	5575	92	5388
13	5688	33	5418	53	5585	73	5654	93	5364
14	5277	34	5368	54	5304	74	5694	94	5515
15	5536	35	5510	55	5679	75	5264	95	5541
16	5658	36	5442	56	5465	76	5411	96	5555
17	5691	37	5296	57	5571	77	5252	97	5463
18	5374	38	5440	58	5716	78	5271	98	5675
19	5431	39	5634	59	5603	79	5599	99	5305
20	5566	40	5273	60	5308	80	5262	100	5685

Radar Type 6						Trail#		22	
Pulse Width (µsec)		PRI (usec)		Pulses per Hop		Hopping Rate (KHz)		Hopping Sequence Length (msec)	
1		333		9		0.333		300	
Number	Frequency (MHz)	Number	Frequency (MHz)	Number	Frequency (MHz)	Number	Frequency (MHz)	Number	Frequency (MHz)
1	5501	21	5551	41	5298	61	5591	81	5650
2	5518	22	5346	42	5704	62	5539	82	5699
3	5580	23	5329	43	5665	63	5463	83	5379
4	5581	24	5447	44	5405	64	5359	84	5489
5	5510	25	5711	45	5253	65	5645	85	5648
6	5682	26	5538	46	5385	66	5358	86	5388
7	5378	27	5530	47	5441	67	5376	87	5368
8	5609	28	5692	48	5703	68	5667	88	5492
9	5669	29	5687	49	5469	69	5261	89	5683
10	5715	30	5396	50	5664	70	5308	90	5425
11	5619	31	5589	51	5563	71	5483	91	5652
12	5678	32	5475	52	5717	72	5457	92	5561
13	5722	33	5508	53	5584	73	5317	93	5328
14	5527	34	5391	54	5639	74	5572	94	5326
15	5659	35	5381	55	5709	75	5515	95	5476
16	5293	36	5545	56	5565	76	5354	96	5562
17	5497	37	5523	57	5701	77	5708	97	5290
18	5710	38	5318	58	5608	78	5603	98	5348
19	5330	39	5439	59	5409	79	5529	99	5693
20	5540	40	5412	60	5262	80	5633	100	5278

Radar Type 6						Trail#		23	
Pulse Width (µsec)		PRI (usec)		Pulses per Hop		Hopping Rate (KHz)		Hopping Sequence Length (msec)	
1		333		9		0.333		300	
Number	Frequency (MHz)	Number	Frequency (MHz)	Number	Frequency (MHz)	Number	Frequency (MHz)	Number	Frequency (MHz)
1	5384	21	5451	41	5500	61	5680	81	5474
2	5699	22	5492	42	5417	62	5275	82	5531
3	5295	23	5391	43	5445	63	5432	83	5487
4	5407	24	5661	44	5516	64	5393	84	5606
5	5624	25	5708	45	5344	65	5645	85	5612
6	5291	26	5651	46	5425	66	5539	86	5349
7	5463	27	5633	47	5264	67	5705	87	5375
8	5617	28	5622	48	5321	68	5674	88	5406
9	5706	29	5476	49	5341	69	5655	89	5698
10	5357	30	5721	50	5468	70	5716	90	5386
11	5627	31	5284	51	5333	71	5509	91	5254
12	5628	32	5329	52	5713	72	5579	92	5693
13	5684	33	5675	53	5442	73	5639	93	5261
14	5595	34	5373	54	5464	74	5326	94	5250
15	5520	35	5616	55	5399	75	5332	95	5511
16	5644	36	5320	56	5564	76	5447	96	5258
17	5278	37	5340	57	5689	77	5625	97	5555
18	5356	38	5480	58	5577	78	5306	98	5313
19	5596	39	5554	59	5276	79	5714	99	5414
20	5667	40	5535	60	5717	80	5408	100	5525

Radar Type 6						Trail#		24	
Pulse Width (µsec)		PRI (usec)		Pulses per Hop		Hopping Rate (KHz)		Hopping Sequence Length (msec)	
1		333		9		0.333		300	
Number	Frequency (MHz)	Number	Frequency (MHz)	Number	Frequency (MHz)	Number	Frequency (MHz)	Number	Frequency (MHz)
1	5577	21	5670	41	5377	61	5677	81	5590
2	5363	22	5648	42	5380	62	5445	82	5673
3	5389	23	5481	43	5455	63	5636	83	5698
4	5431	24	5507	44	5382	64	5592	84	5711
5	5718	25	5633	45	5279	65	5573	85	5499
6	5681	26	5302	46	5635	66	5588	86	5321
7	5720	27	5464	47	5317	67	5447	87	5277
8	5362	28	5276	48	5578	68	5622	88	5563
9	5506	29	5553	49	5484	69	5519	89	5649
10	5717	30	5541	50	5637	70	5291	90	5273
11	5684	31	5385	51	5298	71	5340	91	5289
12	5620	32	5691	52	5539	72	5284	92	5582
13	5702	33	5609	53	5575	73	5581	93	5710
14	5713	34	5318	54	5656	74	5407	94	5505
15	5422	35	5259	55	5338	75	5599	95	5256
16	5555	36	5668	56	5569	76	5608	96	5403
17	5426	37	5337	57	5293	77	5327	97	5437
18	5441	38	5373	58	5641	78	5651	98	5604
19	5591	39	5465	59	5504	79	5627	99	5516
20	5594	40	5427	60	5587	80	5252	100	5552

Radar Type 6						Trail#		25	
Pulse Width (µsec)		PRI (usec)		Pulses per Hop		Hopping Rate (KHz)		Hopping Sequence Length (msec)	
1		333		9		0.333		300	
Number	Frequency (MHz)	Number	Frequency (MHz)	Number	Frequency (MHz)	Number	Frequency (MHz)	Number	Frequency (MHz)
1	5712	21	5499	41	5496	61	5704	81	5456
2	5557	22	5491	42	5326	62	5419	82	5352
3	5555	23	5505	43	5539	63	5453	83	5284
4	5262	24	5639	44	5673	64	5469	84	5566
5	5519	25	5327	45	5546	65	5661	85	5383
6	5382	26	5547	46	5477	66	5312	86	5689
7	5602	27	5579	47	5436	67	5702	87	5403
8	5454	28	5290	48	5398	68	5297	88	5508
9	5608	29	5374	49	5705	69	5718	89	5706
10	5474	30	5255	50	5261	70	5603	90	5355
11	5525	31	5439	51	5315	71	5376	91	5263
12	5303	32	5662	52	5501	72	5349	92	5306
13	5597	33	5267	53	5274	73	5522	93	5681
14	5635	34	5707	54	5302	74	5457	94	5412
15	5517	35	5324	55	5400	75	5636	95	5368
16	5724	36	5438	56	5465	76	5715	96	5717
17	5655	37	5446	57	5548	77	5452	97	5542
18	5723	38	5335	58	5432	78	5421	98	5693
19	5291	39	5690	59	5564	79	5364	99	5378
20	5394	40	5703	60	5447	80	5431	100	5641

Radar Type 6						Trail#		26	
Pulse Width (µsec)		PRI (usec)		Pulses per Hop		Hopping Rate (KHz)		Hopping Sequence Length (msec)	
1		333		9		0.333		300	
Number	Frequency (MHz)	Number	Frequency (MHz)	Number	Frequency (MHz)	Number	Frequency (MHz)	Number	Frequency (MHz)
1	5350	21	5617	41	5402	61	5399	81	5379
2	5439	22	5398	42	5257	62	5254	82	5455
3	5689	23	5684	43	5313	63	5543	83	5680
4	5686	24	5555	44	5376	64	5369	84	5463
5	5359	25	5533	45	5645	65	5428	85	5452
6	5425	26	5364	46	5663	66	5549	86	5558
7	5277	27	5451	47	5294	67	5378	87	5440
8	5261	28	5345	48	5481	68	5431	88	5536
9	5420	29	5656	49	5317	69	5714	89	5489
10	5514	30	5397	50	5447	70	5540	90	5557
11	5282	31	5308	51	5488	71	5464	91	5328
12	5281	32	5527	52	5565	72	5467	92	5503
13	5521	33	5496	53	5461	73	5443	93	5660
14	5304	34	5576	54	5406	74	5272	94	5360
15	5650	35	5310	55	5342	75	5706	95	5286
16	5665	36	5338	56	5386	76	5574	96	5407
17	5405	37	5510	57	5460	77	5632	97	5337
18	5707	38	5541	58	5542	78	5445	98	5652
19	5616	39	5278	59	5341	79	5334	99	5476
20	5699	40	5414	60	5472	80	5321	100	5593

Radar Type 6						Trail#		27	
Pulse Width (µsec)		PRI (usec)		Pulses per Hop		Hopping Rate (KHz)		Hopping Sequence Length (msec)	
1		333		9		0.333		300	
Number	Frequency (MHz)	Number	Frequency (MHz)	Number	Frequency (MHz)	Number	Frequency (MHz)	Number	Frequency (MHz)
1	5681	21	5503	41	5568	61	5680	81	5276
2	5285	22	5441	42	5678	62	5346	82	5501
3	5450	23	5341	43	5629	63	5481	83	5523
4	5443	24	5515	44	5278	64	5516	84	5553
5	5420	25	5696	45	5684	65	5588	85	5633
6	5386	26	5295	46	5576	66	5319	86	5581
7	5575	27	5398	47	5271	67	5412	87	5665
8	5256	28	5505	48	5448	68	5442	88	5641
9	5507	29	5446	49	5693	69	5585	89	5250
10	5578	30	5690	50	5359	70	5695	90	5529
11	5339	31	5402	51	5466	71	5321	91	5403
12	5697	32	5345	52	5616	72	5640	92	5301
13	5350	33	5532	53	5338	73	5668	93	5615
14	5608	34	5251	54	5652	74	5434	94	5621
15	5645	35	5656	55	5372	75	5380	95	5669
16	5722	36	5284	56	5601	76	5286	96	5397
17	5438	37	5548	57	5543	77	5636	97	5365
18	5485	38	5637	58	5265	78	5718	98	5560
19	5676	39	5364	59	5605	79	5518	99	5457
20	5328	40	5573	60	5597	80	5352	100	5493

Radar Type 6						Trail#		28	
Pulse Width (µsec)		PRI (usec)		Pulses per Hop		Hopping Rate (KHz)		Hopping Sequence Length (msec)	
1		333		9		0.333		300	
Number	Frequency (MHz)	Number	Frequency (MHz)	Number	Frequency (MHz)	Number	Frequency (MHz)	Number	Frequency (MHz)
1	5403	21	5313	41	5617	61	5454	81	5468
2	5479	22	5645	42	5658	62	5343	82	5458
3	5641	23	5713	43	5460	63	5356	83	5598
4	5497	24	5525	44	5290	64	5331	84	5537
5	5579	25	5424	45	5484	65	5263	85	5265
6	5386	26	5696	46	5507	66	5455	86	5560
7	5264	27	5571	47	5672	67	5563	87	5302
8	5569	28	5262	48	5576	68	5405	88	5679
9	5271	29	5438	49	5527	69	5301	89	5384
10	5480	30	5704	50	5577	70	5554	90	5646
11	5710	31	5583	51	5692	71	5303	91	5642
12	5524	32	5498	52	5575	72	5415	92	5612
13	5517	33	5467	53	5370	73	5488	93	5461
14	5630	34	5444	54	5678	74	5317	94	5462
15	5685	35	5603	55	5515	75	5639	95	5505
16	5365	36	5435	56	5274	76	5383	96	5688
17	5519	37	5314	57	5266	77	5327	97	5388
18	5558	38	5380	58	5377	78	5489	98	5590
19	5287	39	5486	59	5421	79	5382	99	5473
20	5724	40	5268	60	5504	80	5620	100	5334

Radar Type 6						Trail#		29	
Pulse Width (µsec)		PRI (usec)		Pulses per Hop		Hopping Rate (KHz)		Hopping Sequence Length (msec)	
1		333		9		0.333		300	
Number	Frequency (MHz)	Number	Frequency (MHz)	Number	Frequency (MHz)	Number	Frequency (MHz)	Number	Frequency (MHz)
1	5350	21	5617	41	5402	61	5399	81	5379
2	5439	22	5398	42	5257	62	5254	82	5455
3	5689	23	5684	43	5313	63	5543	83	5680
4	5686	24	5555	44	5376	64	5369	84	5463
5	5359	25	5533	45	5645	65	5428	85	5452
6	5425	26	5364	46	5663	66	5549	86	5558
7	5277	27	5451	47	5294	67	5378	87	5440
8	5261	28	5345	48	5481	68	5431	88	5536
9	5420	29	5656	49	5317	69	5714	89	5489
10	5514	30	5397	50	5447	70	5540	90	5557
11	5282	31	5308	51	5488	71	5464	91	5328
12	5281	32	5527	52	5565	72	5467	92	5503
13	5521	33	5496	53	5461	73	5443	93	5660
14	5304	34	5576	54	5406	74	5272	94	5360
15	5650	35	5310	55	5342	75	5706	95	5286
16	5665	36	5338	56	5386	76	5574	96	5407
17	5405	37	5510	57	5460	77	5632	97	5337
18	5707	38	5541	58	5542	78	5445	98	5652
19	5616	39	5278	59	5341	79	5334	99	5476
20	5699	40	5414	60	5472	80	5321	100	5593

Radar Type 6						Trail#		30	
Pulse Width (µsec)		PRI (usec)		Pulses per Hop		Hopping Rate (KHz)		Hopping Sequence Length (msec)	
1		333		9		0.333		300	
Number	Frequency (MHz)	Number	Frequency (MHz)	Number	Frequency (MHz)	Number	Frequency (MHz)	Number	Frequency (MHz)
1	5361	21	5505	41	5657	61	5417	81	5498
2	5409	22	5547	42	5320	62	5654	82	5252
3	5367	23	5613	43	5537	63	5578	83	5257
4	5301	24	5392	44	5294	64	5647	84	5602
5	5499	25	5407	45	5567	65	5638	85	5616
6	5422	26	5621	46	5690	66	5723	86	5298
7	5343	27	5440	47	5694	67	5285	87	5386
8	5311	28	5710	48	5510	68	5469	88	5415
9	5256	29	5579	49	5548	69	5414	89	5273
10	5325	30	5322	50	5408	70	5467	90	5260
11	5584	31	5438	51	5487	71	5349	91	5643
12	5556	32	5577	52	5651	72	5307	92	5580
13	5348	33	5653	53	5405	73	5659	93	5309
14	5669	34	5724	54	5649	74	5337	94	5447
15	5530	35	5393	55	5454	75	5287	95	5522
16	5399	36	5390	56	5360	76	5356	96	5681
17	5331	37	5482	57	5589	77	5550	97	5384
18	5477	38	5334	58	5715	78	5347	98	5712
19	5452	39	5282	59	5305	79	5566	99	5402
20	5708	40	5411	60	5603	80	5536	100	5713

4 Test laboratory information

Established in 2012, ICC provides foremost EMC & RF Testing and advisory consultation services by our skilled engineers and technicians. Our services employ a wide variety of advanced edge test equipment and one of the widest certification extents in the business.

International Certification Corporation (EMC and Wireless Communication Laboratory), it is our definitive objective is to institute long term, trust-based associations with our clients. The expectation we set up with our clients is based on outstanding service, practical expertise and devotion to a certified value structure. Our passion is to grant our clients with best EMC / RF services by oriented knowledgeable and accommodating staff.

Our Test sites are located at Linkou District and Kwei Shan District. Location map can be found on our website <http://www.icertifi.com.tw>.

Linkou

Tel: 886-2-2601-1640

No.30-2, Ding Fwu Tsuen, Lin Kou
District, New Taipei City, Taiwan
(R.O.C.)

Kwei Shan

Tel: 886-3-271-8666

No.3-1, Lane 6, Wen San 3rd
St., Kwei Shan Dist., Tao Yuan
City 33381, Taiwan (R.O.C.)
No.2-1, Lane 6, Wen San 3rd
St., Kwei Shan Dist., Tao Yuan
City 33381, Taiwan (R.O.C.)

Kwei Shan Site II

Tel: 886-3-271-8640

No.14-1, Lane 19, Wen San 3rd
St., Kwei Shan Dist., Tao Yuan
City 33381, Taiwan (R.O.C.)

If you have any suggestion, please feel free to contact us as below information.

Tel: 886-3-271-8666

Fax: 886-3-318-0345

Email: ICC_Service@icertifi.com.tw

==END==