



SETUP PHOTOS

RADIATED EMISSION BELOW 30 MHz


FACE ON





RADIATED EMISSIONS BELOW 30MHz (FRONT)




RADIATED EMISSIONS BELOW 30MHz (BACK)



RADIATED EMISSION ABOVE 30 MHz



TEMPERATURE CHAMBER ENVIRONMENT



AC MAINS LINE CONDUCTED EMISSION





END OF REPORT