

Prüfbericht - Nr.:

IN23WDIF 001

Seite 201 von 300
Page 201 of 300

Test Report No.:

Modulation: 802.11b

Data Rate: 11Mbps

Channel Frequency (MHz)	Antenna Polarization	Measured Frequency (MHz)	Field Strength (dBµV/m)	Limit (dBµV/m)	Margin (dB)
2412	Vertical	2412(Pk)	103.67	-	-
		2412(Av)	94.41	-	-
		2390(Pk)	44.01	74*	-29.99
		2390(Av)	31.50	54*	-22.50
		4824(Pk)	41.61	74	-32.39
		4824(Av)	29.53	54	-24.47
		7236(Pk)	47.03	74	-26.97
		7236(Av)	35.30	54	-18.70
	Horizontal	2412(Pk)	105.10	-	-
		2412(Av)	95.82	-	-
		2390(Pk)	49.79	74*	-24.21
		2390(Av)	35.66	54*	-18.34
		4824(Pk)	41.25	74	-32.75
		4824(Av)	29.76	54	-24.24
		7236(Pk)	47.12	74	-26.88
		7236(Av)	35.42	54	-18.58
2437	Vertical	2437(Pk)	108.53	-	-
		2437(Av)	99.42	-	-
		4874(Pk)	41.76	74	-32.24
		4874(Av)	29.60	54	-24.40
		7311(Pk)	48.37	74	-25.63
		7311(Av)	36.43	54	-17.57
	Horizontal	2437(Pk)	114.65	-	-
		2437(Av)	105.48	-	-
		4874(Pk)	41.49	74	-32.51
		4874(Av)	29.60	54	-24.40
		7311(Pk)	47.11	74	-26.89
		7311(Av)	35.13	54	-18.87
2462	Vertical	2462(Pk)	105.46	-	-
		2462(Av)	96.25	-	-
		2483.5(Pk)	48.77	74*	-25.23
		2483.5(Av)	34.60	54*	-19.40
		4924(Pk)	41.74	74	-32.26
		4924(Av)	29.58	54	-24.42
		7386(Pk)	47.59	74	-26.41
		7386(Av)	35.70	54	-18.30
	Horizontal	2462(Pk)	114.48	-	-
		2462(Av)	105.24	-	-
		2483.5(Pk)	57.63	74*	-16.37
		2483.5(Av)	42.84	54*	-11.16
		4924(Pk)	41.92	74	-32.08
		4924(Av)	29.96	54	-24.04
		7386(Pk)	46.38	74	-27.62
		7386(Av)	34.99	54	-19.01

*- : Indicate restricted band of operation §15.205
Pk: Peak Detector; Av: Average Detector

Prüfbericht - Nr.:
Test Report No.:

IN23WDIF 001

Seite 202 von 300
Page 202 of 300

Modulation: 802.11g
Data Rate: 6Mbps

Channel Frequency (MHz)	Antenna Polarization	Measured Frequency (MHz)	Field Strength (dBµV/m)	Limit (dBµV/m)	Margin (dB)
2412	Vertical	2412(Pk)	100.87	-	-
		2412(Av)	91.92	-	-
		2390(Pk)	64.17	74*	-9.83
		2390(Av)	43.08	54*	-10.92
		4824(Pk)	41.54	74	-32.46
		4824(Av)	29.43	54	-24.57
		7236(Pk)	46.35	74	-27.65
	7236(Av)	35.16	54	-18.84	
	Horizontal	2412(Pk)	107.22	-	-
		2412(Av)	97.41	-	-
		2390(Pk)	68.90	74*	-5.10
		2390(Av)	47.13	54*	-6.87
		4824(Pk)	41.92	74	-32.08
		4824(Av)	29.62	54	-24.38
7236(Pk)		47.12	74	-26.88	
7236(Av)	35.25	54	-18.75		
2437	Vertical	2437(Pk)	106.01	-	-
		2437(Av)	96.53	-	-
		4874(Pk)	41.72	74	-32.28
		4874(Av)	29.63	54	-24.37
		7311(Pk)	47.21	74	-26.79
	7311(Av)	35.57	54	-18.43	
	Horizontal	2437(Pk)	111.67	-	-
		2437(Av)	102.18	-	-
		4874(Pk)	41.66	74	-32.34
		4874(Av)	29.88	54	-24.12
7311(Pk)		47.82	74	-26.18	
7311(Av)	35.25	54	-18.75		
2462	Vertical	2462(Pk)	99.85	-	-
		2462(Av)	89.86	-	-
		2483.5(Pk)	56.96	74*	-17.04
		2483.5(Av)	38.44	54*	-15.56
		4924(Pk)	41.46	74	-32.54
		4924(Av)	29.47	54	-24.53
		7386(Pk)	47.51	74	-26.49
	7386(Av)	35.42	54	-18.58	
	Horizontal	2462(Pk)	107.50	-	-
		2462(Av)	98.12	-	-
		2483.5(Pk)	67.58	74*	-6.42
		2483.5(Av)	49.73	54*	-4.27
		4924(Pk)	42.10	74	-31.90
		4924(Av)	29.88	54	-24.12
7386(Pk)		46.61	74	-27.39	
7386(Av)	35.06	54	-18.94		

*- : Indicate restricted band of operation §15.205
Pk: Peak Detector; Av: Average Detector

Prüfbericht - Nr.:
Test Report No.:

IN23WDIF 001

Seite 203 von 300
Page 203 of 300

Modulation: 802.11g
Data Rate: 54Mbps

Channel Frequency (MHz)	Antenna Polarization	Measured Frequency (MHz)	Field Strength (dBµV/m)	Limit (dBµV/m)	Margin (dB)
2412	Vertical	2412(Pk)	99.49	-	-
		2412(Av)	85.02	-	-
		2390(Pk)	55.7	74*	-18.30
		2390(Av)	36.26	54*	-17.74
		4824(Pk)	42.49	74	-31.51
		4824(Av)	29.56	54	-24.44
		7236(Pk)	47.46	74	-26.54
		7236(Av)	35.36	54	-18.64
	Horizontal	2412(Pk)	106.38	-	-
		2412(Av)	91.79	-	-
		2390(Pk)	61.38	74*	-12.62
		2390(Av)	42.03	54*	-11.97
		4824(Pk)	43.73	74	-30.27
		4824(Av)	29.54	54	-24.46
		7236(Pk)	48.42	74	-25.58
		7236(Av)	35.15	54	-18.85
2437	Vertical	2437(Pk)	102.92	-	-
		2437(Av)	88.53	-	-
		4874(Pk)	40.62	74	-33.38
		4874(Av)	29.52	54	-24.48
		7311(Pk)	46.40	74	-27.60
		7311(Av)	35.11	54	-18.89
	Horizontal	2437(Pk)	109.58	-	-
		2437(Av)	95.06	-	-
		4874(Pk)	41.92	74	-32.08
		4874(Av)	29.69	54	-24.31
2462	Vertical	2462(Pk)	101.37	-	-
		2462(Av)	87.37	-	-
		2483.5(Pk)	60.25	74*	-13.75
		2483.5(Av)	38.39	54*	-15.61
		4924(Pk)	41.83	74	-32.17
		4924(Av)	29.38	54	-24.62
		7386(Pk)	48.23	74	-25.77
		7386(Av)	35.36	54	-18.64
	Horizontal	2462(Pk)	109.99	-	-
		2462(Av)	95.70	-	-
		2483.5(Pk)	69.10	74*	-4.90
		2483.5(Av)	49.67	54*	-4.33
		4924(Pk)	42.31	74	-31.69
		4924(Av)	29.76	54	-24.24
7386(Pk)	45.93	74	-28.07		
7386(Av)	35.03	54	-18.97		

* : Indicate restricted band of operation §15.205
Pk: Peak Detector; Av: Average Detector

Prüfbericht - Nr.:
Test Report No.:

IN23WDIF 001

Seite 204 von 300
Page 204 of 300

Modulation: 802.11n_HT20
Data Rate: MCS0

Channel Frequency (MHz)	Antenna Polarization	Measured Frequency (MHz)	Field Strength (dBµV/m)	Limit (dBµV/m)	Margin (dB)
2412	Vertical	2412(Pk)	98.02	-	-
		2412(Av)	88.15	-	-
		2390(Pk)	60.41	74*	-13.59
		2390(Av)	39.61	54*	-14.39
		4824(Pk)	41.69	74	-32.31
		4824(Av)	29.64	54	-24.36
		7236(Pk)	47.34	74	-26.66
		7236(Av)	35.41	54	-18.59
	Horizontal	2412(Pk)	108.20	-	-
		2412(Av)	97.34	-	-
		2390(Pk)	70.36	74*	-3.64
		2390(Av)	50.49	54*	-3.51
		4824(Pk)	41.18	74	-32.82
		4824(Av)	29.63	54	-24.37
2437	Vertical	2437(Pk)	105.18	-	-
		2437(Av)	95.60	-	-
		4874(Pk)	42.22	74	-31.78
		4874(Av)	29.67	54	-24.33
		7311(Pk)	48.43	74	-25.57
		7311(Av)	36.75	54	-17.25
	Horizontal	2437(Pk)	115.51	*	-
		2437(Av)	104.91	*	-
		4874(Pk)	42.12	74	-31.88
		4874(Av)	29.79	54	-24.21
		7311(Pk)	47.32	74	-26.68
		7311(Av)	35.19	54	-18.81
2462	Vertical	2462(Pk)	78.97	-	-
		2462(Av)	88.38	-	-
		2483.5(Pk)	57.74	74*	-16.26
		2483.5(Av)	38.37	54*	-15.63
		4924(Pk)	41.85	74	-32.15
		4924(Av)	29.51	54	-24.49
		7386(Pk)	46.95	74	-27.05
		7386(Av)	35.13	54	-18.87
	Horizontal	2462(Pk)	108.30	-	-
		2462(Av)	97.85	-	-
		2483.5(Pk)	72.05	74*	-1.95
		2483.5(Av)	50.47	54*	-3.53
		4924(Pk)	41.32	74	-32.68
		4924(Av)	29.68	54	-24.32
7386(Pk)	46.15	74	-27.85		
	7386(Av)	35.02	54	-18.98	

*- : Indicate restricted band of operation §15.205
Pk: Peak Detector; Av: Average Detector

Prüfbericht - Nr.:
Test Report No.:

IN23WDIF 001

Seite 205 von 300
Page 205 of 300

Modulation: 802.11n_HT20
Data Rate: MCS7

Channel Frequency (MHz)	Antenna Polarization	Measured Frequency (MHz)	Field Strength (dBµV/m)	Limit (dBµV/m)	Margin (dB)
2412	Vertical	2412(Pk)	98.41	-	-
		2412(Av)	82.78	-	-
		2390(Pk)	59.45	74*	-14.55
		2390(Av)	35.81	54*	-18.19
		4824(Pk)	41.11	74	-32.89
		4824(Av)	29.41	54	-24.59
		7236(Pk)	47.64	74	-26.36
		7236(Av)	35.27	54	-18.73
	Horizontal	2412(Pk)	108.93	-	-
		2412(Av)	93.63	-	-
		2390(Pk)	70.87	74*	-3.13
		2390(Av)	46.86	54*	-7.14
		4824(Pk)	40.95	74	-33.05
		4824(Av)	29.53	54	-24.47
		7236(Pk)	46.19	74	-27.81
		7236(Av)	35.13	54	-18.87
2437	Vertical	2437(Pk)	101.15	-	-
		2437(Av)	86.19	-	-
		4874(Pk)	41.79	74	-32.21
		4874(Av)	29.58	54	-24.42
		7311(Pk)	47.29	74	-26.71
		7311(Av)	35.15	54	-18.85
	Horizontal	2437(Pk)	111.53	*	-
		2437(Av)	96.57	*	-
		4874(Pk)	41.79	74	-32.21
		4874(Av)	29.68	54	-24.32
		7311(Pk)	48.15	74	-25.85
		7311(Av)	35.21	54	-18.79
2462	Vertical	2462(Pk)	0.04	-	-
		2462(Av)	84.38	-	-
		2483.5(Pk)	58.05	74*	-15.95
		2483.5(Av)	36.38	54*	-17.62
		4924(Pk)	41.46	74	-32.54
		4924(Av)	29.49	54	-24.51
		7386(Pk)	47.54	74	-26.46
		7386(Av)	34.97	54	-19.03
	Horizontal	2462(Pk)	110.79	-	-
		2462(Av)	94.97	-	-
		2483.5(Pk)	72.47	74*	-1.53
		2483.5(Av)	48.28	54*	-5.72
		4924(Pk)	41.01	74	-32.99
		4924(Av)	29.70	54	-24.30
		7386(Pk)	47.18	74	-26.82
		7386(Av)	35.05	54	-18.95

*- : Indicate restricted band of operation §15.205
Pk: Peak Detector; Av: Average Detector

Prüfbericht - Nr.:

IN23WDIF 001

Seite 206 von 300
Page 206 of 300

Test Report No.:

Modulation: 802.11ac_VHT20

Data Rate: MCS0

Channel Frequency (MHz)	Antenna Polarization	Measured Frequency (MHz)	Field Strength (dBµV/m)	Limit (dBµV/m)	Margin (dB)
2412	Vertical	2412(Pk)	99.59	-	-
		2412(Av)	88.93	-	-
		2390(Pk)	61.34	74*	-12.66
		2390(Av)	42.47	54*	-11.53
		4824(Pk)	41.71	74	-32.29
		4824(Av)	29.64	54	-24.36
		7236(Pk)	48.30	74	-25.70
		7236(Av)	35.47	54	-18.53
	Horizontal	2412(Pk)	109.46	-	-
		2412(Av)	98.84	-	-
		2390(Pk)	70.55	74*	-3.45
		2390(Av)	50.78	54*	-3.22
		4824(Pk)	42.13	74	-31.87
		4824(Av)	30.27	54	-23.73
		7236(Pk)	47.47	74	-26.53
		7236(Av)	35.69	54	-18.31
2437	Vertical	2437(Pk)	105.94	-	-
		2437(Av)	95.79	-	-
		4874(Pk)	42.24	74	-31.76
		4874(Av)	29.85	54	-24.15
		7311(Pk)	48.93	74	-25.07
		7311(Av)	36.39	54	-17.61
	Horizontal	2437(Pk)	115.38	-	-
		2437(Av)	104.87	-	-
		4874(Pk)	43.11	74	-30.89
		4874(Av)	31.00	54	-23.00
2462	Vertical	2462(Pk)	99.41	-	-
		2462(Av)	88.75	-	-
		2483.5(Pk)	57.52	74*	-16.48
		2483.5(Av)	36.08	54*	-17.92
		4924(Pk)	42.33	74	-31.67
		4924(Av)	29.40	54	-24.60
		7386(Pk)	47.04	74	-26.96
		7386(Av)	35.08	54	-18.92
	Horizontal	2462(Pk)	108.67	-	-
		2462(Av)	98.34	-	-
		2483.5(Pk)	67.68	74*	-6.32
		2483.5(Av)	46.75	54*	-7.25
		4924(Pk)	42.01	74	-31.99
		4924(Av)	30.28	54	-23.72
7386(Pk)	46.91	74	-27.09		
7386(Av)	35.11	54	-18.89		

*- : Indicate restricted band of operation §15.205
Pk: Peak Detector; Av: Average Detector

Prüfbericht - Nr.:

IN23WDIF 001

Seite 207 von 300
Page 207 of 300

Modulation: 802.11ac_VHT20
Data Rate: MCS8

Channel Frequency (MHz)	Antenna Polarization	Measured Frequency (MHz)	Field Strength (dBµV/m)	Limit (dBµV/m)	Margin (dB)
2412	Vertical	2412(Pk)	97.54	-	-
		2412(Av)	81.11	-	-
		2390(Pk)	57.95	74*	-16.05
		2390(Av)	33.83	54*	-20.17
		4824(Pk)	41.81	74	-32.19
		4824(Av)	29.79	54	-24.21
		7236(Pk)	47.26	74	-26.74
	7236(Av)	35.19	54	-18.81	
	Horizontal	2412(Pk)	108.04	-	-
		2412(Av)	92.35	-	-
		2390(Pk)	69.10	74*	-4.90
		2390(Av)	43.97	54*	-10.03
		4824(Pk)	42.00	74	-32.00
		4824(Av)	29.96	54	-24.04
7236(Pk)		47.85	74	-26.15	
7236(Av)	35.23	54	-18.77		
2437	Vertical	2437(Pk)	100.58	-	-
		2437(Av)	84.77	-	-
		4874(Pk)	42.44	74	-31.56
		4874(Av)	29.77	54	-24.23
		7311(Pk)	47.48	74	-26.52
	7311(Av)	35.30	54	-18.70	
	Horizontal	2437(Pk)	110.85	*	-
		2437(Av)	95.44	*	-
		4874(Pk)	42.99	74	-31.01
		4874(Av)	30.06	54	-23.94
7311(Pk)		47.42	74	-26.58	
7311(Av)	35.25	54	-18.75		
2462	Vertical	2462(Pk)	101.15	-	-
		2462(Av)	84.60	-	-
		2483.5(Pk)	57.34	74*	-16.66
		2483.5(Av)	34.36	54*	-19.64
		4924(Pk)	41.55	74	-32.45
		4924(Av)	29.47	54	-24.53
		7386(Pk)	47.22	74	-26.78
		7386(Av)	35.24	54	-18.76
	Horizontal	2462(Pk)	108.45	-	-
		2462(Av)	91.42	-	-
		2483.5(Pk)	64.68	74*	-9.32
		2483.5(Av)	42.08	54*	-11.92
		4924(Pk)	43.02	74	-30.98
		4924(Av)	30.14	54	-23.86
7386(Pk)	47.25	74	-26.75		
7386(Av)	35.31	54	-18.69		

* - Indicate restricted band of operation §15.205
Pk: Peak Detector; Av: Average Detector

Prüfbericht - Nr.:

Test Report No.:

IN23WDIF 001

Seite 208 von 300

Page 208 of 300

Modulation: 802.11ax_HE20

Data Rate: MCS0

Channel Frequency (MHz)	Antenna Polarization	Measured Frequency (MHz)	Field Strength (dBµV/m)	Limit (dBµV/m)	Margin (dB)
2412	Vertical	2412(Pk)	100.65	-	-
		2412(Av)	87.32	-	-
		2390(Pk)	59.12	74*	-14.88
		2390(Av)	38.28	54*	-15.72
		4824(Pk)	42.41	74	-31.59
		4824(Av)	30.05	54	-23.95
		7236(Pk)	47.77	74	-26.23
	7236(Av)	35.51	54	-18.49	
	Horizontal	2412(Pk)	111.06	-	-
		2412(Av)	97.42	-	-
		2390(Pk)	69.44	74*	-4.56
		2390(Av)	47.50	54*	-6.50
		4824(Pk)	42.32	74	-31.68
		4824(Av)	30.40	54	-23.60
7236(Pk)		47.13	74	-26.87	
7236(Av)	35.38	54	-18.62		
2437	Vertical	2437(Pk)	108.59	-	-
		2437(Av)	95.85	-	-
		4874(Pk)	42.30	74	-31.70
		4874(Av)	29.90	54	-24.10
		7311(Pk)	47.85	74	-26.15
	7311(Av)	36.23	54	-17.77	
	Horizontal	2437(Pk)	114.92	-	-
		2437(Av)	101.91	-	-
		4874(Pk)	42.83	74	-31.17
		4874(Av)	31.16	54	-22.84
7311(Pk)		48.62	74	-25.38	
7311(Av)	37.31	54	-16.69		
2462	Vertical	2462(Pk)	101.21	-	-
		2462(Av)	87.84	-	-
		2483.5(Pk)	58.09	74*	-15.91
		2483.5(Av)	37.21	54*	-16.79
		4924(Pk)	41.79	74	-32.21
		4924(Av)	29.88	54	-24.12
		7386(Pk)	48.03	74	-25.97
	7386(Av)	35.37	54	-18.63	
	Horizontal	2462(Pk)	111.58	-	-
		2462(Av)	98.03	-	-
		2483.5(Pk)	68.34	74*	-5.66
		2483.5(Av)	47.92	54*	-6.08
		4924(Pk)	42.66	74	-31.34
		4924(Av)	30.50	54	-23.50
7386(Pk)		47.13	74	-26.87	
7386(Av)	35.31	54	-18.69		

*- : Indicate restricted band of operation §15.205

Pk: Peak Detector; Av: Average Detector

Prüfbericht - Nr.:
Test Report No.:

IN23WDIF 001

Seite 209 von 300
Page 209 of 300

Modulation: 802.11ax_HE20
Data Rate: MCS11

Channel Frequency (MHz)	Antenna Polarization	Measured Frequency (MHz)	Field Strength (dBµV/m)	Limit (dBµV/m)	Margin (dB)
2412	Vertical	2412(Pk)	98.74	-	-
		2412(Av)	79.72	-	-
		2390(Pk)	58.51	74*	-15.49
		2390(Av)	33.44	54*	-20.56
		4824(Pk)	42.48	74	-31.52
		4824(Av)	29.88	54	-24.12
		7236(Pk)	47.28	74	-26.72
	7236(Av)	35.40	54	-18.60	
	Horizontal	2412(Pk)	108.49	-	-
		2412(Av)	90.16	-	-
		2390(Pk)	70.03	74*	-3.97
		2390(Av)	42.71	54*	-11.29
		4824(Pk)	42.74	74	-31.26
		4824(Av)	30.10	54	-23.90
7236(Pk)		47.66	74	-26.34	
7236(Av)	35.44	54	-18.56		
2437	Vertical	2437(Pk)	100.98	-	-
		2437(Av)	82.98	-	-
		4874(Pk)	42.33	74	-31.67
		4874(Av)	29.91	54	-24.09
		7311(Pk)	47.36	74	-26.64
	7311(Av)	35.46	54	-18.54	
	Horizontal	2437(Pk)	111.18	-	-
		2437(Av)	93.61	-	-
		4874(Pk)	41.98	74	-32.02
		4874(Av)	30.21	54	-23.79
7311(Pk)		47.76	74	-26.24	
7311(Av)	35.68	54	-18.32		
2462	Vertical	2462(Pk)	101.56	-	-
		2462(Av)	82.23	-	-
		2483.5(Pk)	58.07	74*	-15.93
		2483.5(Av)	33.06	54*	-20.94
		4924(Pk)	42.20	74	-31.80
		4924(Av)	29.58	54	-24.42
		7386(Pk)	47.31	74	-26.69
		7386(Av)	35.34	54	-18.66
	Horizontal	2462(Pk)	110.82	-	-
		2462(Av)	92.39	-	-
		2483.5(Pk)	68.12	74*	-5.88
		2483.5(Av)	43.42	54*	-10.58
		4924(Pk)	42.43	74	-31.57
		4924(Av)	30.22	54	-23.78
7386(Pk)	48.24	74	-25.76		
7386(Av)	35.33	54	-18.67		

* - Indicate restricted band of operation §15.205
Pk: Peak Detector; Av: Average Detector

Prüfbericht - Nr.:
Test Report No.:

IN23WDIF 001

Seite 210 von 300
Page 210 of 300

Modulation: 802.11n_HT40
Data Rate: MCS0

Channel Frequency (MHz)	Antenna Polarization	Measured Frequency (MHz)	Field Strength (dBµV/m)	Limit (dBµV/m)	Margin (dB)
2422	Vertical	2422(Pk)	98.29	-	-
		2422(Av)	87.44	-	-
		2390(Pk)	55.38	74*	-18.62
		2390(Av)	39.97	54*	-14.03
		4844(Pk)	40.71	74	-33.29
		4844(Av)	29.39	54	-24.61
		7266(Pk)	47.66	74	-26.34
	7266(Av)	35.22	54	-18.78	
	Horizontal	2422(Pk)	104.94	-	-
		2422(Av)	94.38	-	-
		2390(Pk)	64.44	74*	-9.56
		2390(Av)	48.29	54*	-5.71
		4844(Pk)	41.60	74	-32.40
		4844(Av)	29.54	54	-24.46
7266(Pk)		47.15	74	-26.85	
7266(Av)	35.12	54	-18.88		
2437	Vertical	2437(Pk)	108.12	-	-
		2437(Av)	69.34	-	-
		4874(Pk)	41.92	74	-32.08
		4874(Av)	29.34	54	-24.66
		7311(Pk)	47.37	74	-26.63
	7311(Av)	35.76	54	-18.24	
	Horizontal	2437(Pk)	110.05	-	-
		2437(Av)	97.38	-	-
		4874(Pk)	48.28	74	-25.72
		4874(Av)	33.70	54	-20.30
7311(Pk)		47.24	74	-26.76	
7311(Av)	35.33	54	-18.67		
2452	Vertical	2452(Pk)	97.51	-	-
		2452(Av)	86.71	-	-
		2483.5(Pk)	60.87	74*	-13.13
		2483.5(Av)	38.85	54*	-15.15
		4904(Pk)	40.82	74	-33.18
		4904(Av)	29.24	54	-24.76
		7356(Pk)	46.18	74	-27.82
	7356(Av)	34.93	54	-19.07	
	Horizontal	2452(Pk)	103.88	-	-
		2452(Av)	93.45	-	-
		2483.5(Pk)	67.81	74*	-6.19
		2483.5(Av)	47.03	54*	-6.97
		4904(Pk)	41.73	74	-32.27
		4904(Av)	29.48	54	-24.52
7356(Pk)		47.52	74	-26.48	
7356(Av)	34.85	54	-19.15		

* - : Indicate restricted band of operation §15.205
Pk: Peak Detector; Av: Average Detector

Prüfbericht - Nr.:
Test Report No.:

IN23WDIF 001

Seite 211 von 300
Page 211 of 300

Modulation: 802.11n_HT40
Data Rate: MCS7

Channel Frequency (MHz)	Antenna Polarization	Measured Frequency (MHz)	Emission (dBµV/m)	Limit (dBµV/m)	Margin (dB)
2422	Vertical	2422(Pk)	106.14	-	-
		2422(Av)	90.31	-	-
		2390(Pk)	62.24	74*	-11.76
		2390(Av)	44.05	54*	-9.95
		4844(Pk)	41.30	74	-32.70
		4844(Av)	29.25	54	-24.75
		7266(Pk)	47.26	74	-26.74
	7266(Av)	35.10	54	-18.90	
	Horizontal	2422(Pk)	107.65	-	-
		2422(Av)	92.19	-	-
		2390(Pk)	69.23	74*	-4.77
		2390(Av)	49.76	54*	-4.24
		4844(Pk)	41.37	74	-32.63
		4844(Av)	29.33	54	-24.67
7266(Pk)		47.13	74	-26.87	
7266(Av)	35.04	54	-18.96		
2437	Vertical	2437(Pk)	101.39	-	-
		2437(Av)	58.41	-	-
		4874(Pk)	41.19	74	-32.81
		4874(Av)	29.23	54	-24.77
		7311(Pk)	47.26	74	-26.74
	7311(Av)	35.14	54	-18.86	
	Horizontal	2437(Pk)	107.91	-	-
		2437(Av)	92.74	-	-
		4874(Pk)	42.24	74	-31.76
		4874(Av)	29.71	54	-24.29
7311(Pk)		46.90	74	-27.10	
7311(Av)	35.05	54	-18.95		
2452	Vertical	2452(Pk)	101.95	-	-
		2452(Av)	86.46	-	-
		2483.5(Pk)	61.37	74*	-12.63
		2483.5(Av)	41.76	54*	-12.24
		4904(Pk)	41.02	74	-32.98
		4904(Av)	29.16	54	-24.84
		7356(Pk)	46.77	74	-27.23
	7356(Av)	34.77	54	-19.23	
	Horizontal	2452(Pk)	103.83	-	-
		2452(Av)	88.79	-	-
		2483.5(Pk)	65.07	74*	-8.93
		2483.5(Av)	42.64	54*	-11.36
		4904(Pk)	40.84	74	-33.16
		4904(Av)	29.37	54	-24.63
7356(Pk)		46.97	74	-27.03	
7356(Av)	34.82	54	-19.18		

*- : Indicate restricted band of operation §15.205
Pk: Peak Detector; Av: Average Detector

Prüfbericht - Nr.:
Test Report No.:

IN23WDIF 001

Seite 212 von 300
Page 212 of 300

Modulation: 802.11ac_VHT40
Data Rate: MCS0

Channel Frequency (MHz)	Antenna Polarization	Measured Frequency (MHz)	Field Strength (dBµV/m)	Limit (dBµV/m)	Margin (dB)
2422	Vertical	2422(Pk)	104.84	-	-
		2422(Av)	94.25	-	-
		2390(Pk)	61.73	74*	-12.27
		2390(Av)	46.07	54*	-7.93
		4844(Pk)	41.77	74	-32.23
		4844(Av)	29.31	54	-24.69
		7266(Pk)	47.37	74	-26.63
	7266(Av)	35.03	54	-18.97	
	Horizontal	2422(Pk)	106.63	-	-
		2422(Av)	96.06	-	-
		2390(Pk)	68.09	74*	-5.91
		2390(Av)	52.65	54*	-1.35
		4844(Pk)	41.50	74	-32.50
		4844(Av)	29.29	54	-24.71
7266(Pk)		46.95	74	-27.05	
7266(Av)	35.07	54	-18.93		
2437	Vertical	2437(Pk)	108.71	-	-
		2437(Av)	98.20	-	-
		4874(Pk)	41.52	74	-32.48
		4874(Av)	29.36	54	-24.64
		7311(Pk)	46.97	74	-27.03
	7311(Av)	35.29	54	-18.71	
	Horizontal	2437(Pk)	111.03	-	-
		2437(Av)	98.94	-	-
		4874(Pk)	46.18	74	-27.82
		4874(Av)	32.09	54	-21.91
7311(Pk)		47.02	74	-26.98	
7311(Av)	35.27	54	-18.73		
2452	Vertical	2452(Pk)	101.98	-	-
		2452(Av)	90.64	-	-
		2483.5(Pk)	64.46	74*	-9.54
		2483.5(Av)	44.71	54*	-9.29
		4904(Pk)	41.23	74	-32.77
		4904(Av)	29.15	54	-24.85
		7356(Pk)	47.07	74	-26.93
	7356(Av)	34.78	54	-19.22	
	Horizontal	2452(Pk)	103.84	-	-
		2452(Av)	93.43	-	-
		2483.5(Pk)	66.82	74*	-7.18
		2483.5(Av)	47.24	54*	-6.76
		4904(Pk)	42.06	74	-31.94
		4904(Av)	29.34	54	-24.66
7356(Pk)		46.21	74	-27.79	
7356(Av)	34.80	54	-19.20		

*- : Indicate restricted band of operation §15.205
Pk: Peak Detector; Av: Average Detector

Prüfbericht - Nr.:

IN23WDIF 001

Seite 213 von 300
Page 213 of 300

Modulation: 802.11ac_VHT40

Data Rate: MCS8

Channel Frequency (MHz)	Antenna Polarization	Measured Frequency (MHz)	Emission (dBµV/m)	Limit (dBµV/m)	Margin (dB)
2422	Vertical	2422(Pk)	104.84	-	-
		2422(Av)	89.9	-	-
		2390(Pk)	58.57	74*	-15.43
		2390(Av)	39.27	54*	-14.73
		4844(Pk)	41.59	74	-32.41
		4844(Av)	29.21	54	-24.79
		7266(Pk)	47.74	74	-26.26
	7266(Av)	35.01	54	-18.99	
	Horizontal	2422(Pk)	106.97	-	-
		2422(Av)	91.48	-	-
		2390(Pk)	64.79	74*	-9.21
		2390(Av)	46.11	54*	-7.89
		4844(Pk)	40.74	74	-33.26
		4844(Av)	29.31	54	-24.69
7266(Pk)		46.59	74	-27.41	
7266(Av)	35.02	54	-18.98		
2437	Vertical	2437(Pk)	105.39	-	-
		2437(Av)	89.18	-	-
		4874(Pk)	41.06	74	-32.94
		4874(Av)	29.21	54	-24.79
		7311(Pk)	47.18	74	-26.82
	7311(Av)	34.89	54	-19.11	
	Horizontal	2437(Pk)	107.42	-	-
		2437(Av)	90.83	-	-
		4874(Pk)	41.38	74	-32.62
		4874(Av)	29.64	54	-24.36
7311(Pk)		46.86	74	-27.14	
7311(Av)	34.96	54	-19.04		
2452	Vertical	2452(Pk)	104.52	-	-
		2452(Av)	87.95	-	-
		2483.5(Pk)	68.53	74*	-5.47
		2483.5(Av)	47.46	54*	-6.54
		4904(Pk)	40.84	74	-33.16
		4904(Av)	29.12	54	-24.88
		7356(Pk)	45.87	74	-28.13
		7356(Av)	34.81	54	-19.19
	Horizontal	2452(Pk)	106.42	-	-
		2452(Av)	90.03	-	-
		2483.5(Pk)	70.62	74*	-3.38
		2483.5(Av)	48.10	54*	-5.90
		4904(Pk)	41.69	74	-32.31
		4904(Av)	29.48	54	-24.52
7356(Pk)	46.70	74	-27.30		
7356(Av)	34.76	54	-19.24		

* - : Indicate restricted band of operation §15.205
Pk: Peak Detector; Av: Average Detector

Prüfbericht - Nr.:
Test Report No.:

IN23WDIF 001

Seite 214 von 300
Page 214 of 300

Modulation: 802.11ax_HE40
Data Rate: MCS0

Channel Frequency (MHz)	Antenna Polarization	Measured Frequency (MHz)	Field Strength (dBµV/m)	Limit (dBµV/m)	Margin (dB)
2422	Vertical	2422(Pk)	106.17	-	-
		2422(Av)	93.23	-	-
		2390(Pk)	59.43	74*	-14.57
		2390(Av)	43.52	54*	-10.48
		4844(Pk)	41.14	74	-32.86
		4844(Av)	29.30	54	-24.70
		7266(Pk)	46.83	74	-27.17
	7266(Av)	35.02	54	-18.98	
	Horizontal	2422(Pk)	108.68	-	-
		2422(Av)	95.63	-	-
		2390(Pk)	67.15	74*	-6.85
		2390(Av)	50.95	54*	-3.05
		4844(Pk)	41.41	74	-32.59
		4844(Av)	29.30	54	-24.70
7266(Pk)		46.61	74	-27.39	
7266(Av)	35.09	54	-18.91		
2437	Vertical	2437(Pk)	111.27	-	-
		2437(Av)	98.19	-	-
		4874(Pk)	41.02	74	-32.98
		4874(Av)	29.21	54	-24.79
		7311(Pk)	47.90	74	-26.10
	7311(Av)	35.84	54	-18.16	
	Horizontal	2437(Pk)	113.89	-	-
		2437(Av)	98.48	-	-
		4874(Pk)	44.81	74	-29.19
		4874(Av)	31.95	54	-22.05
7311(Pk)		47.15	74	-26.85	
7311(Av)	35.31	54	-18.69		
2452	Vertical	2452(Pk)	104.34	-	-
		2452(Av)	90.47	-	-
		2483.5(Pk)	60.73	74*	-13.27
		2483.5(Av)	42.09	54*	-11.91
		4904(Pk)	42.56	74	-31.44
		4904(Av)	29.14	54	-24.86
		7356(Pk)	46.08	74	-27.92
	7356(Av)	34.73	54	-19.27	
	Horizontal	2452(Pk)	105.81	-	-
		2452(Av)	91.76	-	-
		2483.5(Pk)	67.63	74*	-6.37
		2483.5(Av)	47.65	54*	-6.35
		4904(Pk)	41.84	74	-32.16
		4904(Av)	29.30	54	-24.70
7356(Pk)		47.82	74	-26.18	
7356(Av)	34.79	54	-19.21		

*- : Indicate restricted band of operation §15.205
Pk: Peak Detector; Av: Average Detector

Prüfbericht - Nr.:

Test Report No.:

IN23WDIF 001

Seite 215 von 300

Page 215 of 300

Modulation: 802.11ax_HE40

Data Rate: MCS7

Channel Frequency (MHz)	Antenna Polarization	Measured Frequency (MHz)	Emission (dBµV/m)	Limit (dBµV/m)	Margin (dB)
2422	Vertical	2422(Pk)	104.92	-	-
		2422(Av)	88.09	-	-
		2390(Pk)	56.09	74*	-17.91
		2390(Av)	35.05	54*	-18.95
		4844(Pk)	40.89	74	-33.11
		4844(Av)	29.24	54	-24.76
		7266(Pk)	47.24	74	-26.76
	7266(Av)	35.01	54	-18.99	
	Horizontal	2422(Pk)	107.05	-	-
		2422(Av)	89.35	-	-
		2390(Pk)	59.74	74*	-14.26
		2390(Av)	41.51	54*	-12.49
		4844(Pk)	41.02	74	-32.98
		4844(Av)	29.23	54	-24.77
7266(Pk)		46.41	74	-27.59	
7266(Av)	35.00	54	-19.00		
2437	Vertical	2437(Pk)	102.49	-	-
		2437(Av)	85.52	-	-
		4874(Pk)	40.81	74	-33.19
		4874(Av)	29.21	54	-24.79
		7311(Pk)	46.90	74	-27.10
	7311(Av)	34.88	54	-19.12	
	Horizontal	2437(Pk)	107.70	-	-
		2437(Av)	89.86	-	-
		4874(Pk)	41.70	74	-32.30
		4874(Av)	29.64	54	-24.36
7311(Pk)		46.30	74	-27.70	
7311(Av)	34.94	54	-19.06		
2452	Vertical	2452(Pk)	103.99	-	-
		2452(Av)	86.84	-	-
		2483.5(Pk)	66.42	74*	-7.58
		2483.5(Av)	44.17	54*	-9.83
		4904(Pk)	41.25	74	-32.75
		4904(Av)	29.17	54	-24.83
		7356(Pk)	46.53	74	-27.47
		7356(Av)	34.75	54	-19.25
	Horizontal	2452(Pk)	106.35	-	-
		2452(Av)	89.23	-	-
		2483.5(Pk)	67.03	74*	-6.97
		2483.5(Av)	45.94	54*	-8.06
		4904(Pk)	41.18	74	-32.82
		4904(Av)	29.38	54	-24.62
7356(Pk)	46.55	74	-27.45		
7356(Av)	34.73	54	-19.27		

*- : Indicate restricted band of operation §15.205

Pk: Peak Detector; Av: Average Detector

Prüfbericht - Nr.:
Test Report No.:

IN23WDIF 001

Seite 216 von 300
Page 216 of 300

Antenna Type: FPA3020-10A Flex/PCB MIMO Antenna Results

Modulation: 802.11b

Data Rate: 1Mbps

Channel Frequency (MHz)	Antenna Polarization	Measured Frequency (MHz)	Field Strength (dBµV/m)	Limit (dBµV/m)	Margin (dB)
2412	Vertical	2412(Pk)	98.34	-	-
		2412(Av)	95.82	-	-
		2390(Pk)	47.64	74*	-26.36
		2390(Av)	37.31	54*	-16.69
		4824(Pk)	41.68	74	-32.32
		4824(Av)	30.02	54	-23.98
		7236(Pk)	47.50	74	-26.50
	7236(Av)	35.55	54	-18.45	
	Horizontal	2412(Pk)	101.40	-	-
		2412(Av)	98.73	-	-
		2390(Pk)	46.96	74*	-27.04
		2390(Av)	36.80	54*	-17.20
		4824(Pk)	42.70	74	-31.30
		4824(Av)	30.08	54	-23.92
7236(Pk)		48.03	74	-25.97	
7236(Av)	37.20	54	-16.80		
2437	Vertical	2437(Pk)	102.67	-	-
		2437(Av)	100.00	-	-
		4874(Pk)	42.18	74	-31.82
		4874(Av)	30.43	54	-23.57
		7311(Pk)	50.70	74	-23.30
	7311(Av)	41.27	54	-12.73	
	Horizontal	2437(Pk)	107.08	-	-
		2437(Av)	104.45	-	-
		4874(Pk)	43.25	74	-30.75
		4874(Av)	32.00	54	-22.00
7311(Pk)		47.61	74	-26.39	
7311(Av)	36.98	54	-17.02		
2462	Vertical	2462(Pk)	98.71	-	-
		2462(Av)	95.96	-	-
		2483.5(Pk)	45.74	74*	-28.26
		2483.5(Av)	37.92	54*	-16.08
		4924(Pk)	42.59	74	-31.41
		4924(Av)	31.53	54	-22.47
		7386(Pk)	48.20	74	-25.80
	7386(Av)	37.55	54	-16.45	
	Horizontal	2462(Pk)	103.22	-	-
		2462(Av)	100.62	-	-
		2483.5(Pk)	48.63	74*	-25.37
		2483.5(Av)	39.01	54*	-14.99
		4924(Pk)	43.26	74	-30.74
		4924(Av)	31.17	54	-22.83
7386(Pk)		47.33	74	-26.67	
7386(Av)	35.89	54	-18.11		

*- : Indicate restricted band of operation §15.205
Pk: Peak Detector; Av: Average Detector

Prüfbericht - Nr.:
Test Report No.:

IN23WDIF 001

Seite 217 von 300
Page 217 of 300

Modulation: 802.11b
Data Rate: 11Mbps

Channel Frequency (MHz)	Antenna Polarization	Measured Frequency (MHz)	Field Strength (dBµV/m)	Limit (dBµV/m)	Margin (dB)
2412	Vertical	2412(Pk)	104.79	-	-
		2412(Av)	95.72	-	-
		2390(Pk)	49.36	74*	-24.64
		2390(Av)	36.59	54*	-17.41
		4824(Pk)	41.02	74	-32.98
		4824(Av)	29.86	54	-24.14
		7236(Pk)	50.91	74	-23.09
		7236(Av)	37.31	54	-16.69
	Horizontal	2412(Pk)	107.12	-	-
		2412(Av)	97.84	-	-
		2390(Pk)	47.27	74*	-26.73
		2390(Av)	34.68	54*	-19.32
		4824(Pk)	42.84	74	-31.16
		4824(Av)	30.06	54	-23.94
		7236(Pk)	49.34	74	-24.66
		7236(Av)	36.94	54	-17.06
2437	Vertical	2437(Pk)	107.07	-	-
		2437(Av)	97.76	-	-
		4874(Pk)	41.75	74	-32.25
		4874(Av)	30.04	54	-23.96
		7311(Pk)	52.95	74	-21.05
	7311(Av)	39.76	54	-14.24	
	Horizontal	2437(Pk)	111.39	-	-
		2437(Av)	102.29	-	-
		4874(Pk)	41.69	74	-32.31
		4874(Av)	30.34	54	-23.66
7311(Pk)		48.44	74	-25.56	
7311(Av)	36.18	54	-17.82		
2462	Vertical	2462(Pk)	103.02	-	-
		2462(Av)	93.75	-	-
		2483.5(Pk)	46.19	74*	-27.81
		2483.5(Av)	32.95	54*	-21.05
		4924(Pk)	42.48	74	-31.52
		4924(Av)	30.34	54	-23.66
		7386(Pk)	52.25	74	-21.75
		7386(Av)	38.79	54	-15.21
	Horizontal	2462(Pk)	106.33	-	-
		2462(Av)	97.00	-	-
		2483.5(Pk)	49.18	74*	-24.82
		2483.5(Av)	36.35	54*	-17.65
		4924(Pk)	29.99	74	-44.01
		4924(Av)	42.60	54	-11.40
7386(Pk)	47.23	74	-26.77		
7386(Av)	35.59	54	-18.41		

*- : Indicate restricted band of operation §15.205
Pk: Peak Detector; Av: Average Detector

Prüfbericht - Nr.:
Test Report No.:

IN23WDIF 001

Seite 218 von 300
Page 218 of 300

Modulation: 802.11g
Data Rate: 6Mbps

Channel Frequency (MHz)	Antenna Polarization	Measured Frequency (MHz)	Field Strength (dBµV/m)	Limit (dBµV/m)	Margin (dB)
2412	Vertical	2412(Pk)	102.19	-	-
		2412(Av)	92.83	-	-
		2390(Pk)	68.83	74*	-5.17
		2390(Av)	48.36	54*	-5.64
		4824(Pk)	42.43	74	-31.57
		4824(Av)	30.01	54	-23.99
		7236(Pk)	47.50	74	-26.50
	7236(Av)	35.99	54	-18.01	
	Horizontal	2412(Pk)	104.71	-	-
		2412(Av)	95.39	-	-
		2390(Pk)	68.14	74*	-5.86
		2390(Av)	47.11	54*	-6.89
		4824(Pk)	41.91	74	-32.09
		4824(Av)	29.67	54	-24.33
7236(Pk)		48.19	74	-25.81	
7236(Av)	36.41	54	-17.59		
2437	Vertical	2437(Pk)	108.63	-	-
		2437(Av)	98.01	-	-
		4874(Pk)	41.54	74	-32.46
		4874(Av)	30.10	54	-23.90
		7311(Pk)	50.38	74	-23.62
	7311(Av)	37.45	54	-16.55	
	Horizontal	2437(Pk)	110.27	-	-
		2437(Av)	100.86	-	-
		4874(Pk)	42.56	74	-31.44
		4874(Av)	30.00	54	-24.00
7311(Pk)		48.26	74	-25.74	
7311(Av)	36.28	54	-17.72		
2462	Vertical	2462(Pk)	101.12	-	-
		2462(Av)	91.09	-	-
		2483.5(Pk)	59.75	74*	-14.25
		2483.5(Av)	41.55	54*	-12.45
		4924(Pk)	41.36	74	-32.64
		4924(Av)	29.73	54	-24.27
		7386(Pk)	50.05	74	-23.95
		7386(Av)	37.31	54	-16.69
	Horizontal	2462(Pk)	105.05	-	-
		2462(Av)	95.61	-	-
		2483.5(Pk)	64.98	74*	-9.02
		2483.5(Av)	46.67	54*	-7.33
		4924(Pk)	41.76	74	-32.24
		4924(Av)	29.70	54	-24.30
7386(Pk)	47.32	74	-26.68		
7386(Av)	35.64	54	-18.36		

*- : Indicate restricted band of operation §15.205
Pk: Peak Detector; Av: Average Detector

Prüfbericht - Nr.:
Test Report No.:

IN23WDIF 001

Seite 219 von 300
Page 219 of 300

Modulation: 802.11g
Data Rate: 54Mbps

Channel Frequency (MHz)	Antenna Polarization	Measured Frequency (MHz)	Field Strength (dBµV/m)	Limit (dBµV/m)	Margin (dB)
2412	Vertical	2412(Pk)	101.32	-	-
		2412(Av)	87.18	-	-
		2390(Pk)	58.37	74*	-15.63
		2390(Av)	40.85	54*	-13.15
		4824(Pk)	41.58	74	-32.42
		4824(Av)	29.96	54	-24.04
		7236(Pk)	47.19	74	-26.81
		7236(Av)	35.66	54	-18.34
	Horizontal	2412(Pk)	103.88	-	-
		2412(Av)	89.65	-	-
		2390(Pk)	58.05	74*	-15.95
		2390(Av)	40.16	54*	-13.84
		4824(Pk)	41.63	74	-32.37
		4824(Av)	29.87	54	-24.13
		7236(Pk)	46.97	74	-27.03
		7236(Av)	35.54	54	-18.46
2437	Vertical	2437(Pk)	104.84	-	-
		2437(Av)	90.67	-	-
		4874(Pk)	41.46	74	-32.54
		4874(Av)	29.96	54	-24.04
		7311(Pk)	49.83	74	-24.17
		7311(Av)	36.42	54	-17.58
	Horizontal	2437(Pk)	107.97	-	-
		2437(Av)	93.98	-	-
		4874(Pk)	41.29	74	-32.71
		4874(Av)	29.90	54	-24.10
2462	Vertical	2462(Pk)	102.18	-	-
		2462(Av)	88.15	-	-
		2483.5(Pk)	60.46	74*	-13.54
		2483.5(Av)	40.95	54*	-13.05
		4924(Pk)	42.32	74	-31.68
		4924(Av)	29.82	54	-24.18
		7386(Pk)	46.80	74	-27.20
		7386(Av)	35.42	54	-18.58
	Horizontal	2462(Pk)	104.89	-	-
		2462(Av)	91.37	-	-
		2483.5(Pk)	61.96	74*	-12.04
		2483.5(Av)	43.13	54*	-10.87
		4924(Pk)	42.33	74	-31.67
		4924(Av)	29.72	54	-24.28
7386(Pk)	46.93	74	-27.07		
7386(Av)	35.39	54	-18.61		

* : Indicate restricted band of operation §15.205
Pk: Peak Detector; Av: Average Detector

Prüfbericht - Nr.:
Test Report No.:

IN23WDIF 001

Seite 220 von 300
Page 220 of 300

Modulation: 802.11n_HT20
Data Rate: MCS0

Channel Frequency (MHz)	Antenna Polarization	Measured Frequency (MHz)	Field Strength (dBµV/m)	Limit (dBµV/m)	Margin (dB)
2412	Vertical	2412(Pk)	100.53	-	-
		2412(Av)	89.72	-	-
		2390(Pk)	63.80	74*	-10.20
		2390(Av)	44.66	54*	-9.34
		4824(Pk)	42.36	74	-31.64
		4824(Av)	29.89	54	-24.11
		7236(Pk)	47.69	74	-26.31
	7236(Av)	35.94	54	-18.06	
	Horizontal	2412(Pk)	102.68	-	-
		2412(Av)	92.84	-	-
		2390(Pk)	64.35	74*	-9.65
		2390(Av)	44.27	54*	-9.73
		4824(Pk)	42.80	74	-31.20
		4824(Av)	29.85	54	-24.15
7236(Pk)		47.93	74	-26.07	
7236(Av)	36.58	54	-17.42		
2437	Vertical	2437(Pk)	108.76	-	-
		2437(Av)	97.20	-	-
		4874(Pk)	42.05	74	-31.95
		4874(Av)	30.03	54	-23.97
		7311(Pk)	50.44	74	-23.56
	7311(Av)	38.07	54	-15.93	
	Horizontal	2437(Pk)	109.98	-	-
		2437(Av)	100.12	-	-
		4874(Pk)	41.39	74	-32.61
		4874(Av)	29.98	54	-24.02
7311(Pk)		47.77	74	-26.23	
7311(Av)	35.60	54	-18.40		
2462	Vertical	2462(Pk)	102.95	-	-
		2462(Av)	91.51	-	-
		2483.5(Pk)	68.24	74*	-5.76
		2483.5(Av)	40.68	54*	-13.32
		4924(Pk)	43.96	74	-30.04
		4924(Av)	29.72	54	-24.28
		7386(Pk)	47.90	74	-26.10
	7386(Av)	35.57	54	-18.43	
	Horizontal	2462(Pk)	105.25	-	-
		2462(Av)	95.38	-	-
		2483.5(Pk)	70.40	74*	-3.60
		2483.5(Av)	50.11	54*	-3.89
		4924(Pk)	41.43	74	-32.57
		4924(Av)	29.75	54	-24.25
7386(Pk)		47.61	74	-26.39	
7386(Av)	35.40	54	-18.60		

*- : Indicate restricted band of operation §15.205
Pk: Peak Detector; Av: Average Detector

Prüfbericht - Nr.:
Test Report No.:

IN23WDIF 001

Seite 221 von 300
Page 221 of 300

Modulation: 802.11n_HT20
Data Rate: MCS7

Channel Frequency (MHz)	Antenna Polarization	Measured Frequency (MHz)	Field Strength (dBµV/m)	Limit (dBµV/m)	Margin (dB)
2412	Vertical	2412(Pk)	102.00	-	-
		2412(Av)	86.10	-	-
		2390(Pk)	64.77	74*	-9.23
		2390(Av)	40.30	54*	-13.70
		4824(Pk)	41.49	74	-32.51
		4824(Av)	29.95	54	-24.05
		7236(Pk)	47.15	74	-26.85
		7236(Av)	35.86	54	-18.14
	Horizontal	2412(Pk)	103.04	-	-
		2412(Av)	87.23	-	-
		2390(Pk)	61.27	74*	-12.73
		2390(Av)	38.24	54*	-15.76
		4824(Pk)	41.22	74	-32.78
		4824(Av)	29.73	54	-24.27
		7236(Pk)	47.79	74	-26.21
		7236(Av)	35.55	54	-18.45
2437	Vertical	2437(Pk)	104.11	-	-
		2437(Av)	88.98	-	-
		4874(Pk)	42.16	74	-31.84
		4874(Av)	29.99	54	-24.01
		7311(Pk)	47.43	74	-26.57
		7311(Av)	35.50	54	-18.50
	Horizontal	2437(Pk)	106.43	-	-
		2437(Av)	91.30	-	-
		4874(Pk)	42.34	74	-31.66
		4874(Av)	29.93	54	-24.07
2462	Vertical	2462(Pk)	103.49	-	-
		2462(Av)	86.80	-	-
		2483.5(Pk)	61.24	74*	-12.76
		2483.5(Av)	38.63	54*	-15.37
		4924(Pk)	41.78	74	-32.22
		4924(Av)	29.71	54	-24.29
		7386(Pk)	47.48	74	-26.52
		7386(Av)	35.62	54	-18.38
	Horizontal	2462(Pk)	105.28	-	-
		2462(Av)	90.03	-	-
		2483.5(Pk)	63.60	74*	-10.40
		2483.5(Av)	41.50	54*	-12.50
		4924(Pk)	44.69	74	-29.31
		4924(Av)	29.69	54	-24.31
7386(Pk)	47.81	74	-26.19		
7386(Av)	35.37	54	-18.63		

*- : Indicate restricted band of operation §15.205
Pk: Peak Detector; Av: Average Detector

Prüfbericht - Nr.:

IN23WDIF 001

Seite 222 von 300
Page 222 of 300

Modulation: 802.11ac_VHT20

Data Rate: MCS0

Channel Frequency (MHz)	Antenna Polarization	Measured Frequency (MHz)	Field Strength (dBµV/m)	Limit (dBµV/m)	Margin (dB)
2412	Vertical	2412(Pk)	104.89	-	-
		2412(Av)	92.91	-	-
		2390(Pk)	72.41	74*	-1.59
		2390(Av)	52.75	54*	-1.25
		4824(Pk)	42.27	74	-31.73
		4824(Av)	30.10	54	-23.90
		7236(Pk)	47.74	74	-26.26
	7236(Av)	36.11	54	-17.89	
	Horizontal	2412(Pk)	104.58	-	-
		2412(Av)	95.52	-	-
		2390(Pk)	72.00	74*	-2.00
		2390(Av)	51.73	54*	-2.27
		4824(Pk)	42.39	74	-31.61
		4824(Av)	29.85	54	-24.15
7236(Pk)		47.70	74	-26.30	
7236(Av)	35.98	54	-18.02		
2437	Vertical	2437(Pk)	108.83	-	-
		2437(Av)	97.51	-	-
		4874(Pk)	41.68	74	-32.32
		4874(Av)	29.94	54	-24.06
		7311(Pk)	50.25	74	-23.75
	7311(Av)	38.01	54	-15.99	
	Horizontal	2437(Pk)	109.05	-	-
		2437(Av)	99.50	-	-
		4874(Pk)	41.85	74	-32.15
		4874(Av)	29.92	54	-24.08
7311(Pk)		48.32	74	-25.68	
7311(Av)	35.91	54	-18.09		
2462	Vertical	2462(Pk)	102.76	-	-
		2462(Av)	92.07	-	-
		2483.5(Pk)	66.45	74*	-7.55
		2483.5(Av)	46.04	54*	-7.96
		4924(Pk)	41.62	74	-32.38
		4924(Av)	29.71	54	-24.29
		7386(Pk)	47.84	74	-26.16
	7386(Av)	35.78	54	-18.22	
	Horizontal	2462(Pk)	105.86	-	-
		2462(Av)	95.72	-	-
		2483.5(Pk)	70.93	74*	-3.07
		2483.5(Av)	49.41	54*	-4.59
		4924(Pk)	42.36	74	-31.64
		4924(Av)	29.63	54	-24.37
7386(Pk)		47.06	74	-26.94	
7386(Av)	35.48	54	-18.52		

*- : Indicate restricted band of operation §15.205

Pk: Peak Detector; Av: Average Detector

Prüfbericht - Nr.:

IN23WDIF 001

Seite 223 von 300
Page 223 of 300

Modulation: 802.11ac_VHT20
Data Rate: MCS8

Channel Frequency (MHz)	Antenna Polarization	Measured Frequency (MHz)	Field Strength (dBµV/m)	Limit (dBµV/m)	Margin (dB)
2412	Vertical	2412(Pk)	100.2	-	-
		2412(Av)	84.63	-	-
		2390(Pk)	64.07	74*	-9.93
		2390(Av)	39.15	54*	-14.85
		4824(Pk)	41.23	74	-32.77
		4824(Av)	29.71	54	-24.29
		7236(Pk)	47.20	74	-26.80
	7236(Av)	35.48	54	-18.52	
	Horizontal	2412(Pk)	102.18	-	-
		2412(Av)	85.66	-	-
		2390(Pk)	61.49	74*	-12.51
		2390(Av)	37.51	54*	-16.49
		4824(Pk)	42.53	74	-31.47
		4824(Av)	29.75	54	-24.25
7236(Pk)		47.73	74	-26.27	
7236(Av)	35.32	54	-18.68		
2437	Vertical	2437(Pk)	102.94	-	-
		2437(Av)	87.50	-	-
		4874(Pk)	41.66	74	-32.34
		4874(Av)	29.79	54	-24.21
		7311(Pk)	47.07	74	-26.93
	7311(Av)	35.39	54	-18.61	
	Horizontal	2437(Pk)	106.12	-	-
		2437(Av)	89.91	-	-
		4874(Pk)	41.48	74	-32.52
		4874(Av)	29.70	54	-24.30
7311(Pk)		48.13	74	-25.87	
7311(Av)	35.35	54	-18.65		
2462	Vertical	2462(Pk)	101.24	-	-
		2462(Av)	85.11	-	-
		2483.5(Pk)	58.62	74*	-15.38
		2483.5(Av)	35.98	54*	-18.02
		4924(Pk)	40.93	74	-33.07
		4924(Av)	29.51	54	-24.49
		7386(Pk)	46.75	74	-27.25
		7386(Av)	35.20	54	-18.80
	Horizontal	2462(Pk)	104.48	-	-
		2462(Av)	88.57	-	-
		2483.5(Pk)	61.85	74*	-12.15
		2483.5(Av)	39.32	54*	-14.68
		4924(Pk)	41.38	74	-32.62
		4924(Av)	29.53	54	-24.47
7386(Pk)	47.78	74	-26.22		
7386(Av)	35.17	54	-18.83		

* - : Indicate restricted band of operation §15.205
Pk: Peak Detector; Av: Average Detector

Prüfbericht - Nr.:
Test Report No.:

IN23WDIF 001

Seite 224 von 300
Page 224 of 300

Modulation: 802.11ax_HE20
Data Rate: MCS0

Channel Frequency (MHz)	Antenna Polarization	Measured Frequency (MHz)	Field Strength (dBµV/m)	Limit (dBµV/m)	Margin (dB)
2412	Vertical	2412(Pk)	104.03	-	-
		2412(Av)	90.94	-	-
		2390(Pk)	69.09	74*	-4.91
		2390(Av)	49.25	54*	-4.75
		4824(Pk)	41.72	74	-32.28
		4824(Av)	29.65	54	-24.35
		7236(Pk)	50.53	74	-23.47
		7236(Av)	31.12	54	-22.88
	Horizontal	2412(Pk)	107.73	-	-
		2412(Av)	94.70	-	-
		2390(Pk)	70.97	74*	-3.03
		2390(Av)	50.80	54*	-3.20
		4824(Pk)	42.81	74	-31.19
		4824(Av)	29.64	54	-24.36
2437	Vertical	2437(Pk)	109.85	-	-
		2437(Av)	97.34	-	-
		4874(Pk)	41.77	74	-32.23
		4874(Av)	29.84	54	-24.16
		7311(Pk)	50.45	74	-23.55
		7311(Av)	37.84	54	-16.16
	Horizontal	2437(Pk)	112.75	-	-
		2437(Av)	100.03	-	-
		4874(Pk)	41.35	74	-32.65
		4874(Av)	29.74	54	-24.26
2462	Vertical	2462(Pk)	103.39	-	-
		2462(Av)	90.01	-	-
		2483.5(Pk)	65.68	74*	-8.32
		2483.5(Av)	44.38	54*	-9.62
		4924(Pk)	41.74	74	-32.26
		4924(Av)	29.50	54	-24.50
		7386(Pk)	47.31	74	-26.69
		7386(Av)	35.25	54	-18.75
	Horizontal	2462(Pk)	106.49	-	-
		2462(Av)	93.31	-	-
		2483.5(Pk)	69.57	74*	-4.43
		2483.5(Av)	47.09	54*	-6.91
		4924(Pk)	41.46	74	-32.54
		4924(Av)	29.45	54	-24.55
7386(Pk)	47.26	74	-26.74		
	7386(Av)	35.12	54	-18.88	

*- : Indicate restricted band of operation §15.205
Pk: Peak Detector; Av: Average Detector

Prüfbericht - Nr.:
Test Report No.:

IN23WDIF 001

Seite 225 von 300
Page 225 of 300

Modulation: 802.11ax_HE20
Data Rate: MCS11

Channel Frequency (MHz)	Antenna Polarization	Measured Frequency (MHz)	Field Strength (dBµV/m)	Limit (dBµV/m)	Margin (dB)
2412	Vertical	2412(Pk)	102.13	-	-
		2412(Av)	83.11	-	-
		2390(Pk)	62.11	74*	-11.89
		2390(Av)	37.76	54*	-16.24
		4824(Pk)	42.10	74	-31.90
		4824(Av)	29.54	54	-24.46
		7236(Pk)	47.62	74	-26.38
	7236(Av)	35.24	54	-18.76	
	Horizontal	2412(Pk)	103.01	-	-
		2412(Av)	84.17	-	-
		2390(Pk)	60.21	74*	-13.79
		2390(Av)	35.77	54*	-18.23
		4824(Pk)	41.44	74	-32.56
		4824(Av)	29.59	54	-24.41
7236(Pk)		47.56	74	-26.44	
7236(Av)	35.25	54	-18.75		
2437	Vertical	2437(Pk)	103.42	-	-
		2437(Av)	85.71	-	-
		4874(Pk)	41.95	74	-32.05
		4874(Av)	29.64	54	-24.36
		7311(Pk)	47.29	74	-26.71
	7311(Av)	35.19	54	-18.81	
	Horizontal	2437(Pk)	106.63	-	-
		2437(Av)	88.37	-	-
		4874(Pk)	42.45	74	-31.55
		4874(Av)	29.63	54	-24.37
7311(Pk)		46.90	74	-27.10	
7311(Av)	35.17	54	-18.83		
2462	Vertical	2462(Pk)	101.68	-	-
		2462(Av)	82.91	-	-
		2483.5(Pk)	60.25	74*	-13.75
		2483.5(Av)	35.26	54*	-18.74
		4924(Pk)	41.75	74	-32.25
		4924(Av)	29.43	54	-24.57
		7386(Pk)	46.84	74	-27.16
		7386(Av)	35.16	54	-18.84
	Horizontal	2462(Pk)	105.91	-	-
		2462(Av)	87.42	-	-
		2483.5(Pk)	61.96	74*	-12.04
		2483.5(Av)	38.37	54*	-15.63
		4924(Pk)	42.26	74	-31.74
		4924(Av)	29.38	54	-24.62
7386(Pk)	46.75	74	-27.25		
7386(Av)	35.03	54	-18.97		

* : Indicate restricted band of operation §15.205
Pk: Peak Detector; Av: Average Detector

Prüfbericht - Nr.:
Test Report No.:

IN23WDIF 001

Seite 226 von 300
Page 226 of 300

Modulation: 802.11n_HT40
Data Rate: MCS0

Channel Frequency (MHz)	Antenna Polarization	Measured Frequency (MHz)	Field Strength (dBµV/m)	Limit (dBµV/m)	Margin (dB)
2422	Vertical	2422(Pk)	100.58	-	-
		2422(Av)	90.96	-	-
		2390(Pk)	64.58	74*	-9.42
		2390(Av)	45.32	54*	-8.68
		4844(Pk)	41.34	74	-32.66
		4844(Av)	29.30	54	-24.70
		7266(Pk)	47.30	74	-26.70
	7266(Av)	35.40	54	-18.60	
	Horizontal	2422(Pk)	100.93	-	-
		2422(Av)	91.21	-	-
		2390(Pk)	62.42	74*	-11.58
		2390(Av)	46.61	54*	-7.39
		4844(Pk)	41.18	74	-32.82
		4844(Av)	29.28	54	-24.72
7266(Pk)		47.34	74	-26.66	
7266(Av)	34.98	54	-19.02		
2437	Vertical	2437(Pk)	104.35	-	-
		2437(Av)	94.00	-	-
		4874(Pk)	41.64	74	-32.36
		4874(Av)	29.44	54	-24.56
		7311(Pk)	50.26	74	-23.74
	7311(Av)	37.42	54	-16.58	
	Horizontal	2437(Pk)	104.15	-	-
		2437(Av)	93.55	-	-
		4874(Pk)	41.54	74	-32.46
		4874(Av)	29.44	54	-24.56
7311(Pk)		46.59	74	-27.41	
7311(Av)	34.96	54	-19.04		
2452	Vertical	2452(Pk)	97.95	-	-
		2452(Av)	88.40	-	-
		2483.5(Pk)	68.96	74*	-5.04
		2483.5(Av)	49.17	54*	-4.83
		4904(Pk)	40.64	74	-33.36
		4904(Av)	29.17	54	-24.83
		7356(Pk)	46.06	74	-27.94
	7356(Av)	34.82	54	-19.18	
	Horizontal	2452(Pk)	97.97	-	-
		2452(Av)	87.69	-	-
		2483.5(Pk)	66.84	74*	-7.16
		2483.5(Av)	48.94	54*	-5.06
		4904(Pk)	41.01	74	-32.99
		4904(Av)	29.16	54	-24.84
7356(Pk)		46.83	74	-27.17	
7356(Av)	34.80	54	-19.20		

* - : Indicate restricted band of operation §15.205
Pk: Peak Detector; Av: Average Detector

Prüfbericht - Nr.:
Test Report No.:

IN23WDIF 001

Seite 227 von 300
Page 227 of 300

Modulation: 802.11n_HT40
Data Rate: MCS7

Channel Frequency (MHz)	Antenna Polarization	Measured Frequency (MHz)	Emission (dBµV/m)	Limit (dBµV/m)	Margin (dB)
2422	Vertical	2422(Pk)	101.10	-	-
		2422(Av)	85.59	-	-
		2390(Pk)	63.02	74*	-10.98
		2390(Av)	43.58	54*	-10.42
		4844(Pk)	41.07	74	-32.93
		4844(Av)	29.31	54	-24.69
		7266(Pk)	47.58	74	-26.42
	7266(Av)	35.28	54	-18.72	
	Horizontal	2422(Pk)	100.25	-	-
		2422(Av)	84.60	-	-
		2390(Pk)	59.25	74*	-14.75
		2390(Av)	40.56	54*	-13.44
		4844(Pk)	41.32	74	-32.68
		4844(Av)	29.26	54	-24.74
7266(Pk)		47.23	74	-26.77	
7266(Av)	34.98	54	-19.02		
2437	Vertical	2437(Pk)	105.05	-	-
		2437(Av)	88.71	-	-
		4874(Pk)	41.24	74	-32.76
		4874(Av)	29.41	54	-24.59
		7311(Pk)	48.89	74	-25.11
	7311(Av)	36.29	54	-17.71	
	Horizontal	2437(Pk)	104.85	-	-
		2437(Av)	88.60	-	-
		4874(Pk)	40.94	74	-33.06
		4874(Av)	29.31	54	-24.69
7311(Pk)		46.93	74	-27.07	
7311(Av)	35.26	54	-18.74		
2452	Vertical	2452(Pk)	101.52	-	-
		2452(Av)	86.20	-	-
		2483.5(Pk)	72.19	74*	-1.81
		2483.5(Av)	51.70	54*	-2.30
		4904(Pk)	41.3	74	-32.70
		4904(Av)	29.22	54	-24.78
		7356(Pk)	46.67	74	-27.33
	7356(Av)	34.89	54	-19.11	
	Horizontal	2452(Pk)	101.20	-	-
		2452(Av)	85.88	-	-
		2483.5(Pk)	71.69	74*	-2.31
		2483.5(Av)	51.65	54*	-2.35
		4904(Pk)	40.75	74	-33.25
		4904(Av)	29.26	54	-24.74
7356(Pk)		46.24	74	-27.76	
7356(Av)	34.76	54	-19.24		

*- : Indicate restricted band of operation §15.205
Pk: Peak Detector; Av: Average Detector

Prüfbericht - Nr.:
Test Report No.:

IN23WDIF 001

Seite 228 von 300
Page 228 of 300

Modulation: 802.11ac_VHT40
Data Rate: MCS0

Channel Frequency (MHz)	Antenna Polarization	Measured Frequency (MHz)	Field Strength (dBµV/m)	Limit (dBµV/m)	Margin (dB)
2422	Vertical	2422(Pk)	101.27	-	-
		2422(Av)	91.71	-	-
		2390(Pk)	67.00	74*	-7.00
		2390(Av)	52.56	54*	-1.44
		4844(Pk)	40.80	74	-33.20
		4844(Av)	29.29	54	-24.71
		7266(Pk)	47.15	74	-26.85
	7266(Av)	35.42	54	-18.58	
	Horizontal	2422(Pk)	101.48	-	-
		2422(Av)	91.46	-	-
		2390(Pk)	67.09	74*	-6.91
		2390(Av)	52.24	54*	-1.76
		4844(Pk)	41.56	74	-32.44
		4844(Av)	29.28	54	-24.72
7266(Pk)		47.53	74	-26.47	
7266(Av)	35.04	54	-18.96		
2437	Vertical	2437(Pk)	104.64	-	-
		2437(Av)	92.70	-	-
		4874(Pk)	41.06	74	-32.94
		4874(Av)	29.38	54	-24.62
		7311(Pk)	50.66	74	-23.34
	7311(Av)	37.55	54	-16.45	
	Horizontal	2437(Pk)	104.21	-	-
		2437(Av)	92.48	-	-
		4874(Pk)	40.80	74	-33.20
		4874(Av)	29.36	54	-24.64
7311(Pk)		46.62	74	-27.38	
7311(Av)	35.13	54	-18.87		
2452	Vertical	2452(Pk)	98.86	-	-
		2452(Av)	88.90	-	-
		2483.5(Pk)	69.85	74*	-4.15
		2483.5(Av)	49.69	54*	-4.31
		4904(Pk)	40.99	74	-33.01
		4904(Av)	29.21	54	-24.79
		7356(Pk)	46.62	74	-27.38
	7356(Av)	34.83	54	-19.17	
	Horizontal	2452(Pk)	98.48	-	-
		2452(Av)	88.53	-	-
		2483.5(Pk)	66.47	74*	-7.53
		2483.5(Av)	49.23	54*	-4.77
		4904(Pk)	40.63	74	-33.37
		4904(Av)	29.15	54	-24.85
7356(Pk)		46.91	74	-27.09	
7356(Av)	34.79	54	-19.21		

*- : Indicate restricted band of operation §15.205
Pk: Peak Detector; Av: Average Detector

Prüfbericht - Nr.:
Test Report No.:

IN23WDIF 001

Seite 229 von 300
Page 229 of 300

Modulation: 802.11ac_VHT40
Data Rate: MCS8

Channel Frequency (MHz)	Antenna Polarization	Measured Frequency (MHz)	Emission (dBµV/m)	Limit (dBµV/m)	Margin (dB)
2422	Vertical	2422(Pk)	100.69	-	-
		2422(Av)	83.94	-	-
		2390(Pk)	64.63	74*	-9.37
		2390(Av)	44.64	54*	-9.36
		4844(Pk)	41.18	74	-32.82
		4844(Av)	29.30	54	-24.70
		7266(Pk)	47.72	74	-26.28
	7266(Av)	35.30	54	-18.70	
	Horizontal	2422(Pk)	100.43	-	-
		2422(Av)	84.16	-	-
		2390(Pk)	64.76	74*	-9.24
		2390(Av)	44.21	54*	-9.79
		4844(Pk)	41.73	74	-32.27
		4844(Av)	29.3	54	-24.70
7266(Pk)		47.14	74	-26.86	
7266(Av)	35.04	54	-18.96		
2437	Vertical	2437(Pk)	103.41	-	-
		2437(Av)	87.45	-	-
		4874(Pk)	41.29	74	-32.71
		4874(Av)	29.44	54	-24.56
		7311(Pk)	50.29	74	-23.71
	7311(Av)	36.42	54	-17.58	
	Horizontal	2437(Pk)	101.72	-	-
		2437(Av)	86.88	-	-
		4874(Pk)	41.14	74	-32.86
		4874(Av)	29.34	54	-24.66
7311(Pk)		46.95	74	-27.05	
7311(Av)	35.21	54	-18.79		
2452	Vertical	2452(Pk)	98.65	-	-
		2452(Av)	81.90	-	-
		2483.5(Pk)	63.26	74*	-10.74
		2483.5(Av)	42.13	54*	-11.87
		4904(Pk)	41.03	74	-32.97
		4904(Av)	29.13	54	-24.87
		7356(Pk)	46.26	74	-27.74
		7356(Av)	34.84	54	-19.16
	Horizontal	2452(Pk)	98.38	-	-
		2452(Av)	81.32	-	-
		2483.5(Pk)	64.70	74*	-9.30
		2483.5(Av)	43.01	54*	-10.99
		4904(Pk)	40.91	74	-33.09
		4904(Av)	29.18	54	-24.82
7356(Pk)	47.21	74	-26.79		
7356(Av)	34.99	54	-19.01		

*- : Indicate restricted band of operation §15.205
Pk: Peak Detector; Av: Average Detector

Prüfbericht - Nr.:
Test Report No.:

IN23WDIF 001

Seite 230 von 300
Page 230 of 300

Modulation: 802.11ax_HE40
Data Rate: MCS0

Channel Frequency (MHz)	Antenna Polarization	Measured Frequency (MHz)	Field Strength (dBµV/m)	Limit (dBµV/m)	Margin (dB)
2422	Vertical	2422(Pk)	103.30	-	-
		2422(Av)	89.59	-	-
		2390(Pk)	64.31	74*	-9.69
		2390(Av)	46.21	54*	-7.79
		4844(Pk)	41.48	74	-32.52
		4844(Av)	29.36	54	-24.64
		7266(Pk)	47.20	74	-26.80
	7266(Av)	35.44	54	-18.56	
	Horizontal	2422(Pk)	102.25	-	-
		2422(Av)	88.97	-	-
		2390(Pk)	63.46	74*	-10.54
		2390(Av)	47.01	54*	-6.99
		4844(Pk)	41.07	74	-32.93
		4844(Av)	29.32	54	-24.68
7266(Pk)		46.69	74	-27.31	
7266(Av)	35.06	54	-18.94		
2437	Vertical	2437(Pk)	104.63	-	-
		2437(Av)	91.39	-	-
		4874(Pk)	41.29	74	-32.71
		4874(Av)	29.47	54	-24.53
		7311(Pk)	50.32	74	-23.68
	7311(Av)	37.16	54	-16.84	
	Horizontal	2437(Pk)	104.09	-	-
		2437(Av)	91.12	-	-
		4874(Pk)	42.02	74	-31.98
		4874(Av)	29.37	54	-24.63
7311(Pk)		46.91	74	-27.09	
7311(Av)	35.36	54	-18.64		
2452	Vertical	2452(Pk)	102.01	-	-
		2452(Av)	88.31	-	-
		2483.5(Pk)	67.87	74*	-6.13
		2483.5(Av)	51.13	54*	-2.87
		4904(Pk)	41.84	74	-32.16
		4904(Av)	29.15	54	-24.85
		7356(Pk)	46.79	74	-27.21
	7356(Av)	34.98	54	-19.02	
	Horizontal	2452(Pk)	101.23	-	-
		2452(Av)	88.18	-	-
		2483.5(Pk)	67.79	74*	-6.21
		2483.5(Av)	49.90	54*	-4.10
		4904(Pk)	42.22	74	-31.78
		4904(Av)	29.18	54	-24.82
7356(Pk)		46.31	74	-27.69	
7356(Av)	34.82	54	-19.18		

*- : Indicate restricted band of operation §15.205
Pk: Peak Detector; Av: Average Detector

Prüfbericht - Nr.:

IN23WDIF 001

Seite 231 von 300
Page 231 of 300

Modulation: 802.11ax_HE40

Data Rate: MCS11

Channel Frequency (MHz)	Antenna Polarization	Measured Frequency (MHz)	Emission (dBµV/m)	Limit (dBµV/m)	Margin (dB)
2422	Vertical	2422(Pk)	101.21	-	-
		2422(Av)	84.37	-	-
		2390(Pk)	64.46	74*	-9.54
		2390(Av)	41.65	54*	-12.35
		4844(Pk)	40.82	74	-33.18
		4844(Av)	29.22	54	-24.78
		7266(Pk)	47.14	74	-26.86
	7266(Av)	35.16	54	-18.84	
	Horizontal	2422(Pk)	101.40	-	-
		2422(Av)	84.05	-	-
		2390(Pk)	62.51	74*	-11.49
		2390(Av)	39.42	54*	-14.58
		4844(Pk)	40.87	74	-33.13
		4844(Av)	29.23	54	-24.77
7266(Pk)		46.31	74	-27.69	
7266(Av)	34.97	54	-19.03		
2437	Vertical	2437(Pk)	102.32	-	-
		2437(Av)	84.89	-	-
		4874(Pk)	42.00	74	-32.00
		4874(Av)	29.26	54	-24.74
		7311(Pk)	47.14	74	-26.86
	7311(Av)	35.52	54	-18.48	
	Horizontal	2437(Pk)	101.03	-	-
		2437(Av)	83.34	-	-
		4874(Pk)	41.40	74	-32.60
		4874(Av)	29.19	54	-24.81
7311(Pk)		46.84	74	-27.16	
7311(Av)	34.83	54	-19.17		
2452	Vertical	2452(Pk)	101.43	-	-
		2452(Av)	83.08	-	-
		2483.5(Pk)	69.79	74*	-4.21
		2483.5(Av)	47.18	54*	-6.82
		4904(Pk)	40.72	74	-33.28
		4904(Av)	29.28	54	-24.72
		7356(Pk)	47.04	74	-26.96
	7356(Av)	34.94	54	-19.06	
	Horizontal	2452(Pk)	101.09	-	-
		2452(Av)	82.40	-	-
		2483.5(Pk)	67.77	74*	-6.23
		2483.5(Av)	45.67	54*	-8.33
		4904(Pk)	41.54	74	-32.46
		4904(Av)	29.28	54	-24.72
7356(Pk)		46.78	74	-27.22	
7356(Av)	34.84	54	-19.16		

*- : Indicate restricted band of operation §15.205
Pk: Peak Detector; Av: Average Detector

Prüfbericht - Nr.:
Test Report No.:

IN23WDIF 001

Seite 232 von 300
Page 232 of 300

Simultaneous Operation:

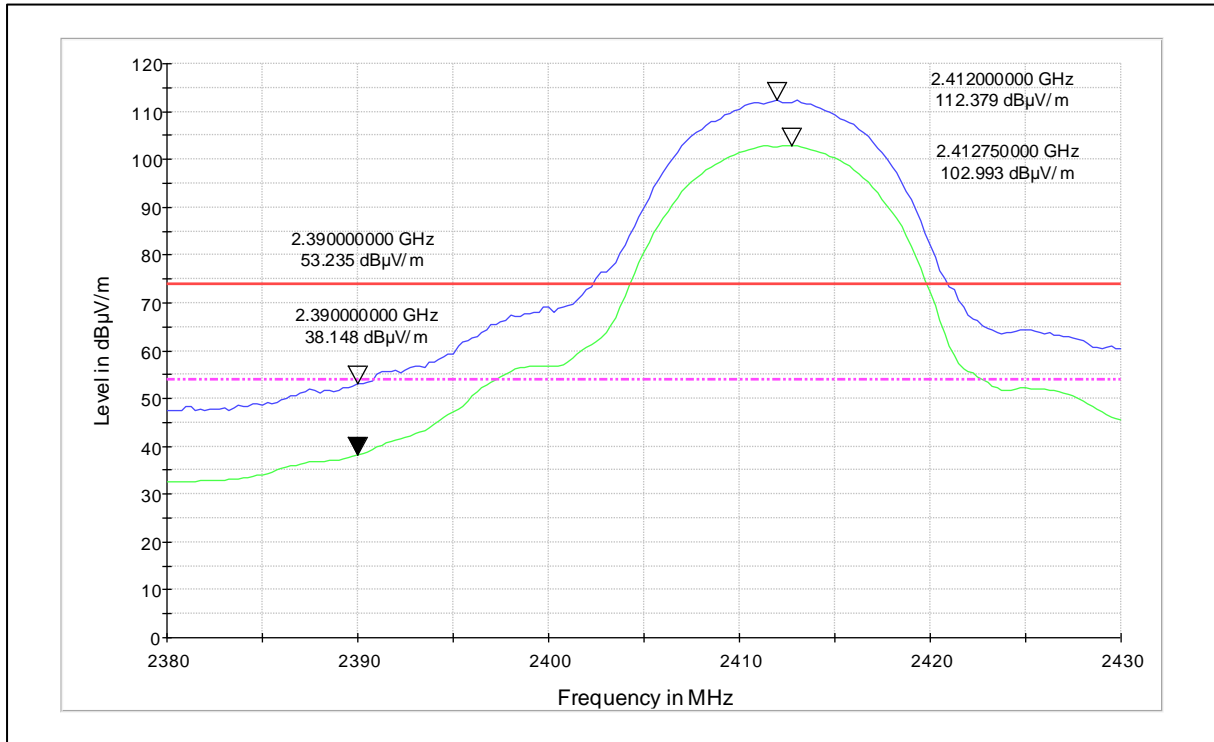
Combination of Wi-Fi 2.4GHz and Bluetooth 2.4GHz:

Data Rate (Mbps)	Channel Frequency (MHz)	Measured Frequency (MHz)	Antenna Polarization	Emission (dBµV/m)	Limit (dBµV/m)	Margin (dB)
1	2412	4824(Pk)	Vertical	50.33	74	-23.67
		4824(Av)		46.97	54	-7.03
		7236(Pk)		49.24	74	-24.76
		7236(Av)		38.40	54	-15.60
	2480	4960(Pk)		55.77	74	-18.23
		4960(Av)		43.79	54	-10.21
		7440(Pk)		48.56	74	-25.44
		7440(Av)		35.42	54	-18.58
	2412	4824(Pk)	Horizontal	42.96	74	-31.04
		4824(Av)		34.18	54	-19.82
		7236(Pk)		47.52	74	-26.48
		7236(Av)		34.35	54	-19.65
	2480	4960(Pk)		40.51	74	-33.49
		4960(Av)		30.30	54	-23.70
		7440(Pk)		46.39	74	-27.61
		7440(Av)		34.32	54	-19.68

Worst Case Plots are Reported

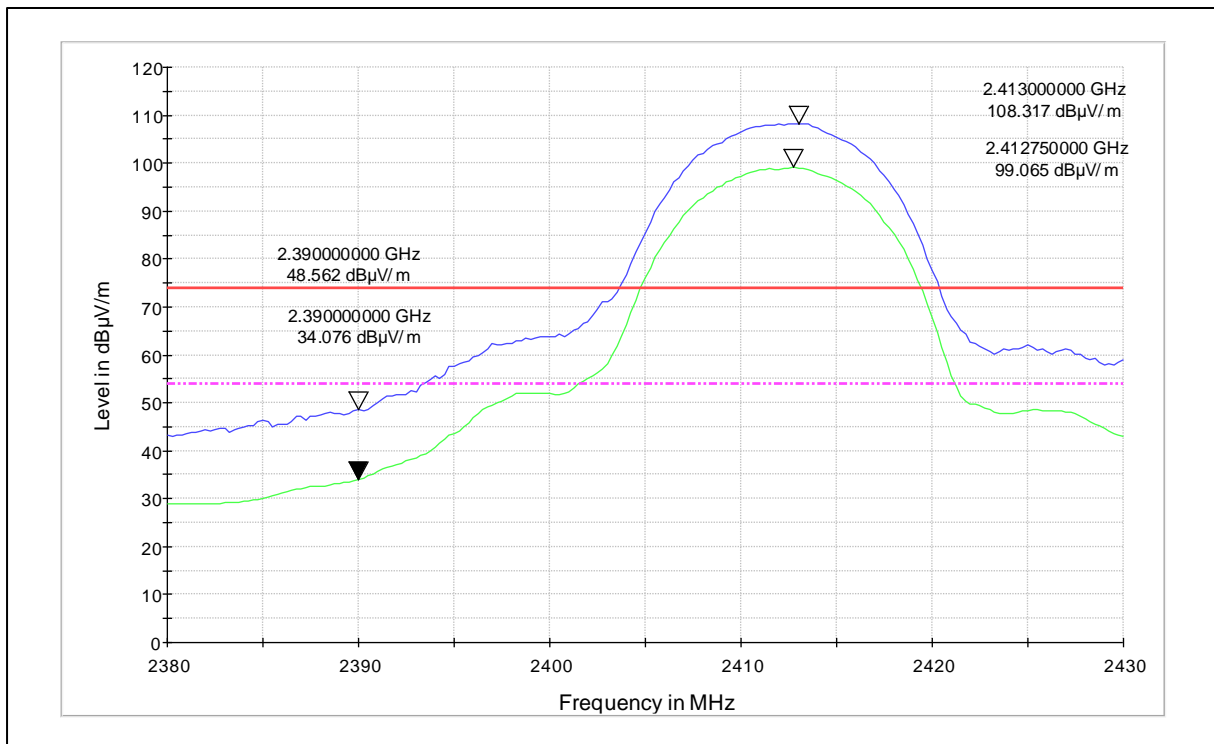
Modulation: 802.11b

Data Rate : 11Mbps



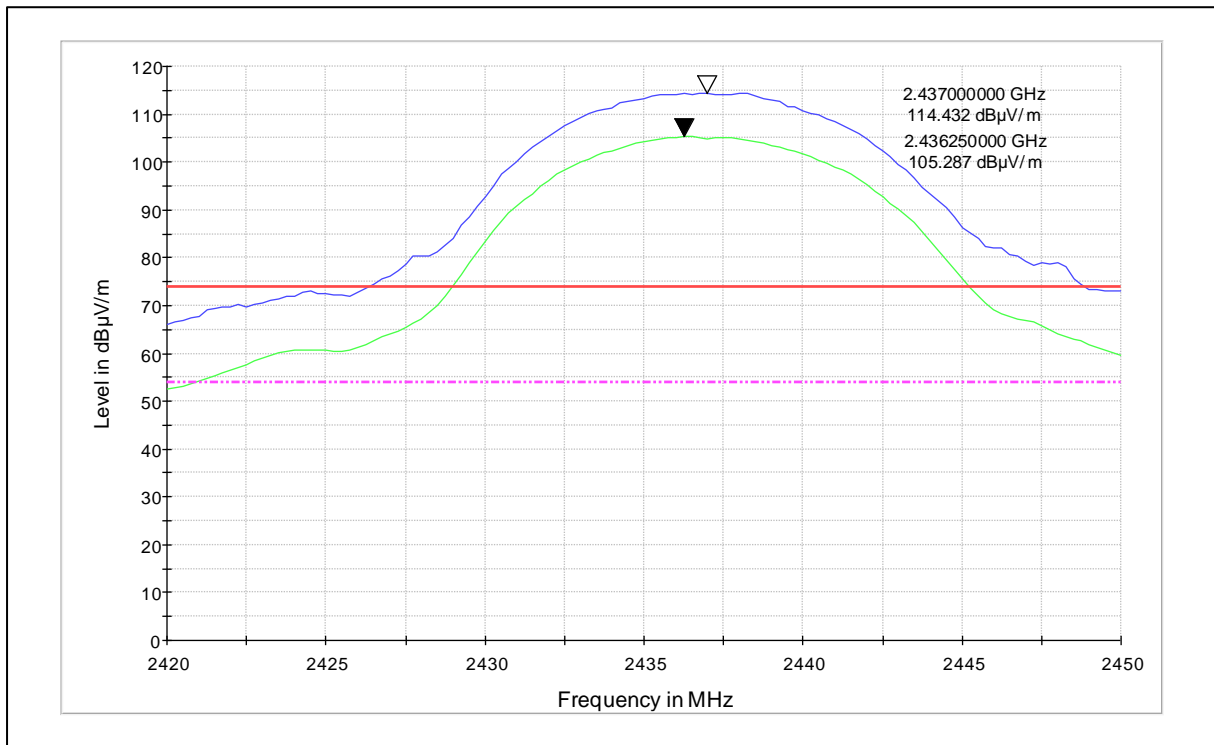
Channel frequency - 2412MHz

Polarization – Vertical



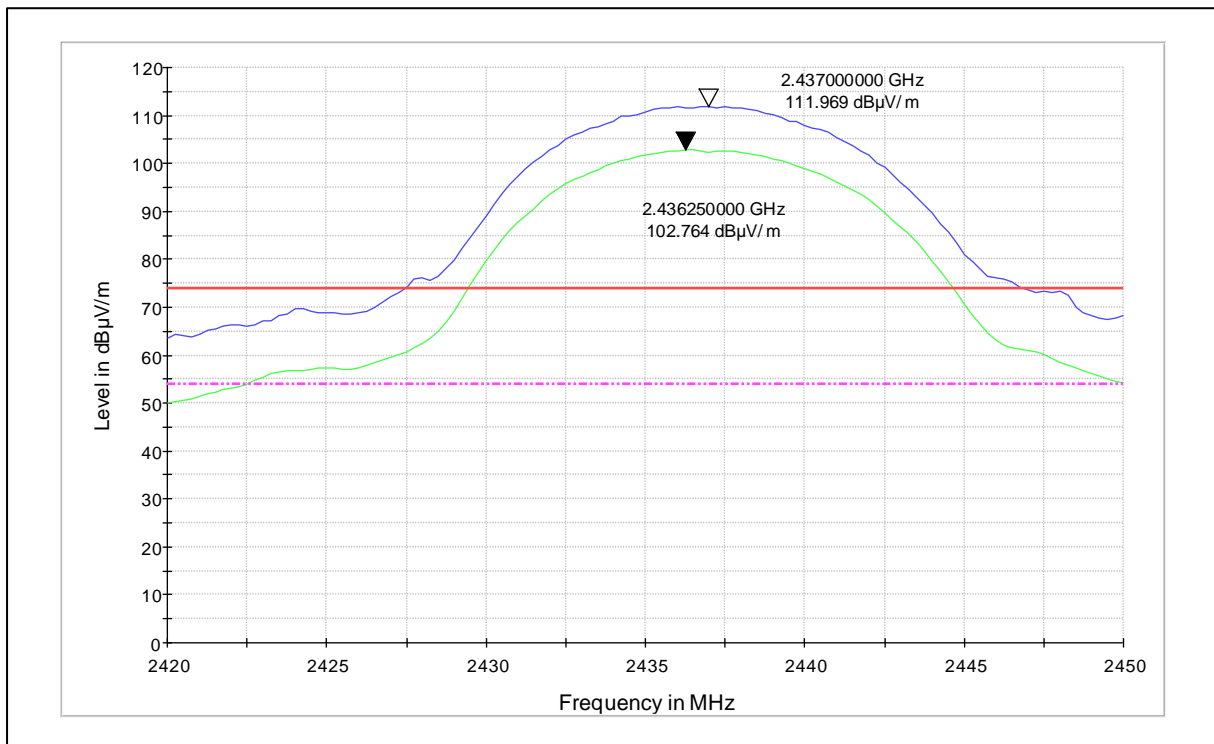
Channel frequency - 2412MHz

Polarization – Horizontal



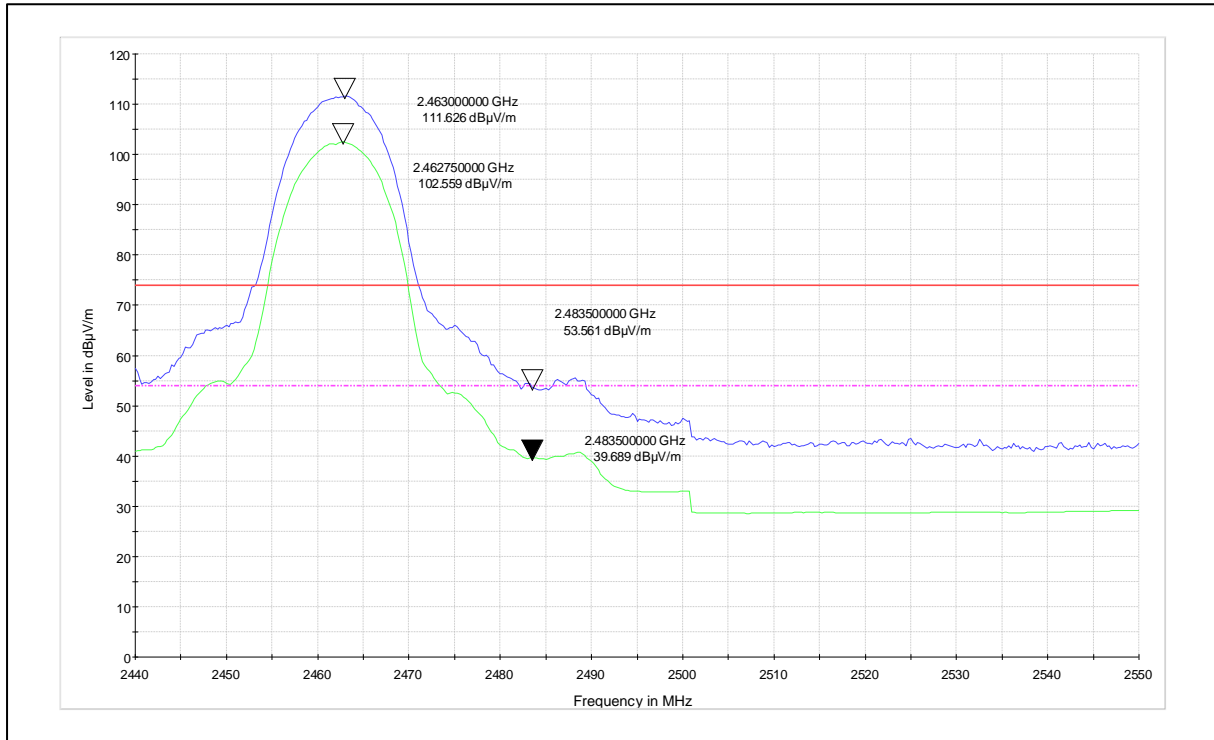
Channel frequency - 2437MHz

Polarization – Vertical



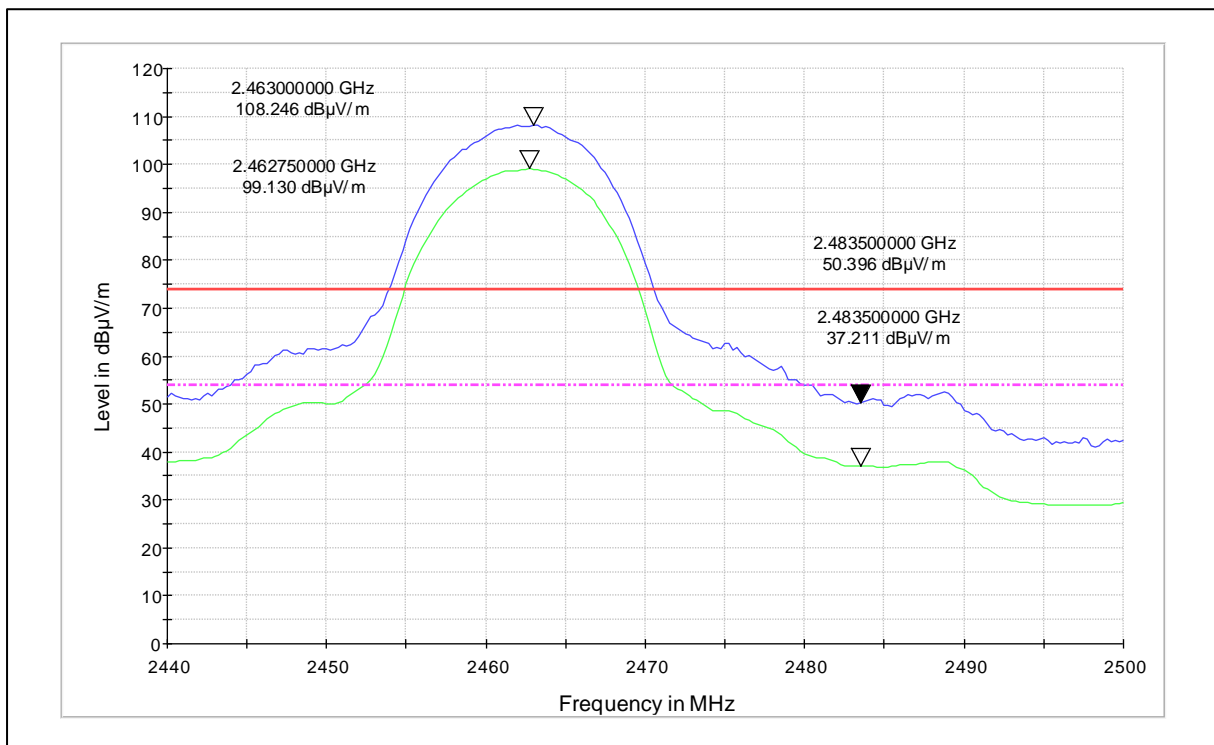
Channel frequency - 2437MHz

Polarization – Horizontal



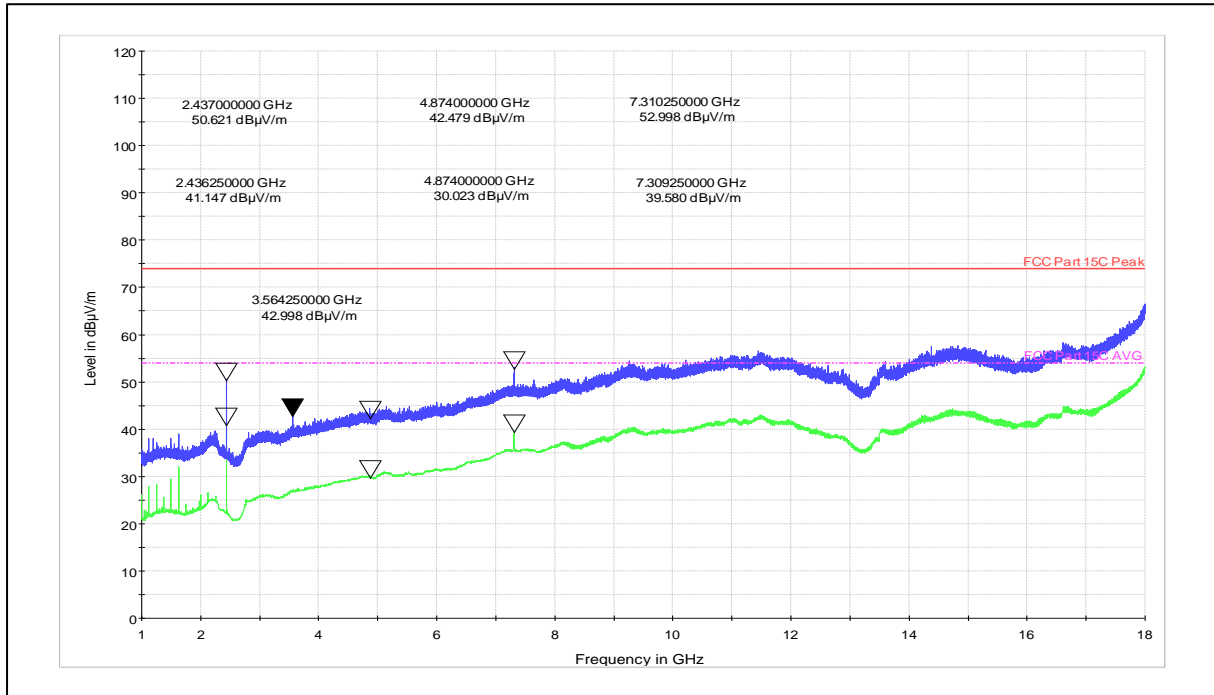
Channel frequency - 2462MHz

Polarization – Vertical



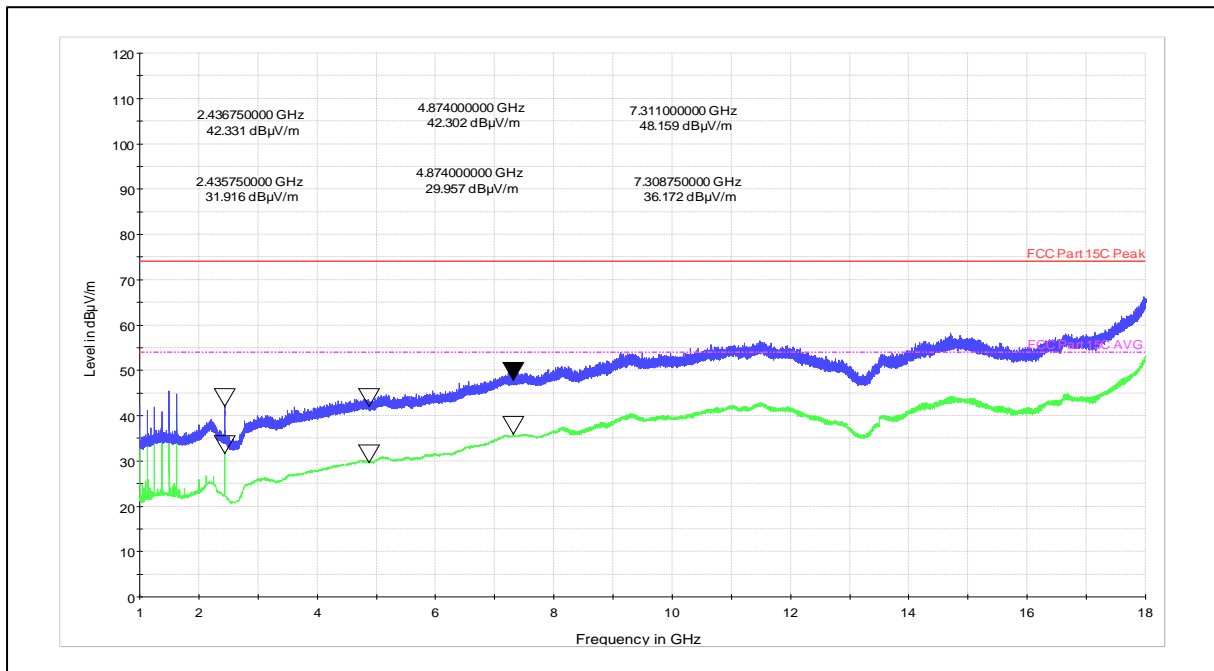
Channel frequency - 2462MHz

Polarization – Horizontal



Channel frequency - 2437MHz

Polarization – Vertical

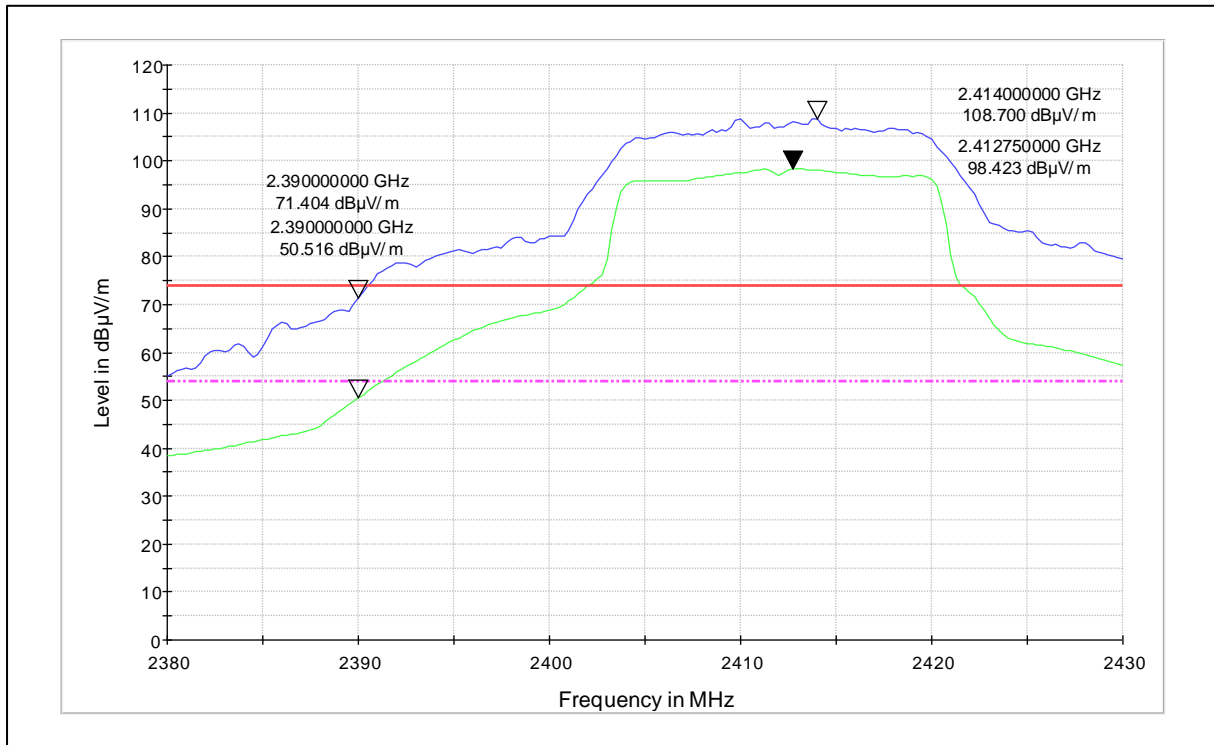


Channel frequency - 2437MHz

Polarization – Horizontal

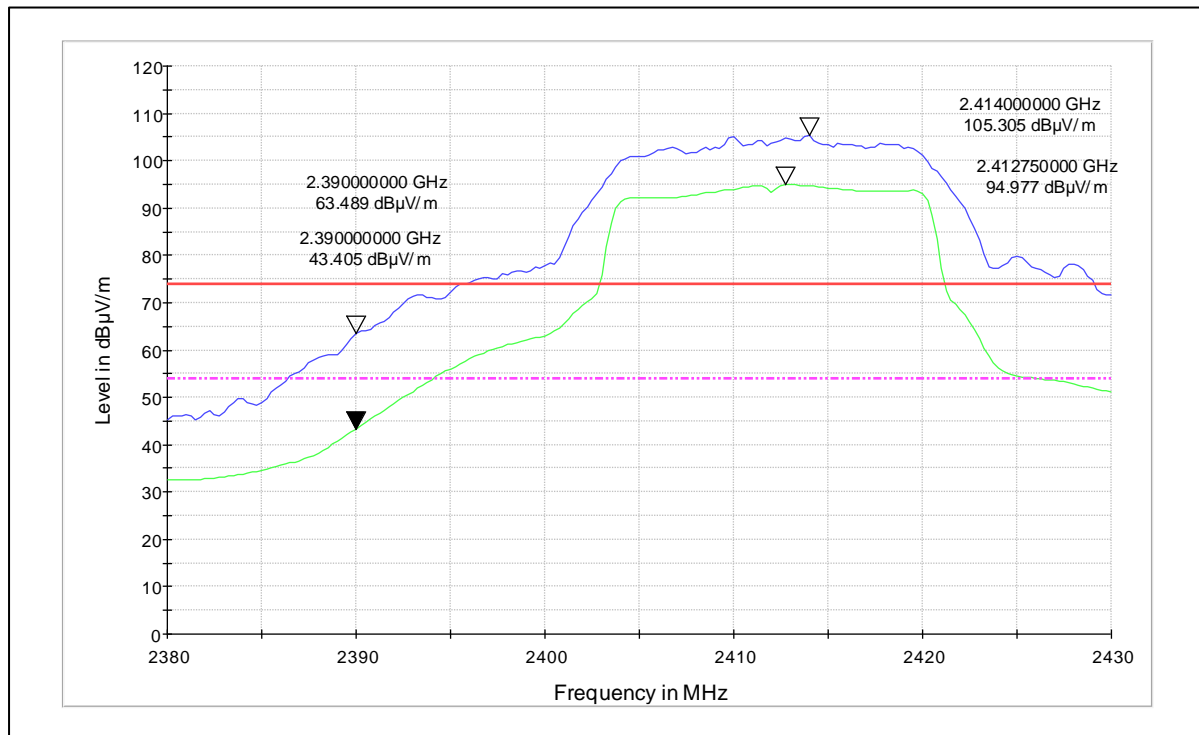
Modulation: 802.11g

Data Rate : 6Mbps



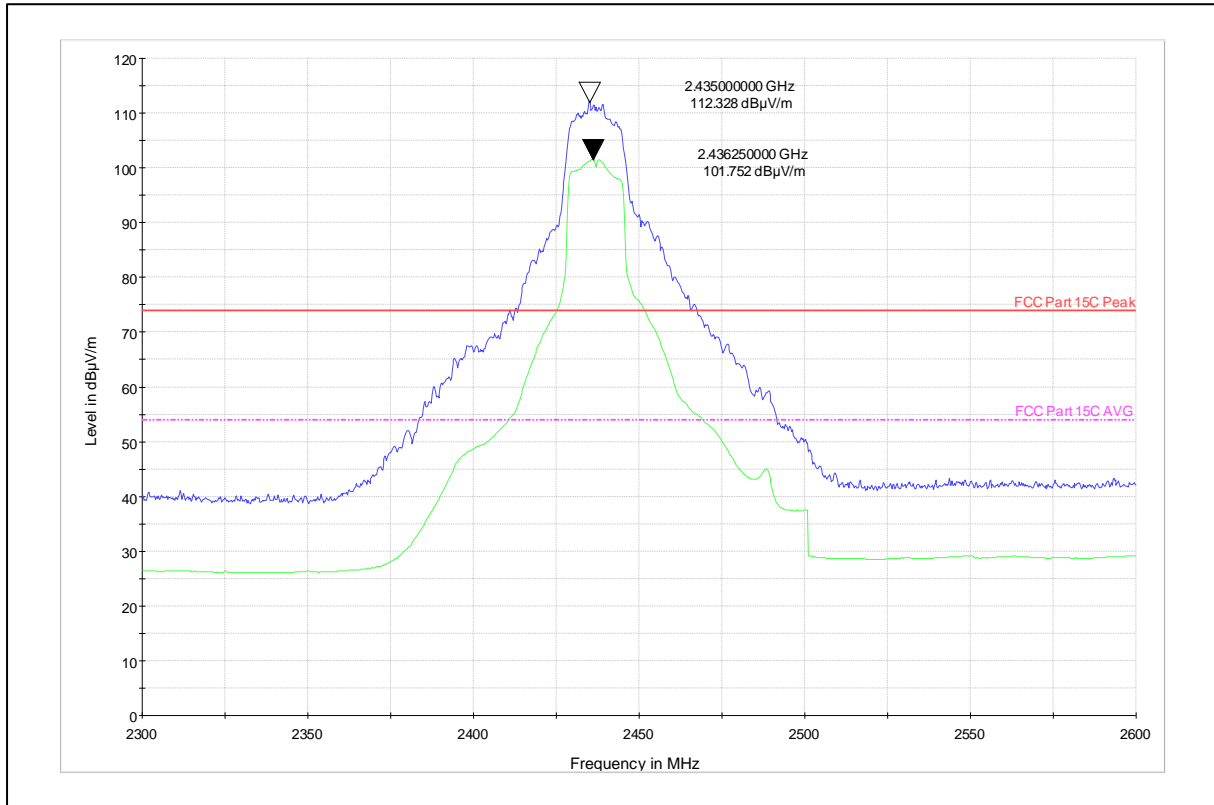
Channel Frequency - 2412MHz

Polarization – Vertical



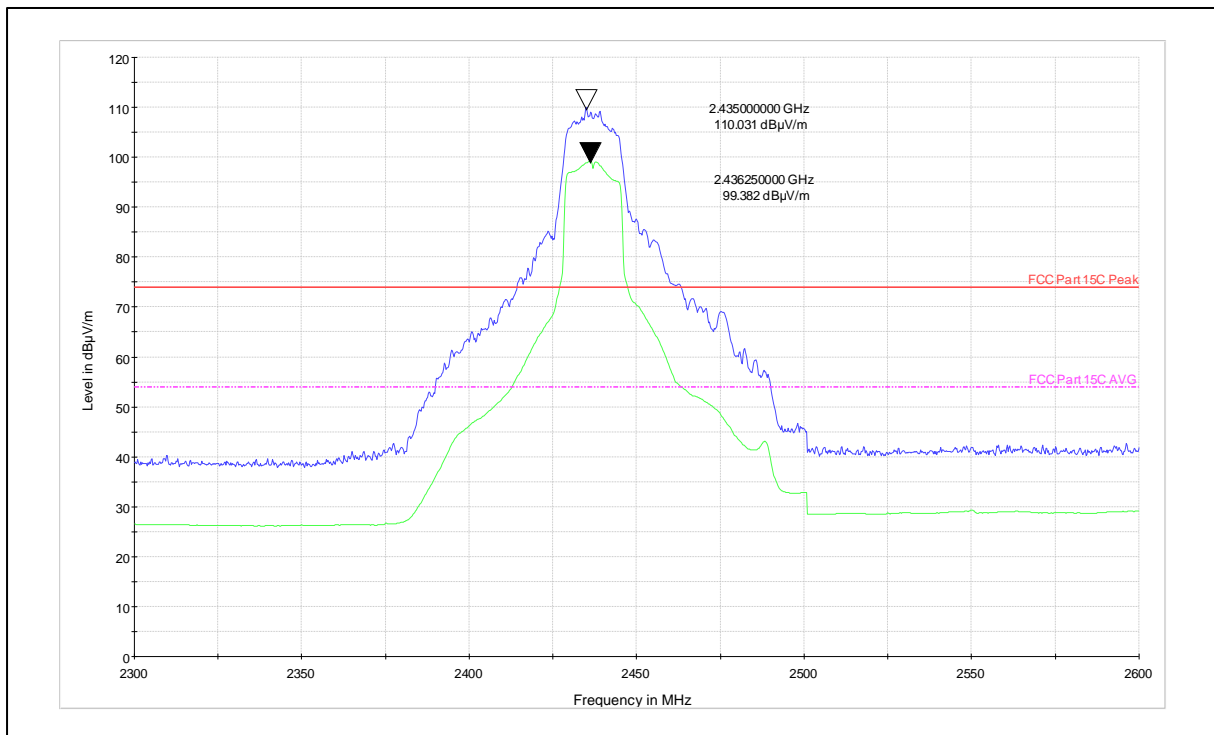
Channel Frequency - 2412MHz

Polarization – Horizontal



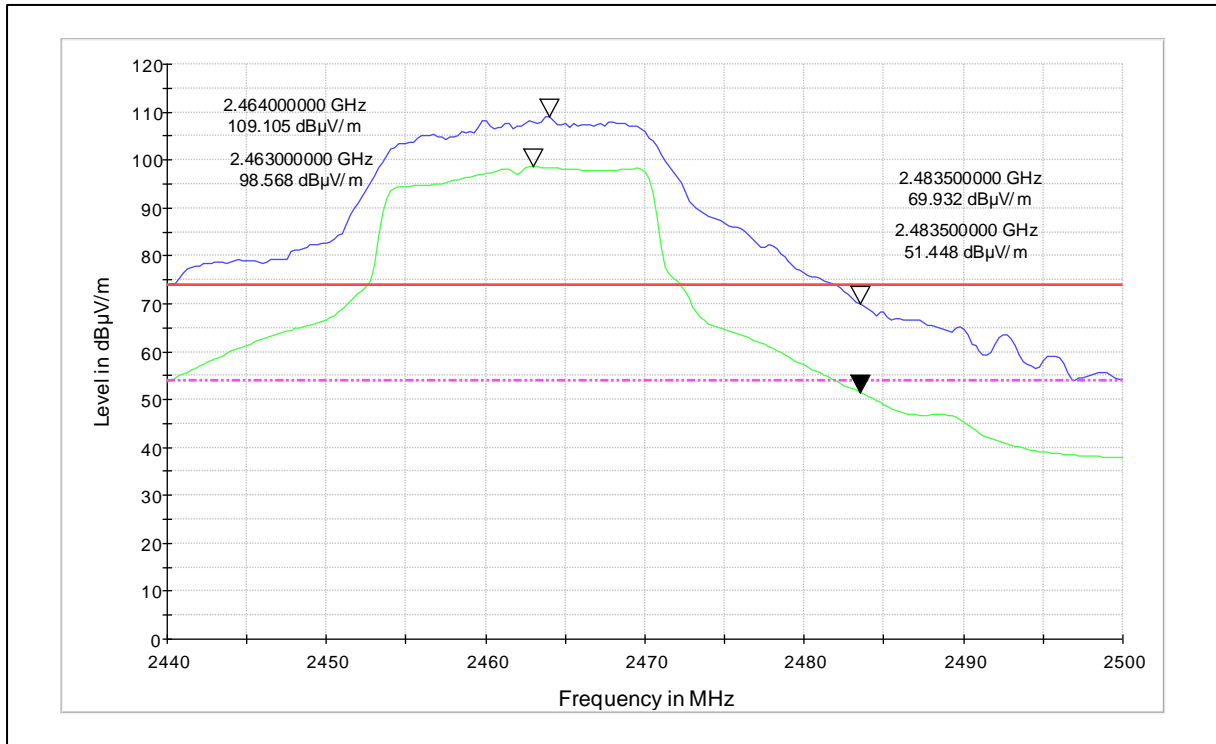
Channel Frequency - 2437MHz

Polarization – Vertical



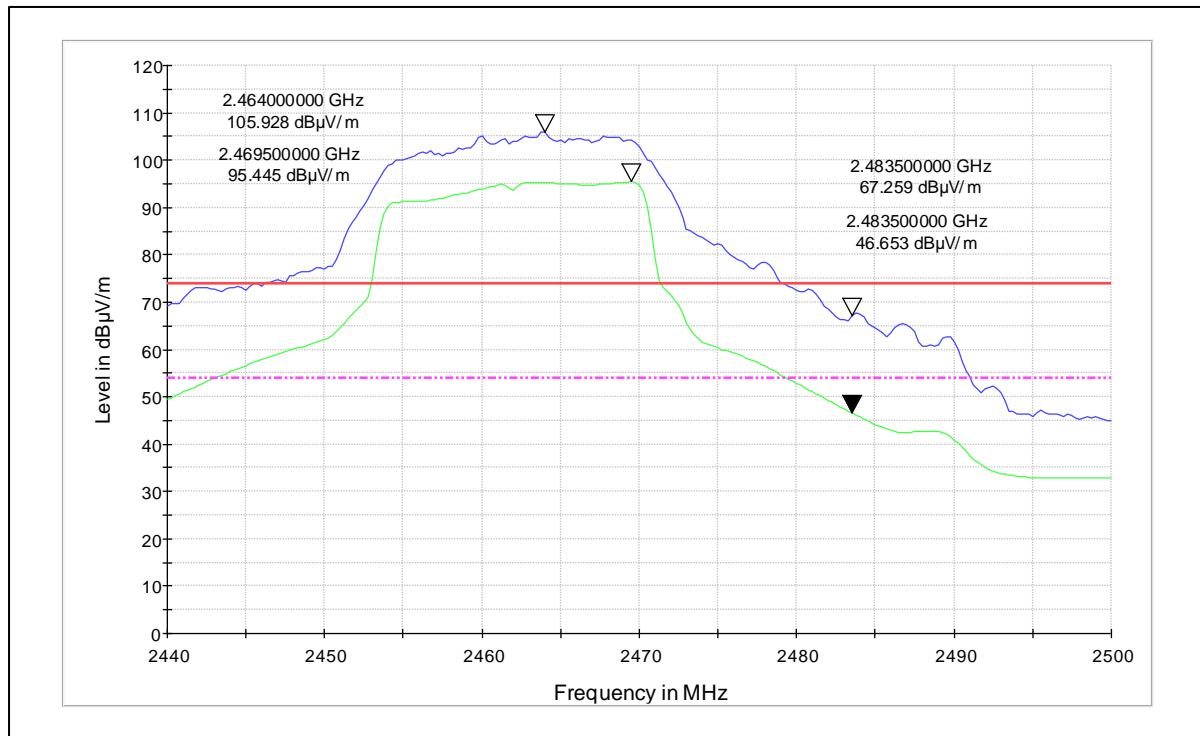
Channel Frequency - 2437MHz

Polarization – Horizontal



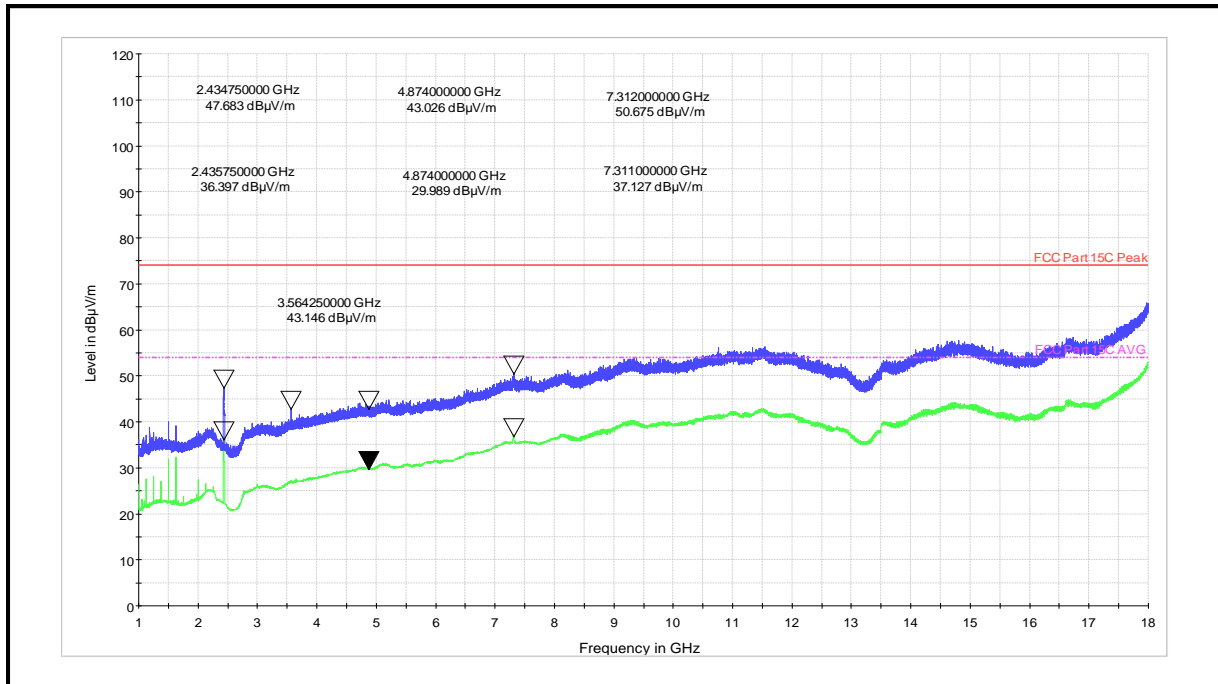
Channel Frequency - 2462MHz

Polarization – Vertical



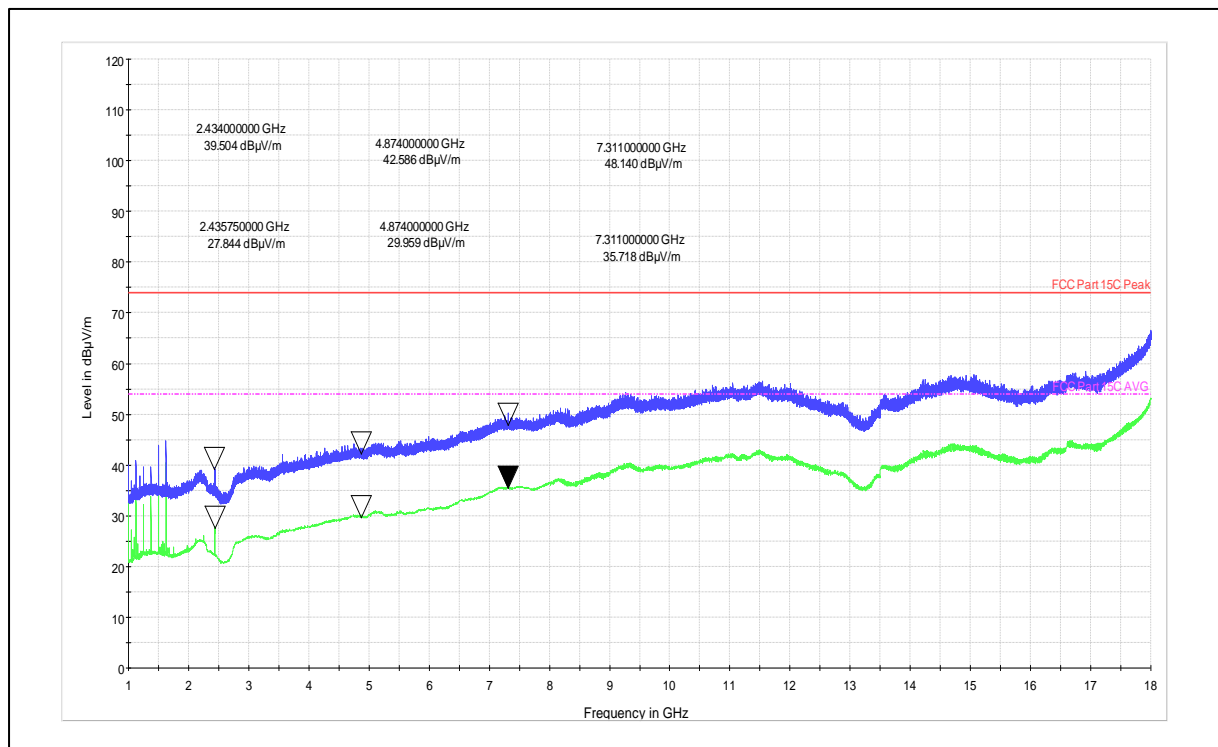
Channel Frequency - 2462MHz

Polarization – Horizontal



Channel Frequency - 2437MHz

Polarization – Vertical

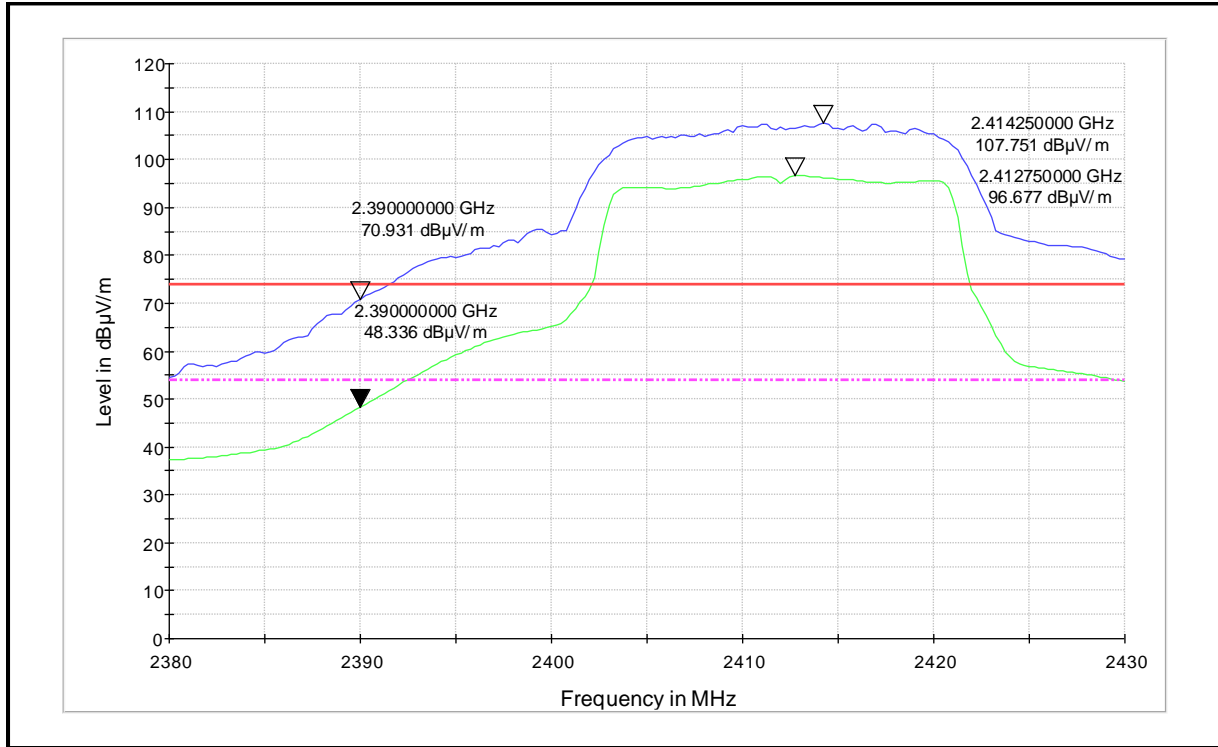


Channel Frequency - 2437MHz

Polarization – Horizontal

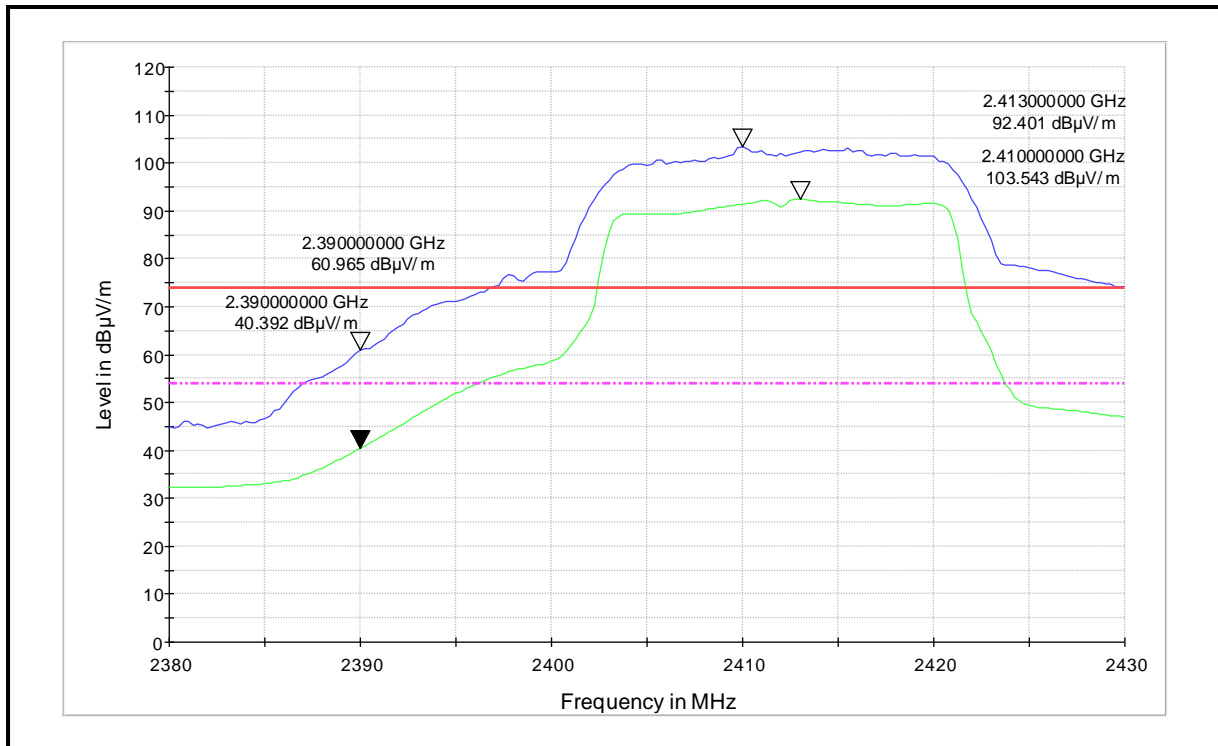
Modulation: 802.11n-HT_20

Data Rate : MCS 0



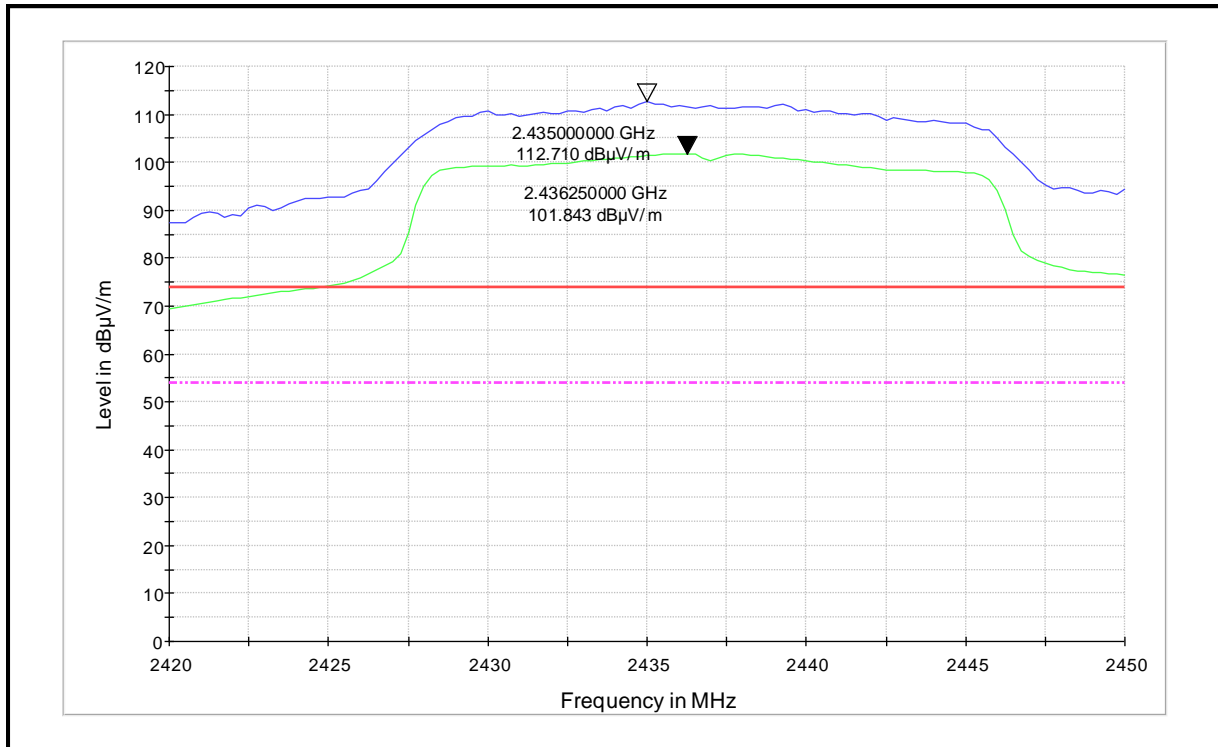
Channel Frequency - 2412MHz

Polarization – Vertical



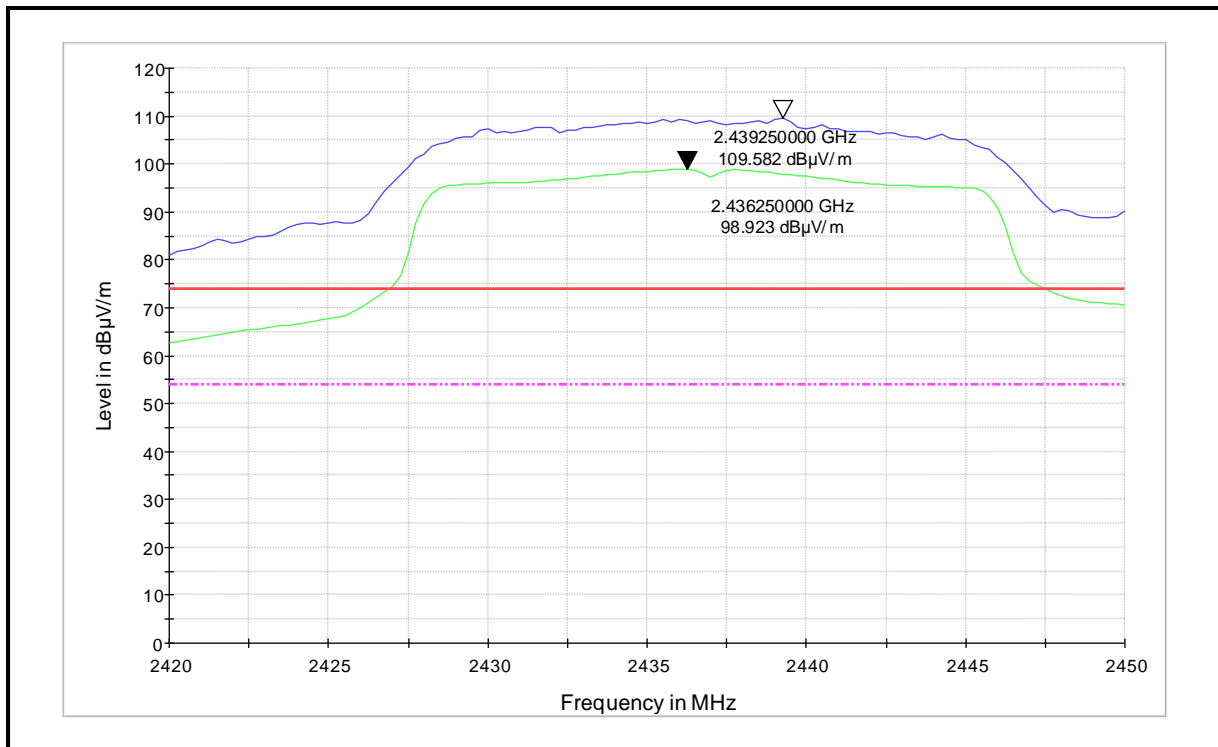
Channel Frequency - 2412MHz

Polarization – Horizontal



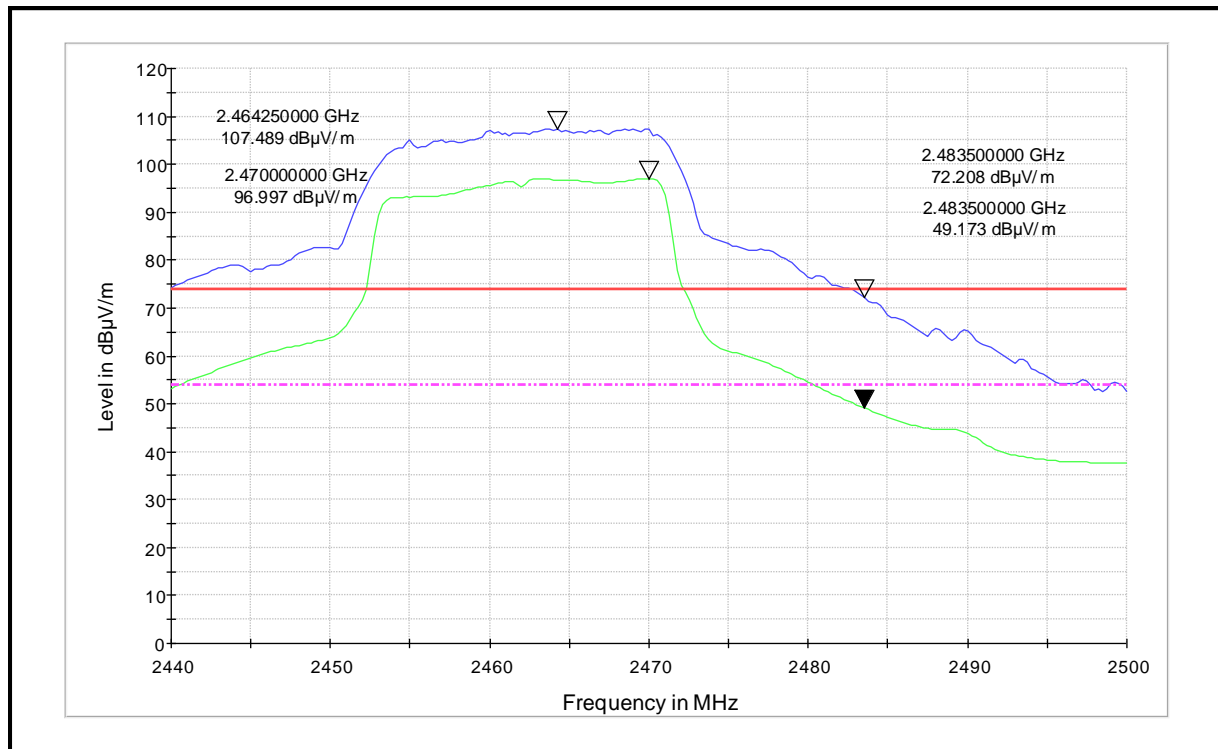
Channel Frequency - 2437MHz

Polarization – Vertical



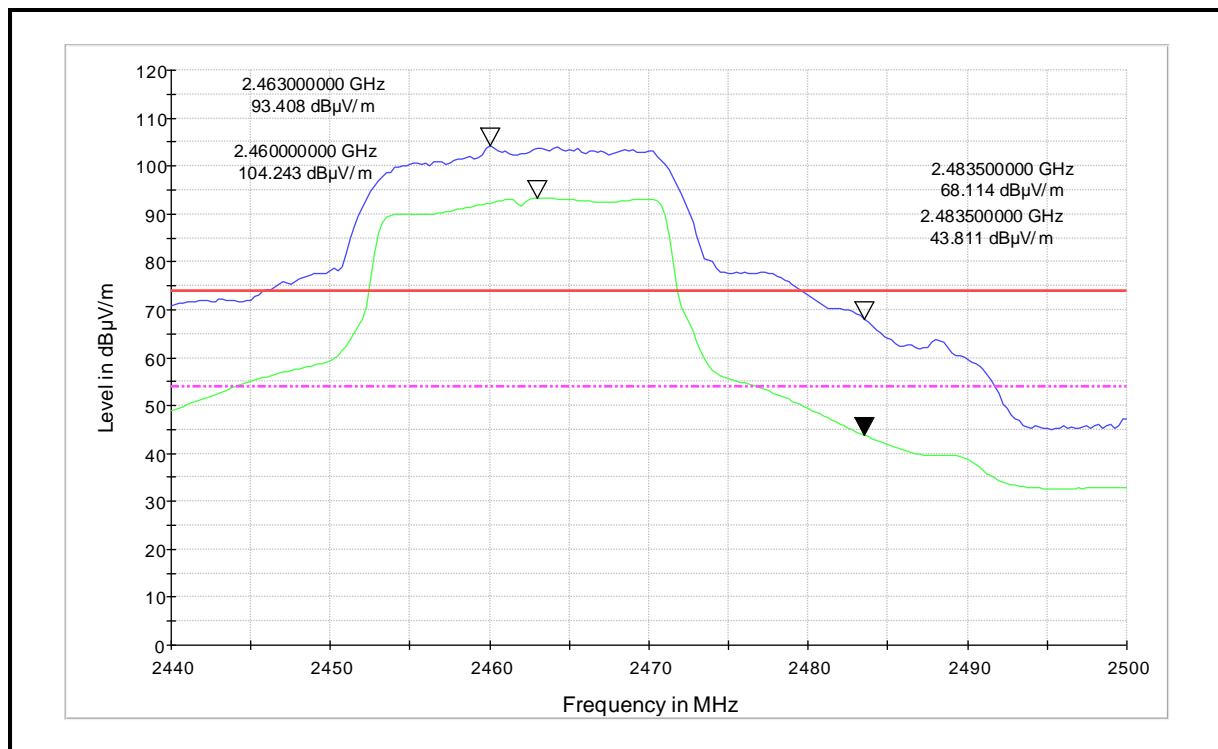
Channel Frequency - 2437MHz

Polarization – Horizontal



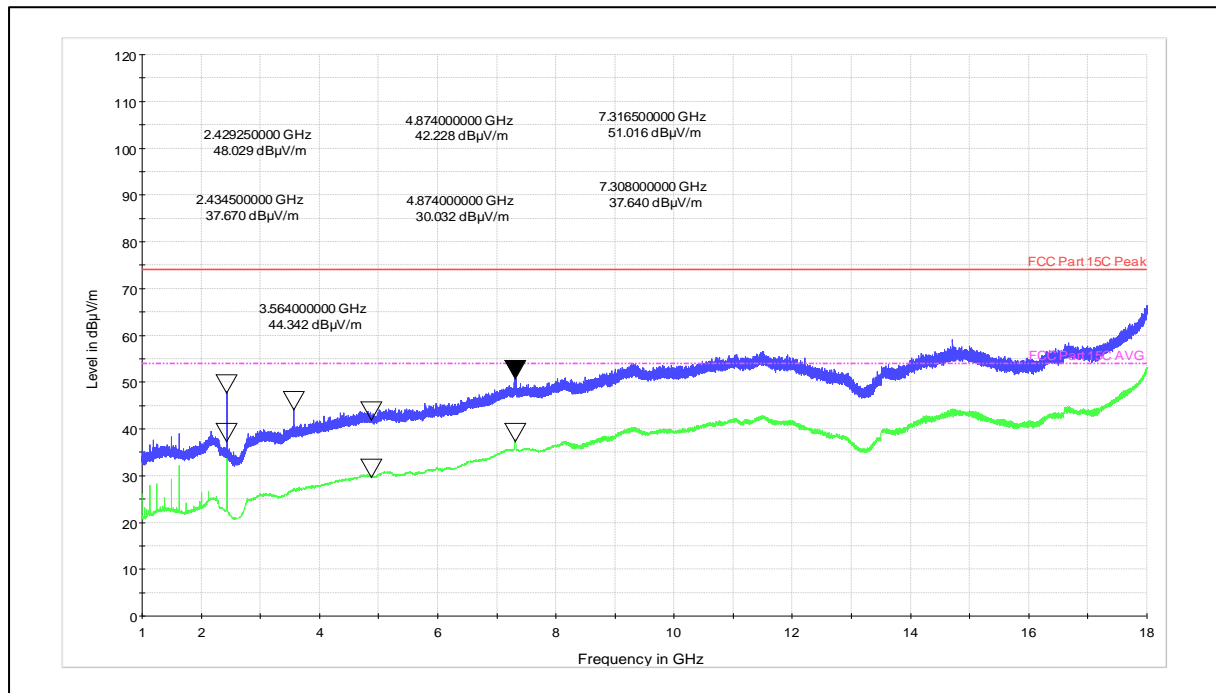
Channel Frequency - 2462MHz

Polarization – Vertical



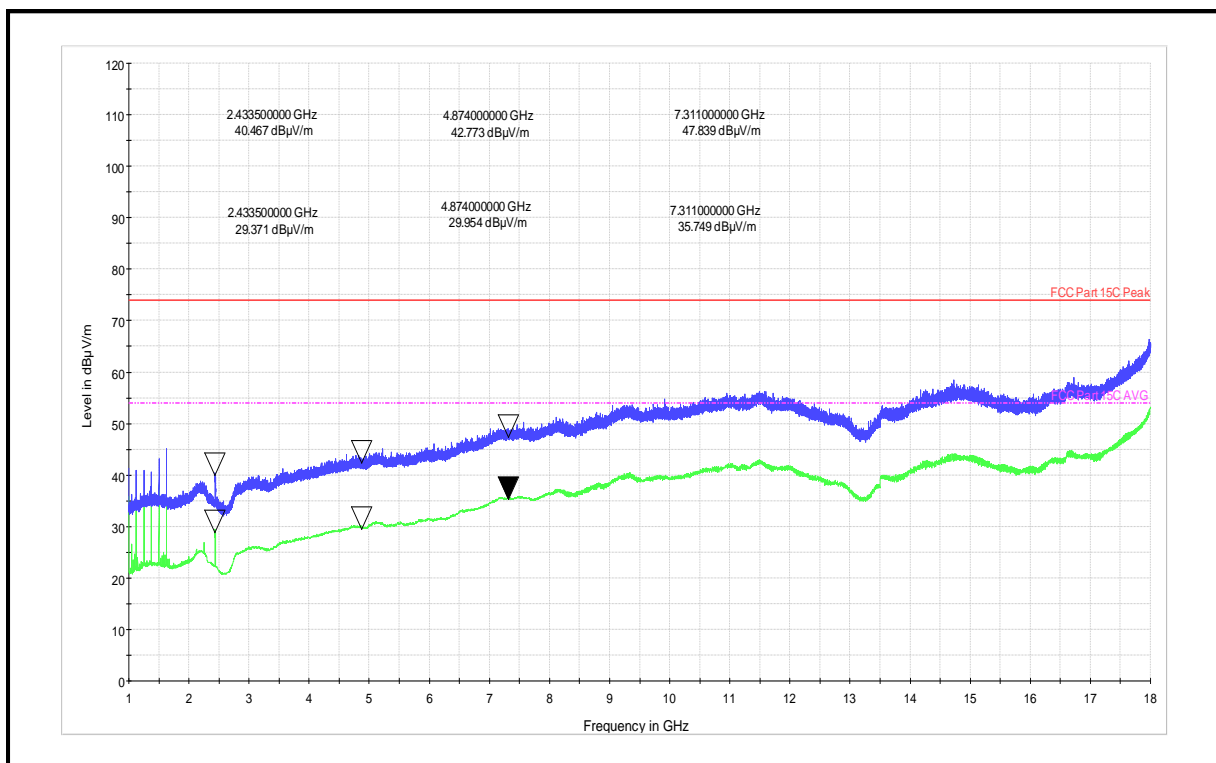
Channel Frequency - 2462MHz

Polarization – Horizontal



Channel Frequency - 2437MHz

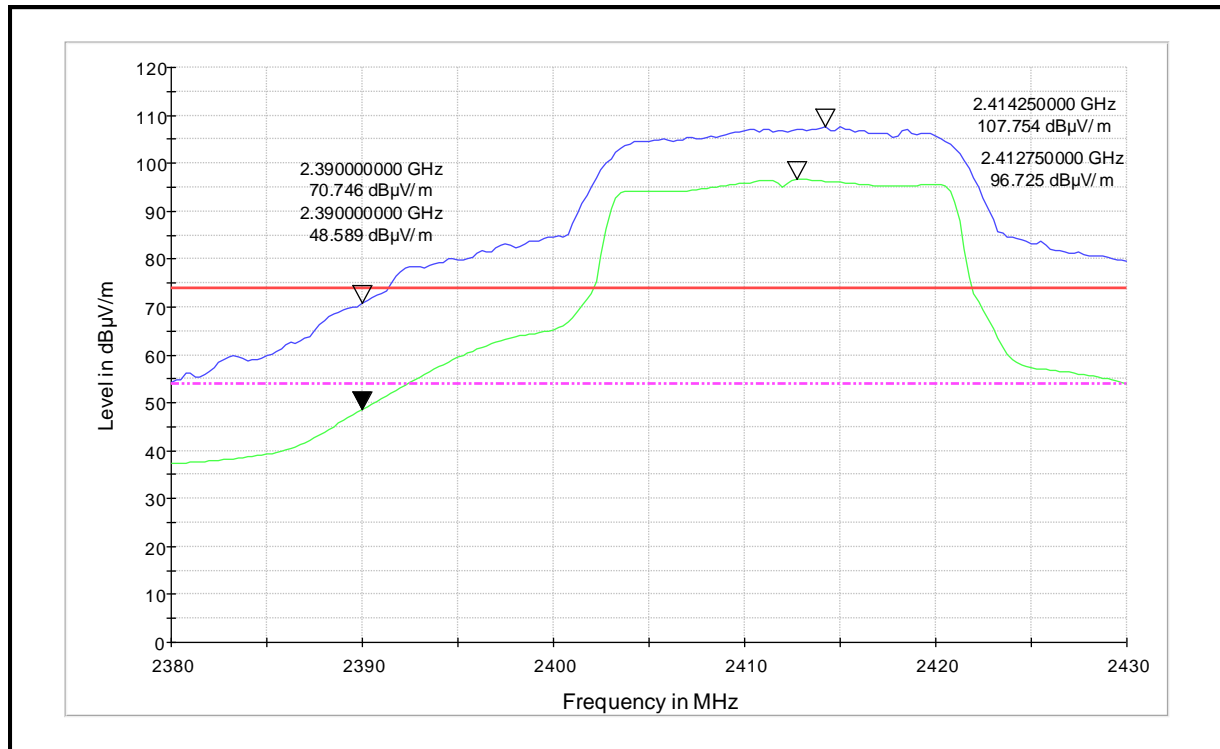
Polarization – Vertical



Channel Frequency - 2437MHz

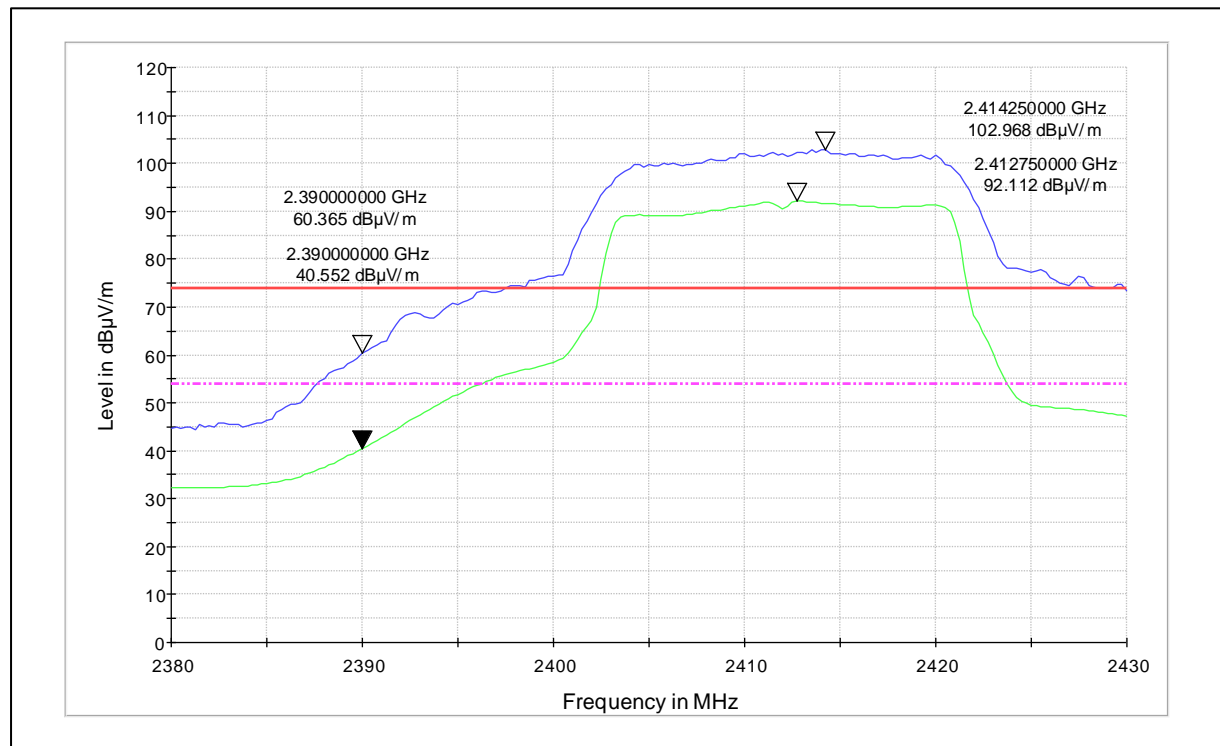
Polarization – Horizontal

Modulation: 802.11ac-VHT_20
Data Rate : MCS 0



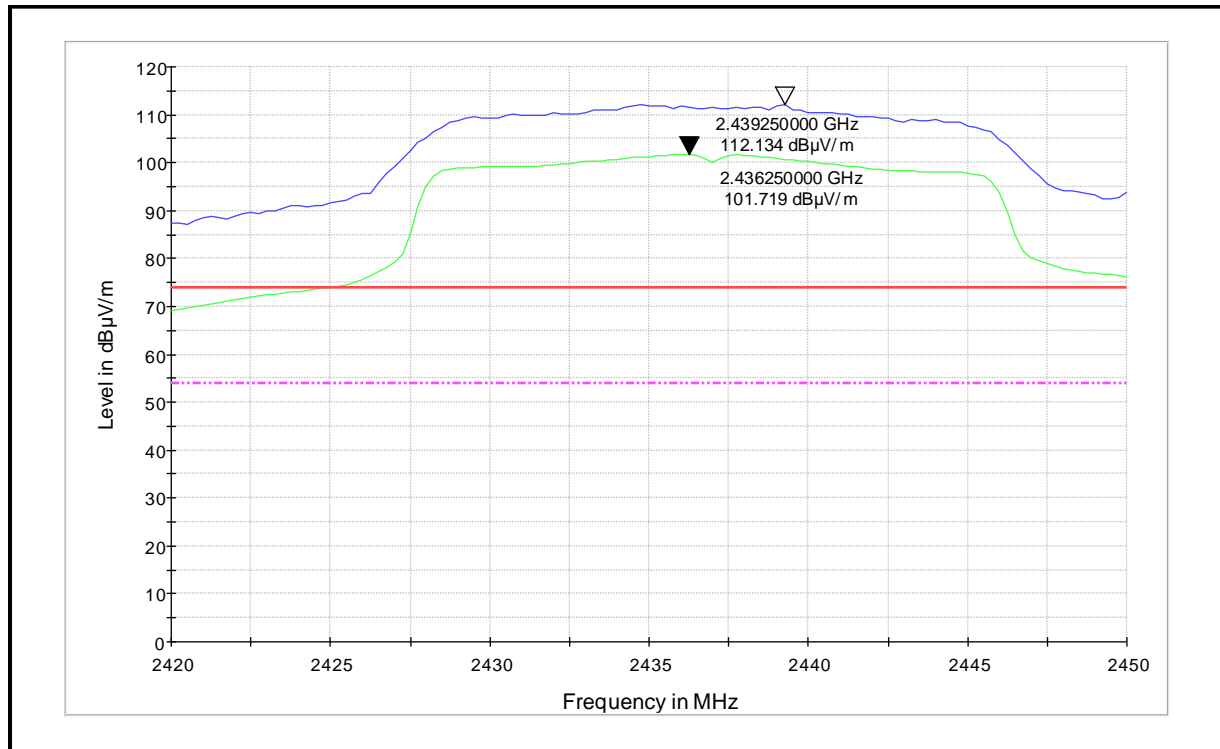
Channel Frequency - 2412MHz

Polarization – Vertical



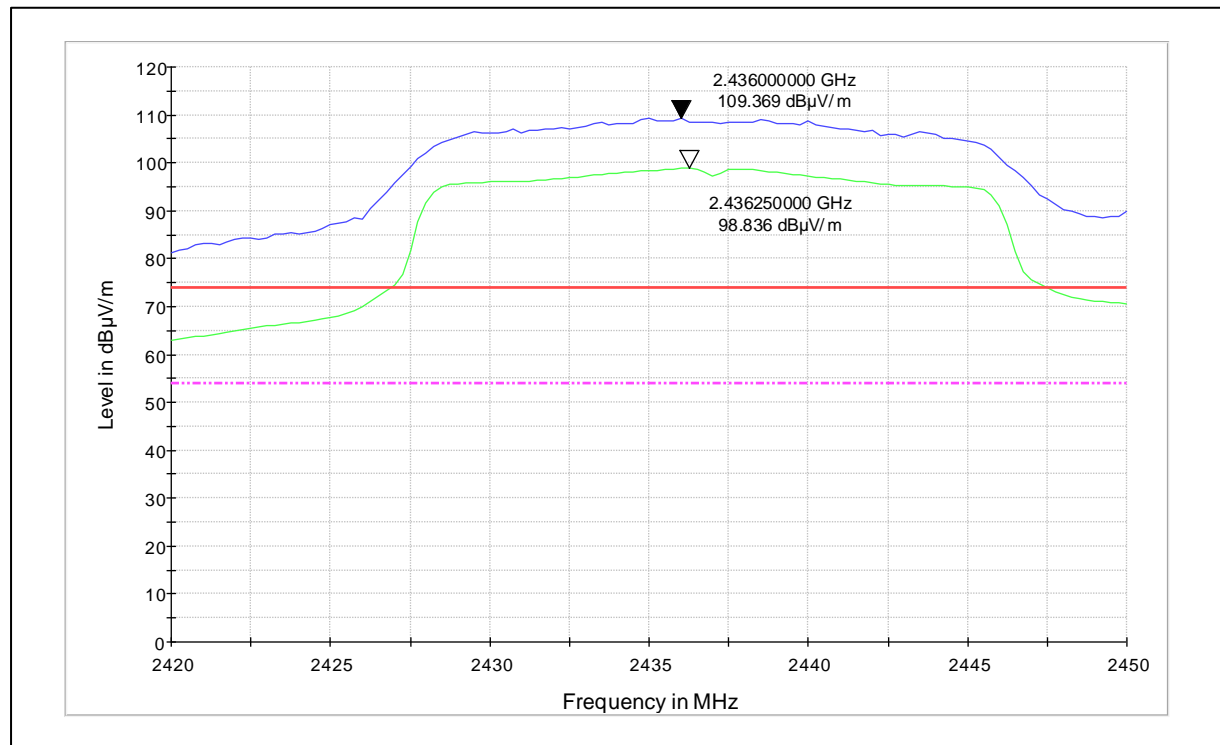
Channel Frequency - 2412MHz

Polarization – Horizontal



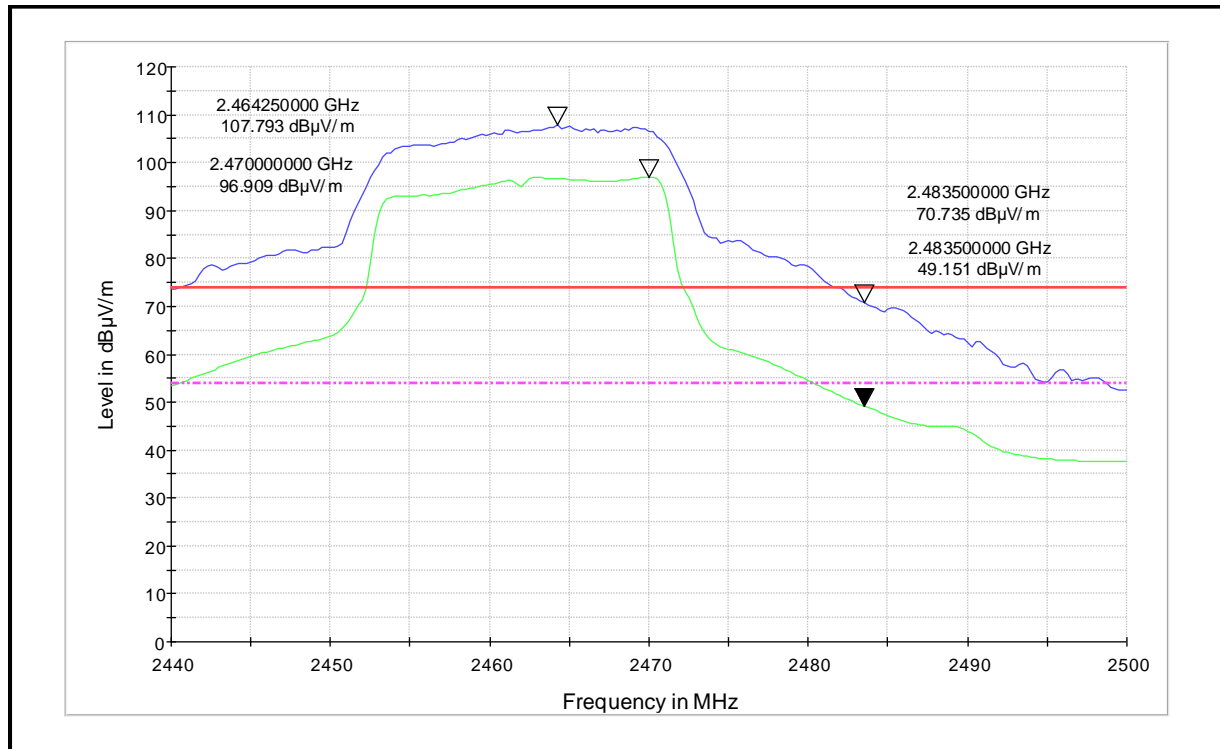
Channel Frequency - 2437MHz

Polarization – Vertical



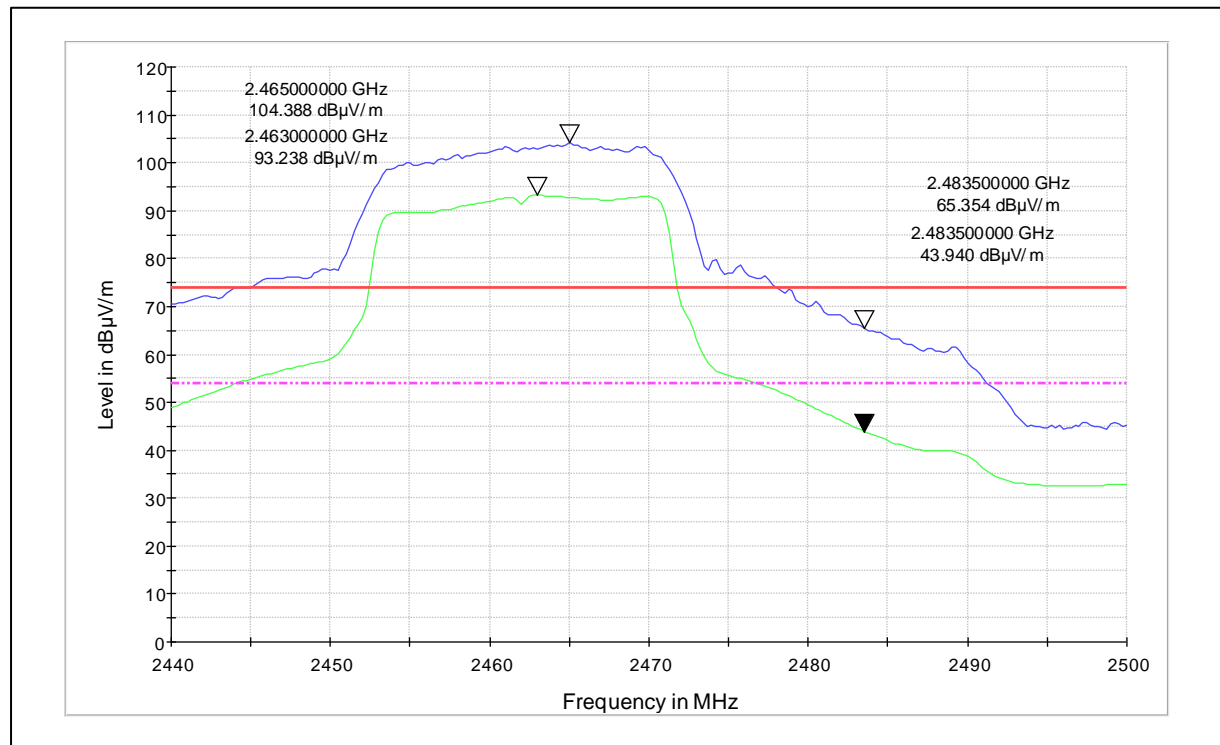
Channel Frequency - 2437MHz

Polarization – Horizontal



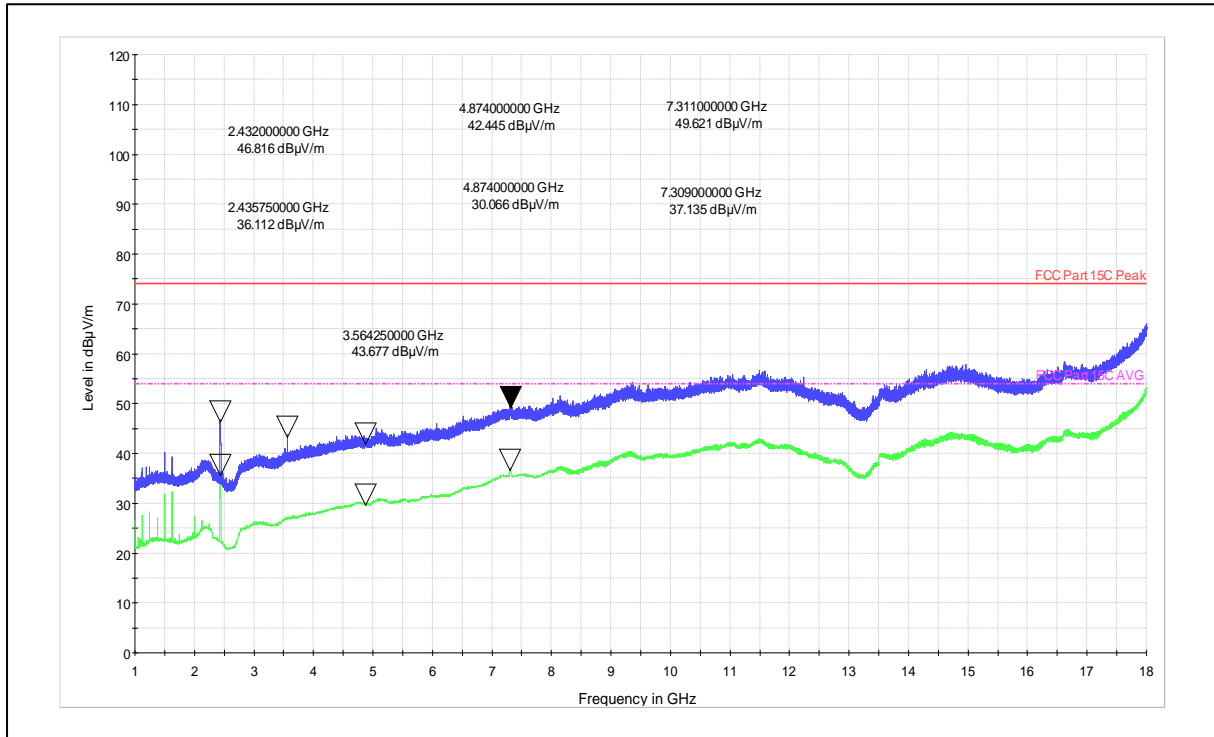
Channel Frequency - 2462MHz

Polarization – Vertical



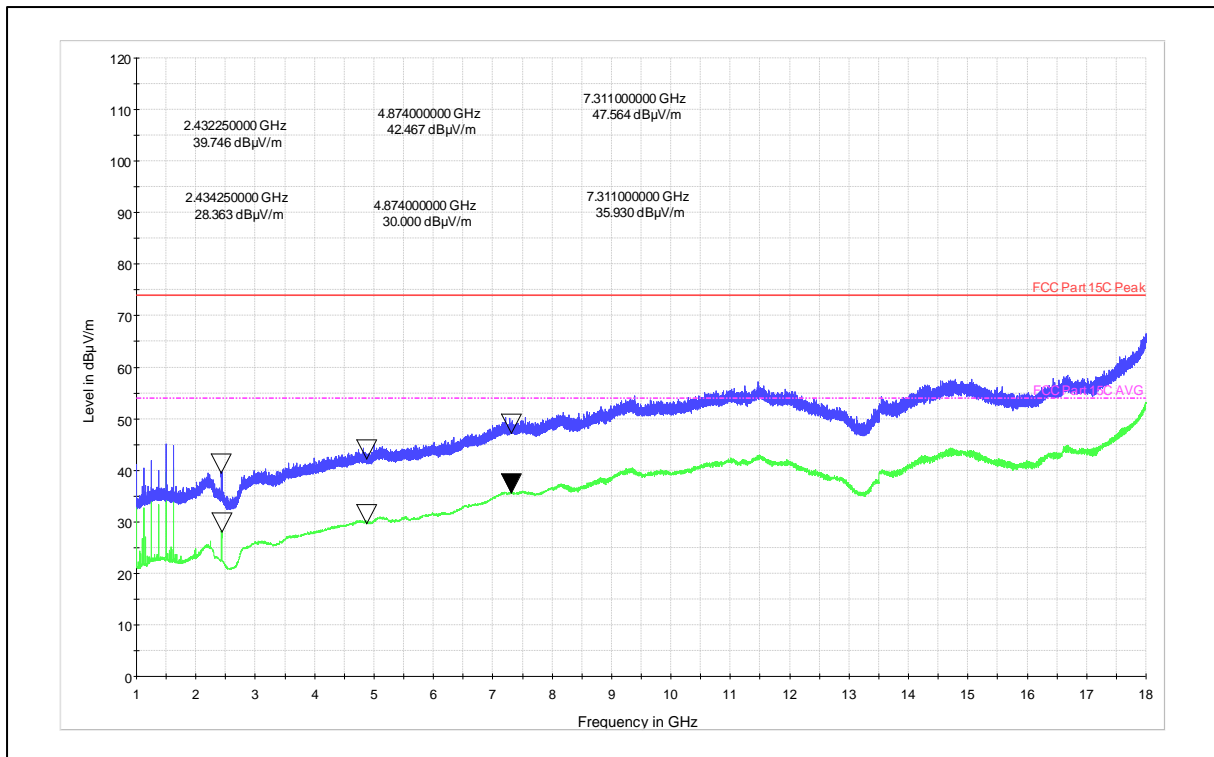
Channel Frequency - 2462MHz

Polarization – Horizontal



Channel Frequency - 2437MHz

Polarization – Vertical

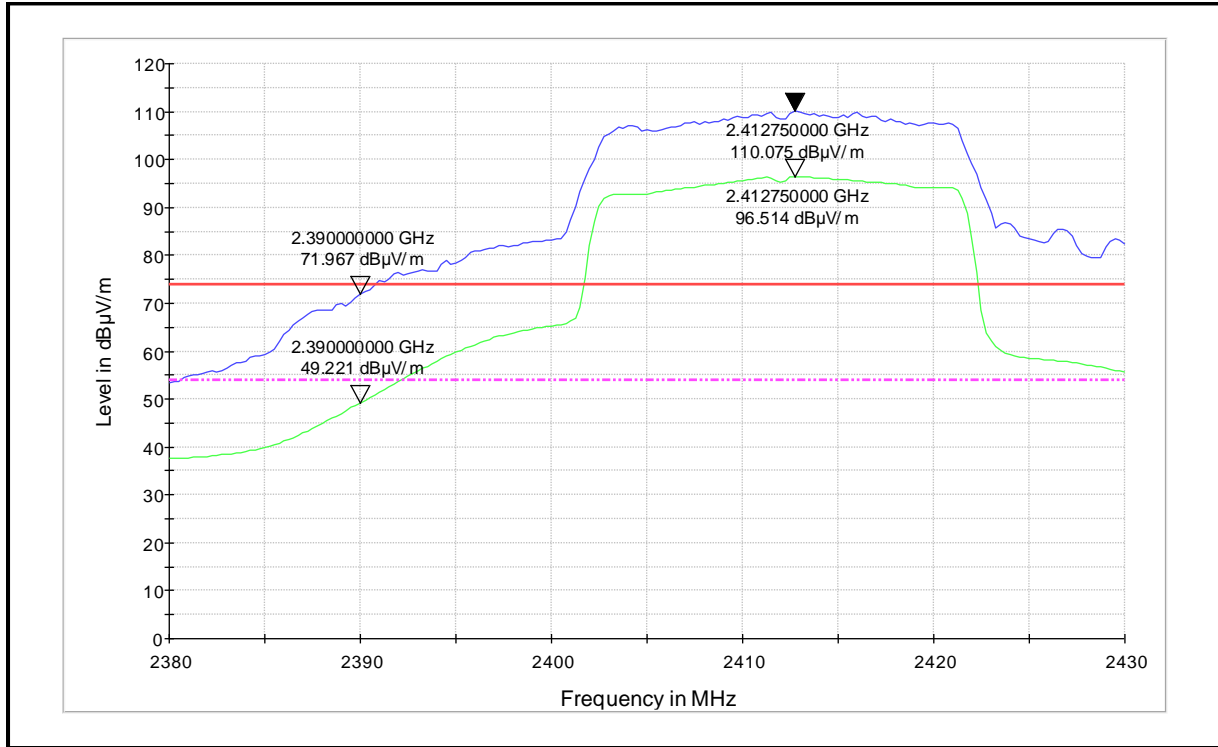


Channel Frequency - 2437MHz

Polarization – Horizontal

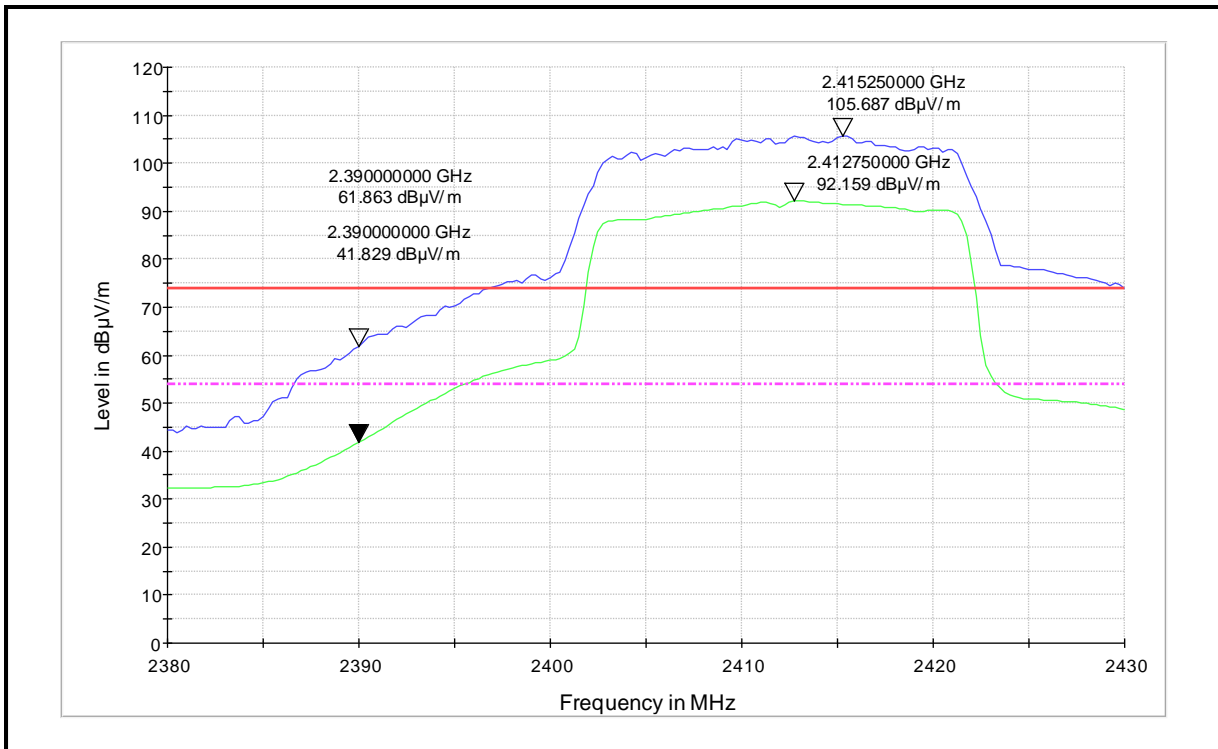
Modulation: 802.11ax-HE_20

Data Rate : MCS 0



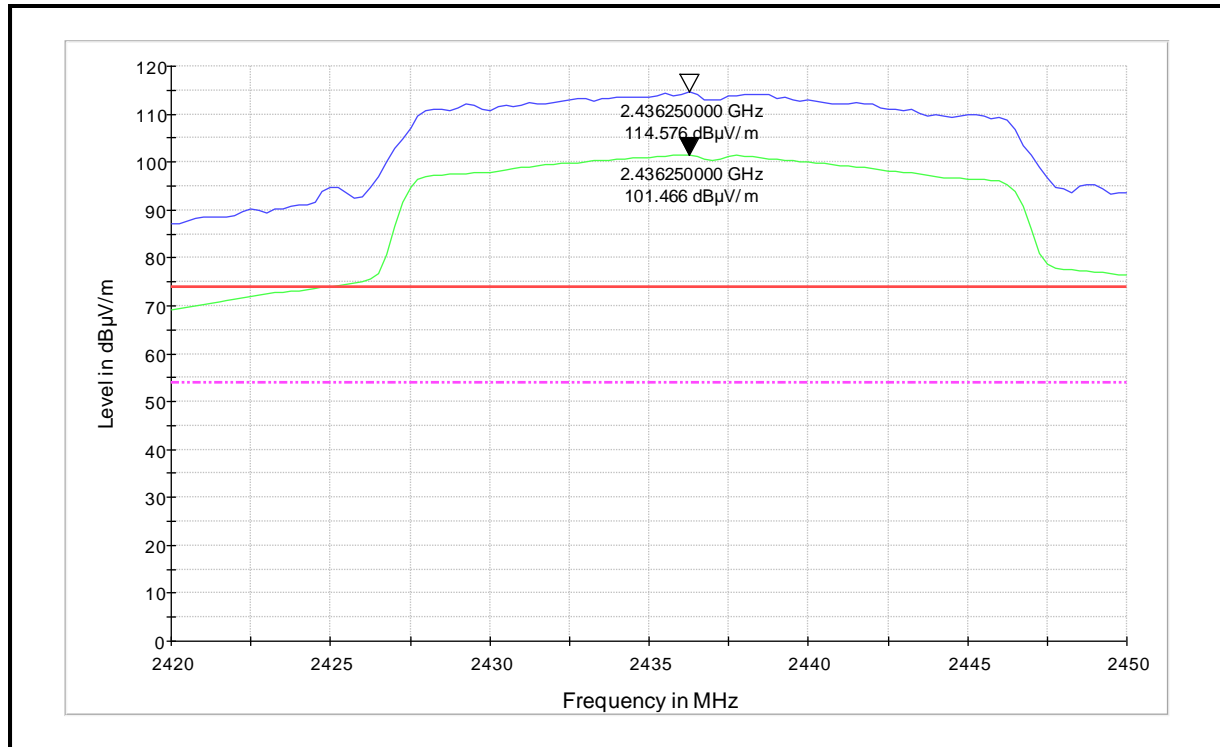
Channel Frequency - 2412MHz

Polarization – Vertical



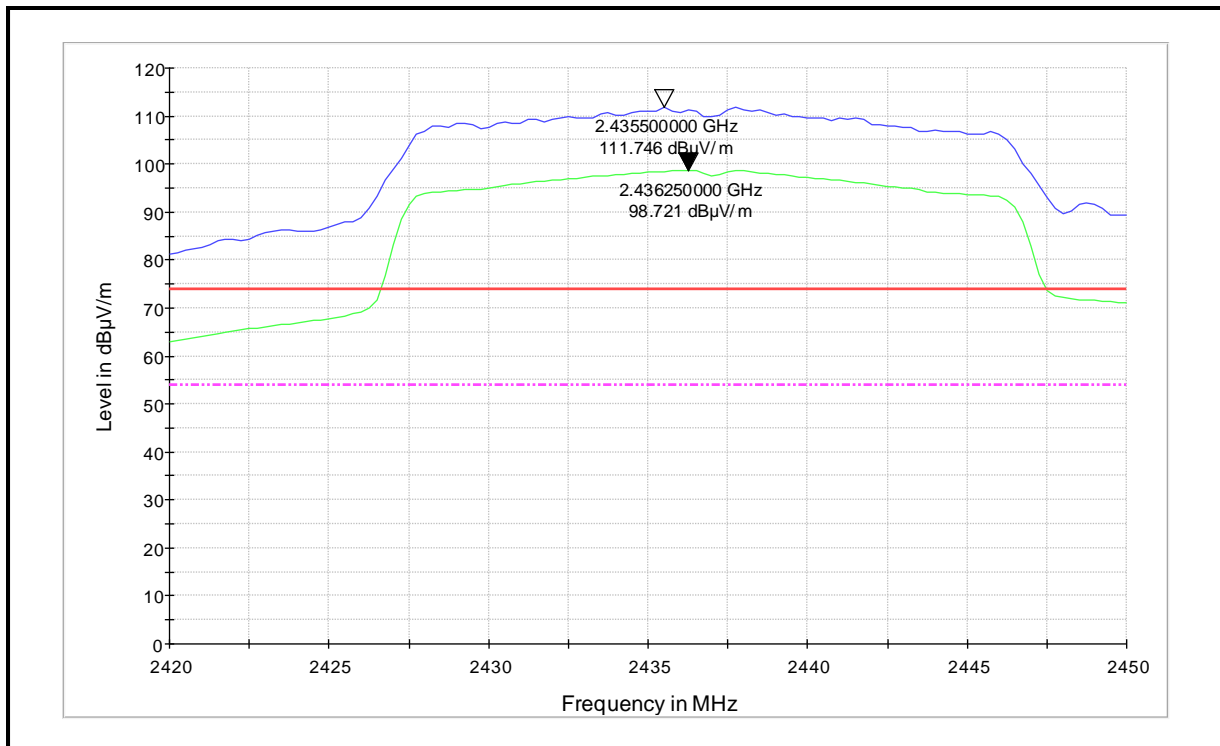
Channel Frequency - 2412MHz

Polarization – Horizontal



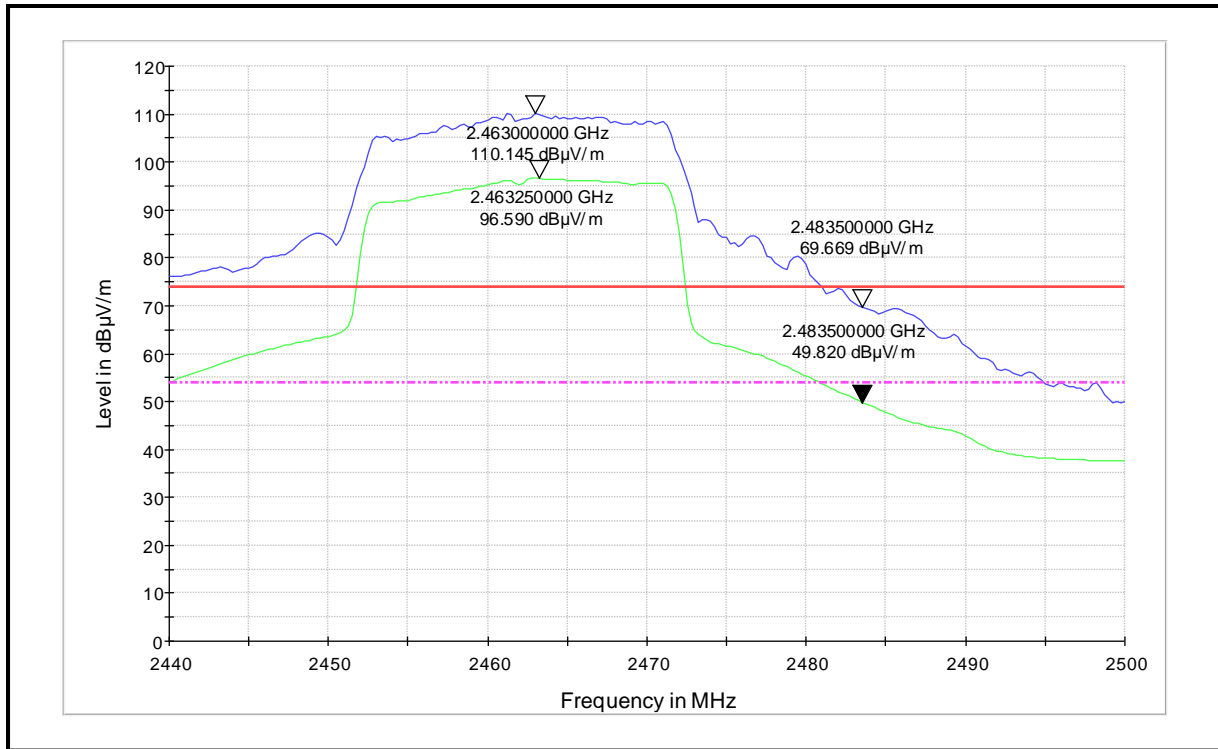
Channel Frequency - 2437MHz

Polarization – Vertical



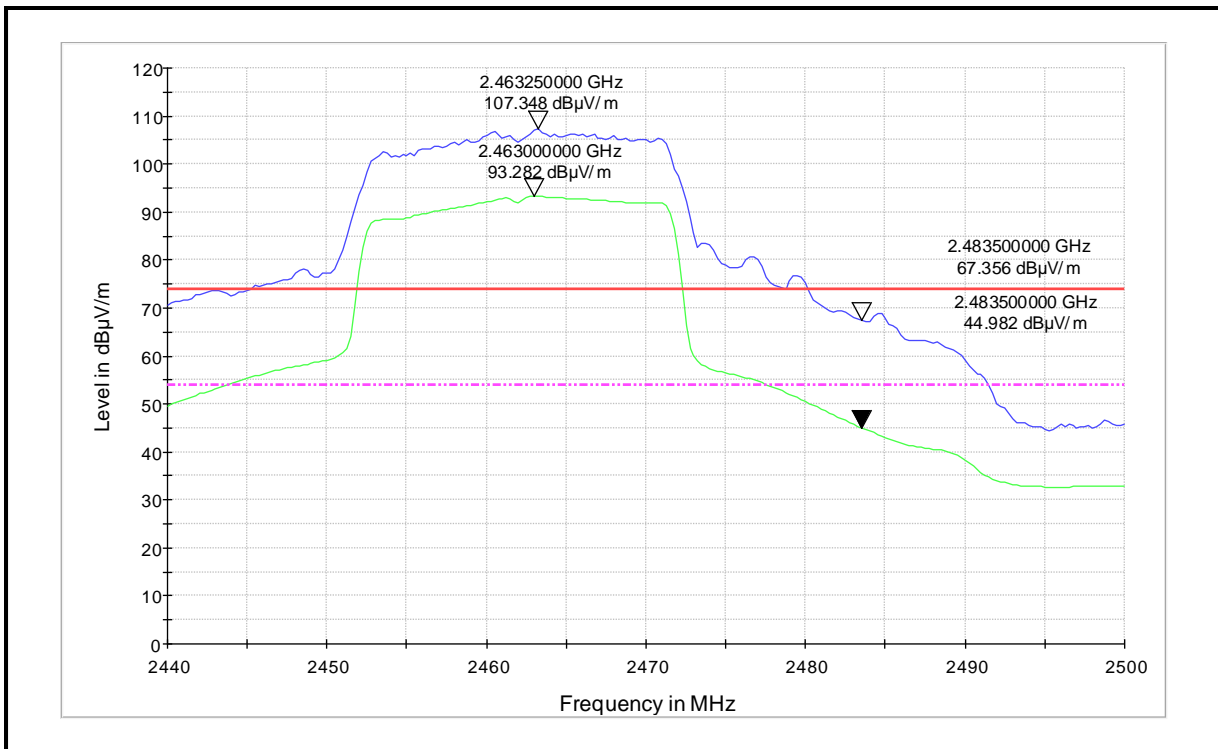
Channel Frequency - 2437MHz

Polarization – Horizontal



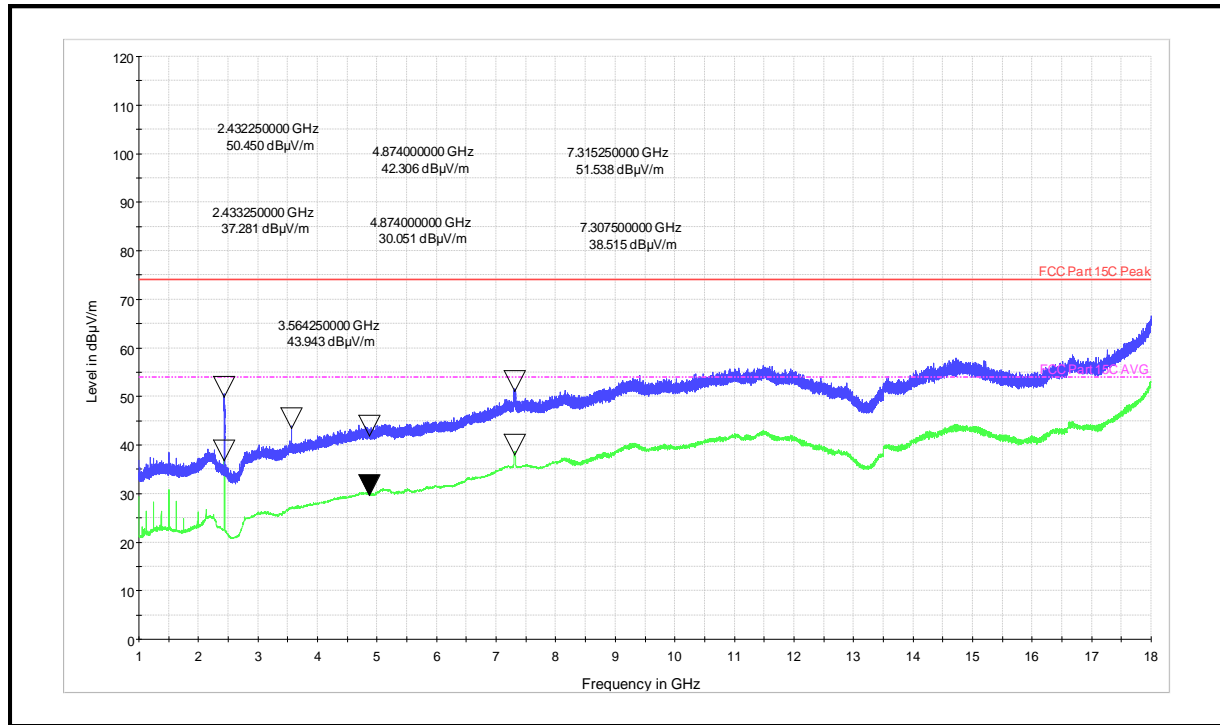
Channel Frequency – 2462MHz

Polarization – Vertical



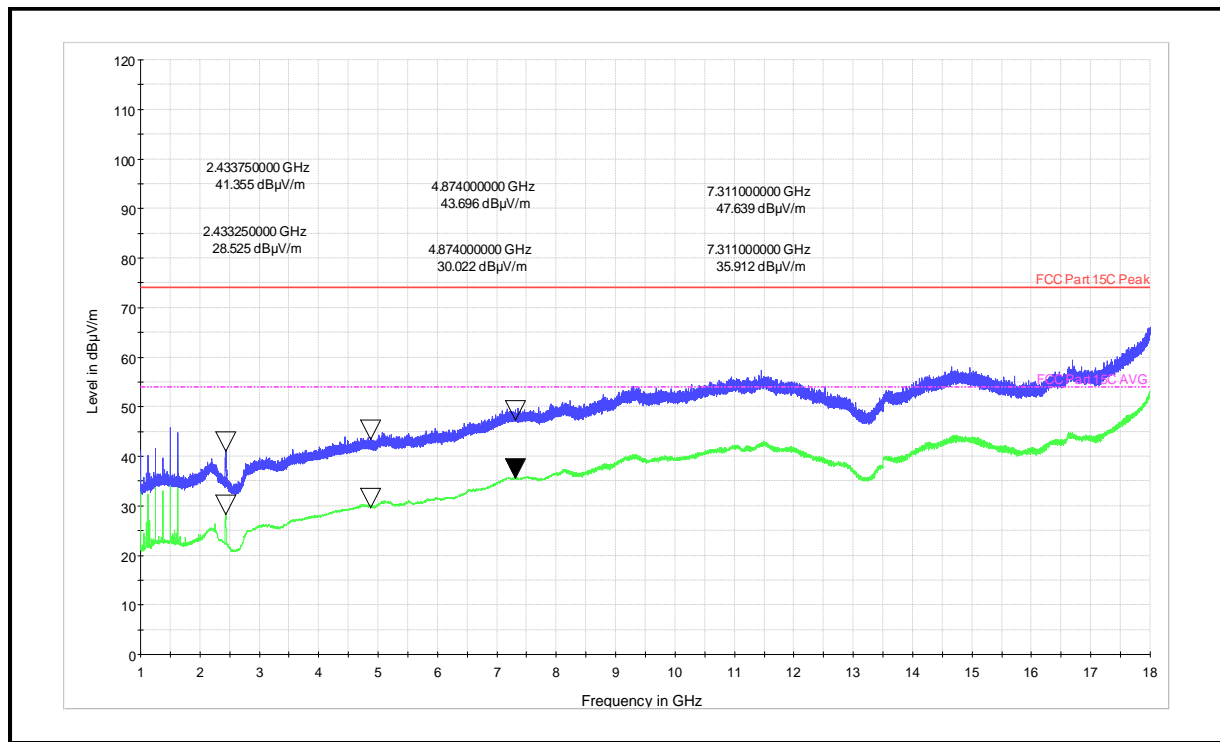
Channel Frequency - 2462MHz

Polarization – Horizontal



Channel Frequency - 2437MHz

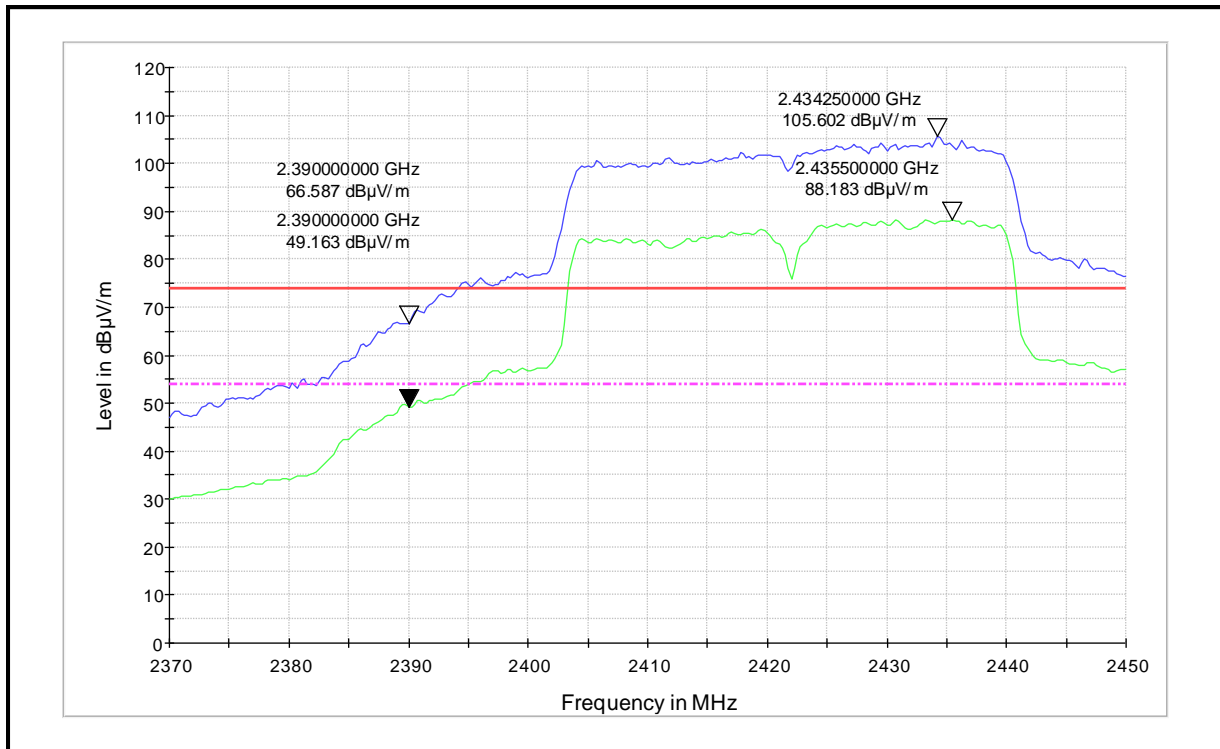
Polarization – Vertical



Channel Frequency - 2437MHz

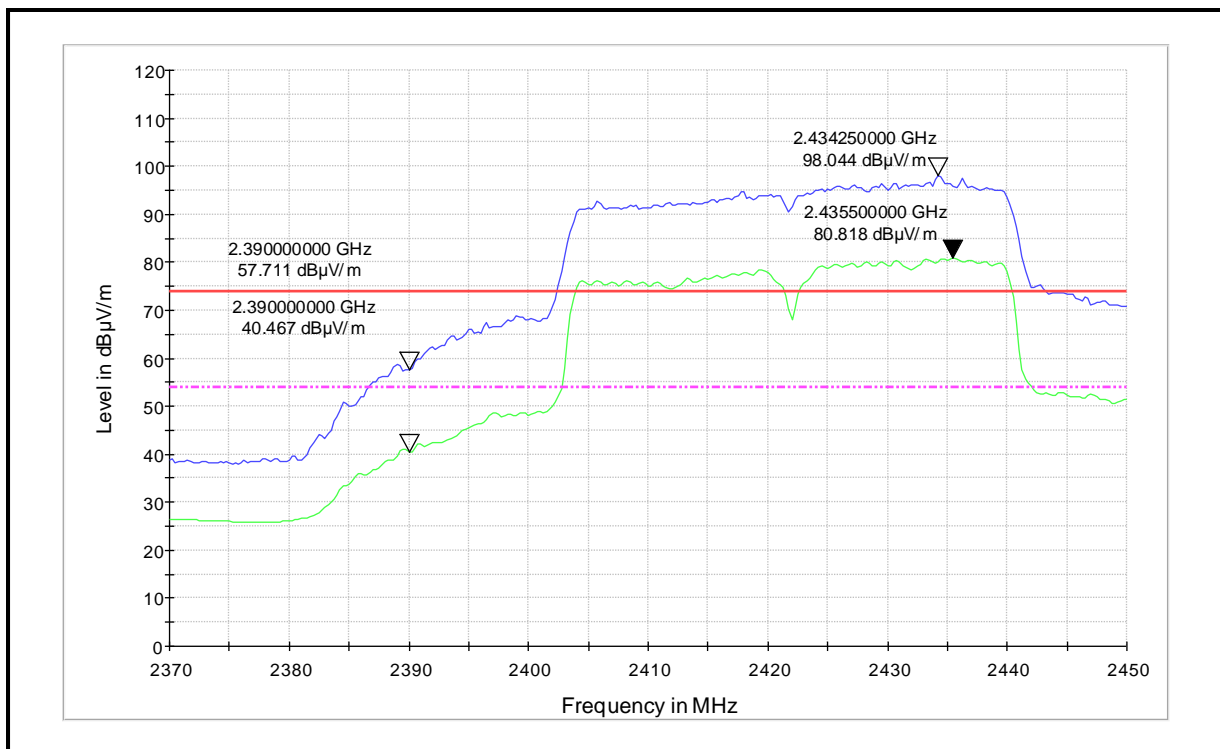
Polarization – Horizontal

Modulation: 802.11n-HT_40
Data Rate : MCS 7



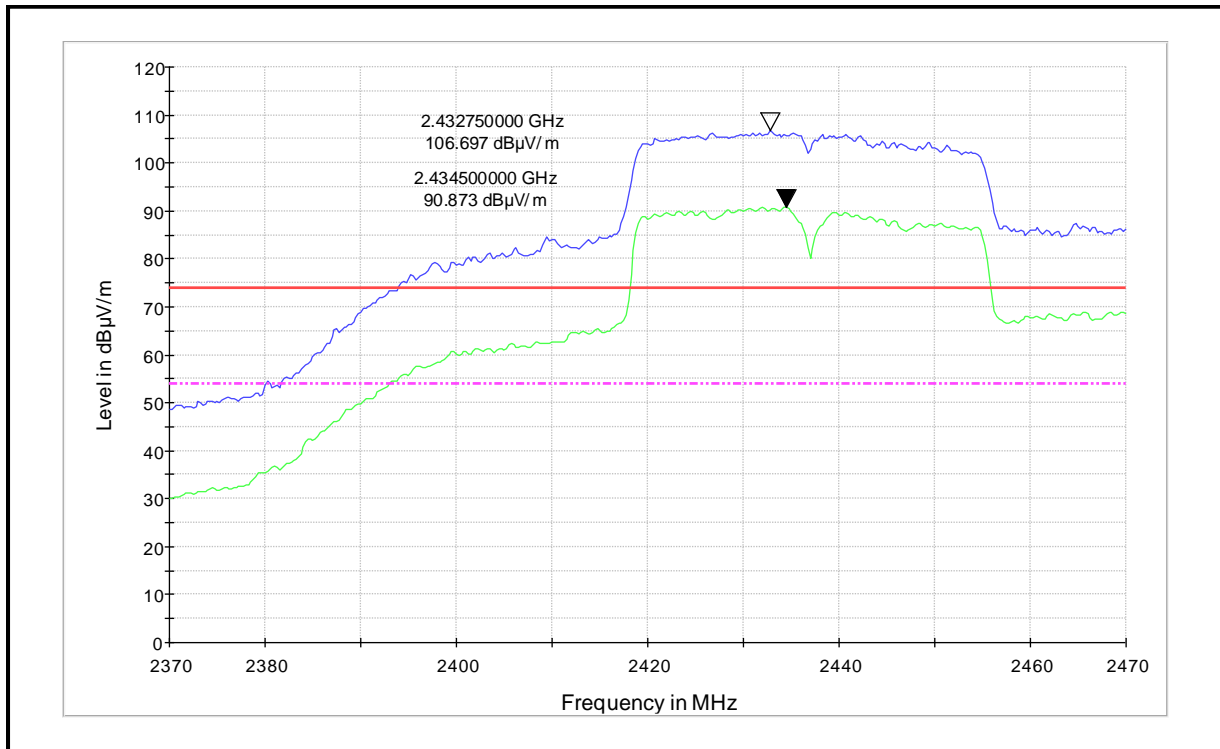
Channel Frequency - 2422MHz

Polarization – Vertical



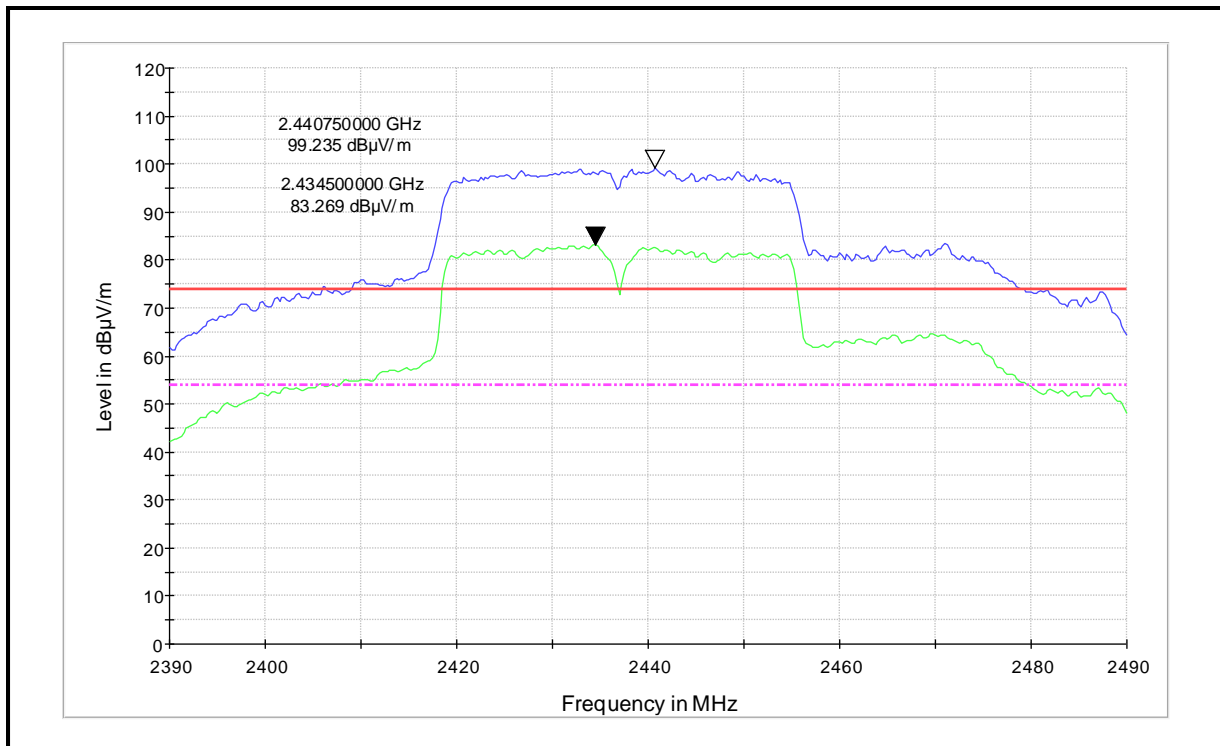
Channel Frequency - 2422MHz

Polarization – Horizontal



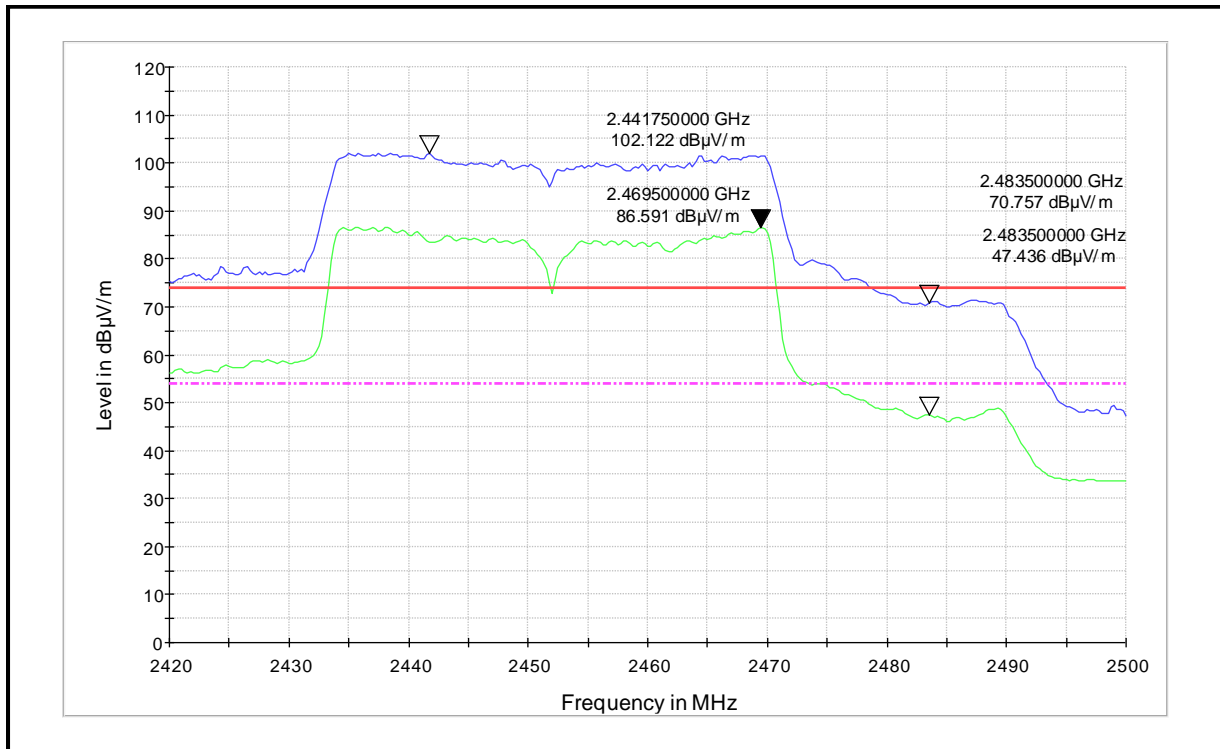
Channel Frequency - 2437MHz

Polarization – Vertical



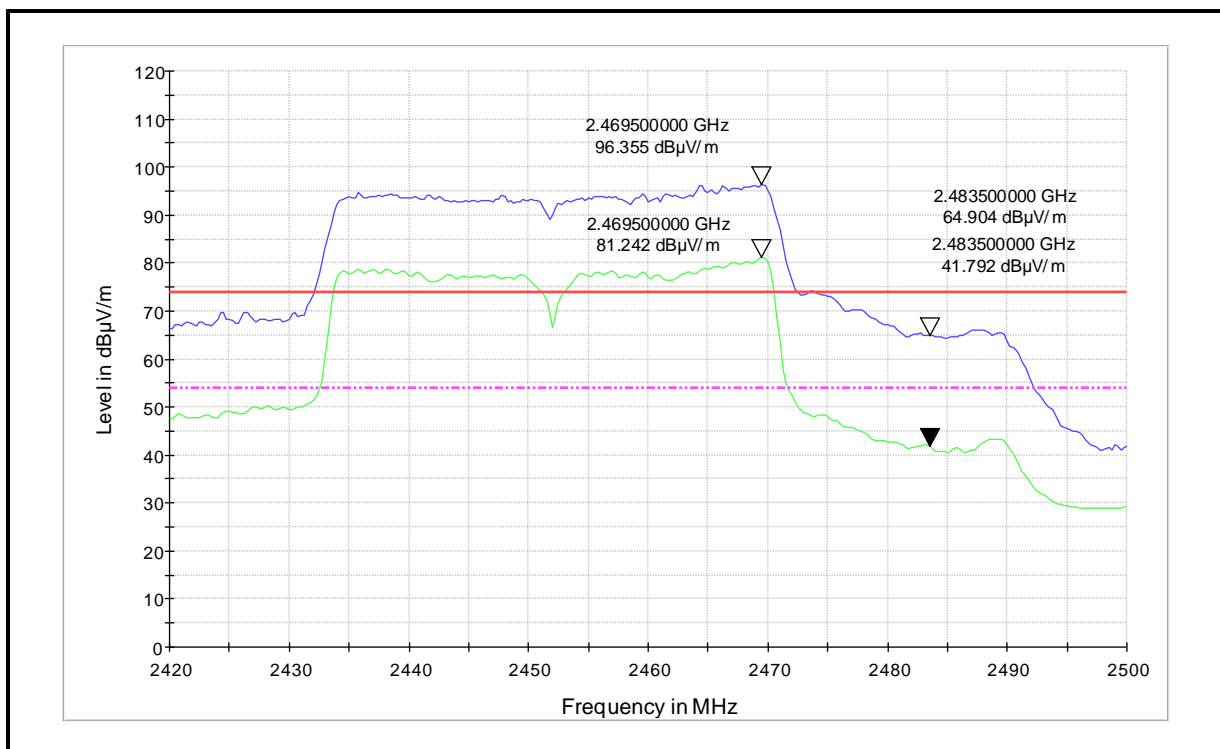
Channel Frequency - 2437MHz

Polarization – Horizontal



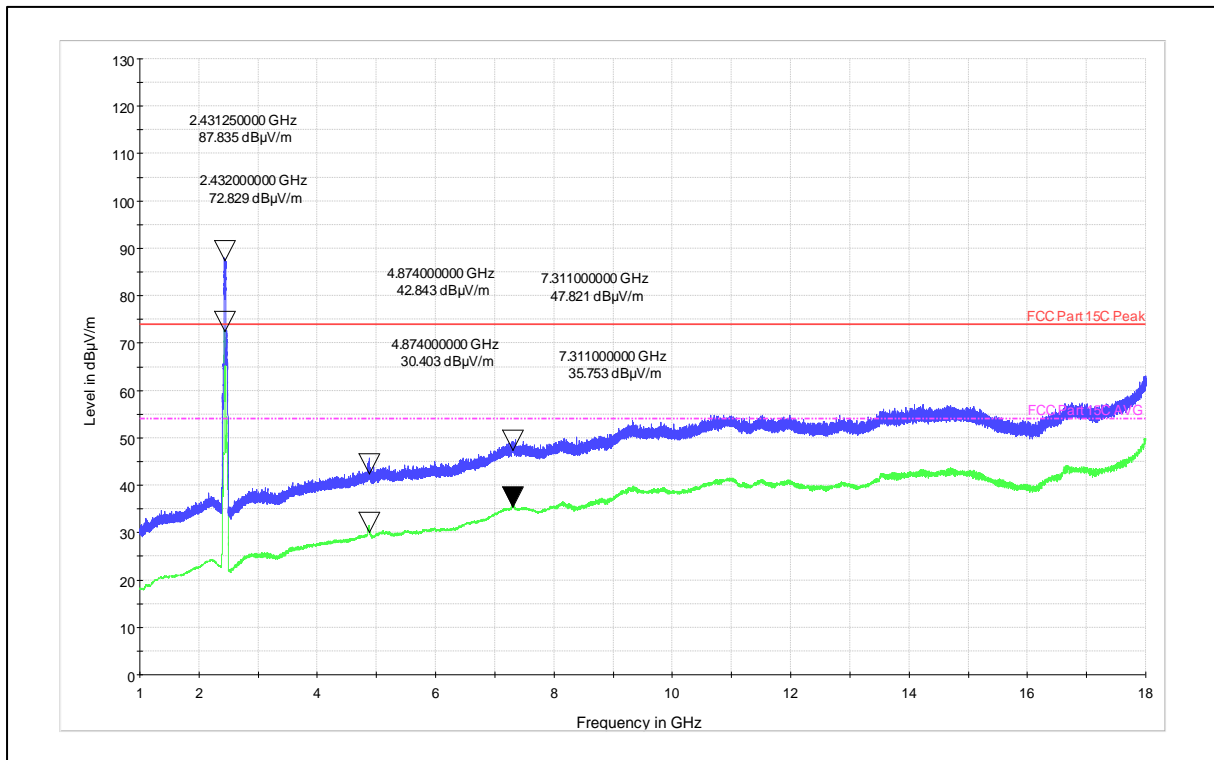
Channel Frequency - 2452MHz

Polarization – Vertical



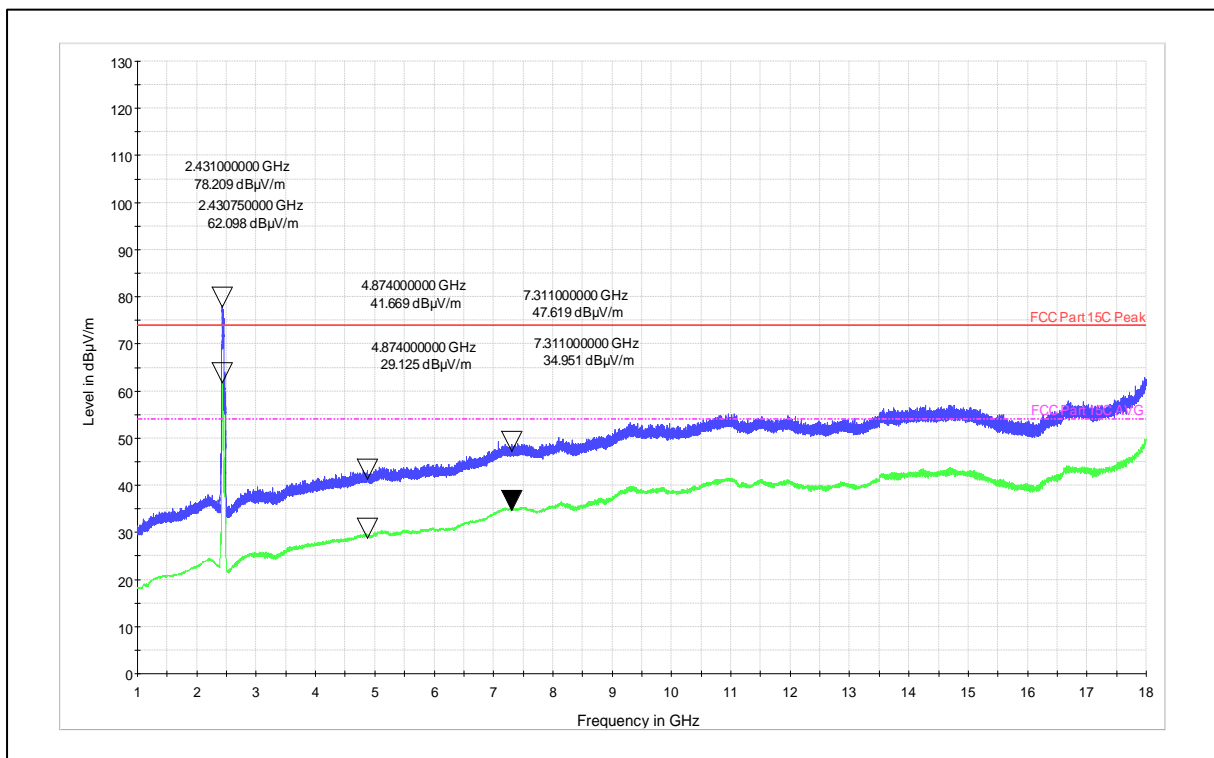
Channel Frequency - 2452MHz

Polarization – Horizontal



Channel Frequency - 2437MHz

Polarization – Vertical

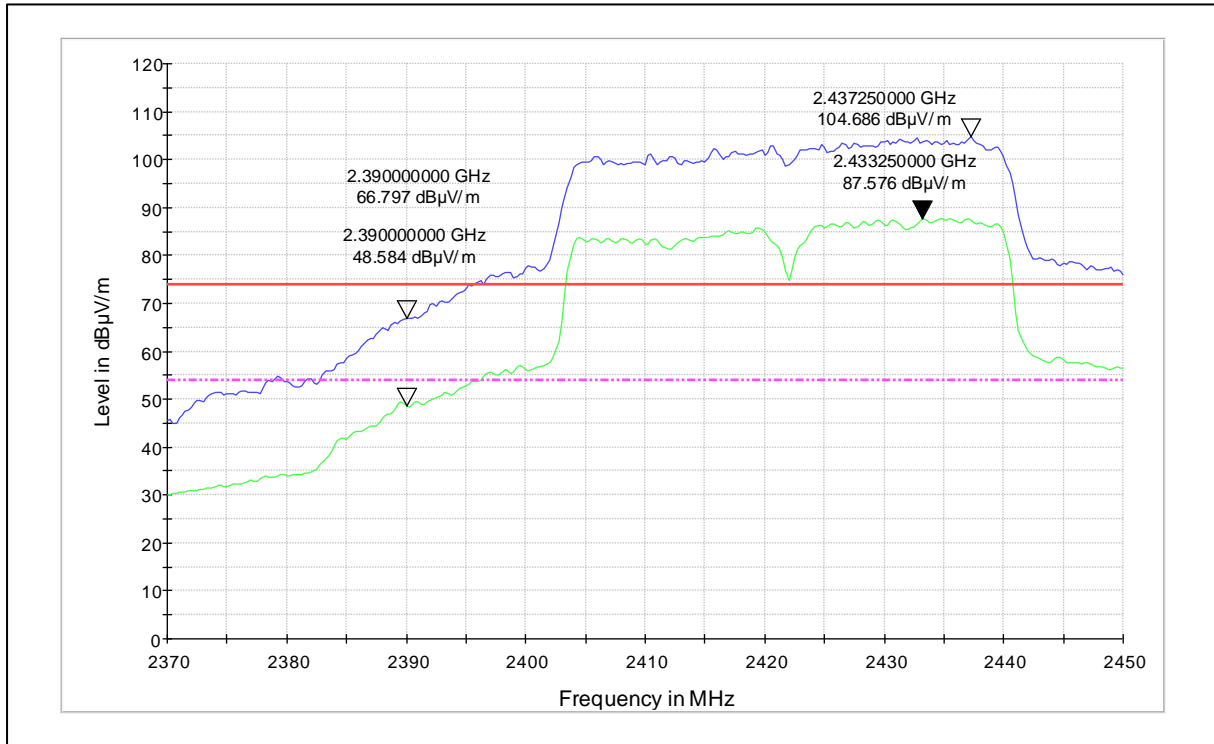


Channel Frequency - 2437MHz

Polarization – Horizontal

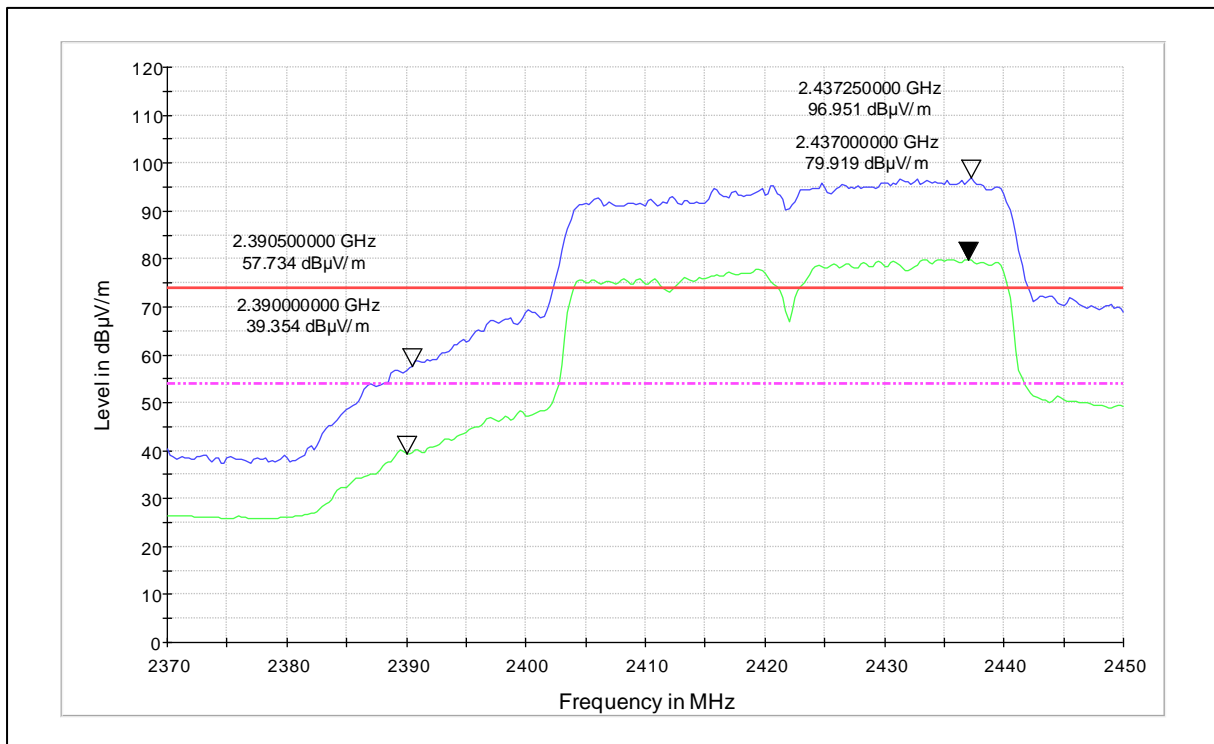
Modulation: 802.11ac-VHT_40

Data Rate : MCS 8



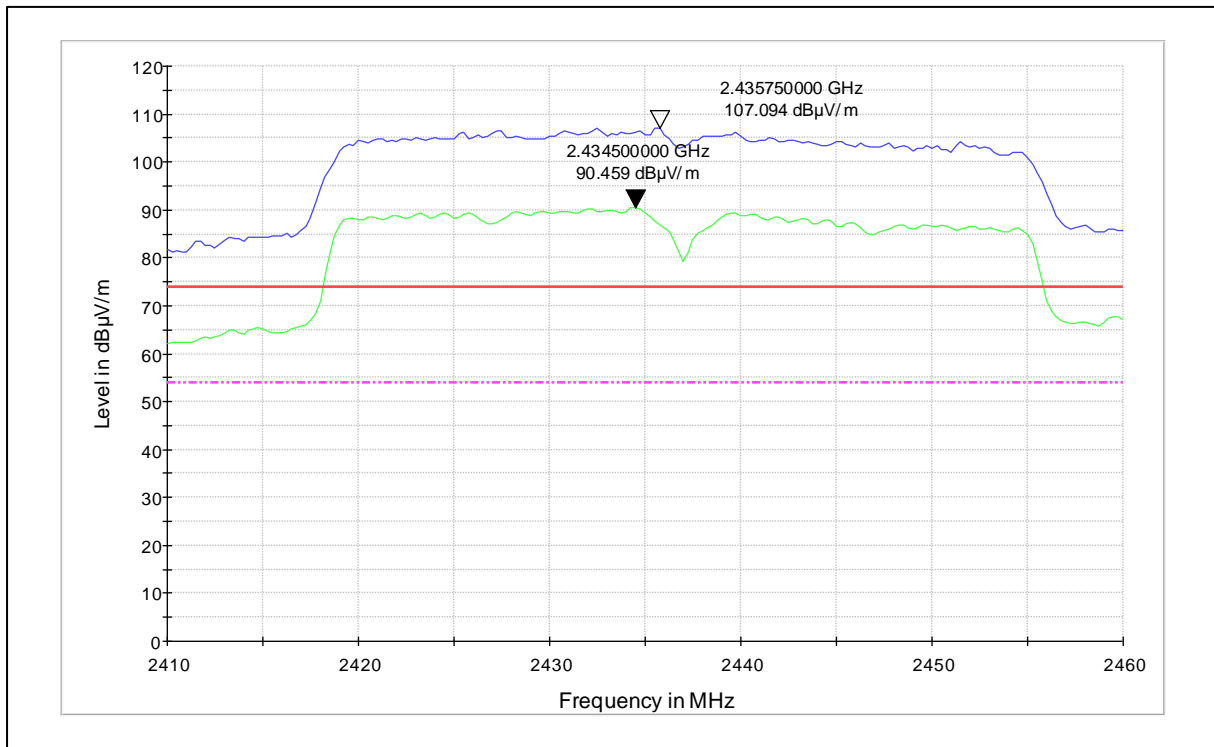
Channel Frequency - 2422MHz

Polarization – Vertical



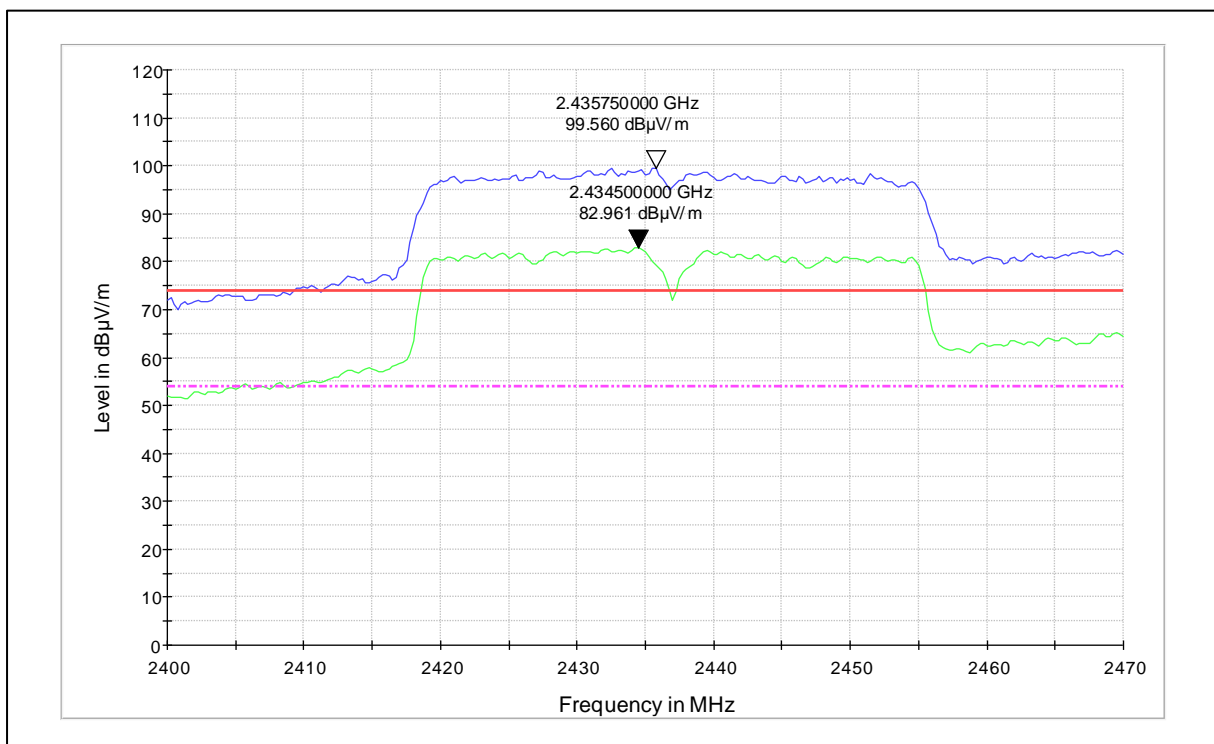
Channel Frequency - 2422MHz

Polarization – Horizontal



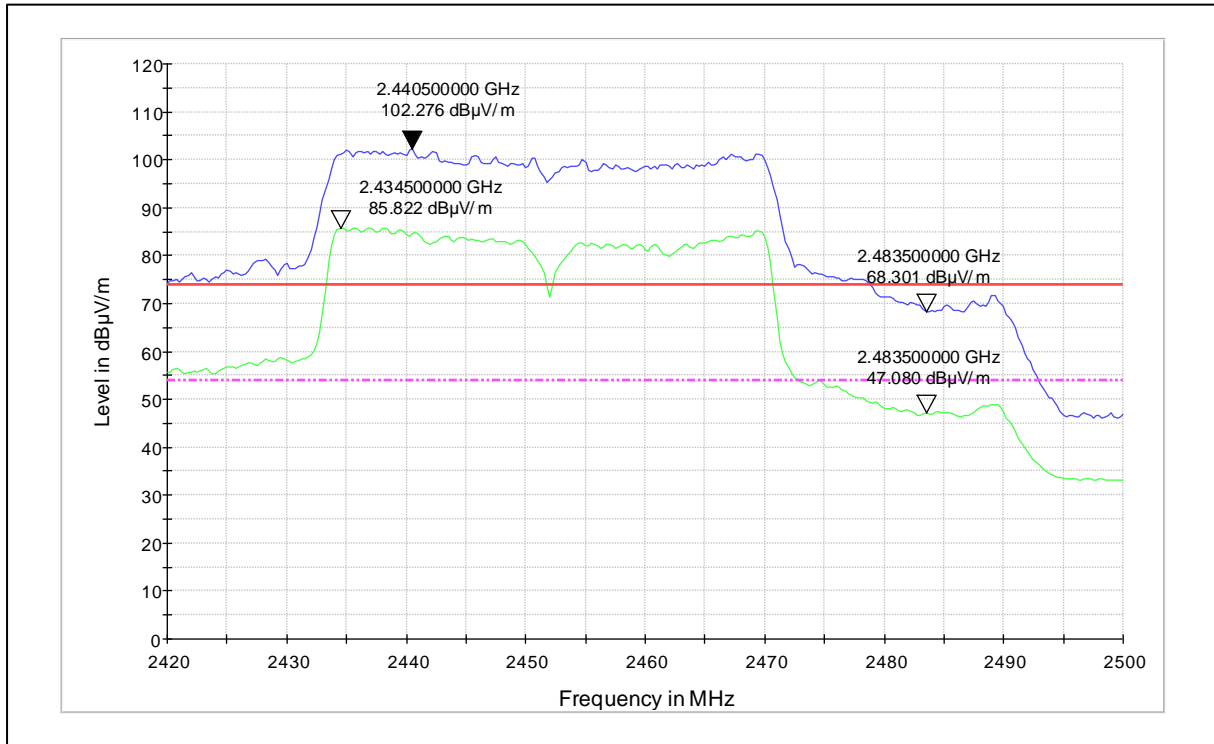
Channel Frequency - 2437MHz

Polarization – Vertical



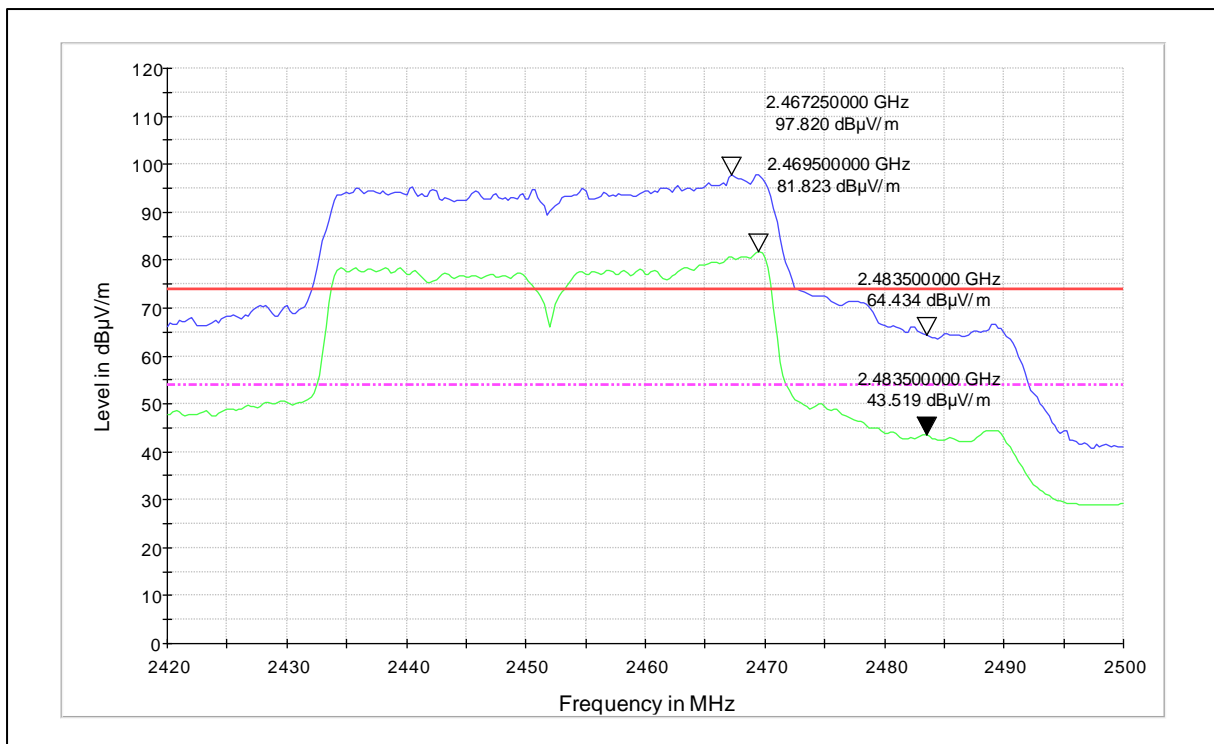
Channel Frequency - 2437MHz

Polarization – Horizontal



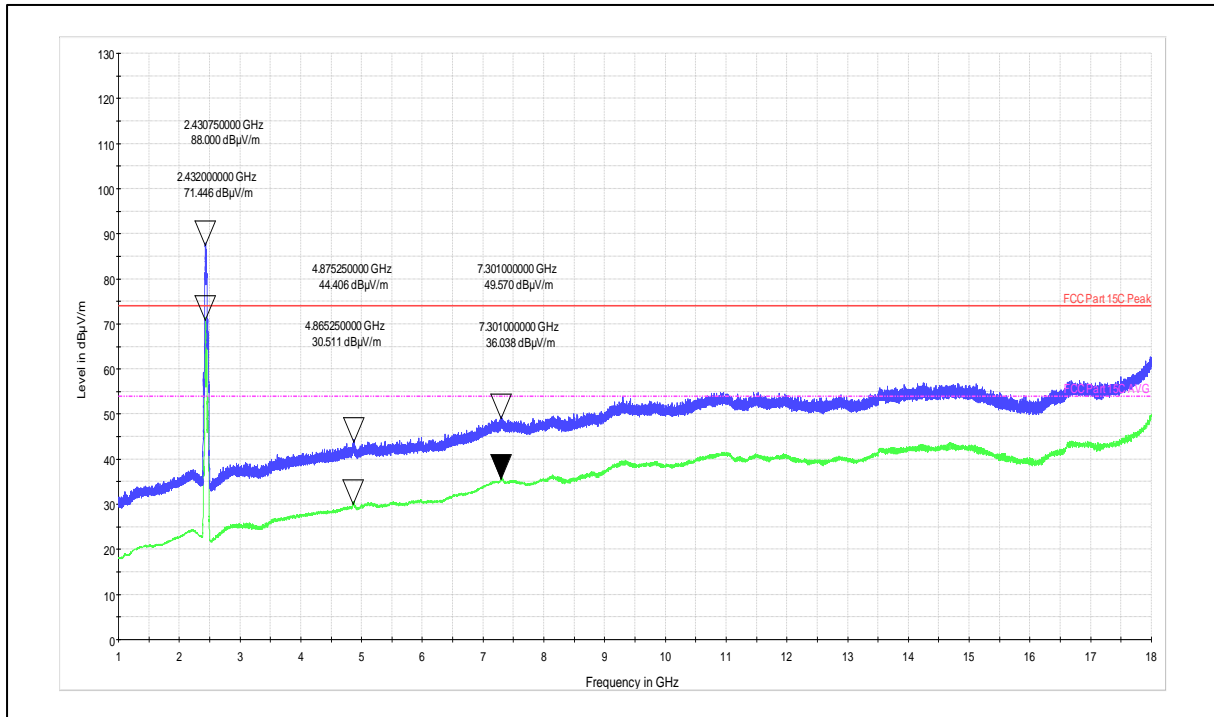
Channel Frequency - 2452MHz

Polarization – Vertical



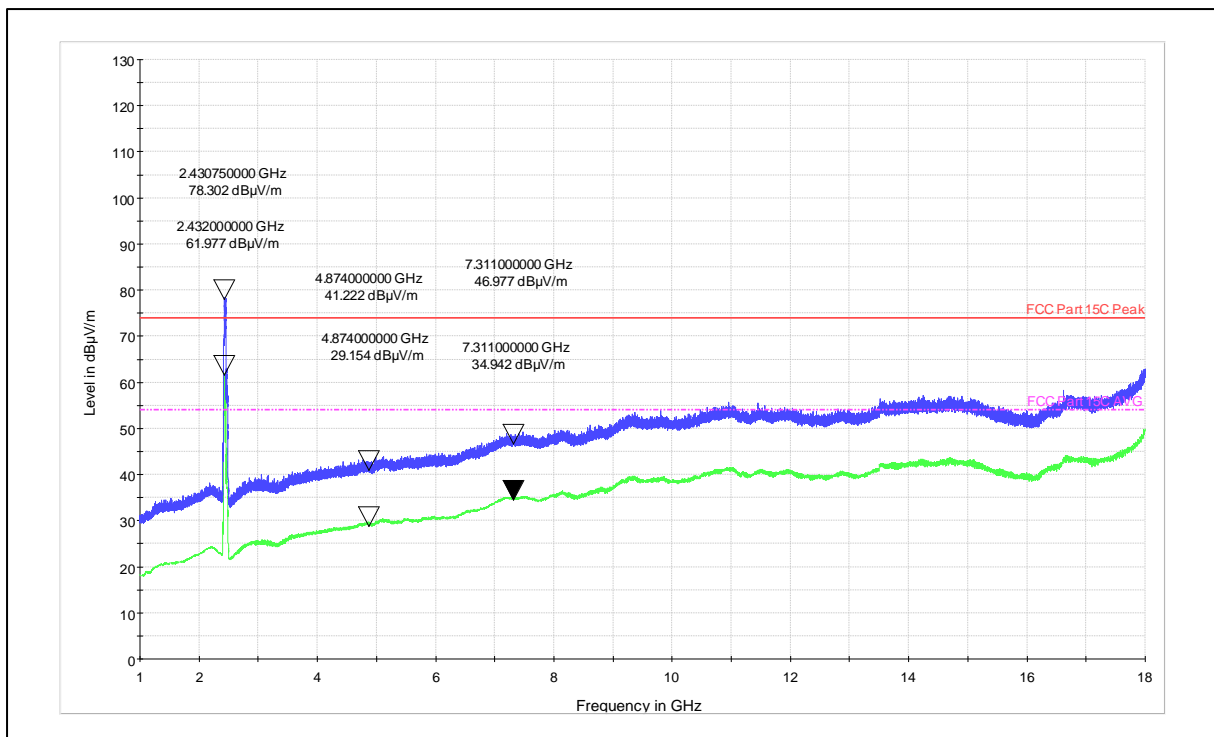
Channel Frequency - 2452MHz

Polarization – Horizontal



Channel Frequency - 2437MHz

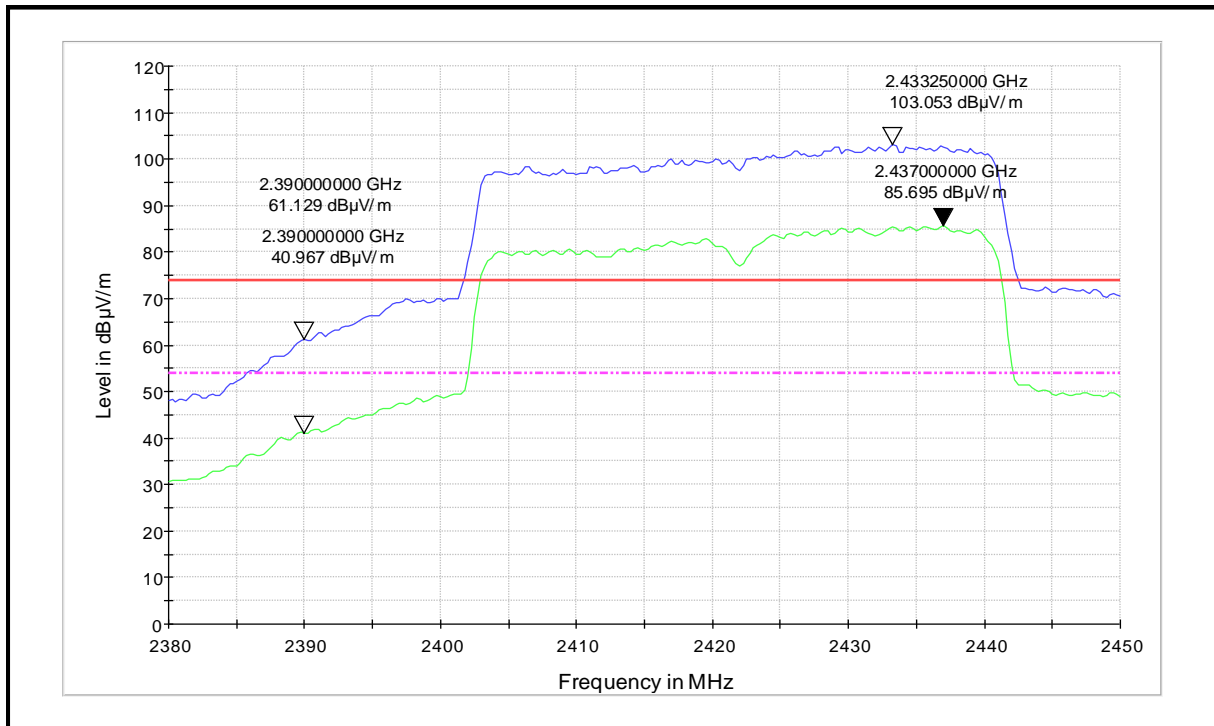
Polarization – Vertical



Channel Frequency - 2437MHz

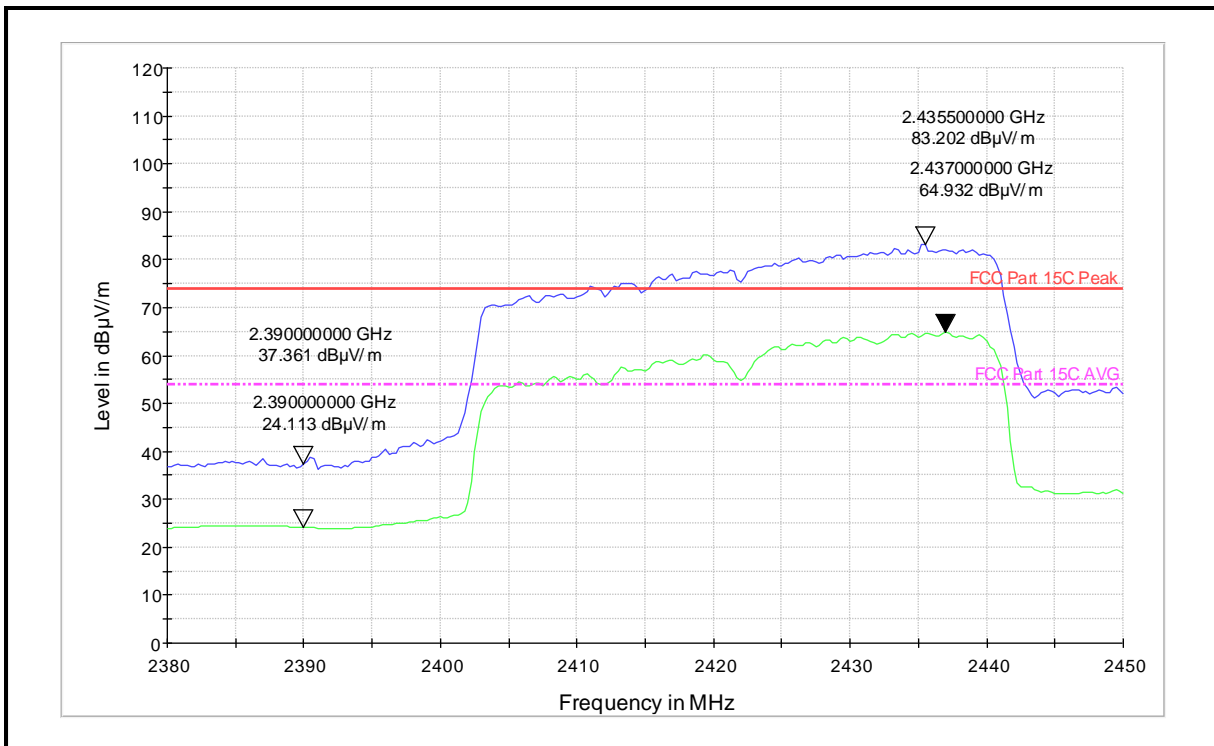
Polarization – Horizontal

Modulation: 802.11ax-HE_40
Data Rate : MCS 11



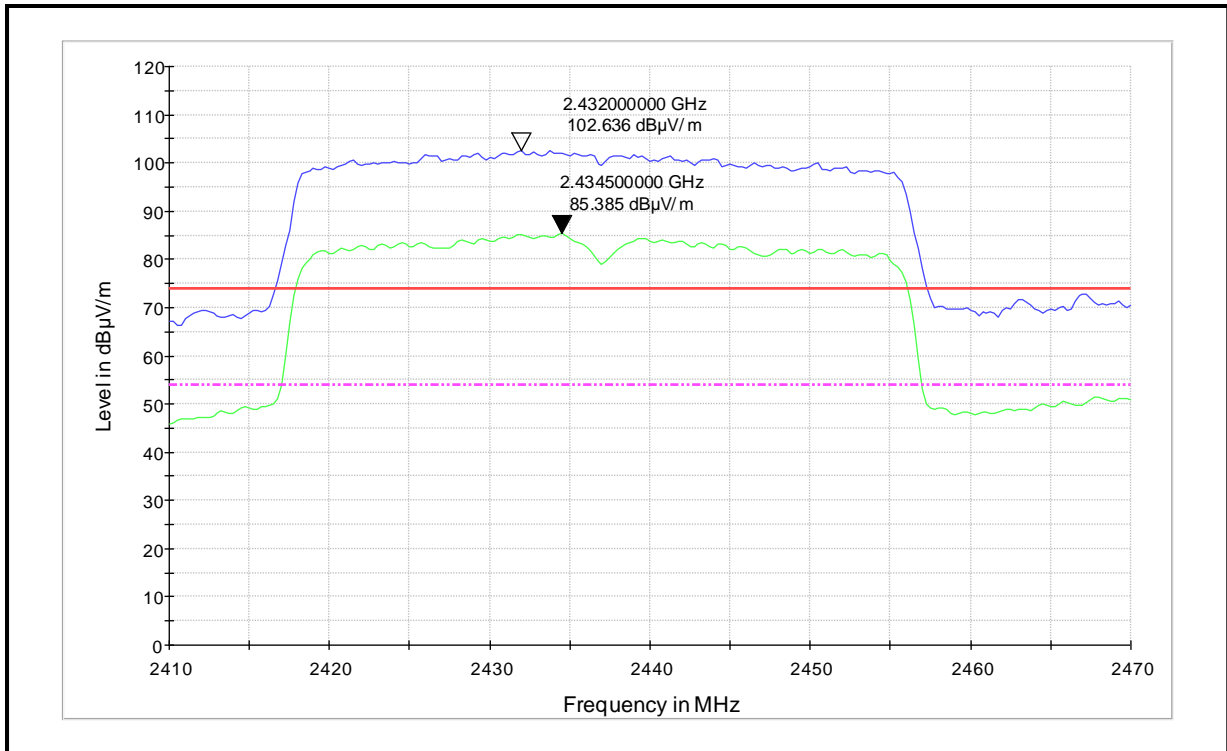
Channel Frequency - 2422MHz

Polarization – Vertical



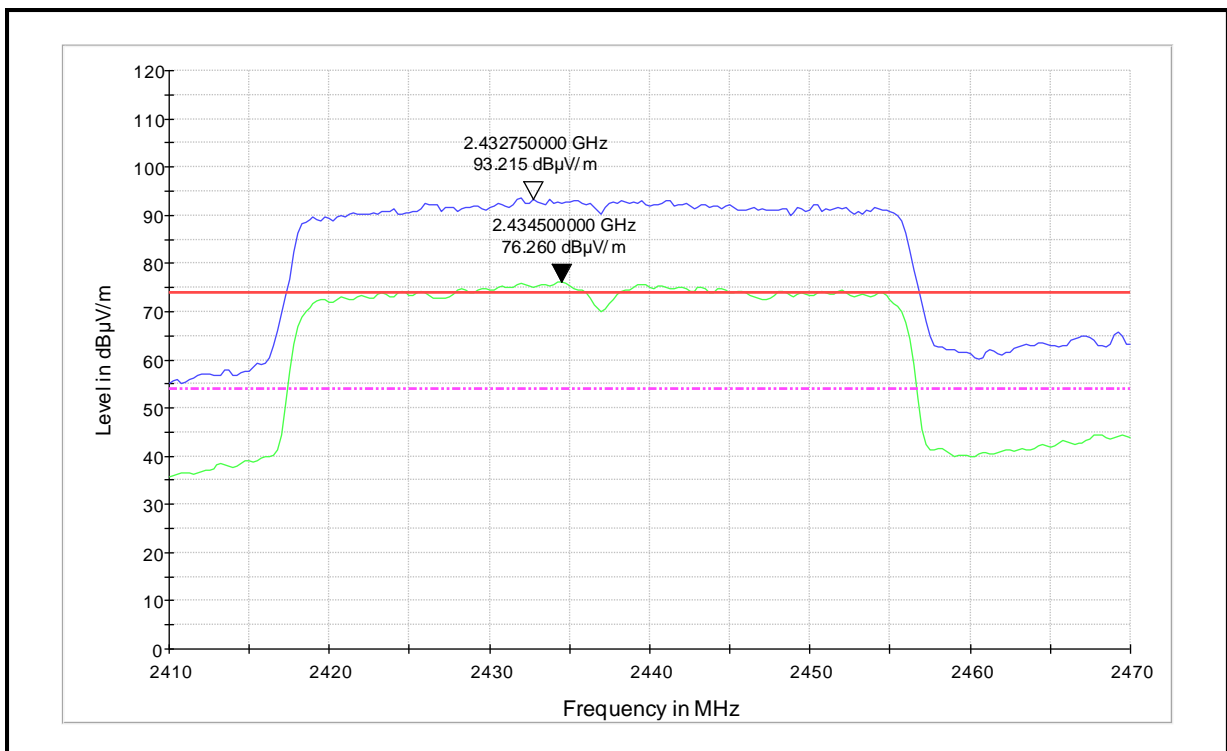
Channel Frequency - 2422MHz

Polarization – Horizontal



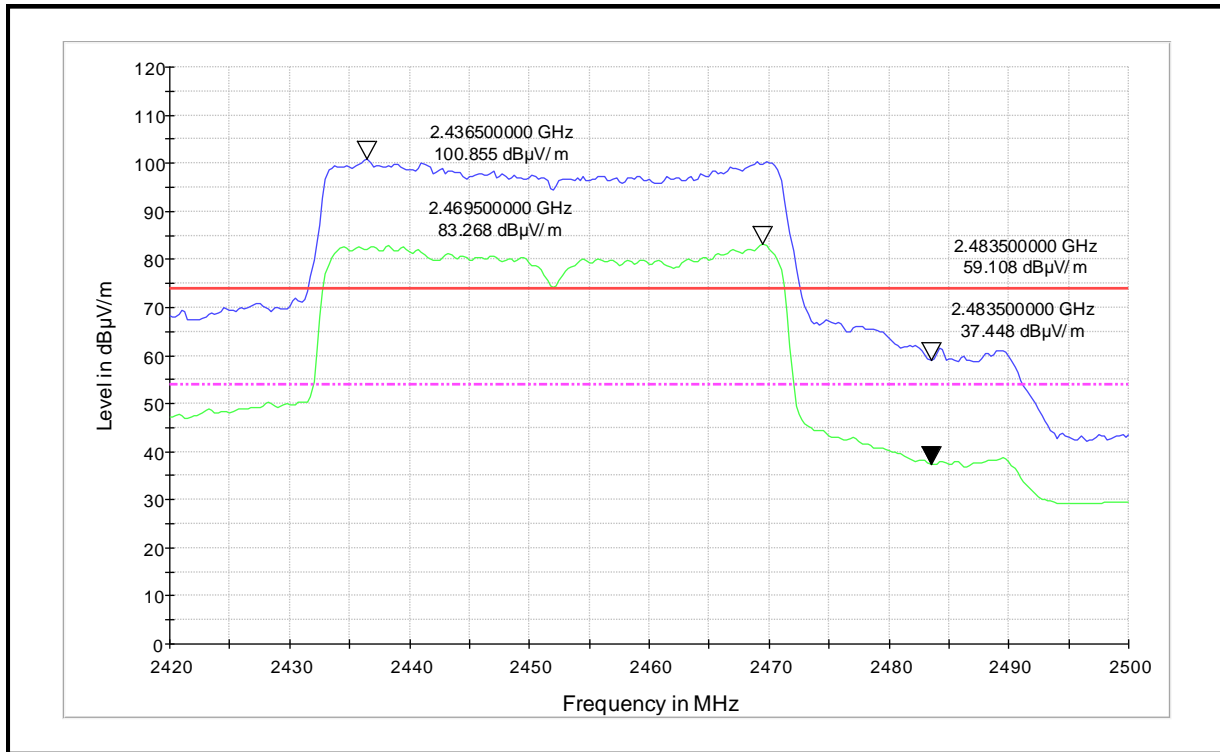
Channel Frequency - 2437MHz

Polarization – Vertical



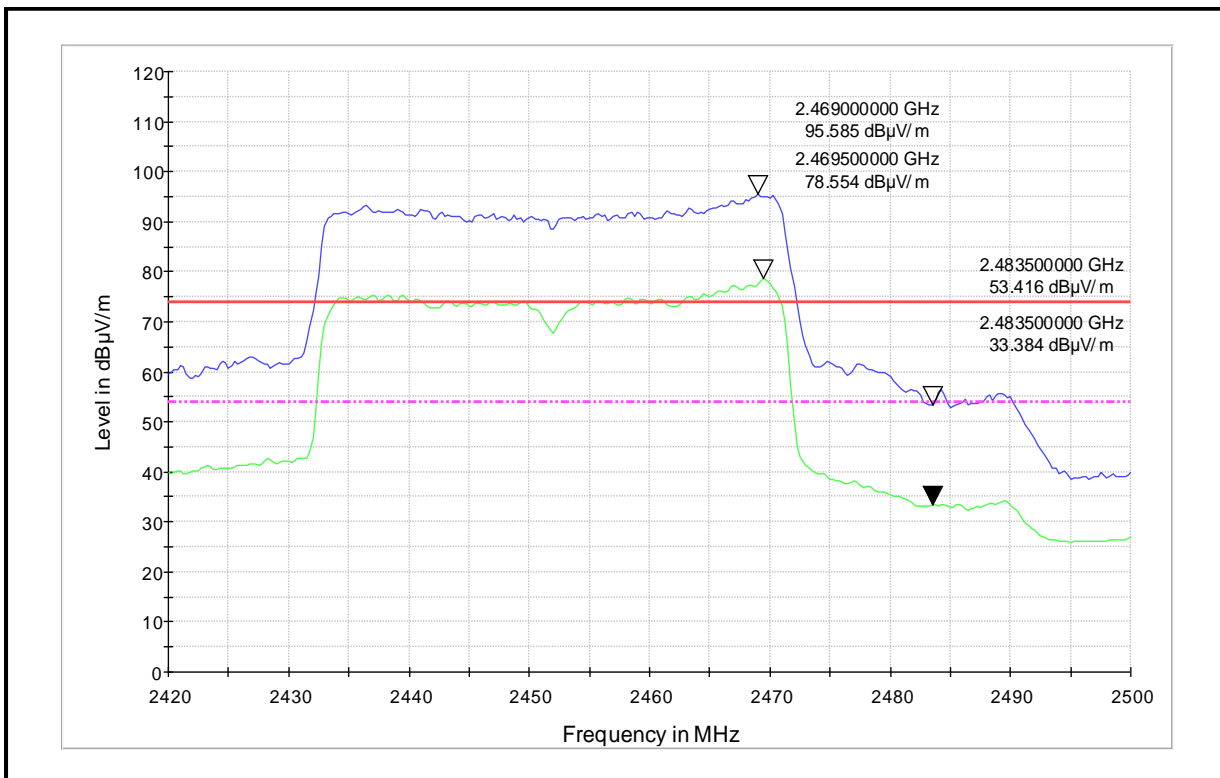
Channel Frequency - 2437MHz

Polarization – Horizontal



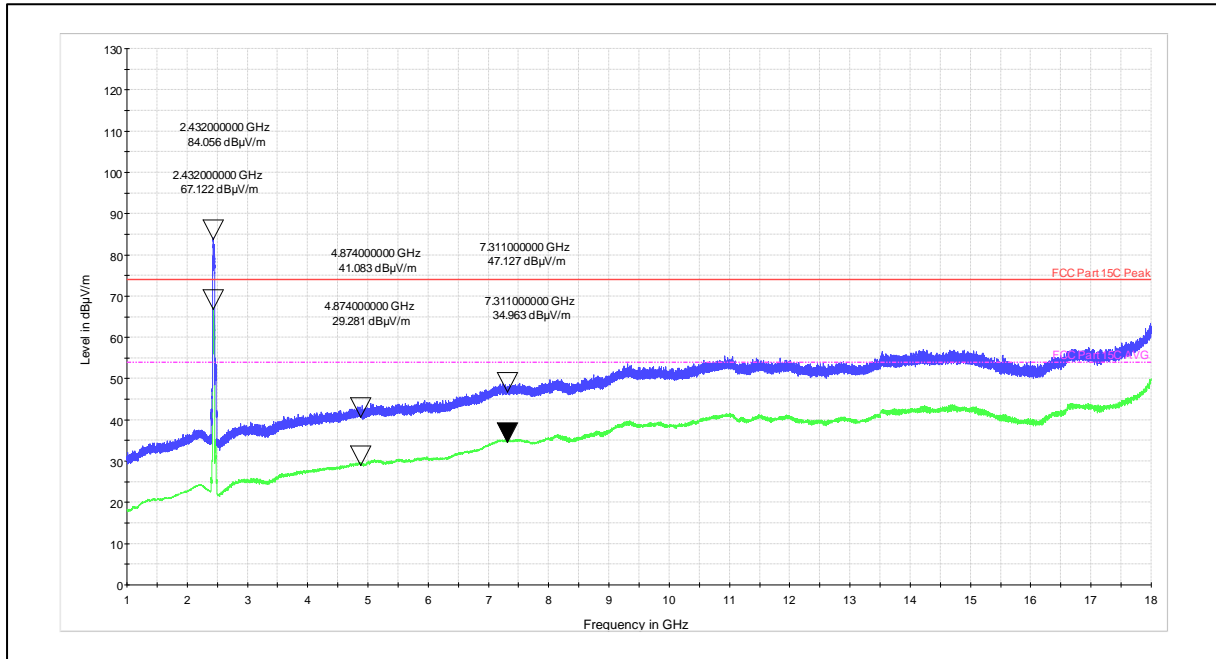
Channel Frequency - 2452MHz

Polarization – Vertical



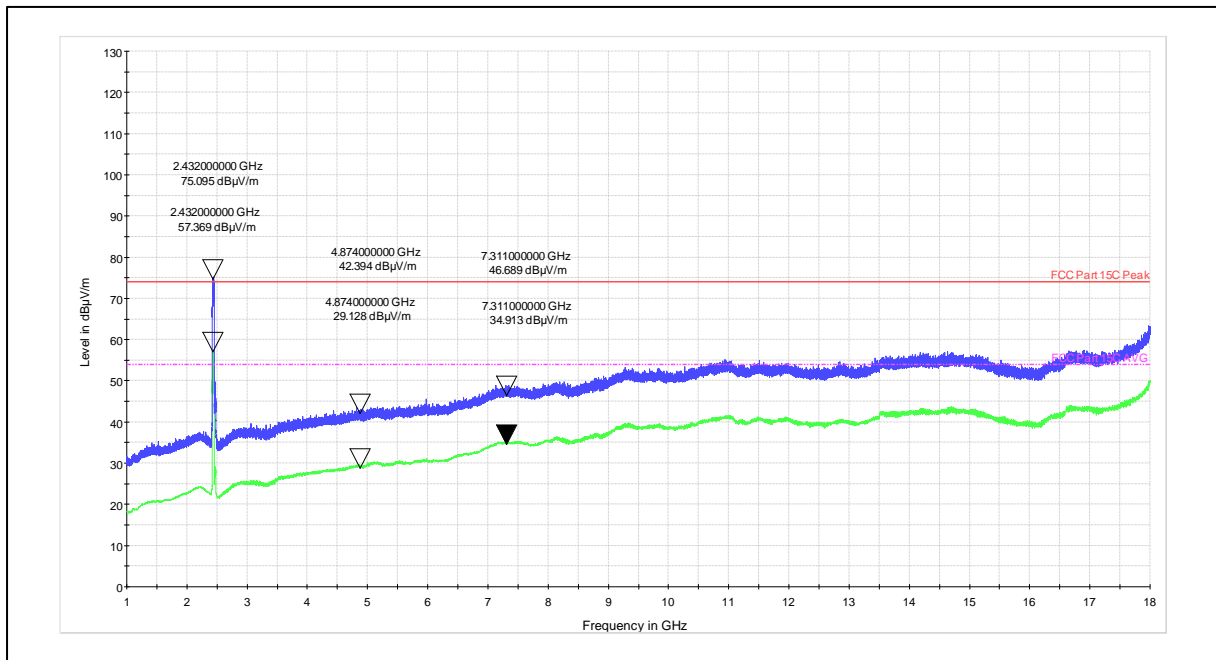
Channel Frequency - 2452MHz

Polarization – Horizontal



Channel Frequency - 2437MHz

Polarization – Vertical

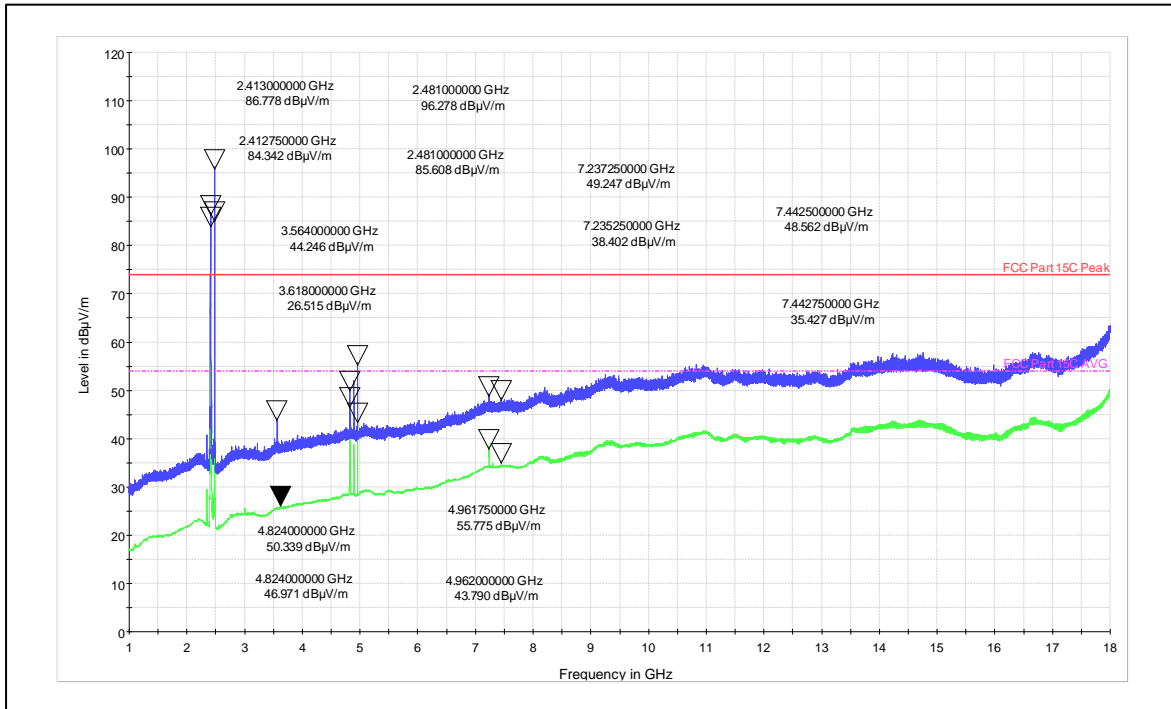


Channel Frequency - 2437MHz

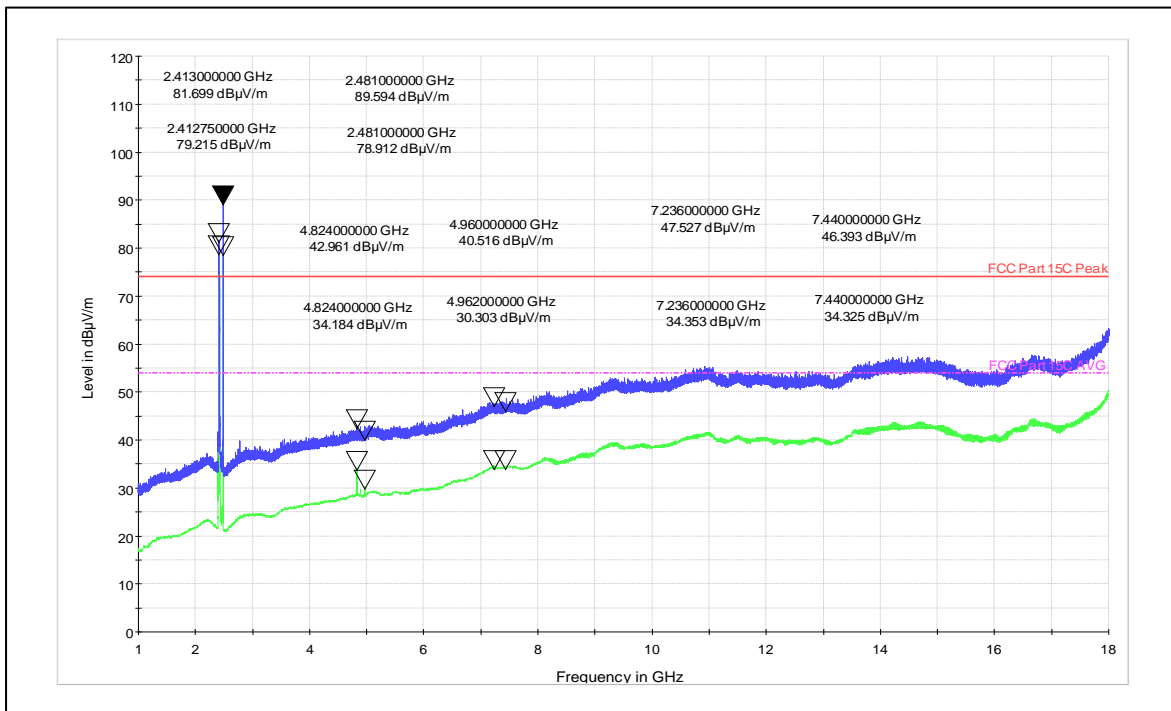
Polarization – Horizontal

Simultaneous Operation:

Combination of Wi-Fi 2.4GHz and Bluetooth 2.4GHz:

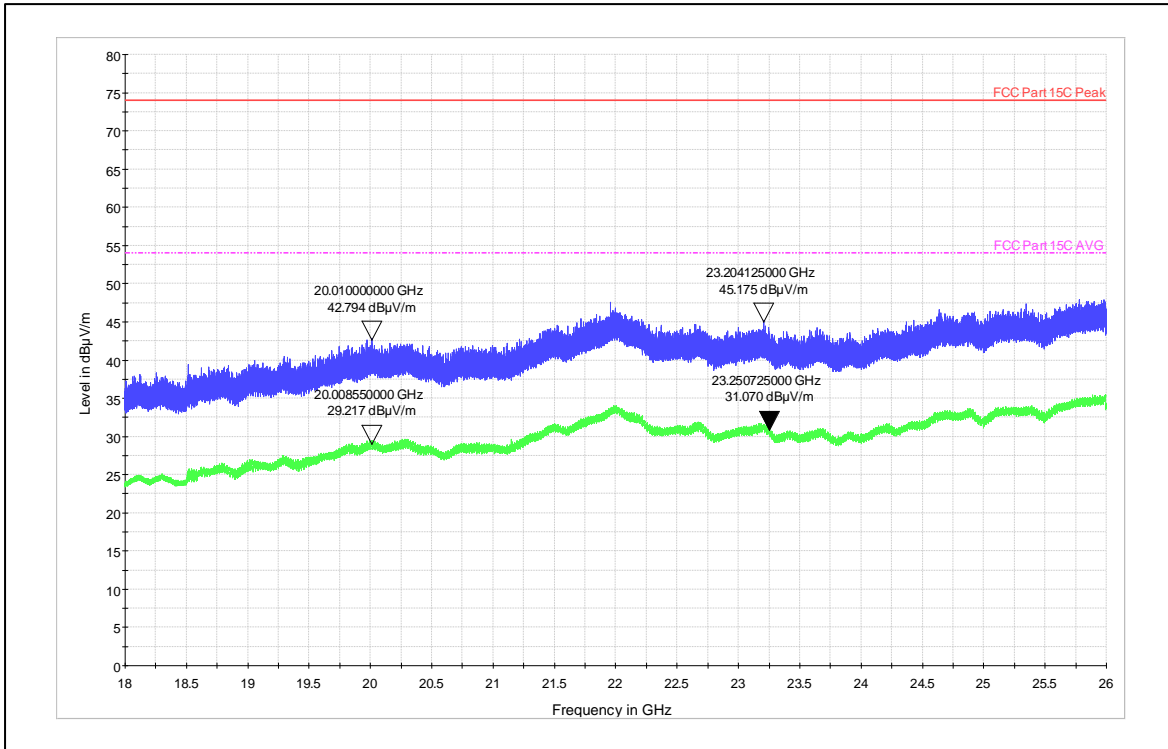


Channel Frequency -2412MHz and Channel Frequency 2480MHz _Vertical Polarization _1-18GHz

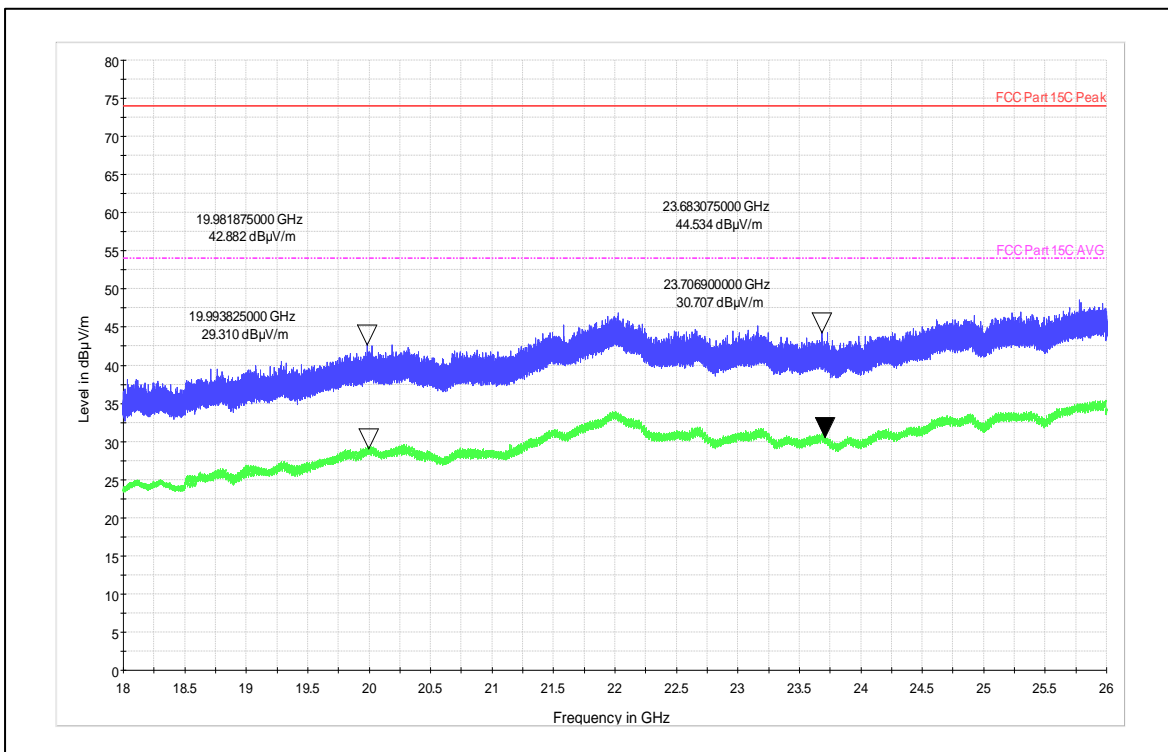


Channel Frequency -2412MHz and Channel Frequency 2480MHz_Horizontal Polarization _1-18GHz

Channel Frequency-Vertical_18GHz - 40GHz



Channel Frequency-Horizontal_18GHz - 40GHz



Prüfbericht - Nr.:
Test Report No.:

IN23WDIF 001

Seite 267 von 300
Page 267 of 300

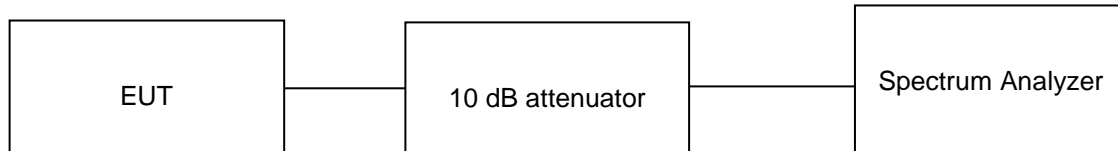
8 TEST RESULTS FOR BLUETOOTH LOW ENERGY

8.1 Maximum Peak Conducted Output Power

Result

Pass

Test Specification	FCC part 15 Subpart C 15.247 (b)(3) / RSS 247 Issue 2, Section 5.4 (d)
Test Method	Subclause 11.9.1.1 of ANSI C63.10
Measurement Bandwidth	1MHz
Detector	Peak
Port of testing	Antenna port
Requirement	Power \leq 1 W (30 dBm) & e.i.r.p \leq 4 W (36 dBm)



Test Condition

Normal Test Condition:

Temperature (Norm) = + 25 °C

Voltage = 5.0V AC to DC Adaptor

Relative humidity: 62%

KDB Guidelines applied:

Measurements were made as per section 8.3.1 in KDB 558074 D01 15.247 Measurement Guidance v05r02.

Prüfbericht - Nr.:
Test Report No.:

IN23WDIF 001

Seite 268 von 300
Page 268 of 300

Test results:

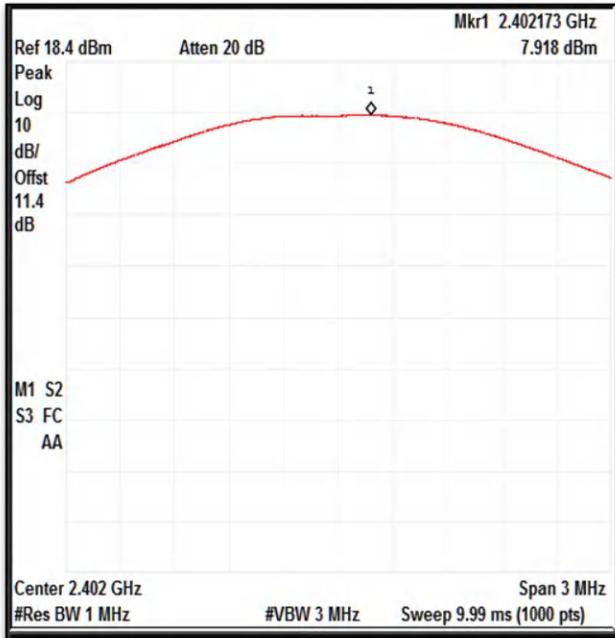
Note:

1. All the losses are included during measurement and final values are mentioned in the test report.
2. Total Peak Output power (dBm) = Measured Peak power (dBm) + Attenuator factor (10dB) + Cable loss (1.4dB)

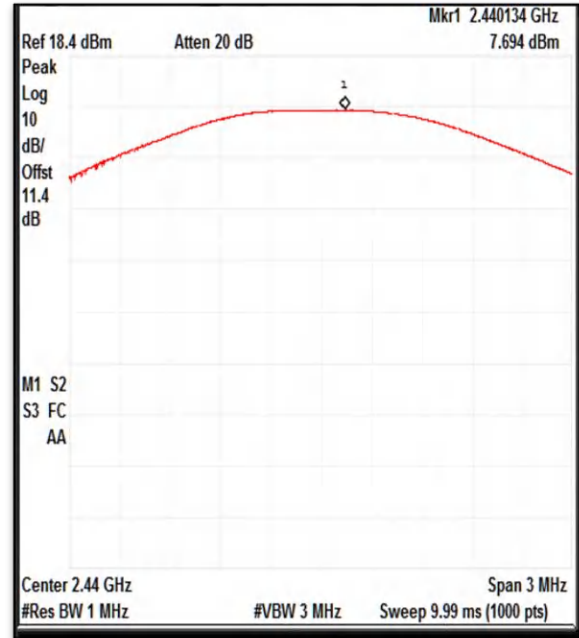
Antenna Type: MAF94367(Omni Directional Antenna) RPSMA Antenna Results

Antenna Type	Data Rate (Mbps)	Channel Frequency (MHz)	Maximum Peak Conducted Output Power (dBm)	Maximum (e.i.r.p)	Power Limit (dBm)	Limit (e.i.r.p)
MAF94367 RP-SMA Antenna	1	2402	7.91	10.26	30.00	36
		2440	7.69	10.04	30.00	36
		2480	7.44	9.79	30.00	36
	2	2402	7.66	10.01	30.00	36
		2440	7.76	10.11	30.00	36
		2480	7.65	10.00	30.00	36
1001932PT MIMO Antenna	1	2402	7.91	10.41	30.00	36
		2440	7.69	10.19	30.00	36
		2480	7.44	9.94	30.00	36
	2	2402	7.66	10.16	30.00	36
		2440	7.76	10.26	30.00	36
		2480	7.65	10.15	30.00	36
FPA3020- 10A MIMO Antenna	1	2402	7.91	12.14	30.00	36
		2440	7.69	11.92	30.00	36
		2480	7.44	11.67	30.00	36
	2	2402	7.66	11.89	30.00	36
		2440	7.76	11.99	30.00	36
		2480	7.65	11.88	30.00	36

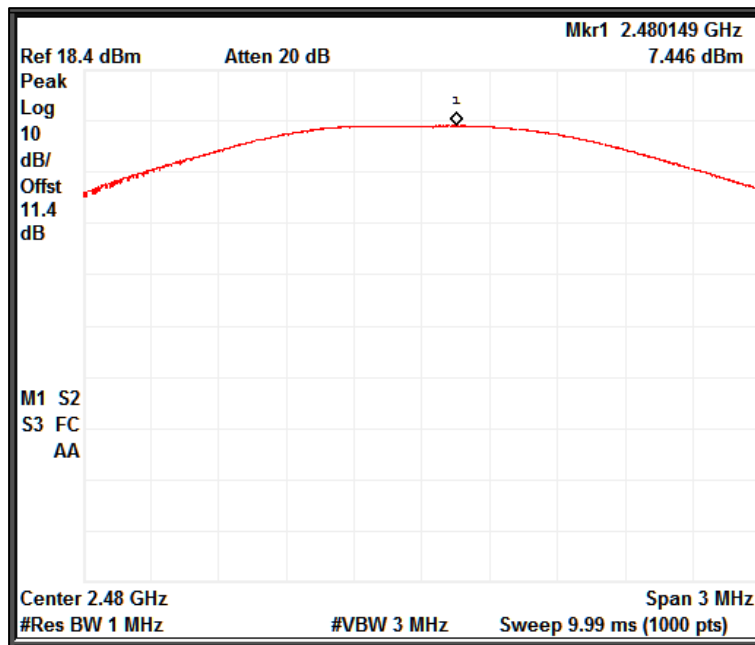
Data Rate: 1Mbps



Channel Frequency 2402MHz



Channel Frequency 2440MHz



Channel Frequency: 2480MHz

Prüfbericht - Nr.:
Test Report No.:

IN23WDIF 001

Seite 270 von 300
Page 270 of 300

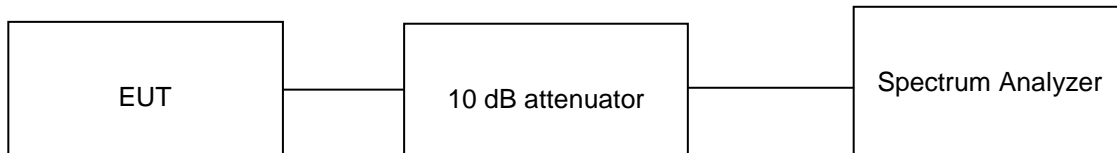
8.2 Maximum Power Spectral Density

Result

Pass

Test Specification	FCC part 15 Subpart C 15.247 (e) / RSS 247 Issue 2, Section 5.2 (b)
Test Method	Subclause 11.10.2 of ANSI C63.10
Measurement Bandwidth	100 kHz
Detector	Peak detector
Port of testing	Antenna port
Requirement	For digitally modulated systems, the power spectral density conducted from the intentional radiator to the antenna shall not be greater than 8 dBm

Test Method:



Test Condition

Normal Test Condition:

Temperature (Norm) = + 25°C

Voltage = 5.0V AC to DC Adaptor

Relative humidity: 62 %

KDB Guidelines applied:

Measurements were made as per section 8.4 in KDB 558074 D01 15.247 Measurement Guidance v05r02.

Prüfbericht - Nr.:

IN23WDIF 001

Seite 271 von 300

Test Report No.:

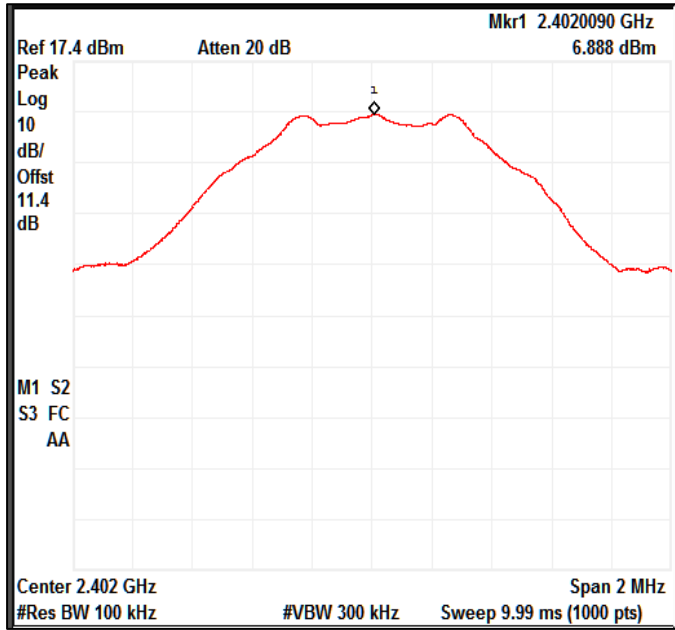
Page 271 of 300

Test results:

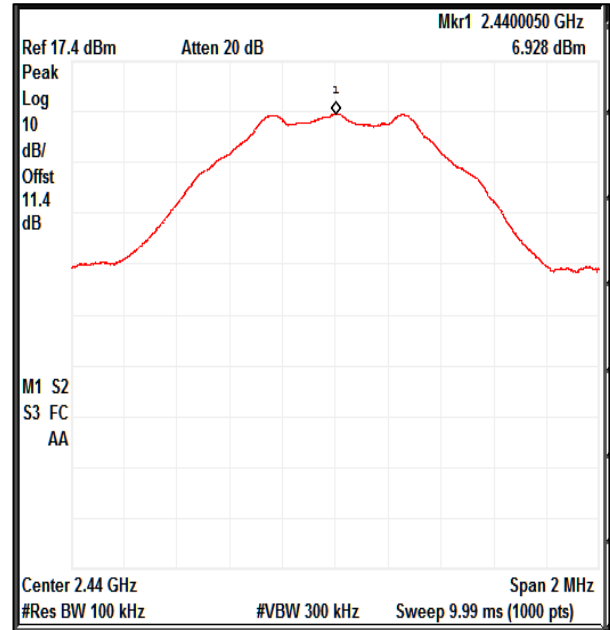
Note:

1. All the losses are included during measurement and final values are mentioned in the test report.
2. Total Peak PSD (dBm) = Measured Peak PSD (dBm) + Attenuator factor (10dB) + Cable loss (1.4dB)

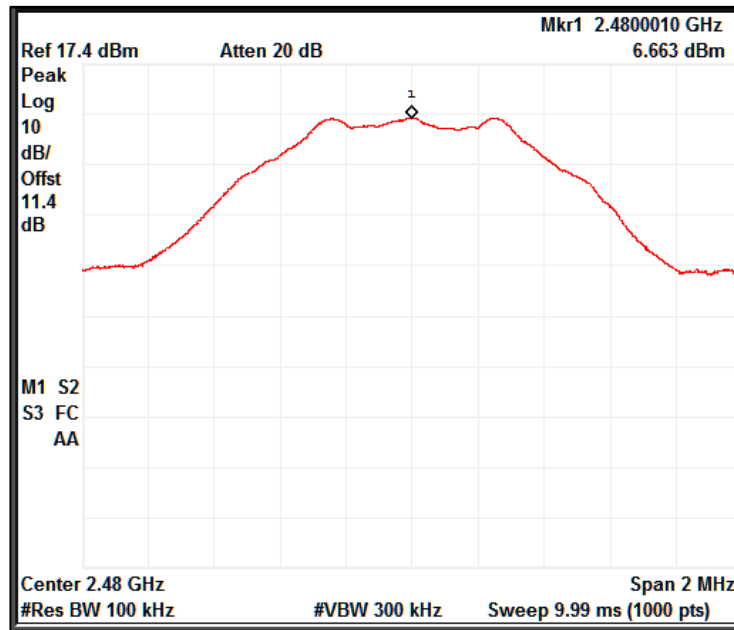
Antenna Type	Data Rate (Mbps)	Channel Frequency (MHz)	Measured PSD (dBm/kHz)	PSD Limit (dBm/kHz)
MAF94367 RP-SMA Antenna	1	2402	6.88	8.00
		2440	6.92	8.00
		2480	6.66	8.00
	2	2402	5.98	8.00
		2440	6.11	8.00
		2480	5.93	8.00
1001932PT MIMO Antenna	1	2402	6.88	8.00
		2440	6.92	8.00
		2480	6.66	8.00
	2	2402	5.98	8.00
		2440	6.11	8.00
		2480	5.93	8.00
FPA3020-10A MIMO Antenna	1	2402	6.88	8.00
		2440	6.92	8.00
		2480	6.66	8.00
	2	2402	5.98	8.00
		2440	6.11	8.00
		2480	5.93	8.00



Channel Frequency 2402MHz



Channel Frequency 2440MHz



Channel Frequency: 2480MHz

Prüfbericht - Nr.:
Test Report No.:

IN23WDIF 001

Seite 273 von 300
Page 273 of 300

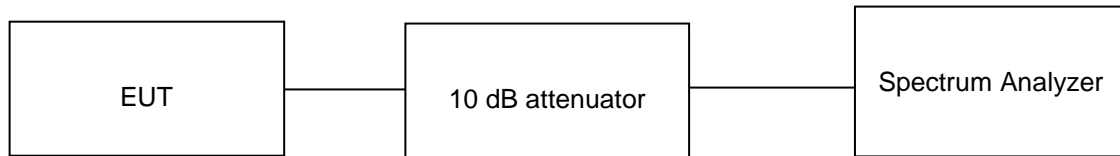
8.3 DTS Bandwidth & 99% Bandwidth

Result

Pass

Test Specification	FCC part 15 Subpart C 15.247 (a) (2) / RSS 247 Issue 2, Section 5.2 (a)
Test Method	Subclause 11.8.1 of ANSI C63.10
Measurement Bandwidth	100 kHz for x dB bandwidth 1 to 5% of OCB for 99% bandwidth
Detector	Peak
Port of testing	Antenna port
Requirement	The minimum 6 dB bandwidth shall be at least 500 kHz

Test Method:



Test Condition

Normal Test Condition:

Temperature (Norm) = + 25 °C

Voltage = 5.0V AC to DC Adaptor

Relative humidity: 62 %

KDB Guidelines applied:

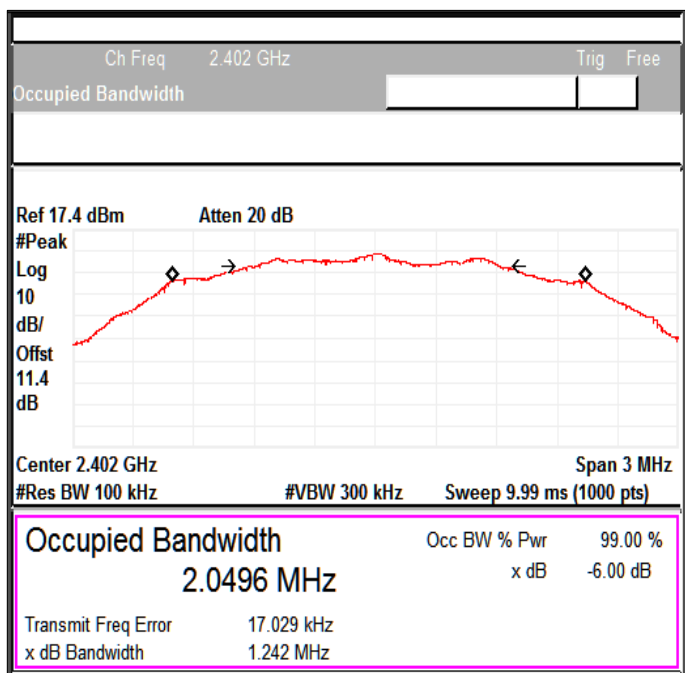
Measurements were made as per section 8.2 in KDB 558074 D01 15.247 Measurement Guidance v05r02.

Test results:

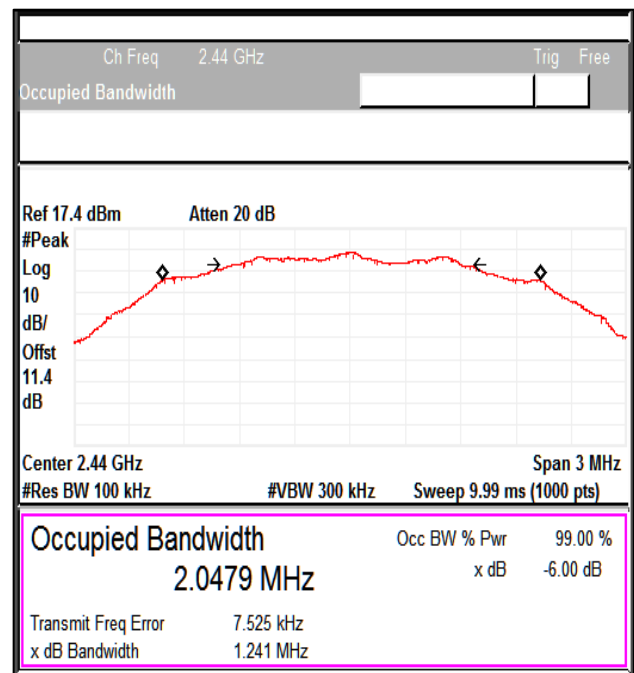
Note:

- All the losses are included during measurement and final values are mentioned in the test report.

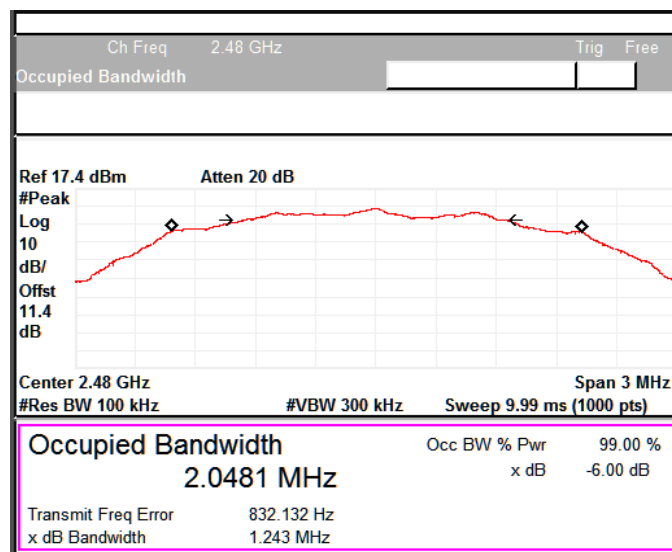
Data Rate (Mbps)	Channel Frequency (MHz)	Measured 99%Bandwidth (MHz)	Measured 6dB Bandwidth (MHz)	Limit (MHz)
1	2402	1.098	0.73	0.5
	2440	1.092	0.73	0.5
	2480	1.093	0.73	0.5
2	2402	2.049	1.24	0.5
	2440	2.047	1.24	0.5
	2480	2.048	1.24	0.5



Channel Frequency 2402MHz



Channel Frequency 2440MHz



Channel Frequency 2480MHz

8.4 Emissions in non-restricted frequency bands and Conducted Spurious Emission

Result

Pass

Test Specification: FCC part 15 Subpart C 15.247 (d) / RSS 247 Issue 2, Section 5.5

Test Method: Subclause 11.11 of ANSI C63.10

Measurement Bandwidth: 100 kHz

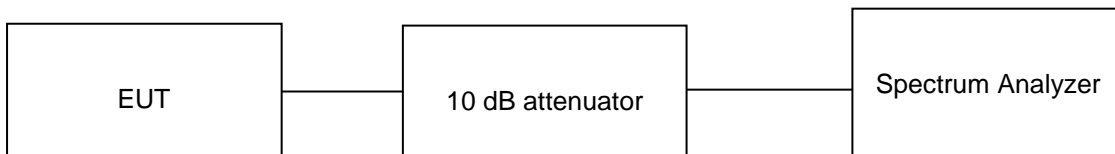
Detector: Peak

Port of testing: Antenna port

Requirement: In any 100kHz bandwidth outside the frequency band in which the spread spectrum or digitally modulated intentional radiator is operating, the radio frequency power that is produced by the intentional radiator shall be at least 30dB below that in the 100kHz bandwidth within the band that contains the highest level of the desired power, based on either an RF conducted or a radiated measurement, provided the transmitter demonstrates compliance with the peak conducted power limits

If the transmitter complies with the conducted power limits based on the use of RMS averaging over a time interval, the attenuation required under this paragraph shall be 30 dB instead of 20 dB

Test Method:



Test Condition

Normal Test Condition:

Temperature (Norm) = +25 °C Voltage = 5.0V AC to DC Adaptor Relative humidity: 62 %

KDB Guidelines applied:

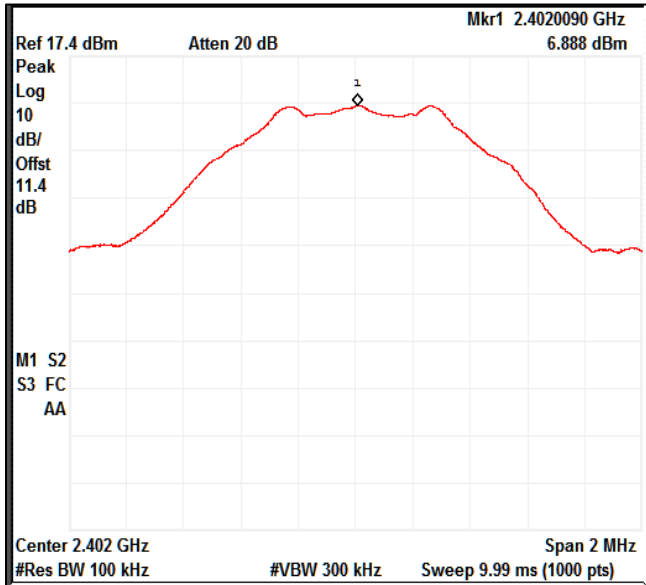
Measurements were made as per section 8.5 in KDB 558074 D01 15.247 Measurement Guidance v05r02.

Test results:Note:

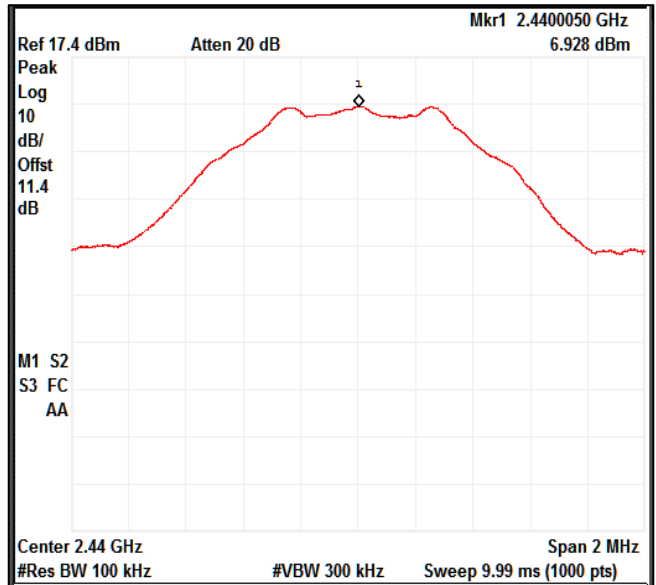
1. All the losses are included during measurement and final values are mentioned in the test report.
2. Final Value (dBm) = Measured Value (dBm) + Attenuator factor (10dB) + Cable loss (0.5dB)
3. This product do not support additional beamforming gain / directional gain, it uses signal antenna and hence directional gain of the single antenna is 2.35 dBi

Reference Plots

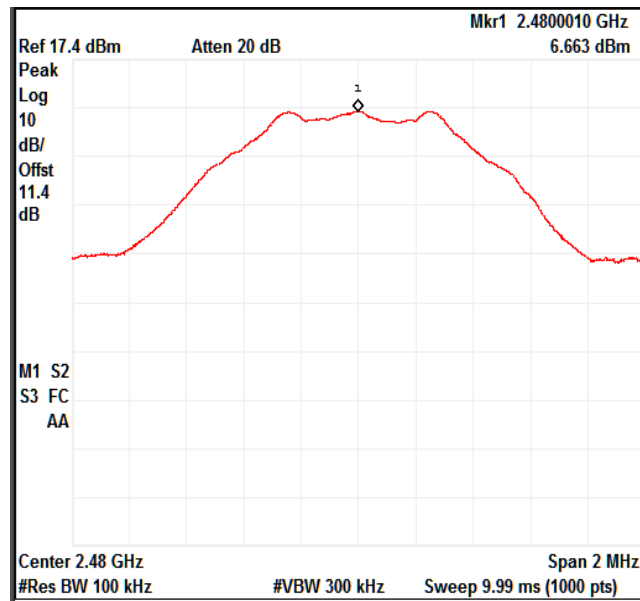
Data Rate 1Mbps



Reference Plot Channel Frequency 2402MHz

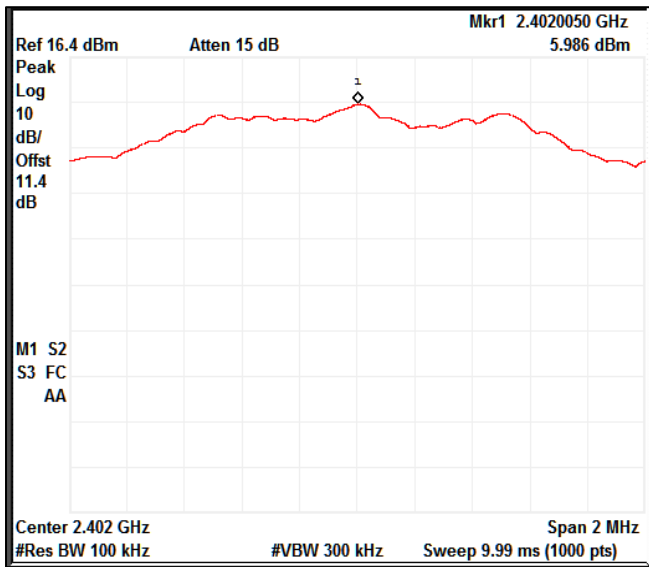


Reference Plot Channel Frequency 2440MHz

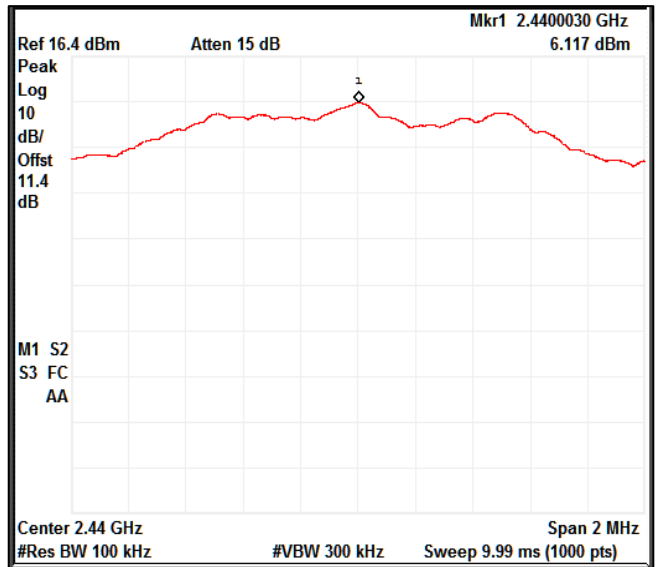


Reference Plot Channel Frequency 2480MHz

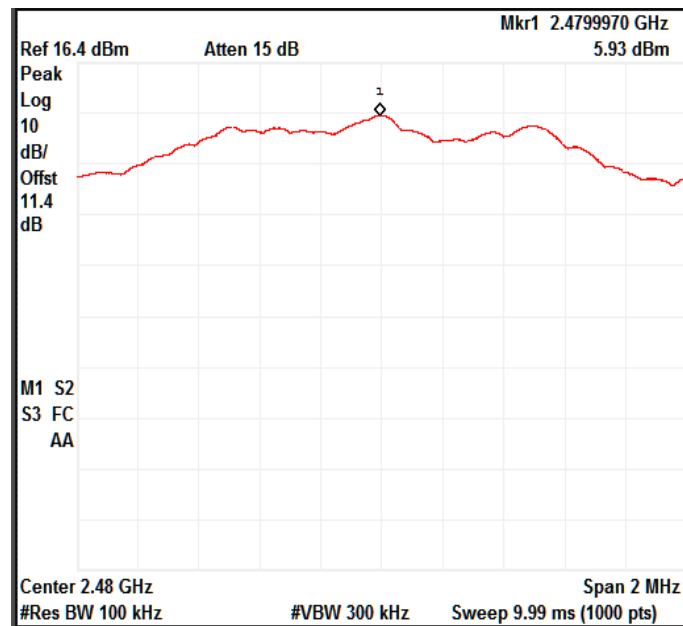
Data Rate 2Mbps



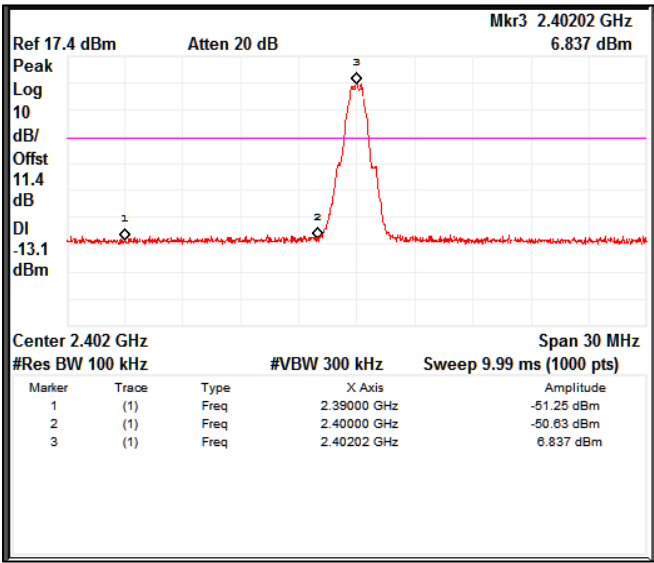
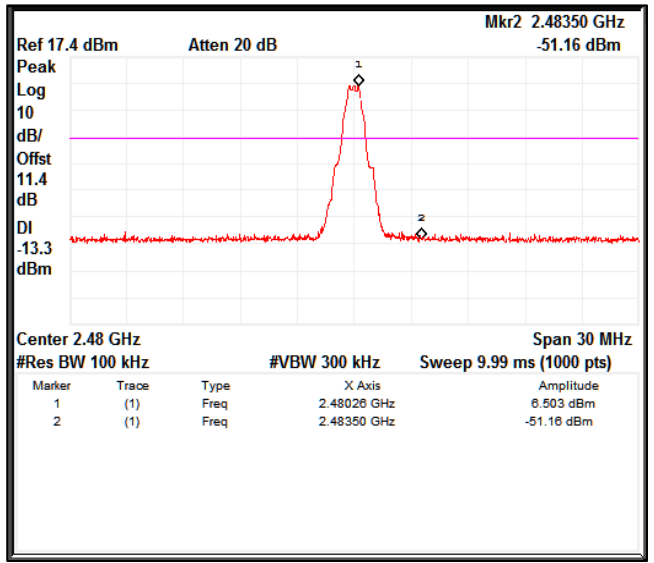
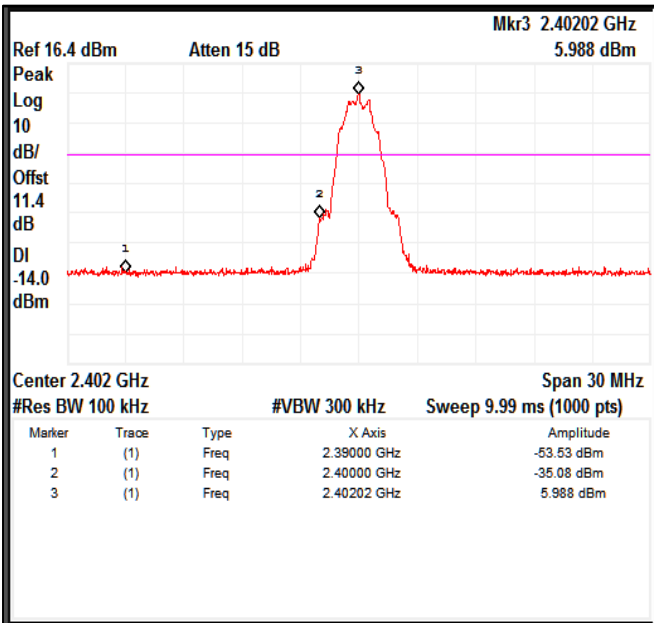
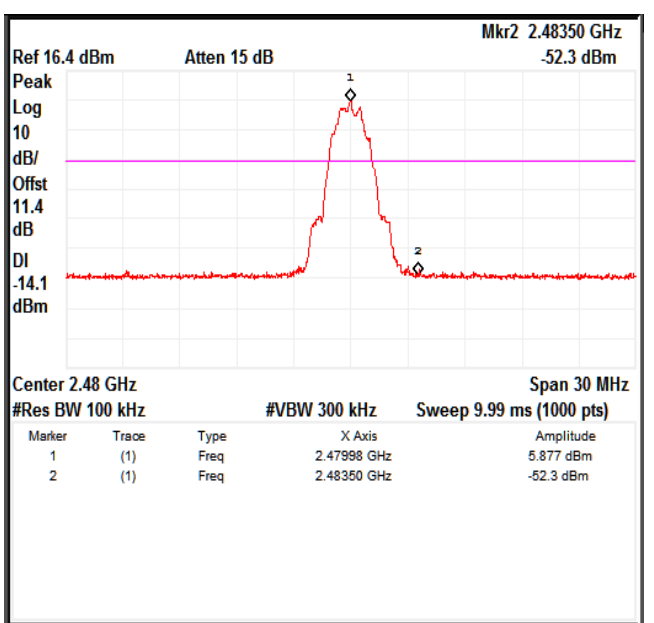
Reference Plot Channel Frequency 2402MHz



Reference Plot Channel Frequency 2440MHz

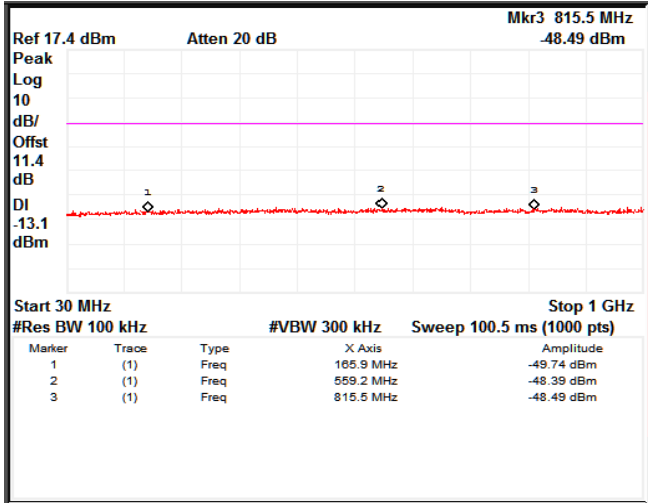


Reference Plot Channel Frequency 2480MHz

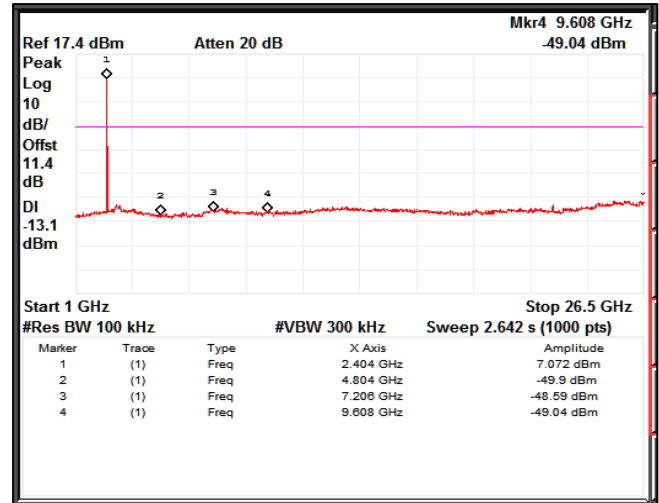
8.4.1 Band edge and reference plots
Data Rate: 1Mbps

Channel Frequency 2402MHz

Channel Frequency 2480MHz
Data Rate: 2Mbps

Channel Frequency 2402MHz

Channel Frequency 2480MHz

8.4.2 Out-Of-Band Emissions

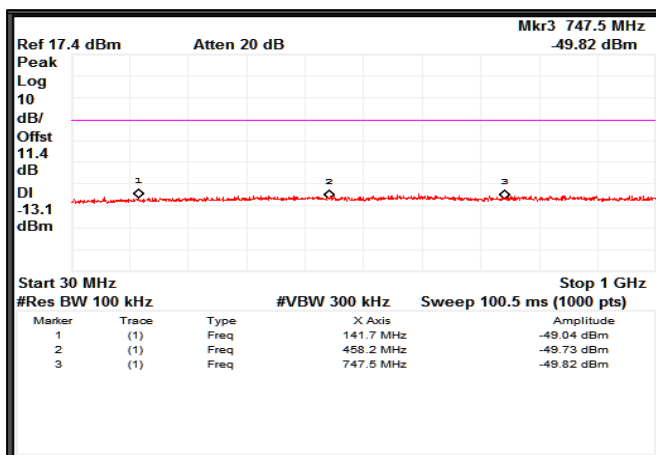
Data Rate: 1Mbps



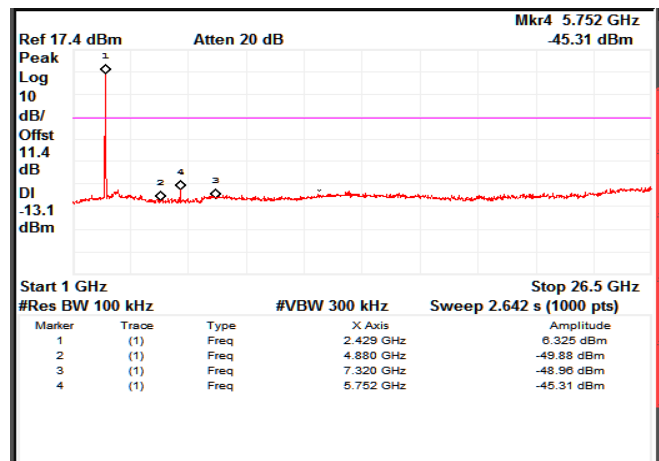
Channel Frequency 2402MHz Frequency Range 30 MHz – 1GHz



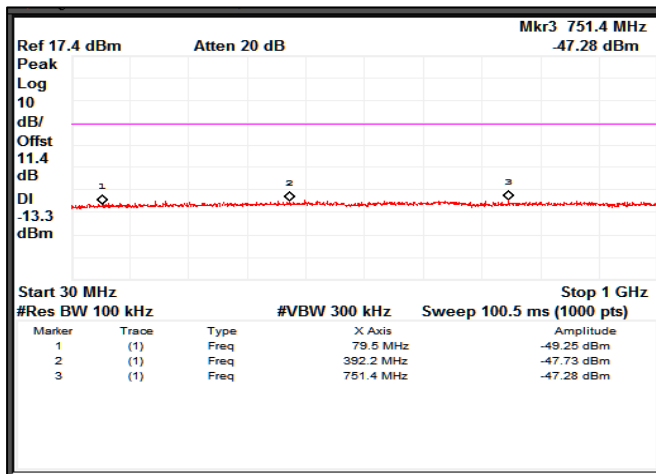
Channel Frequency 2402MHz Frequency Range 1 GHz – 26.5GHz



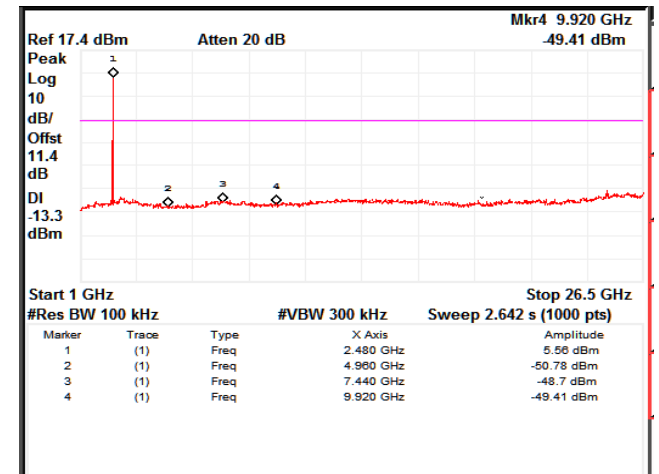
Channel Frequency 2440MHz Frequency Range 30 MHz – 1GHz



Channel Frequency 2440MHz Frequency Range 1 GHz – 26.5GHz

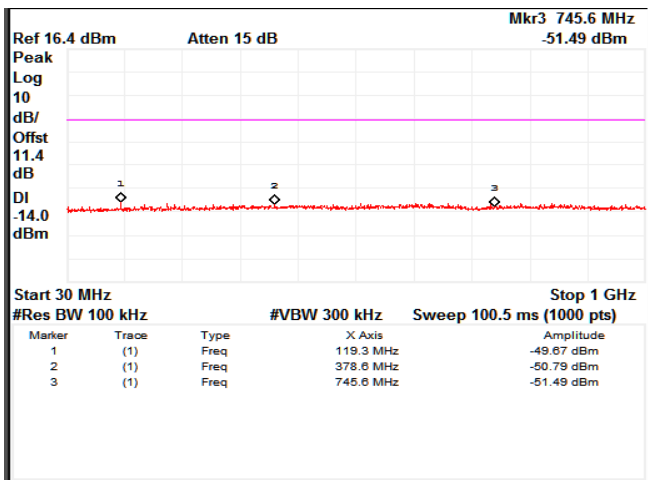


Channel Frequency 2480MHz Frequency Range 30 MHz – 1GHz

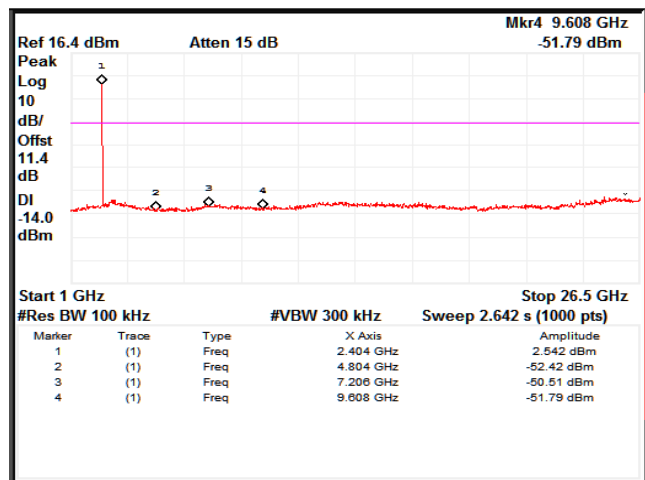


Channel Frequency 2480MHz Frequency Range 1 GHz - 26.5GHz

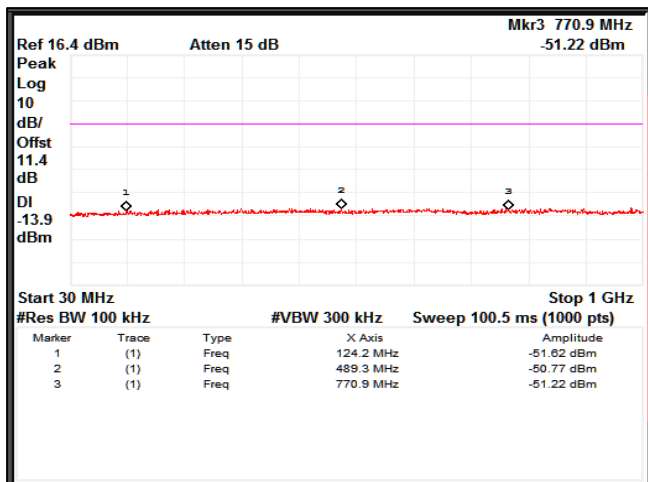
Data Rate: 2Mbps



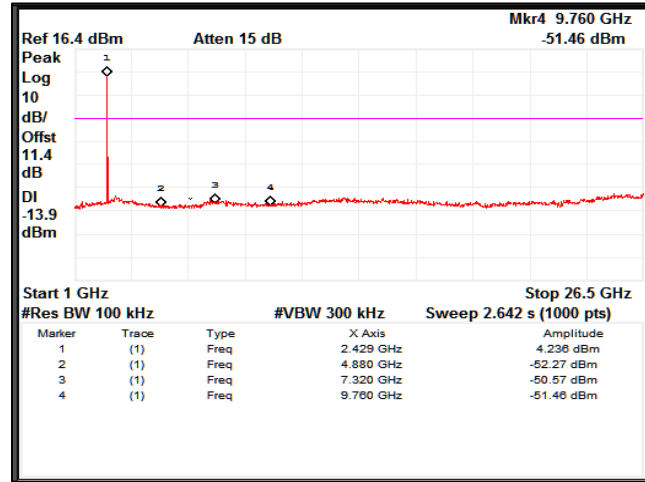
Channel Frequency 2402MHz Frequency Range 30 MHz – 1GHz



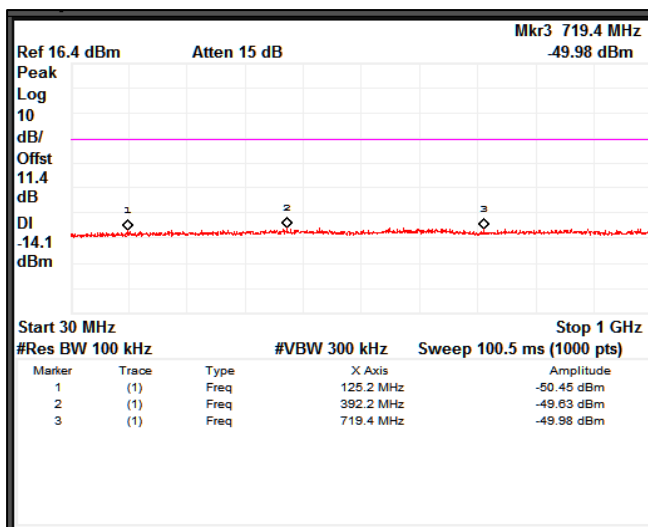
Channel Frequency 2402MHz FrequencyRange 1 GHz – 26.5GHz



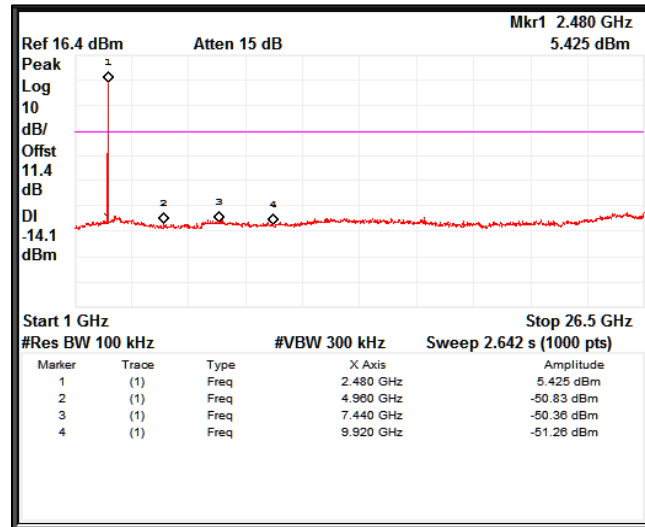
Channel Frequency 2440MHz Frequency Range 30 MHz – 1GHz



Channel Frequency 2440MHz Frequency Range 1 GHz – 26.5GHz



Channel Frequency 2480MHz Frequency Range 30 MHz – 1GHz



Channel Frequency 2480MHz FrequencyRange 1 GHz – 26.5GHz

8.5 Spurious Radiated Emissions & Restricted Bands of Operation

Result

Pass

Test Specification	FCC part 15 Subpart C 15.247 (d) / (15.209 & 15.205) / IC RSS-GEN, Section 8.9 and 8.10
Test Method	ANSI C63.10
Measurement Location	Semi Anechoic Chamber 30MHz - 1 GHz Fully Anechoic Chamber 1 GHz - 40GHz
Measurement Bandwidth	100 kHz for frequency range < 1GHz 1 MHz for Frequency range >1GHz
Detector	Refer remarks below
Measuring Distance	3 m
Requirement	As per the limits mentioned in the below table
Test setup	Refer TEST METHODOLOGY

Table 8: Transmitter limits for Radiated emission

Frequency (MHz)	Field strength (μV/m)	Field strength (dBμV/m)	Distance of Measurement (m)
0.009 – 0.490	2400/F(kHz)	48.50 – 13.80	300*
0.490 – 1.705	24000/F(kHz)	33.80 – 23.00	30*
1.705 -30	30	29.54	30*
30-88	100	40.0	3
88-216	150	43.5	3
216-960	200	46.0	3
Above 960	500	54.0	3

Remark: * The limit shows in the table above of frequency range 0.009 – 0.490, 0.490 – 1.705 MHz and 1.705-30MHz is at 300 meter, 30 meter and 30 meter range respectively, which corresponds to 128.51 – 93.80, 73.80 – 62.96 and 69.54 dBμV/m at 3m range by extrapolation calculation and the measurement of loop antenna.

The emission limits shown in the above table are based on measurements employing a CISPR quasi-peak detector except for the frequency bands 9–90 kHz, 110–490 kHz and above 1000 MHz Radiated emission limits in these three bands are based on measurements employing an average detector.

Test Conditions:

Temperature (Norm) = + 25 °C

Voltage = 5.0V AC to DC Adaptor

Relative humidity = 62 %

Prüfbericht - Nr.:
Test Report No.:

IN23WDIF 001

Seite 282 von 300
Page 282 of 300

Test results:

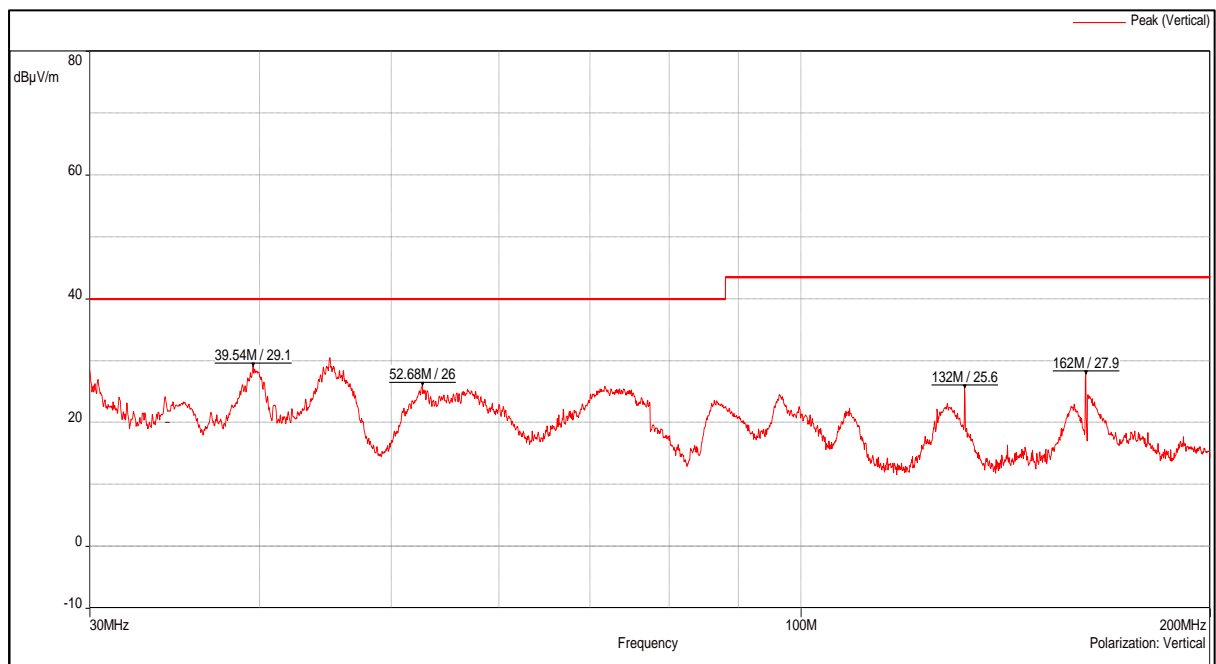
Note: All the losses are included during measurement and final values are mentioned in the test report. Refer TEST METHODOLOGY for more details

Test results for frequency range 9kHz – 30MHz

No emissions found in frequency range 9 kHz to 30 MHz, and measured levels are below 20dB from the limit line, hence not reported

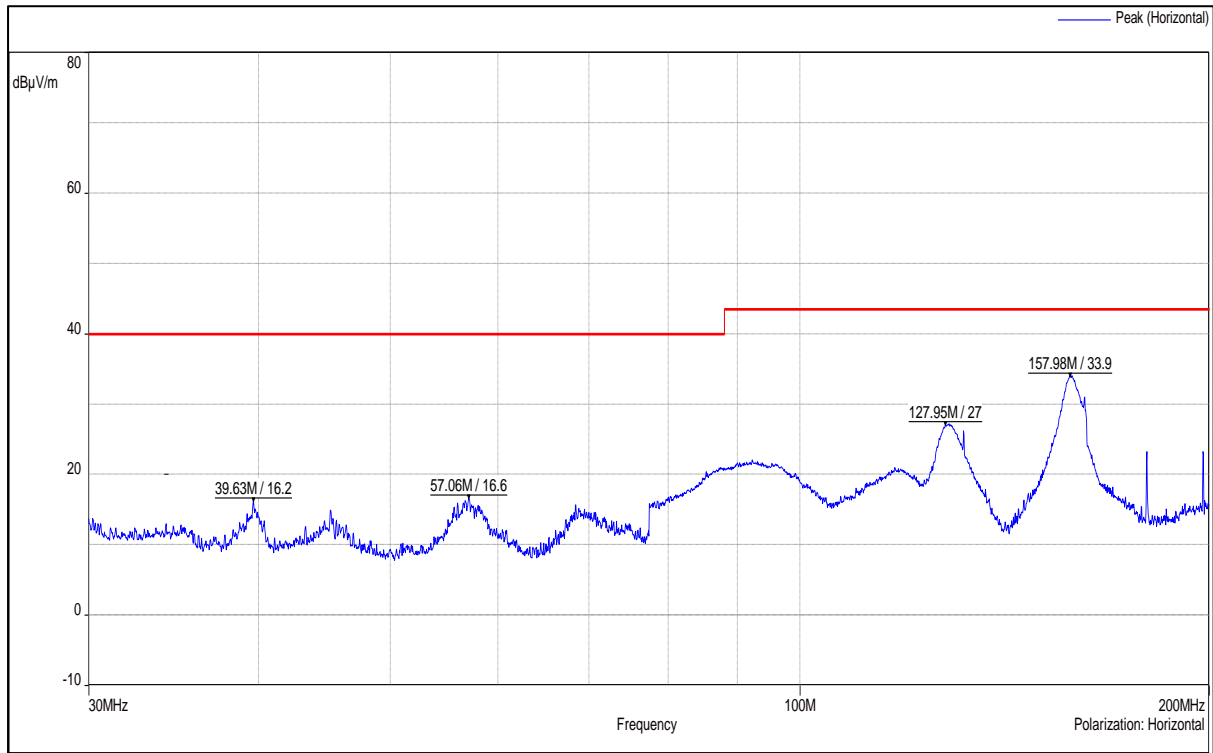
Test results for frequency range 30MHz – 1GHz

Antenna Polarization	Measured Frequency (MHz)	Measured Value (dBµV/m)	Limit (dBµV/m)	Margin (dB)
Vertical	39.54	29.10	40.00	-10.90
	52.68	26.00	40.00	-14.00
	132.00	25.60	43.50	-17.90
	162.00	27.90	43.50	-15.60
	238.64	9.99	46.00	-36.01
	395.99	12.90	46.00	-33.10
	653.45	14.90	46.00	-31.10
Horizontal	39.63	16.20	40.00	-23.80
	57.06	16.60	43.50	-26.90
	127.95	27.00	43.50	-16.50
	157.98	33.93	43.50	-9.57
	263.99	3.93	46.00	-42.07
	395.99	18.70	46.00	-27.30
	659.84	14.20	46.00	-31.80



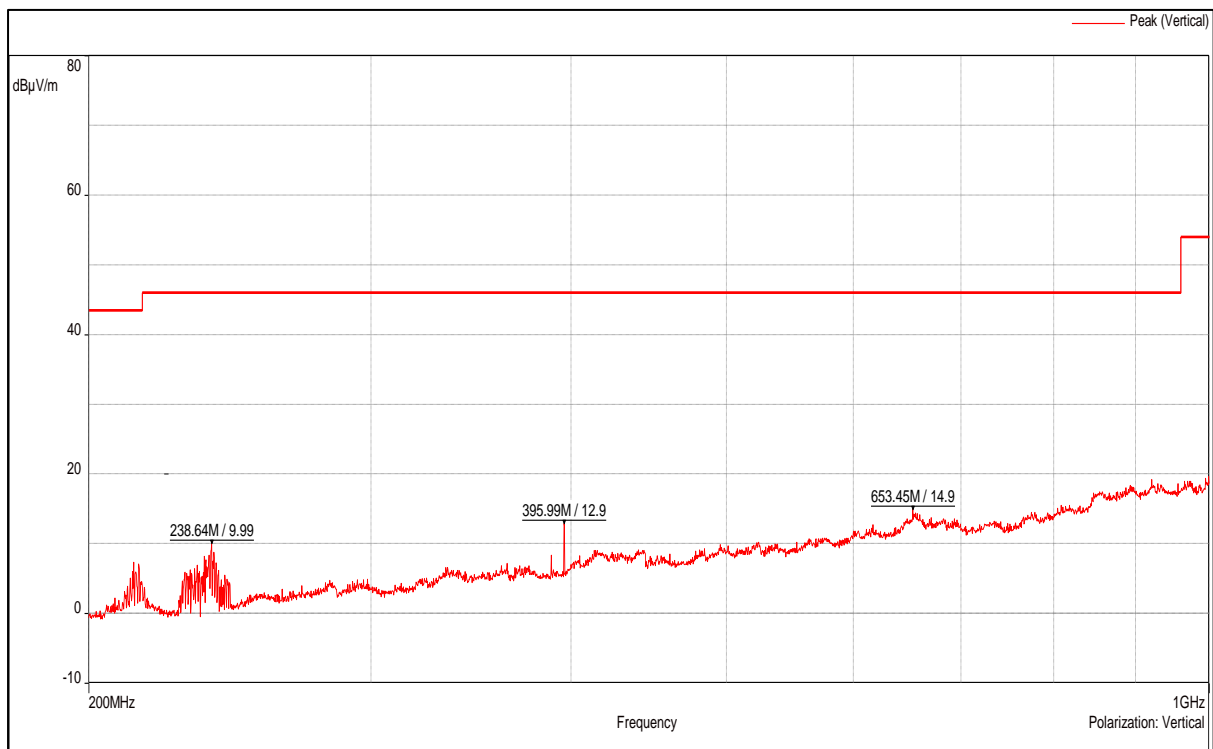
Channel Frequency 30MHz – 200MHz

Polarization Vertical



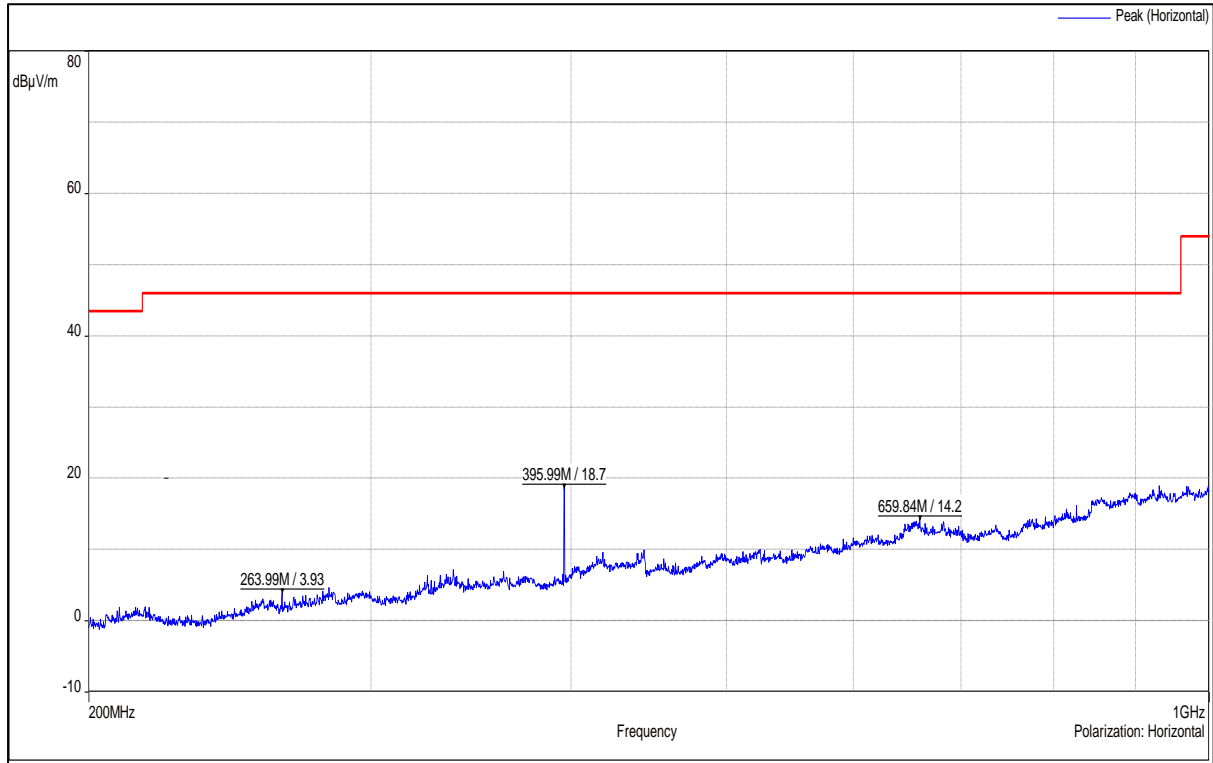
Channel Frequency 30MHz – 200MHz

Polarization Horizontal



Channel Frequency 200MHz – 1GHz

Polarization Vertical



Channel Frequency 200MHz – 1GHz

Polarization Horizontal

Prüfbericht - Nr.:
Test Report No.:

IN23WDIF 001

Seite 285 von 300
Page 285 of 300

Test results for the frequencies above 1GHz

Antenna Type: MAF94367(Omni Directional Antenna) RPSMA Results

Data Rate(Mbps)	Channel Frequency (MHz)	Measured Frequency (MHz)	Polarization	Measured Emission (dBµV/m)	Limit (dBµV/m)	Margin (dB)
1	2402	2390(Pk)	Vertical	39.22	74.00*	-34.78
		2390(Av)		25.27	54.00*	-28.73
		2402(Pk)		103.66	-	-
		2402(Av)		98.03	-	-
		4804(Pk)		41.44	74.00	-32.56
		4804(Av)		29.84	54.00	-24.16
		7206(Pk)		47.16	74.00	-26.84
		7206(Av)		35.26	54.00	-18.74
		2390(Pk)	Horizontal	37.74	74.00*	-36.26
		2390(Av)		25.03	54.00*	-28.97
		2402(Pk)		100.19	-	-
		2402(Av)		94.58	-	-
		4804(Pk)		41.82	74.00	-32.18
		4804(Av)		29.62	54.00	-24.38
		7206(Pk)		46.82	74.00	-27.18
		7206(Av)		35.27	54.00	-18.73
	2440	Vertical	2440(Pk)	103.81	-	-
			2440(Av)	98.16	-	-
			4880(Pk)	41.85	74.00	-32.15
			4880(Av)	30.31	54.00	-23.69
			7320(Pk)	47.69	74.00	-26.31
			7320(Av)	35.26	54.00	-18.74
		Horizontal	2440(Pk)	100.58	-	-
			2440(Av)	94.93	-	-
			4880(Pk)	41.26	74.00	-32.74
			4880(Av)	29.58	54.00	-24.42
	2480	Vertical	7320(Pk)	48.86	74.00	-25.14
			7320(Av)	35.25	54.00	-18.75
			2480(Pk)	102.72	-	-
			2480(Av)	96.94	-	-
			2483.5(Pk)	42.59	74.00*	-31.41
			2483.5(Av)	29.31	54.00*	-24.69
			4960(Pk)	42.53	74.00	-31.47
			4960(Av)	30.56	54.00	-23.44
		Horizontal	7440(Pk)	46.97	74.00	-27.03
			7440(Av)	35.30	54.00	-18.70
2480(Pk)			98.50	-	-	
2480(Av)			92.73	-	-	
2483.5(Pk)			39.51	74.00*	-34.49	
2483.5(Av)			26.83	54.00*	-27.17	
2480	Horizontal	4960(Pk)	41.96	74.00	-32.04	
		4960(Av)	29.38	54.00	-24.62	
		7440(Pk)	47.41	74.00	-26.59	
		7440(Av)	35.33	54.00	-18.67	

* : Indicate restricted band of operation §15.205
 - : Fundamental Frequency
 Pk: Peak Detector; Av: Average Detector

Prüfbericht - Nr.:
Test Report No.:

IN23WDIF 001

Seite 286 von 300
Page 286 of 300

Data Rate (Mbps)	Channel Frequency (MHz)	Measured Frequency (MHz)	Polarization	Measured Emission (dBµV/m)	Limit (dBµV/m)	Margin (dB)		
2	2402	2390(Pk)	Vertical	38.65	74.00*	-35.35		
		2390(Av)		26.23	54.00*	-27.77		
		2402(Pk)		105.16	-	-		
		2402(Av)		91.89	-	-		
		4804(Pk)		41.74	74.00	-32.26		
		4804(Av)		29.67	54.00	-24.33		
		7206(Pk)		48.00	74.00	-26.00		
		7206(Av)		35.26	54.00	-18.74		
		2390(Pk)	Horizontal	37.80	74.00*	-36.20		
		2390(Av)		24.54	54.00*	-29.46		
		2402(Pk)		100.07	-	-		
		2402(Av)		86.81	-	-		
		4804(Pk)		42.68	74.00	-31.32		
		4804(Av)		29.61	54.00	-24.39		
		7206(Pk)		48.64	74.00	-25.36		
		7206(Av)		35.23	54.00	-18.77		
	2440	Vertical	2440(Pk)	105.02	-	-		
			2440(Av)	91.83	-	-		
			4880(Pk)	41.66	74.00	-32.34		
			4880(Av)	29.68	54.00	-24.32		
			7320(Pk)	47.71	74.00	-26.29		
			7320(Av)	35.26	54.00	-18.74		
			Horizontal	2440(Pk)	100.38	-	-	
				2440(Av)	87.18	-	-	
		4880(Pk)		41.56	74.00	-32.44		
		4880(Av)		29.56	54.00	-24.44		
		7320(Pk)		47.40	74.00	-26.60		
		7320(Av)		35.23	54.00	-18.77		
		2480		Vertical	2480(Pk)	102.85	-	-
					2480(Av)	89.42	-	-
			2483.5(Pk)		43.72	74.00*	-30.28	
			2483.5(Av)		28.17	54.00*	-25.83	
	4960(Pk)		41.72		74.00	-32.28		
	4960(Av)		29.63		54.00	-24.37		
	7440(Pk)		47.34		74.00	-26.66		
	7440(Av)		35.32		54.00	-18.68		
	Horizontal		2480(Pk)	98.66	-	-		
			2480(Av)	85.22	-	-		
			2483.5(Pk)	40.36	74.00*	-33.64		
			2483.5(Av)	26.09	54.00*	-27.91		
			4960(Pk)	41.31	74.00	-32.69		
			4960(Av)	29.33	54.00	-24.67		
			7440(Pk)	47.58	74.00	-26.42		
			7440(Av)	35.32	54.00	-18.68		

* : Indicate restricted band of operation §15.205

- : Fundamental Frequency

Pk: Peak Detector; Av: Average Detector

Antenna Type: 1001932PT (Flex/PCB) MIMO Antenna Results

Data Rate (Mbps)	Channel Frequency (MHz)	Measured Frequency (MHz)	Polarization	Measured Emission (dBµV/m)	Limit (dBµV/m)	Margin (dB)
1	2402	2390(Pk)	Vertical	37.36	74.00*	-36.64
		2390(Av)		24.52	54.00*	-29.48
		2402(Pk)		97.62	-	-
		2402(Av)		91.90	-	-
		4804(Pk)		41.79	74.00	-32.21
		4804(Av)		29.58	54.00	-24.42
		7206(Pk)		47.71	74.00	-26.29
		7206(Av)		35.20	54.00	-18.80
		2390(Pk)		Horizontal	38.37	74.00*
		2390(Av)	25.07		54.00*	-28.93
		2402(Pk)	101.45		-	-
		2402(Av)	95.74		-	-
		4804(Pk)	41.34		74.00	-32.66
		4804(Av)	29.69		54.00	-24.31
		7206(Pk)	47.26		74.00	-26.74
		7206(Av)	35.19		54.00	-18.81
		2440(Pk)	Vertical		98.43	-
		2440(Av)		92.70	-	-
	4880(Pk)	41.72		74.00	-32.28	
	4880(Av)	29.60		54.00	-24.40	
	7320(Pk)	47.82		74.00	-26.18	
	7320(Av)	35.26		54.00	-18.74	
	2440(Pk)	Horizontal		102.60	-	-
	2440(Av)			96.86	-	-
	4880(Pk)			43.46	74.00	-30.54
	4880(Av)		30.08	54.00	-23.92	
	7320(Pk)		48.58	74.00	-25.42	
	7320(Av)		35.23	54.00	-18.77	
	2480(Pk)	Vertical	94.32	-	-	
	2480(Av)		88.53	-	-	
	2483.5(Pk)		38.78	74.00*	-35.22	
	2483.5(Av)		25.70	54.00*	-28.30	
	4960(Pk)		41.72	74.00	-32.28	
	4960(Av)		29.32	54.00	-24.68	
	7440(Pk)		48.16	74.00	-25.84	
	7440(Av)		35.26	54.00	-18.74	
2480(Pk)	Horizontal		100.76	-	-	
2480(Av)			94.98	-	-	
2483.5(Pk)			43.12	74.00*	-30.88	
2483.5(Av)			28.36	54.00*	-25.64	
4960(Pk)		42.16	74.00	-31.84		
4960(Av)		30.25	54.00	-23.75		
7440(Pk)		47.87	74.00	-26.13		
7440(Av)		35.30	54.00	-18.70		

* : Indicate restricted band of operation §15.205

- : Fundamental Frequency

Pk: Peak Detector; Av: Average Detector

Data Rate (Mbps)	Channel Frequency (MHz)	Measured Frequency (MHz)	Polarization	Measured Emission (dBµV/m)	Limit (dBµV/m)	Margin (dB)	
2	2402	2390(Pk)	Vertical	37.22	74.00*	-36.78	
		2390(Av)		24.49	54.00*	-29.51	
		2402(Pk)		98.08	-	-	
		2402(Av)		84.70	-	-	
		4804(Pk)		41.69	74.00	-32.31	
		4804(Av)		29.58	54.00	-24.42	
		7206(Pk)		46.96	74.00	-27.04	
		7206(Av)		35.16	54.00	-18.84	
		2390(Pk)		Horizontal	37.76	74.00*	-36.24
		2390(Av)	24.97		54.00*	-29.03	
		2402(Pk)	101.58		-	-	
		2402(Av)	88.24		-	-	
		4804(Pk)	42.32		74.00	-31.68	
		4804(Av)	29.61		54.00	-24.39	
		7206(Pk)	47.80		74.00	-26.20	
		7206(Av)	35.16		54.00	-18.84	
		2440	Vertical		2440(Pk)	98.28	-
				2440(Av)	84.89	-	-
	4880(Pk)			41.96	74.00	-32.04	
	4880(Av)			29.55	54.00	-24.45	
	7320(Pk)			47.49	74.00	-26.51	
	7320(Av)			35.19	54.00	-18.81	
	Horizontal		2440(Pk)	102.66	-	-	
			2440(Av)	89.29	-	-	
			4880(Pk)	41.44	74.00	-32.56	
			4880(Av)	29.63	54.00	-24.37	
			7320(Pk)	47.23	74.00	-26.77	
			7320(Av)	35.20	54.00	-18.80	
	2480	Vertical	2480(Pk)	94.60	-	-	
			2480(Av)	81.18	-	-	
			2483.5(Pk)	39.28	74.00*	-34.72	
			2483.5(Av)	25.26	54.00*	-28.74	
			4960(Pk)	41.02	74.00	-32.98	
			4960(Av)	29.32	54.00	-24.68	
			7440(Pk)	47.22	74.00	-26.78	
			7440(Av)	35.27	54.00	-18.73	
Horizontal		2480(Pk)	100.87	-	-		
		2480(Av)	87.45	-	-		
		2483.5(Pk)	42.57	74.00*	-31.43		
		2483.5(Av)	27.18	54.00*	-26.82		
		4960(Pk)	42.07	74.00	-31.93		
		4960(Av)	29.50	54.00	-24.50		
		7440(Pk)	48.34	74.00	-25.66		
		7440(Av)	35.24	54.00	-18.76		

* : Indicate restricted band of operation §15.205

- : Fundamental Frequency

Pk: Peak Detector; Av: Average Detector

Antenna Type: FPA3020-10A (Flex/PCB) MIMO Antenna Results

Data Rate (Mbps)	Channel Frequency (MHz)	Measured Frequency (MHz)	Polarization	Measured Emission (dBµV/m)	Limit (dBµV/m)	Margin (dB)		
1	2402	2390(Pk)	Vertical	38.09	74.00*	-35.91		
		2390(Av)		24.66	54.00*	-29.34		
		2402(Pk)		95.89	-	-		
		2402(Av)		90.13	-	-		
		4804(Pk)		41.72	74.00	-32.28		
		4804(Av)		29.63	54.00	-24.37		
		7206(Pk)		46.97	74.00	-27.03		
		7206(Av)		35.25	54.00	-18.75		
		2390(Pk)		Horizontal	37.68	74.00*	-36.32	
		2390(Av)	24.63		54.00*	-29.37		
		2402(Pk)	96.68		-	-		
		2402(Av)	90.93		-	-		
		4804(Pk)	41.90		74.00	-32.10		
		4804(Av)	29.62		54.00	-24.38		
		7206(Pk)	47.31		74.00	-26.69		
		7206(Av)	35.20		54.00	-18.80		
		2440	Vertical		2440(Pk)	Vertical	95.86	-
				2440(Av)	90.06		-	-
	4880(Pk)			41.88	74.00		-32.12	
	4880(Av)			29.58	54.00		-24.42	
	7320(Pk)			47.47	74.00		-26.53	
	7320(Av)			35.22	54.00		-18.78	
	Horizontal		2440(Pk)	Horizontal	97.63	-	-	
			2440(Av)		91.84	-	-	
			4880(Pk)		42.91	74.00	-31.09	
			4880(Av)		29.60	54.00	-24.40	
			7320(Pk)		47.45	74.00	-26.55	
			7320(Av)		35.29	54.00	-18.71	
	2480	Vertical	2480(Pk)	Vertical	91.27	-	-	
			2480(Av)		85.51	-	-	
			2483.5(Pk)		37.86	74.00*	-36.14	
			2483.5(Av)		25.08	54.00*	-28.92	
			4960(Pk)		41.68	74.00	-32.32	
			4960(Av)		29.36	54.00	-24.64	
			7440(Pk)		47.44	74.00	-26.56	
			7440(Av)		35.28	54.00	-18.72	
Horizontal		2480(Pk)	Horizontal	92.26	-	-		
		2480(Av)		86.48	-	-		
		2483.5(Pk)		37.78	74.00*	-36.22		
		2483.5(Av)		25.17	54.00*	-28.83		
		4960(Pk)		41.85	74.00	-32.15		
		4960(Av)		29.36	54.00	-24.64		
7440(Pk)	48.03	74.00	-25.97					
7440(Av)	35.27	54.00	-18.73					

* : Indicate restricted band of operation §15.205

- : Fundamental Frequency

Pk: Peak Detector; Av: Average Detector

Prüfbericht - Nr.:
Test Report No.:

IN23WDIF 001

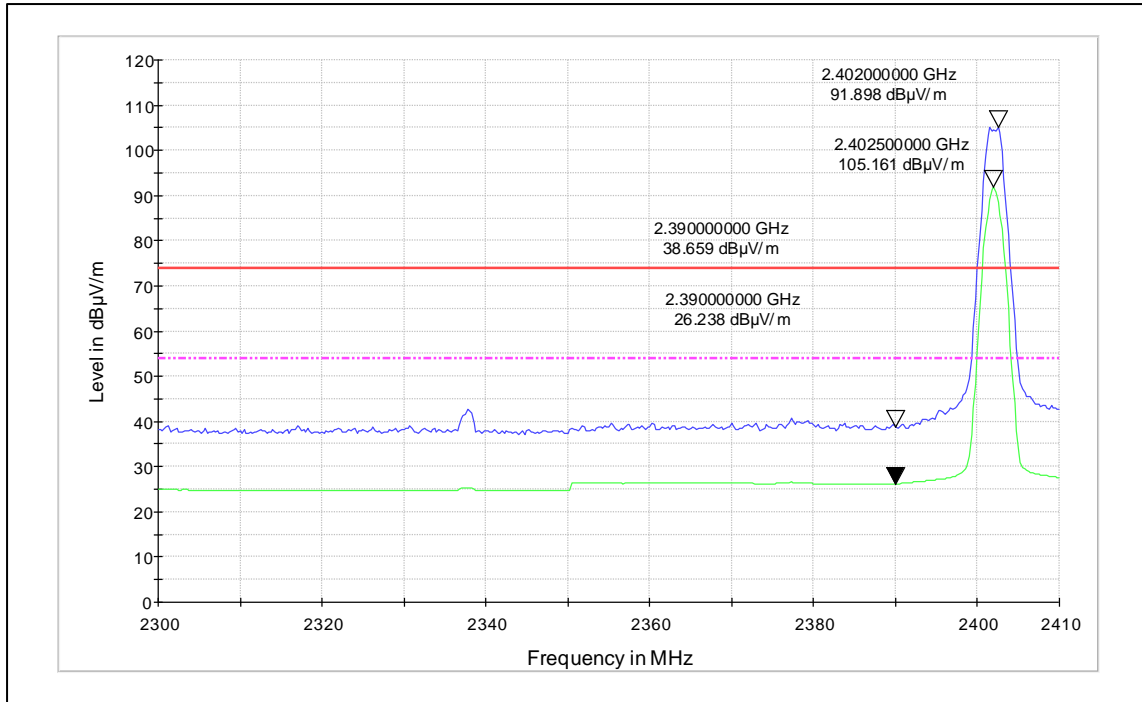
Seite 290 von 300
Page 290 of 300

Data rate (Mbps)	Channel Frequency (MHz)	Measured Frequency (MHz)	Polarization	Measured Emission (dBµV/m)	Limit (dBµV/m)	Margin (dB)	
2	2402	2390(Pk)	Vertical	37.39	74.00	-36.61	
		2390(Av)		24.57	54.00	-29.43	
		2402(Pk)		96.34	-	-	
		2402(Av)		82.92	-	-	
		4804(Pk)		42.08	74.00	-31.92	
		4804(Av)		29.63	54.00	-24.37	
		7206(Pk)		47.98	74.00	-26.02	
		7206(Av)		35.24	54.00	-18.76	
		2390(Pk)		37.94	74.00	-36.06	
		2390(Av)	24.59	54.00	-29.41		
		2402(Pk)	97.59	-	-		
		2402(Av)	84.16	-	-		
		4804(Pk)	41.87	74.00	-32.13		
		4804(Av)	29.62	54.00	-24.38		
		7206(Pk)	47.14	74.00	-26.86		
		7206(Av)	35.20	54.00	-18.80		
		2440	Vertical	2440(Pk)	96.05	-	-
				2440(Av)	82.59	-	-
	4880(Pk)			41.62	74.00	-32.38	
	4880(Av)			29.62	54.00	-24.38	
	7320(Pk)			46.95	74.00	-27.05	
	7320(Av)			35.32	54.00	-18.68	
	Horizontal		2440(Pk)	97.56	-	-	
			2440(Av)	84.11	-	-	
			4880(Pk)	41.48	74.00	-32.52	
			4880(Av)	29.62	54.00	-24.38	
			7320(Pk)	47.63	74.00	-26.37	
			7320(Av)	35.24	54.00	-18.76	
	2480	Vertical	2480(Pk)	91.45	-	-	
			2480(Av)	78.04	-	-	
			2483.5(Pk)	38.36	74.00	-35.64	
			2483.5(Av)	24.81	54.00	-29.19	
			4960(Pk)	41.93	74.00	-32.07	
			4960(Av)	29.41	54.00	-24.59	
			7440(Pk)	47.52	74.00	-26.48	
			7440(Av)	35.34	54.00	-18.66	
2480(Pk)			92.61	-	-		
Horizontal		2480(Av)	79.16	-	-		
		2483.5(Pk)	39.46	74.00	-34.54		
		2483.5(Av)	25.00	54.00	-29.00		
		4960(Pk)	41.44	74.00	-32.56		
		4960(Av)	29.39	54.00	-24.61		
		7440(Pk)	48.16	74.00	-25.84		
		7440(Av)	35.33	54.00	-18.67		

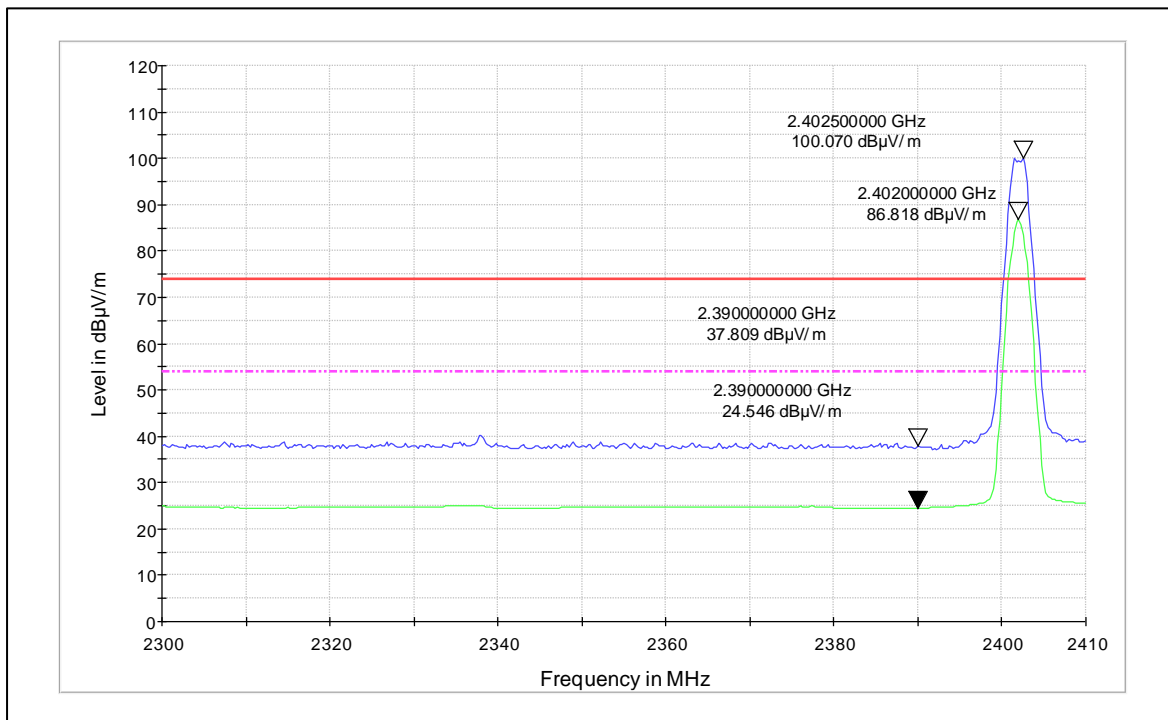
* : Indicate restricted band of operation §15.205
 - : Fundamental Frequency
 Pk: Peak Detector; Av: Average Detector

Worst Case Plots reported

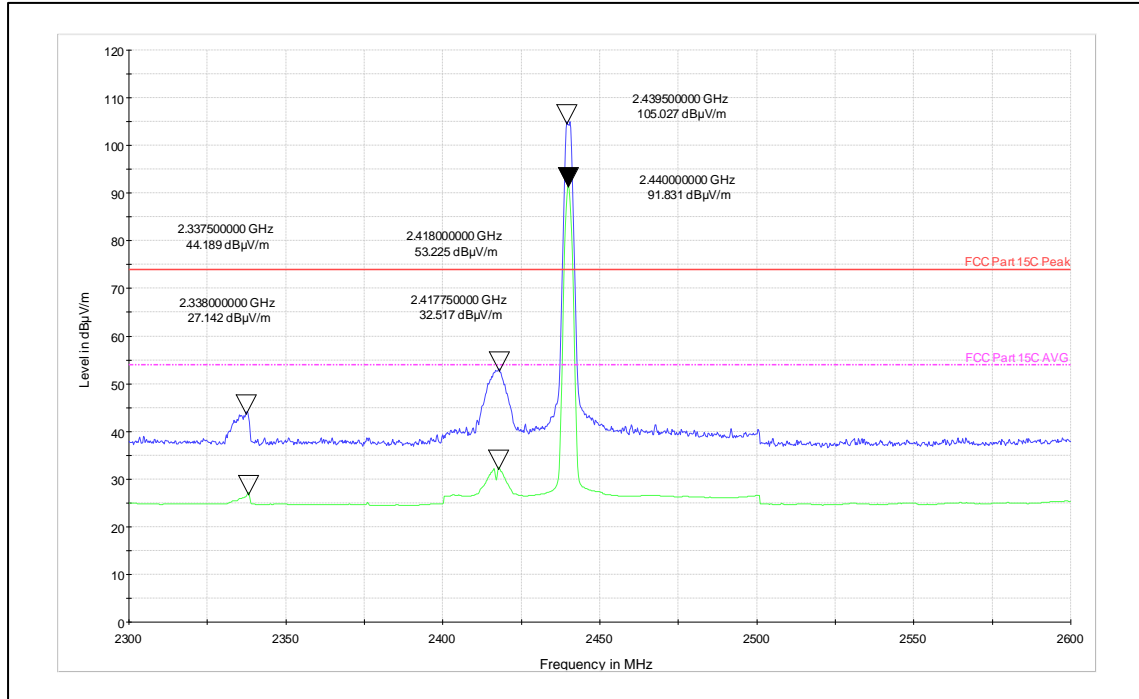
Channel Frequency-2402MHz_Vertical



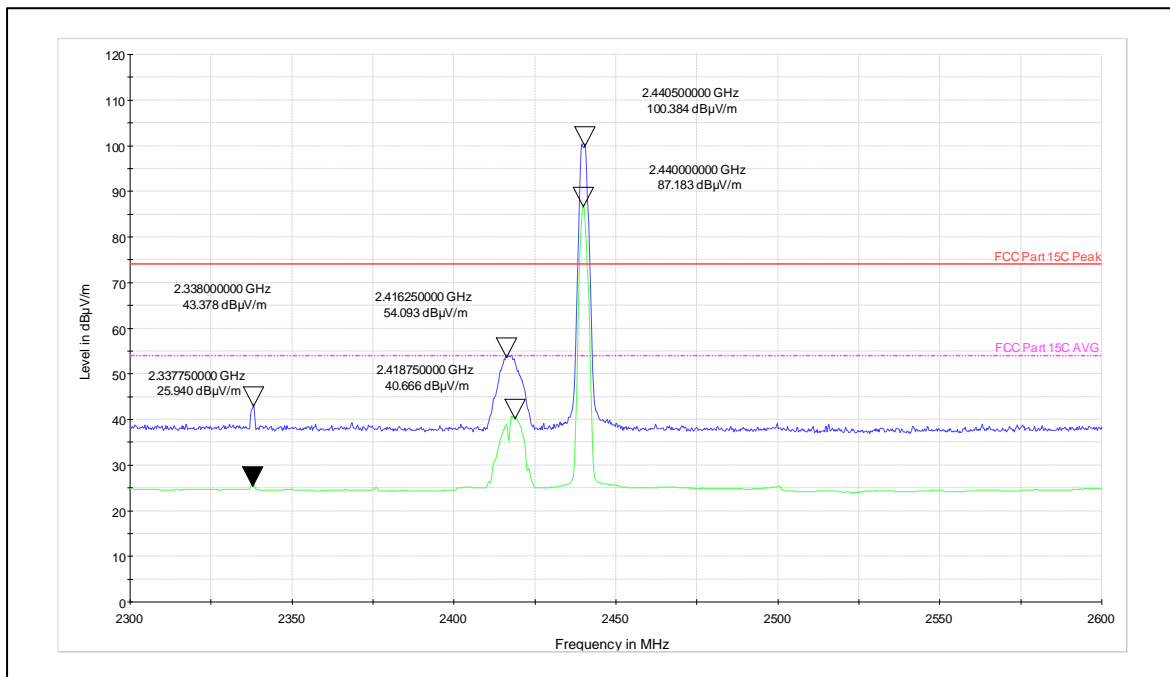
Channel Frequency-2402MHz_Horizontal



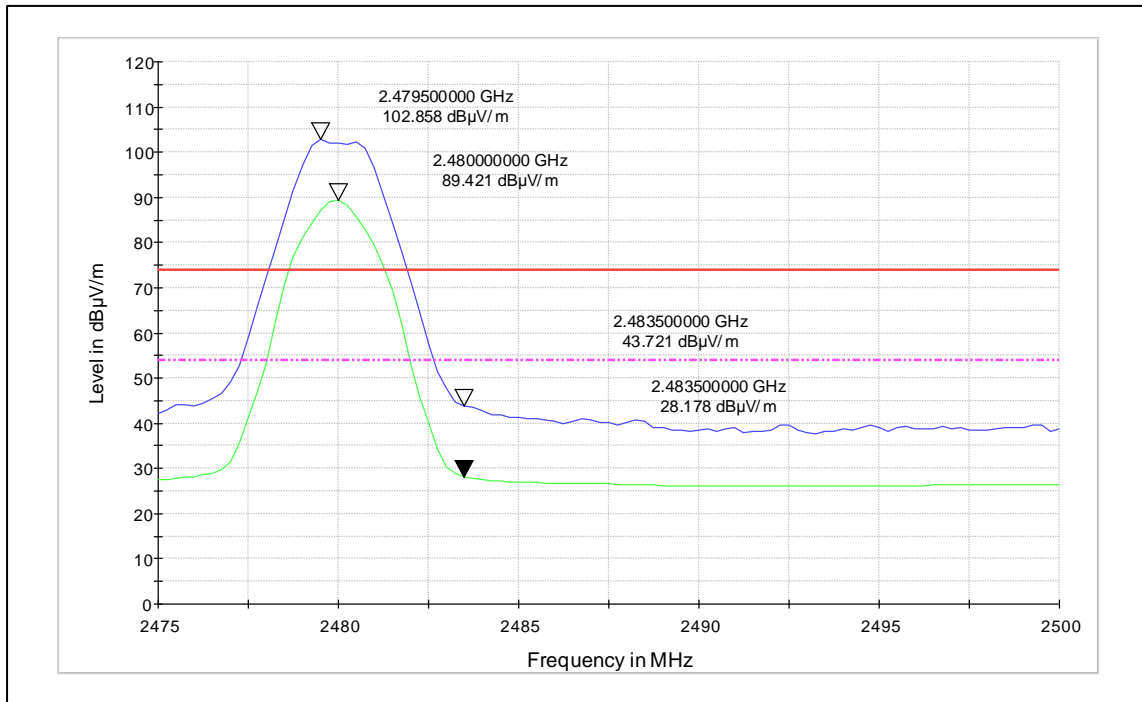
Channel Frequency-2440MHz_Vertical



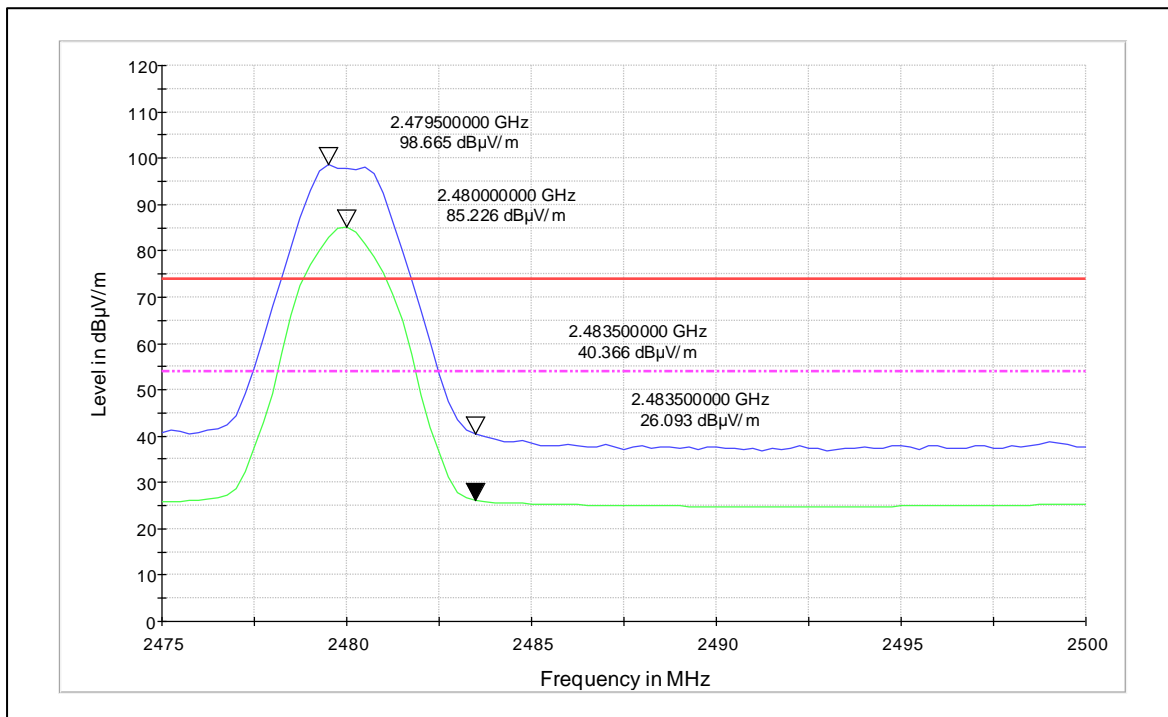
Channel Frequency-2440MHz_Horizontal



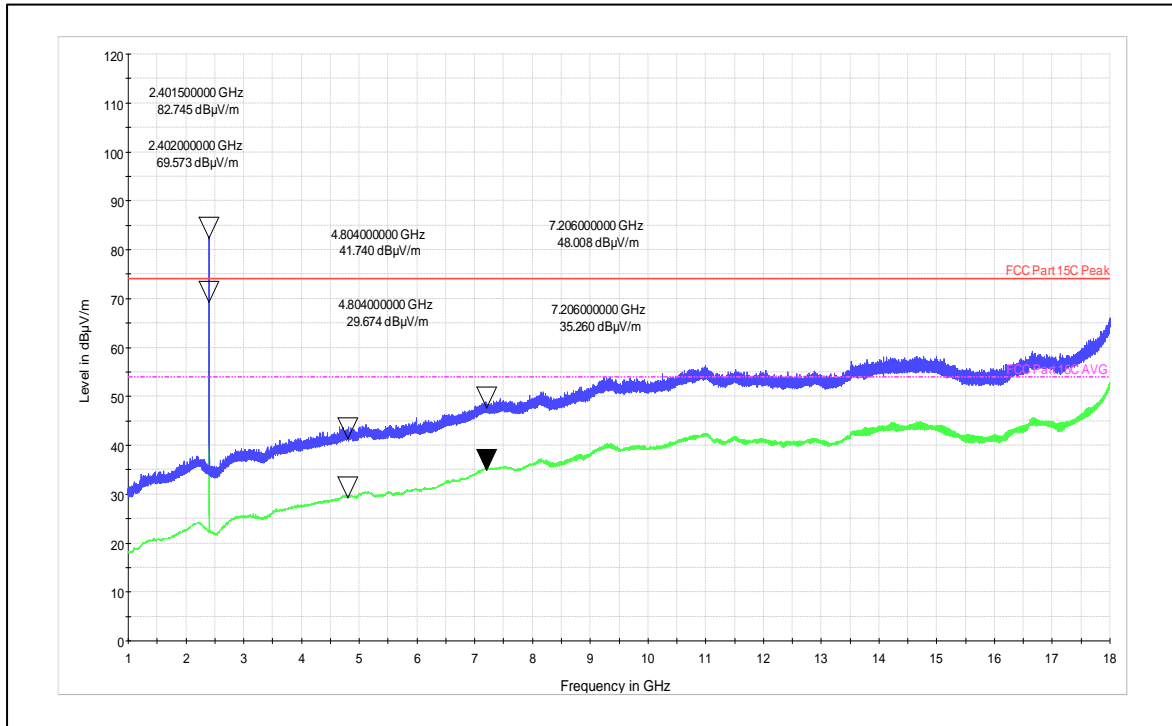
Channel Frequency-2480MHz_Vertical



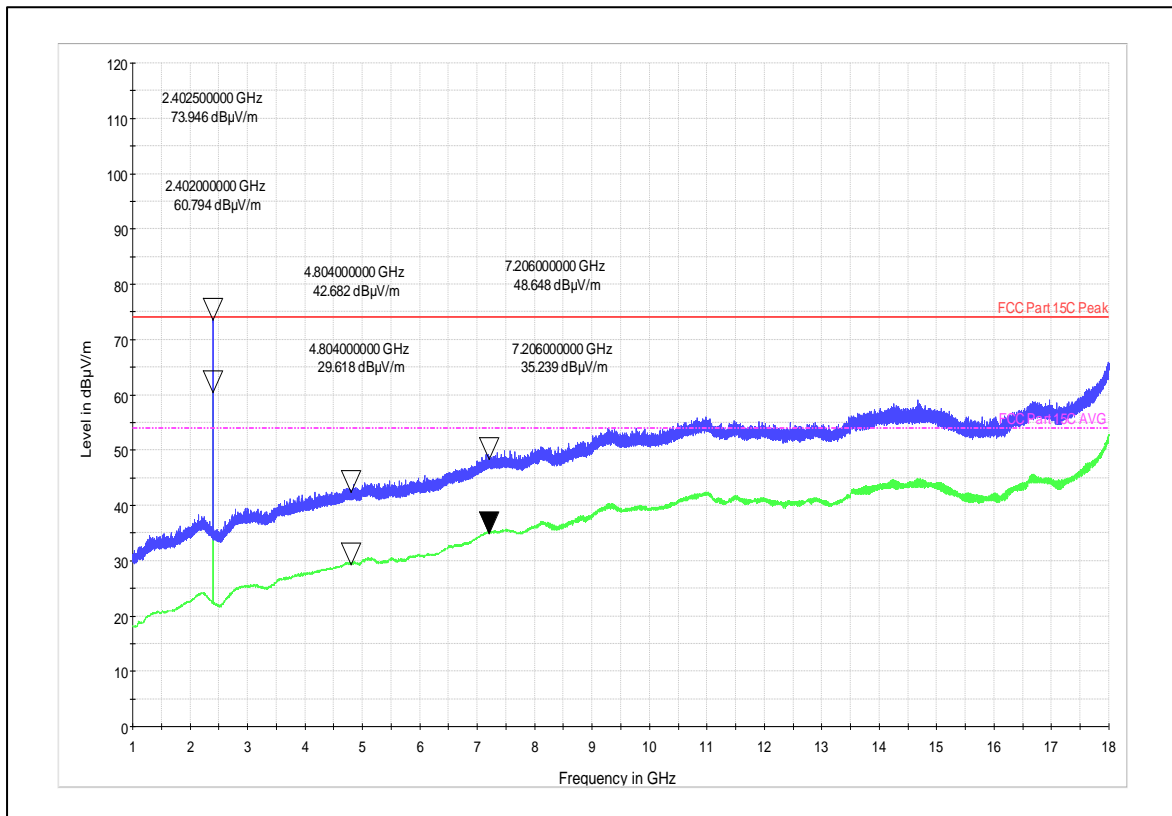
Channel Frequency-2480MHz_Horizontal



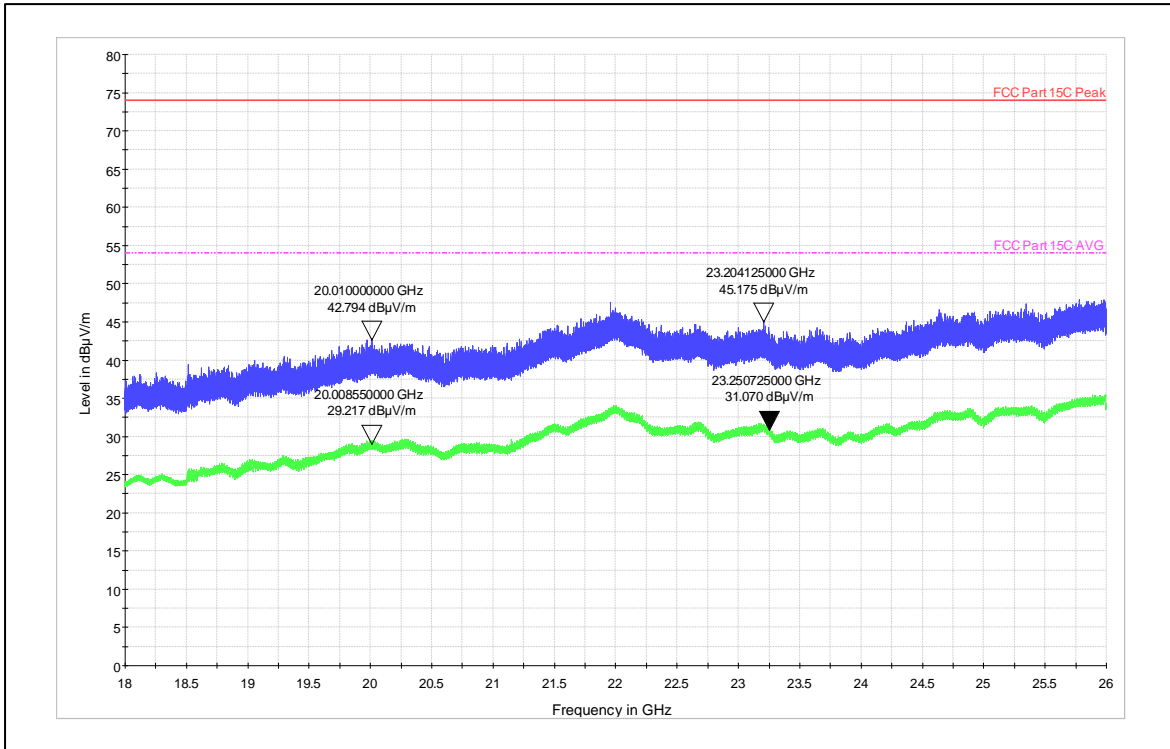
Channel Frequency-2402MHz_Vertical_1-18GHz



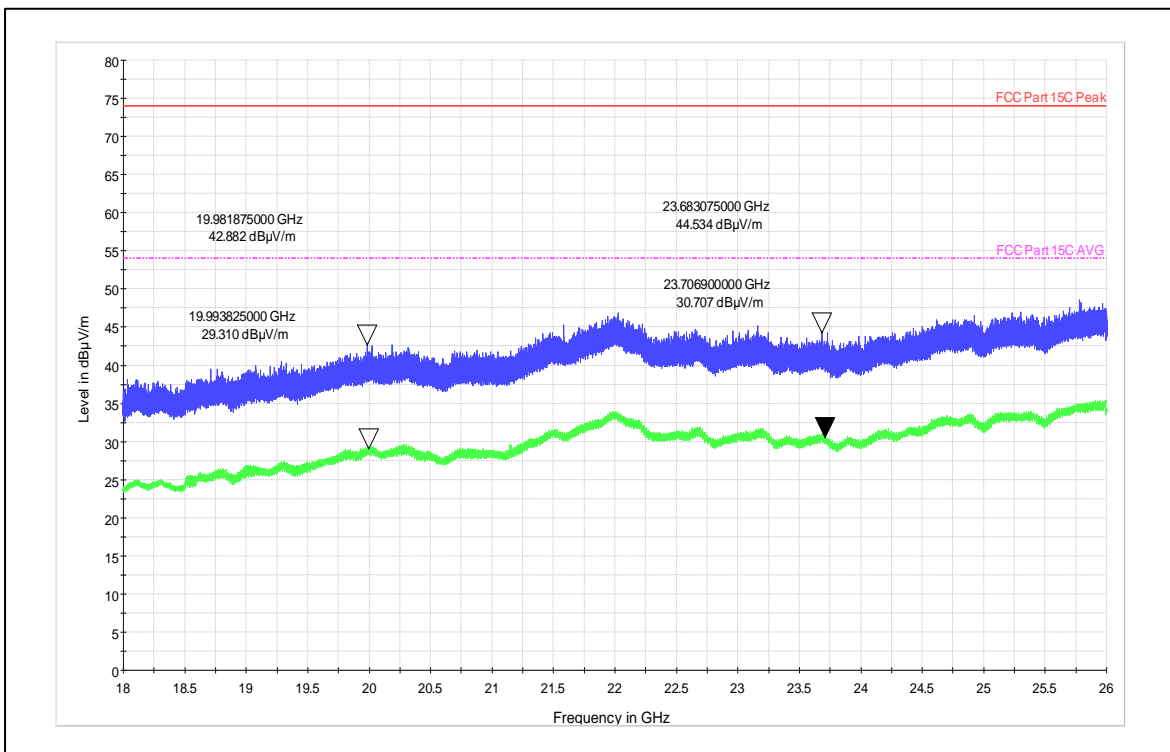
Channel Frequency-2402MHz_Horizontal_1-18GHz



Channel Frequency-Vertical_18GHz - 40GHz



Channel Frequency-Horizontal_18GHz - 40GHz



Prüfbericht - Nr.:
Test Report No.:

IN23WDIF 001

Seite 296 von 300
Page 296 of 300

9 Conducted Spurious Emission Test on AC Power Line

Result

Pass

Test Specification : FCC Part 15 Section 15.207 / RSS Gen Issue 5 Section 8.8
 Test Method : ANSI C 63.10-2013
 Testing Location : Screened room
 Measurement Bandwidth : 9kHz
 Frequency Range : 150kHz – 30MHz
 Supply Voltage : 110VAC,60Hz
 Test Method : Refer TEST METHODOLOGY

Limits of section 15.207

Frequency of emission (MHz)	QP Limit (dBµV)	AV Limit (dBµV)
0.15 – 0.5	66 – 56*	56 – 46*
0.5 – 5	56	46
5 – 30	60	50

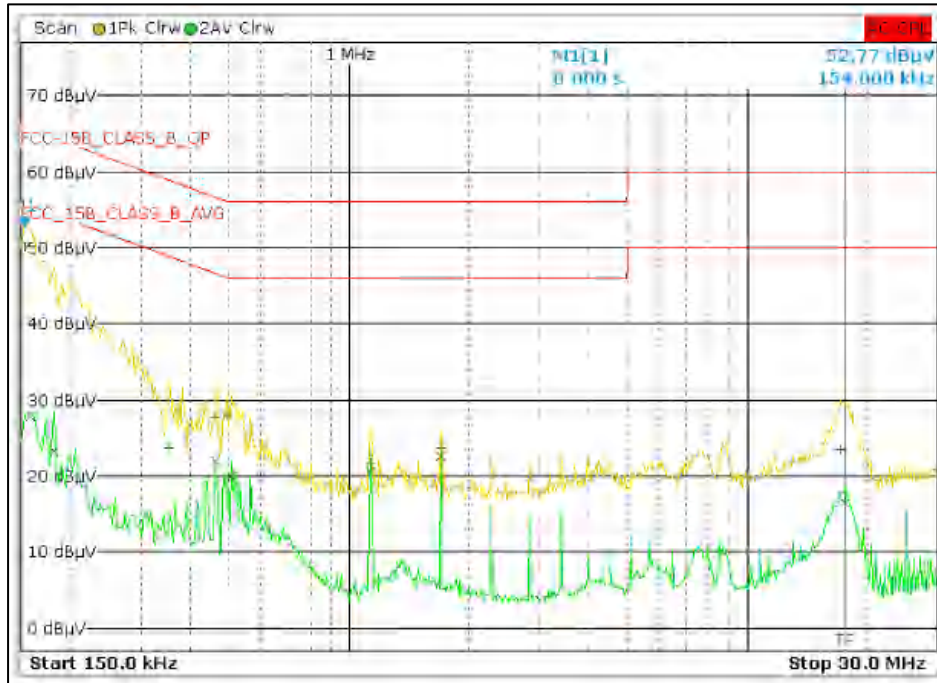
* Decreases with the logarithm of the frequency

Test Conditions:

Normal Temperature = +24°C Voltage (V norm) = 110V AC (Through AC to DC Adapter) Relative Humidity = 64%

Test result:

Power: 110V 60HZ_LINE

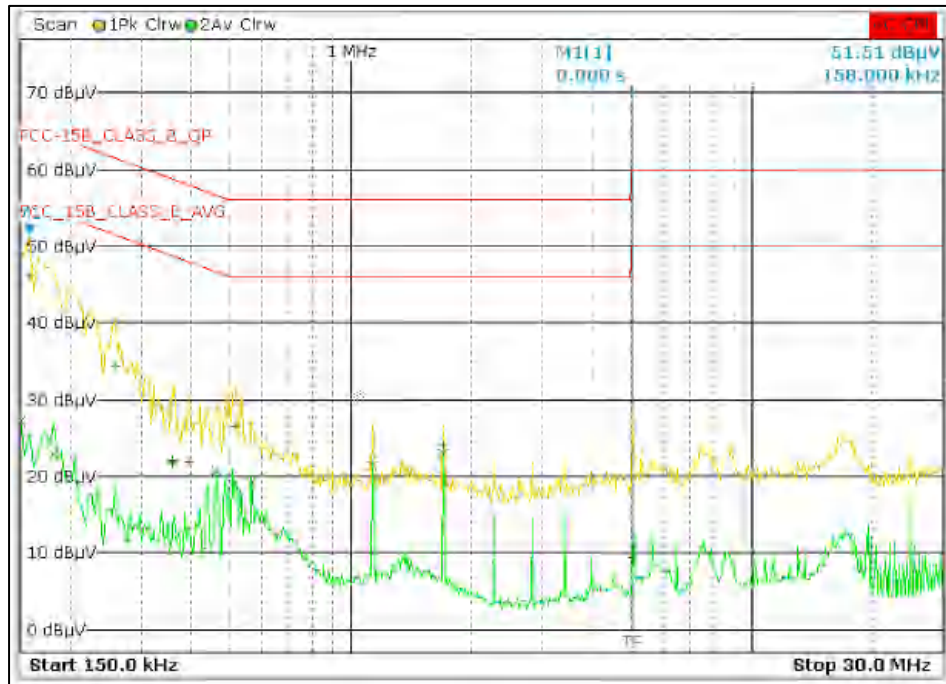


Line Graph

Trace	Frequency	Level (dBµV)	Phase	Detector	Delta Limit (dB)
1	154.000000000 kHz	50.20		Quasi Peak	-15.58
2	1.702000000 MHz	22.70		Average	-23.30
2	462.000000000 kHz	21.96		Average	-24.70
2	1.134000000 MHz	20.59		Average	-25.41
2	506.000000000 kHz	19.96		Average	-26.04
2	158.000000000 kHz	27.82		Average	-27.75
1	494.000000000 kHz	27.97		Quasi Peak	-28.13
1	462.000000000 kHz	27.73		Quasi Peak	-28.93
2	182.000000000 kHz	23.32		Average	-31.07
1	1.702000000 MHz	33.65		Quasi Peak	-32.31
2	17.558000000 MHz	16.60		Average	-33.40
1	1.134000000 MHz	21.83		Quasi Peak	-34.17
1	354.000000000 kHz	23.74		Quasi Peak	-35.23
1	17.206000000 MHz	23.44		Quasi Peak	-36.56

Line Table

Power: 110V60Hz_NEUTRAL



Neutral Graph

Trace	Frequency	Level (dBµV)	Phase	Detector	Delta Limit(dB)
1	158.000000000 kHz	46.23		Quasi Peak	-19.34
2	1.702000000 MHz	23.02		Average	-22.93
2	1.134000000 MHz	21.40		Average	-24.60
2	462.000000000 kHz	20.64		Average	-26.02
2	566.000000000 kHz	19.17		Average	-26.83
2	506.000000000 kHz	18.92		Average	-27.08
1	258.000000000 kHz	34.31		Quasi Peak	-27.19
2	150.000000000 kHz	27.21		Average	-28.79
1	514.000000000 kHz	26.41		Quasi Peak	-29.59
2	182.000000000 kHz	22.79		Average	-31.60
1	1.702000000 MHz	24.01		Quasi Peak	-31.99
1	394.000000000 kHz	21.96		Quasi Peak	-36.02
1	394.000000000 kHz	21.90		Quasi Peak	-36.08
1	358.000000000 kHz	22.14		Quasi Peak	-36.63
1	358.000000000 kHz	21.94		Quasi Peak	-36.83
1	358.000000000 kHz	21.68		Quasi Peak	-37.09
1	5.034000000 MHz	9.29		Quasi Peak	-50.71

Neutral Table

10 LIST OF TABLES

Table 1: List of test and measurement instruments	7
Table 2: Instrument application Software versions	7
Table 3: Ratings and System Details as declared by Client*	8
Table 4: Measurement Uncertainty	9
Table 5: List of Wi-Fi center Frequencies	10
Table 6: List of BLE Center frequencies	11
Table 7: Transmitter limits for Radiated emission	180
Table 8: Transmitter limits for Radiated emission	281

11 LIST OF FIGURES

Figure 1: Frequency Range 9 kHz- 30 MHz	14
Figure 2: Frequency Range 30 MHz – 200 MHz	14
Figure 3: Frequency Range 200 MHz - 1GHz	15
Figure 4: Frequency Range above 1 GHz	15

12 Power level used for testing

Wi-Fi 2.4GHz

Channel Band Width	Mode	Data rate	Channels	MAF94367 (Omni Directional Antenna)	1001932PT (Flex/PCB) Antenna	FPA3020-10A (Flex/PCB) Antenna	
20 MHz	b	1	Low	19.0	19.0	19.0	
			Mid	19.0	19.0	19.0	
			High	19.0	19.0	19.0	
		11	Low	19.0	19.0	19.0	
			Mid	19.0	19.0	19.0	
			High	19.0	19.0	19.0	
	g	6	Low	18.0	18.0	18.0	
			Mid	19.0	19.0	19.0	
			High	18.0	16.0	18.0	
		54	Low	17.0	17.0	17.0	
			Mid	17.0	17.0	17.0	
			High	17.0	17.0	17.0	
	n	MCS 0	Low	17.0	16.0	19.0	
			Mid	19.0	19.0	19.0	
			High	17.0	14.0	17.0	
		MCS 7	Low	16.0	16.0	16.0	
			Mid	16.0	16.0	16.0	
			High	16.0	15.0	16.0	
		ac	MCS 0	Low	17.0	17.0	19.0
				Mid	19.0	19.0	19.0
				High	17.0	14.0	17.0
	MCS 8		Low	15.0	15.0	15.0	
			Mid	15.0	15.0	15.0	
			High	15.0	15.0	15.0	
ax	MCS 0	Low	17.0	14.0	18.0		
		Mid	19.0	19.0	19.0		
		High	17.0	14.0	16.0		
	MCS 11	Low	14.0	14.0	14.0		
		Mid	14.0	14.0	14.0		
		High	14.0	14.0	14.0		

Prüfbericht - Nr.:
Test Report No.:

IN23WDIF 001

Seite 300 von 300
Page 300 of 300

Channel Band Width	Mode	Data rate	Channels	MAF94367 (Omni Directional Antenna)	1001932PT (Flex/PCB) Antenna	FPA3020-10A (Flex/PCB) Antenna
40 MHz	n	MCS 0	Low	17.0	13.0	16.0
			Mid	19.0	19.0	19.0
			High	17.0	13.0	15.0
		MCS 7	Low	16.0	16.0	16.0
			Mid	16.0	16.0	19.0
			High	16.0	13.0	17.0
	ac	MCS 0	Low	15.0	15.0	17.0
			Mid	19.0	19.0	19.0
			High	16.0	13.0	15.0
		MCS 8	Low	15.0	15.0	17.0
			Mid	15.0	15.0	19.0
			High	15.0	15.0	15.0
	ax	MCS 0	Low	16.0	14.0	17.0
			Mid	19.0	19.0	19.0
			High	15.0	12.0	16.0
		MCS 11	Low	14.0	13.0	14.0
			Mid	14.0	14.0	14.0
			High	14.0	14.0	14.0

BLE 2.4GHz

Channel BandWidth	Data rate (Mbps)	Channels	MAF94367 (Omni Directional Antenna)	1001932PT (Flex/PCB) Antenna	FPA3020-10A (Flex/PCB) Antenna
2MHz	1	Low	8	8	8
		Mid	8	8	8
		High	8	8	8
	2	Low	8	8	8
		Mid	8	8	8
		High	8	8	8

*****END OF TEST REPORT*****