

RF Test Setup Photo


Test Mode: Mode 1

Description: Front View Conducted Emission Test Setup for Power Port




Test Mode: Mode 1


Description: Front View Conducted Emission Test Setup for Power Port



Description: Radiated Spurious Emissions Test Setup for Below 1GHz




Description: Radiated Spurious Emissions Test Setup for Above 1GHz



SAR Test Setup Photograph

Description: Extremity Front position with 0mm gap



Description: Extremity Back position with 0mm gap



Description: Extremity Left position with 0mm gap



Description: Extremity Right position with 0mm gap



Description: Extremity Top position with 0mm gap



Description: Extremity Bottom position with 0mm gap

