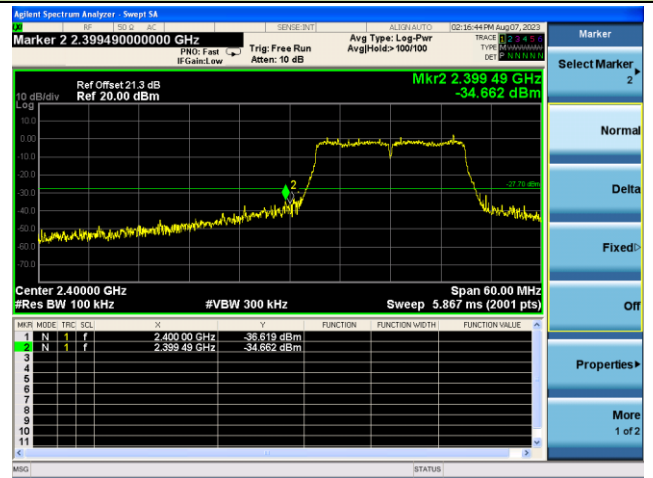


802.11n-HT20 Out-of-Band Emissions

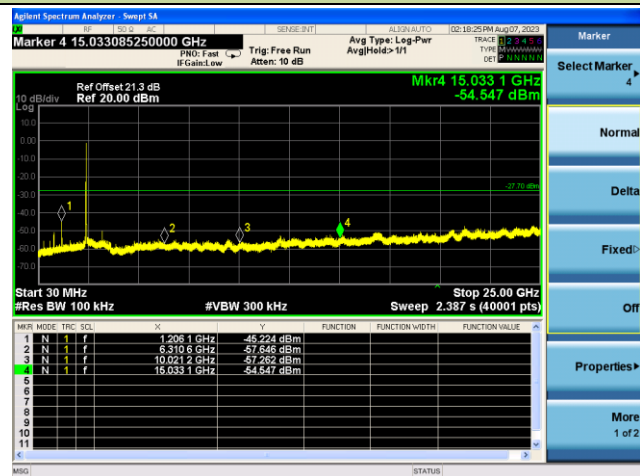
Channel 01 (2412MHz)

100kHz PSD Reference Level

Low Band Edge



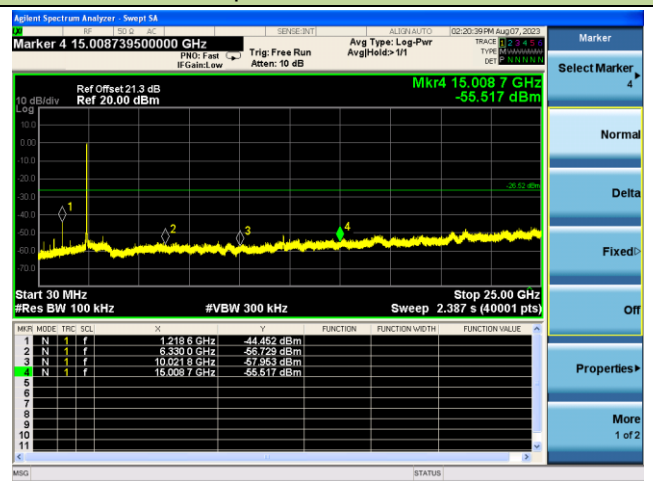
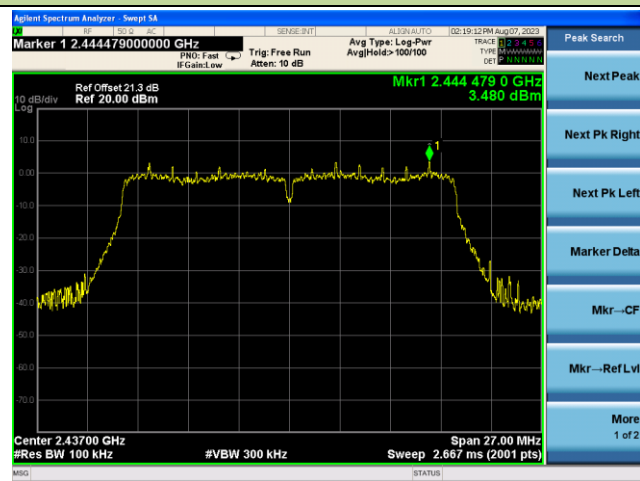
Spurious Emission



Channel 06 (2437MHz)

100kHz PSD Reference Level

Spurious Emission

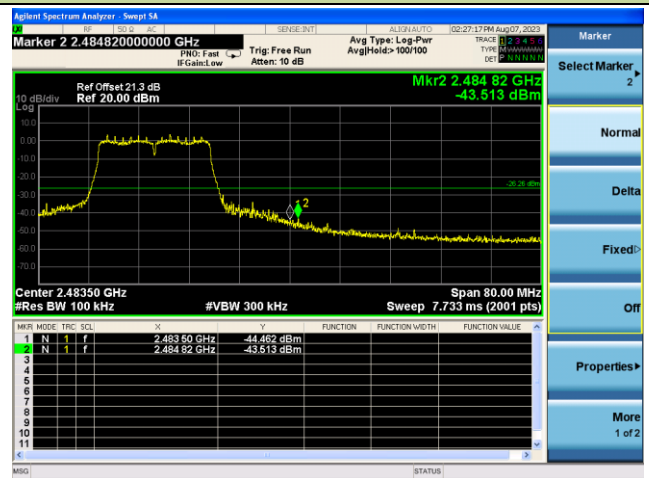
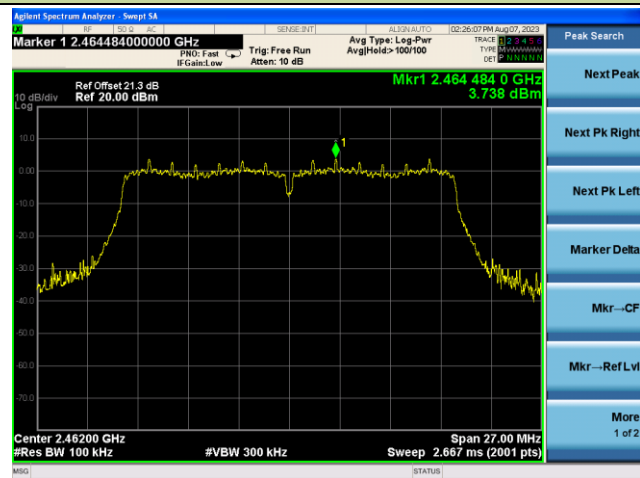


802.11n-HT20 Out-of-Band Emissions

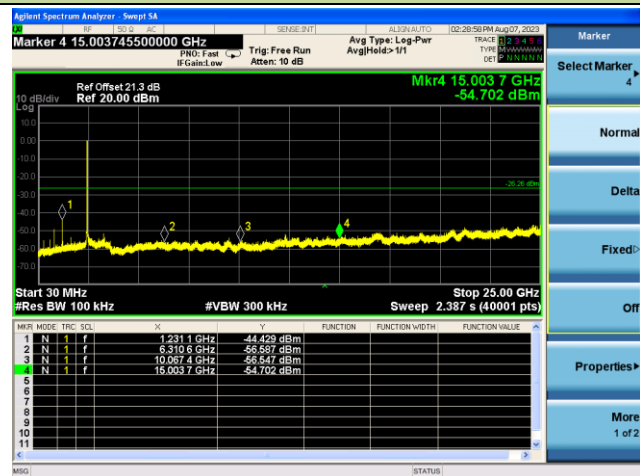
Channel 11 (2462MHz)

100kHz PSD Reference Level

High Band Edge



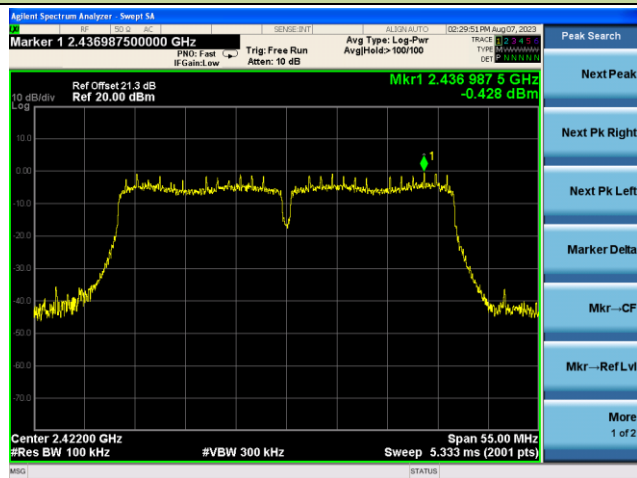
Spurious Emission



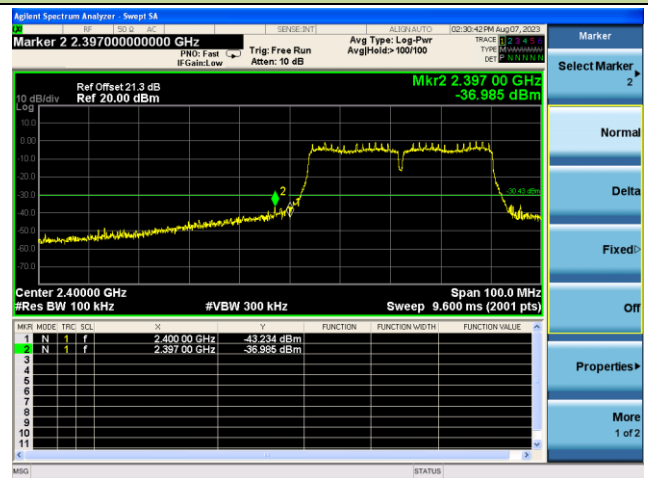
802.11n-HT40 Out-of-Band Emissions

Channel 03 (2422MHz)

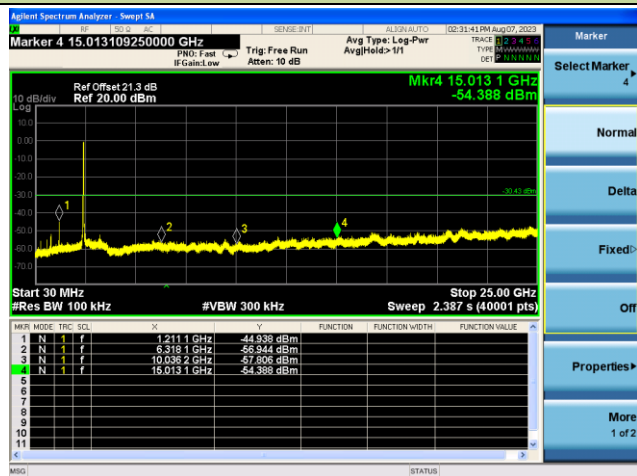
100kHz PSD Reference Level



Low Band Edge

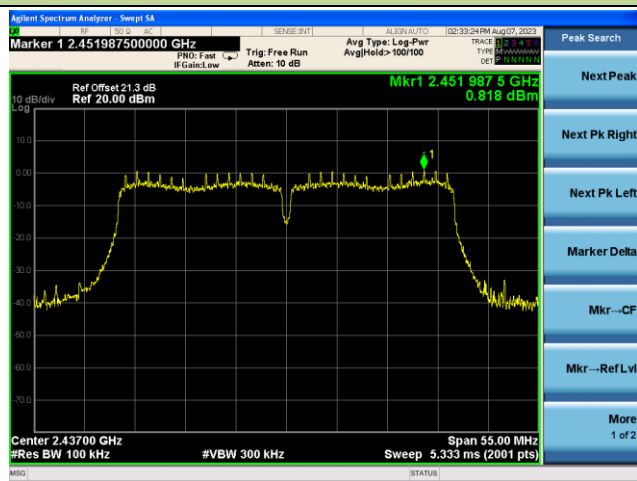


Spurious Emission

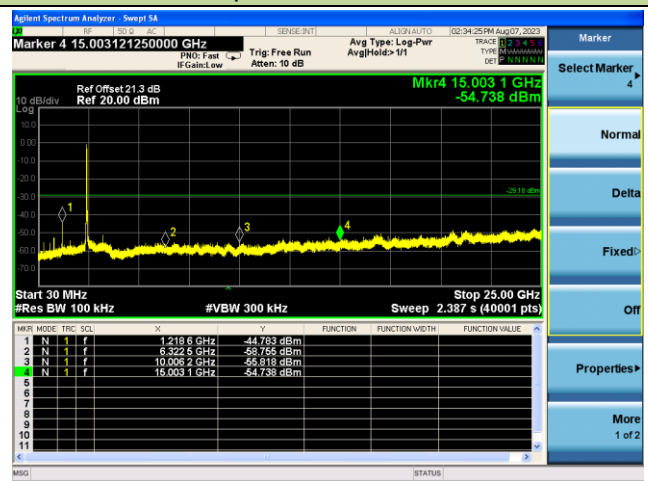


Channel 06 (2437MHz)

100kHz PSD Reference Level



Spurious Emission

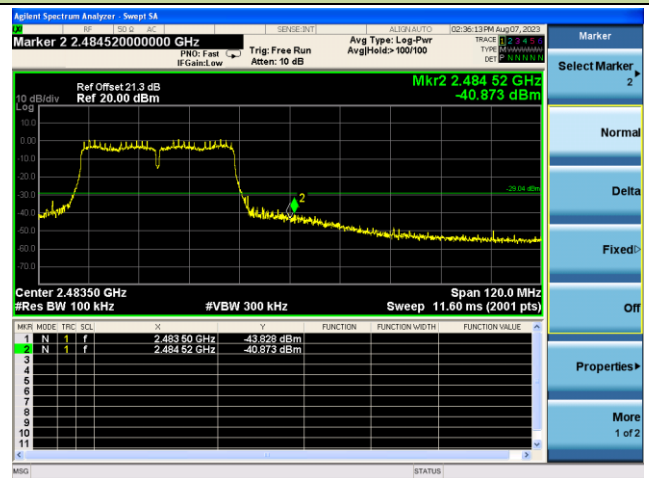
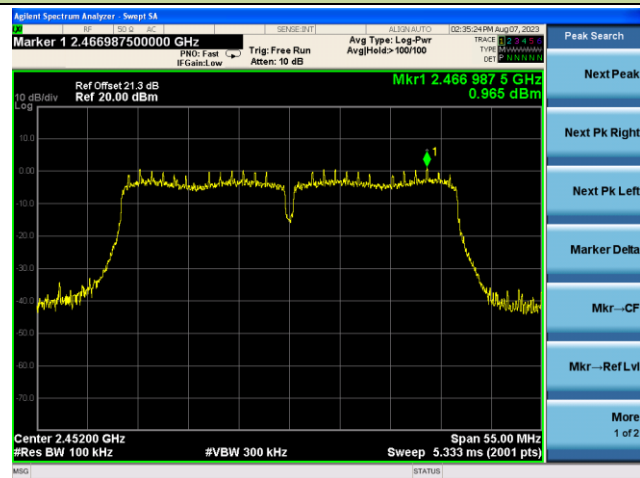


802.11n-HT40 Out-of-Band Emissions

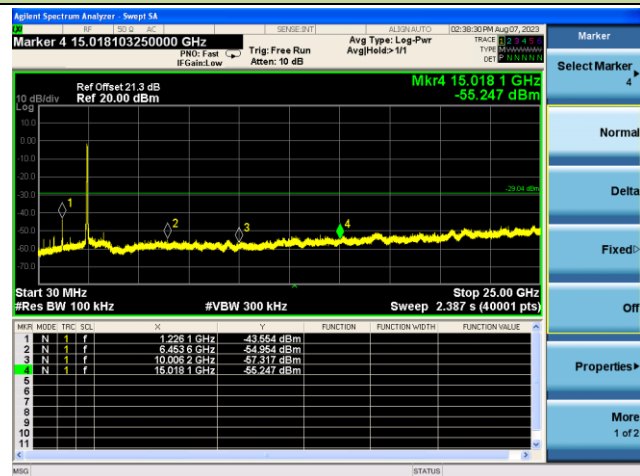
Channel 09 (2452MHz)

100kHz PSD Reference Level

High Band Edge



Spurious Emission



A.6 Radiated Spurious Emission Test Result

Test Site	NS-AC1	Test Engineer	Flag Yang
Test Date	2023-08-04	Test Mode:	802.11b
Remark:	1. Average measurement was not performed if peak level lower than average limit. 2. Other frequency was 20dB below limit line within 1-18GHz, there is not show in the report.		

Test Channel	Frequency (MHz)	Reading Level (dBμV)	Factor (dB/m)	Measure Level (dBμV/m)	Limit (dBμV/m)	Margin (dB)	Detector	Polarization
01	4825.0	47.7	1.7	49.4	74.0	-24.6	Peak	Horizontal
	8165.5	36.3	9.0	45.3	74.0	-28.7	Peak	Horizontal
	12058.1	36.0	14.8	50.8	74.0	-23.2	Peak	Horizontal
	12058.1	29.1	14.8	43.9	54.0	-10.1	Average	Horizontal
	4825.0	46.9	1.7	48.6	74.0	-25.4	Peak	Vertical
	12061.1	40.1	14.9	55.0	74.0	-19.0	Peak	Vertical
	12061.1	34.5	14.9	49.4	54.0	-4.6	Average	Vertical
	14472.0	39.6	18.2	57.8	74.0	-16.2	Peak	Vertical
	14472.0	33.5	18.2	51.7	54.0	-2.3	Average	Vertical
06	4876.0	48.8	1.5	50.3	74.0	-23.7	Peak	Horizontal
	12186.1	38.7	14.9	53.6	74.0	-20.4	Peak	Horizontal
	12186.1	32.2	14.9	47.1	54.0	-6.9	Average	Horizontal
	14621.9	39.8	17.9	57.7	74.0	-16.3	Peak	Horizontal
	14621.9	33.8	17.9	51.7	54.0	-2.3	Average	Horizontal
	4876.0	47.1	1.5	48.6	74.0	-25.4	Peak	Vertical
	12186.0	40.4	14.9	55.3	74.0	-18.7	Peak	Vertical
	12186.0	34.4	14.9	49.3	54.0	-4.7	Average	Vertical
	14622.0	40.8	17.9	58.7	74.0	-15.3	Peak	Vertical
	14622.0	35.3	17.9	53.2	54.0	-0.8	Average	Vertical
11	4927.0	47.8	1.4	49.2	74.0	-24.8	Peak	Horizontal
	12311.2	40.2	14.5	54.7	74.0	-19.3	Peak	Horizontal
	12311.2	32.9	14.5	47.4	54.0	-6.6	Average	Horizontal
	14772.0	40.3	18.4	58.7	74.0	-15.3	Peak	Horizontal
	14772.0	34.2	18.4	52.6	54.0	-1.4	Average	Horizontal
	4927.0	46.8	1.4	48.2	74.0	-25.8	Peak	Vertical
	12311.1	42.8	14.5	57.3	74.0	-16.7	Peak	Vertical
	12311.1	38.0	14.5	52.5	54.0	-1.5	Average	Vertical
	14772.0	40.0	18.4	58.4	74.0	-15.6	Peak	Vertical

	14772.0	34.6	18.4	53.0	54.0	-1.0	Average	Vertical
Note: Measure Level (dB μ V/m) = Reading Level (dB μ V) + Factor (dB/m)								
Factor (dB/m) = Cable Loss (dB) + Antenna Factor (dB/m) - Pre_Amplifier Gain (dB)								

Test Site	NS-AC1	Test Engineer	Flag Yang
Test Date	2023-08-04	Test Mode:	802.11g
Remark:	1. Average measurement was not performed if peak level lower than average limit. 2. Other frequency was 20dB below limit line within 1-18GHz, there is not show in the report.		

Test Channel	Frequency (MHz)	Reading Level (dBμV)	Factor (dB/m)	Measure Level (dBμV/m)	Limit (dBμV/m)	Margin (dB)	Detector	Polarization
01	3609.5	42.9	-1.7	41.2	74.0	-32.8	Peak	Horizontal
	4825.0	44.7	1.7	46.4	74.0	-27.6	Peak	Horizontal
	9321.5	36.8	11.9	48.7	74.0	-25.3	Peak	Horizontal
	4825.0	43.5	1.7	45.2	74.0	-28.8	Peak	Vertical
	8310.0	35.6	9.3	44.9	74.0	-29.1	Peak	Vertical
	12063.2	38.6	14.9	53.5	74.0	-20.5	Peak	Vertical
	12063.2	27.6	14.9	42.5	54.0	-11.5	Average	Vertical
06	4876.0	45.3	1.5	46.8	74.0	-27.2	Peak	Horizontal
	8080.5	37.0	9.3	46.3	74.0	-27.7	Peak	Horizontal
	12185.7	35.9	15.0	50.9	74.0	-23.1	Peak	Horizontal
	12185.7	26.0	15.0	41.0	54.0	-13.0	Average	Horizontal
	4876.0	43.7	1.5	45.2	74.0	-28.8	Peak	Vertical
	7477.0	35.9	10.2	46.1	74.0	-27.9	Peak	Vertical
	12185.9	38.9	14.9	53.8	74.0	-20.2	Peak	Vertical
	12185.9	28.1	14.9	43.0	54.0	-11.0	Average	Vertical
11	4918.5	43.0	1.4	44.4	74.0	-29.6	Peak	Horizontal
	8029.5	36.9	9.5	46.4	74.0	-27.6	Peak	Horizontal
	12309.8	39.5	14.5	54.0	74.0	-20.0	Peak	Horizontal
	12309.8	27.4	14.5	41.9	54.0	-12.1	Average	Horizontal
	4927.0	42.5	1.4	43.9	74.0	-30.1	Peak	Vertical
	8250.5	36.0	9.0	45.0	74.0	-29.0	Peak	Vertical
	12310.0	40.5	14.5	55.0	74.0	-19.0	Peak	Vertical
	12310.0	30.4	14.5	44.9	54.0	-9.1	Average	Vertical

Note: Measure Level (dBμV/m) = Reading Level (dBμV) + Factor (dB/m)

Factor (dB/m) = Cable Loss (dB) + Antenna Factor (dB/m) - Pre_Amplifier Gain (dB)

Test Site	NS-AC1	Test Engineer	Flag Yang
Test Date	2023-08-04	Test Mode:	802.11n-HT20
Remark:	1. Average measurement was not performed if peak level lower than average limit. 2. Other frequency was 20dB below limit line within 1-18GHz, there is not show in the report.		

Test Channel	Frequency (MHz)	Reading Level (dB μ V)	Factor (dB/m)	Measure Level (dB μ V/m)	Limit (dB μ V/m)	Margin (dB)	Detector	Polarization
01	4825.0	43.7	1.7	45.4	74.0	-28.6	Peak	Horizontal
	7358.0	35.7	10.0	45.7	74.0	-28.3	Peak	Horizontal
	10894.0	35.2	15.0	50.2	74.0	-23.8	Peak	Horizontal
	4833.5	41.7	1.6	43.3	74.0	-30.7	Peak	Vertical
	8420.5	36.2	9.9	46.1	74.0	-27.9	Peak	Vertical
	12063.5	37.5	14.9	52.4	54.0	-1.6	Average	Vertical
	12063.5	26.5	14.9	41.4	54.0	-12.6	Peak	Vertical
06	4876.0	45.2	1.5	46.7	74.0	-27.3	Peak	Horizontal
	8250.5	36.0	9.0	45.0	74.0	-29.0	Peak	Horizontal
	12194.5	35.3	14.9	50.2	74.0	-23.8	Peak	Horizontal
	12194.5	25.4	14.9	40.3	54.0	-13.7	Average	Horizontal
	4876.0	44.1	1.5	45.6	74.0	-28.4	Peak	Vertical
	8378.0	36.1	9.9	46.0	74.0	-28.0	Peak	Vertical
	12183.9	35.0	15.0	50.0	74.0	-24.0	Peak	Vertical
	12183.9	25.8	15.0	40.8	54.0	-13.2	Average	Vertical
11	4927.0	44.7	1.4	46.1	74.0	-27.9	Peak	Horizontal
	8089.0	37.2	9.4	46.6	74.0	-27.4	Peak	Horizontal
	12309.8	38.3	14.5	52.8	74.0	-21.2	Peak	Horizontal
	12309.8	27.2	14.5	41.7	54.0	-12.3	Average	Horizontal
	4927.0	41.6	1.4	43.0	74.0	-31.0	Peak	Vertical
	7460.0	36.1	10.3	46.4	74.0	-27.6	Peak	Vertical
	12309.1	41.2	14.5	55.7	74.0	-18.3	Peak	Vertical
	12309.1	30.1	14.5	44.6	54.0	-9.4	Average	Vertical

Note: Measure Level (dB μ V/m) = Reading Level (dB μ V) + Factor (dB/m)

Factor (dB/m) = Cable Loss (dB) + Antenna Factor (dB/m) - Pre_Amplifier Gain (dB)

Test Site	NS-AC1	Test Engineer	Flag Yang
Test Date	2023-08-04	Test Mode:	802.11n-HT40
Remark:	1. Average measurement was not performed if peak level lower than average limit. 2. Other frequency was 20dB below limit line within 1-18GHz, there is not show in the report.		

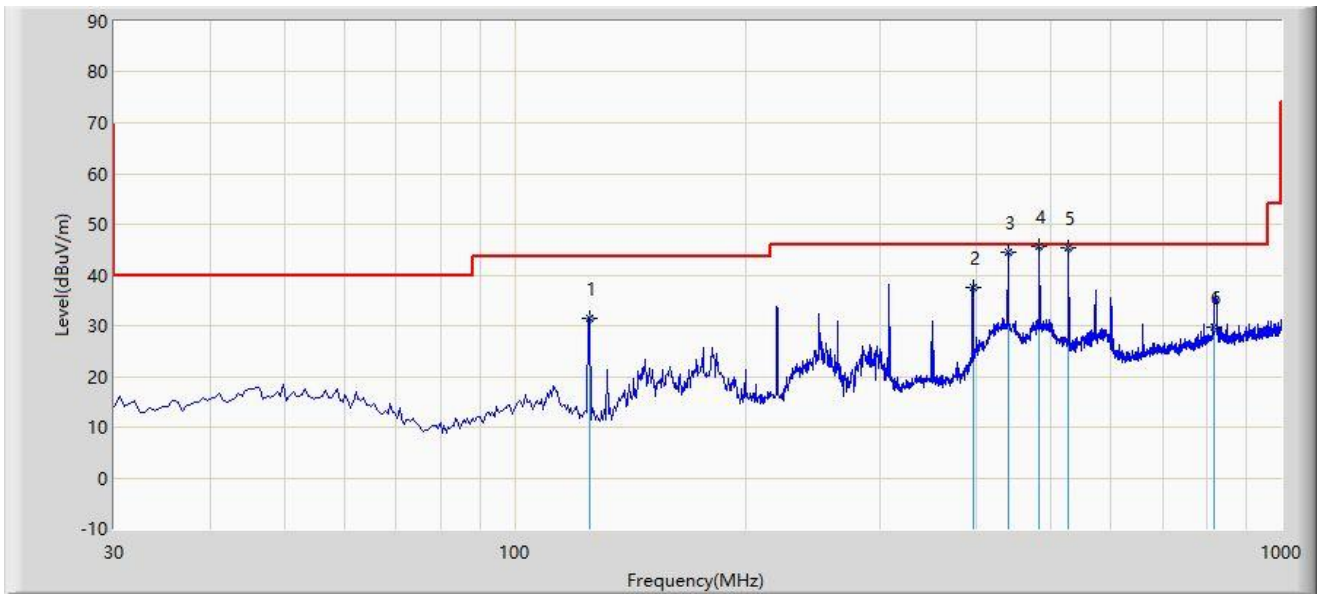
Test Channel	Frequency (MHz)	Reading Level (dBμV)	Factor (dB/m)	Measure Level (dBμV/m)	Limit (dBμV/m)	Margin (dB)	Detector	Polarization
03	4842.0	41.4	1.5	42.9	74.0	-31.1	Peak	Horizontal
	7477.0	35.7	10.2	45.9	74.0	-28.1	Peak	Horizontal
	10877.0	36.1	14.7	50.8	74.0	-23.2	Peak	Horizontal
	4842.0	40.6	1.5	42.1	74.0	-31.9	Peak	Vertical
	10384.0	35.8	14.1	49.9	74.0	-24.1	Peak	Vertical
	12585.5	36.1	14.7	50.8	74.0	-23.2	Peak	Vertical
06	4876.0	42.4	1.5	43.9	74.0	-30.1	Peak	Horizontal
	8361.0	37.2	9.7	46.9	74.0	-27.1	Peak	Horizontal
	10392.5	35.8	14.1	49.9	74.0	-24.1	Peak	Horizontal
	4876.0	40.3	1.5	41.8	74.0	-32.2	Peak	Vertical
	8250.5	38.0	9.0	47.0	74.0	-27.0	Peak	Vertical
	12195.6	35.7	14.9	50.6	74.0	-23.4	Peak	Vertical
	12195.6	26.3	14.9	41.2	54.0	-12.8	Average	Vertical
09	4910.0	41.1	1.5	42.6	74.0	-31.4	Peak	Horizontal
	9355.5	37.1	12.0	49.1	74.0	-24.9	Peak	Horizontal
	11055.5	35.4	15.3	50.7	74.0	-23.3	Peak	Horizontal
	4901.5	39.8	1.5	41.3	74.0	-32.7	Peak	Vertical
	8089.0	37.3	9.4	46.7	74.0	-27.3	Peak	Vertical
	12264.4	35.4	14.6	50.0	74.0	-24.0	Peak	Vertical
	12264.4	26.0	14.6	40.6	54.0	-13.4	Average	Vertical

Note: Measure Level (dBμV/m) = Reading Level (dBμV) + Factor (dB/m)

Factor (dB/m) = Cable Loss (dB) + Antenna Factor (dB/m) - Pre_Amplifier Gain (dB)

The Result of Radiated Emission below 1GHz:

Site: NS-AC1	Time: 2023-08-12
Limit: FCC_Part15.209_RSE(3m)	Engineer: Flag Yang
Probe: NS-AC1_VULB9162	Polarity: Horizontal
EUT: Wireless Module	Power: Powered by Test Fixture
Test Mode: Transmitter by 802.11b at 2462MHz	



No	Mark	Frequency (MHz)	Measure Level (dB μ V/m)	Reading Level (dB μ V)	Margin (dB)	Limit (dB μ V/m)	Factor (dB/m)	Type
1		124.994	31.411	17.500	-12.089	43.500	13.911	QP
2		396.016	37.564	16.500	-8.436	46.000	21.064	QP
3		440.008	44.539	23.100	-1.461	46.000	21.439	QP
4	*	484.007	45.598	23.400	-0.402	46.000	22.199	QP
5		528.016	45.277	22.300	-0.723	46.000	22.977	QP
6		818.157	29.762	1.600	-16.238	46.000	28.162	QP

Note 1: " * ", means this data is the worst emission level.

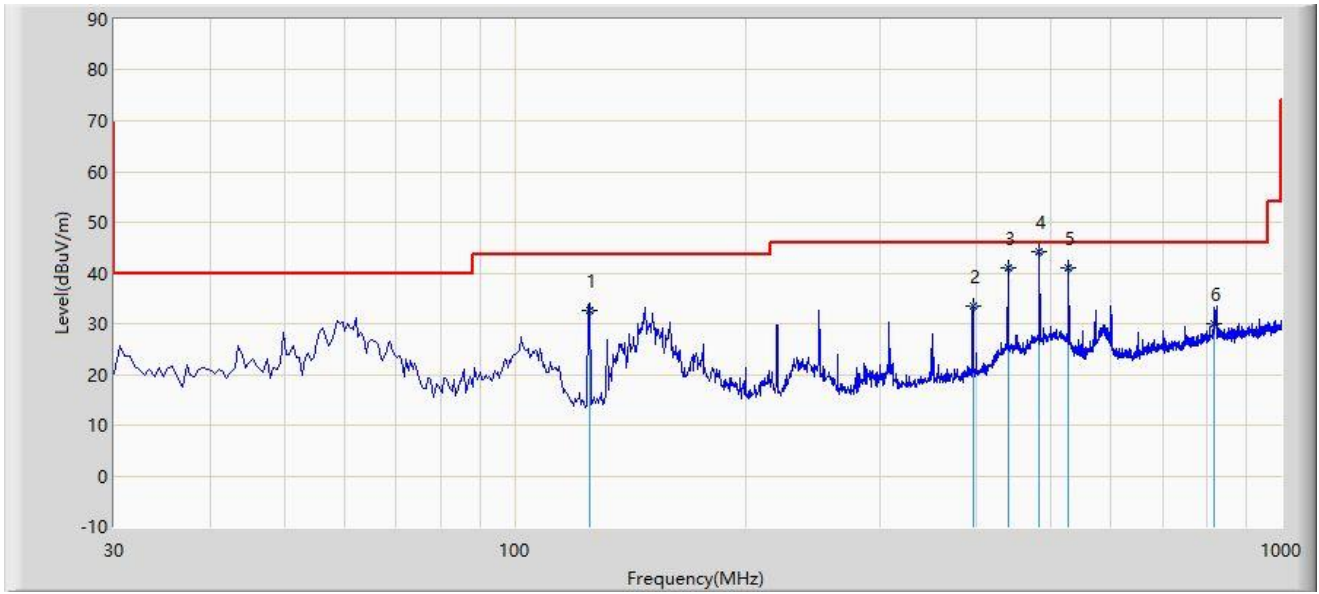
Note 2: Measure Level (dB μ V/m) = Reading Level (dB μ V) + Factor (dB/m).

Note 3: Factor (dB/m) = Cable Loss (dB) + Antenna Factor (dB/m).

Note 4: The amplitude of radiated emissions (frequency range from 9kHz to 30MHz and 18GHz to 25GHz) is that proximity to ambient noise, which also are attenuated more than 20 dB below the permissible value.

Therefore, the data is not presented in the report.

Site: NS-AC1	Test Date: 2023-08-13
Limit: FCC_Part15.209_RSE(3m)	Engineer: Flag Yang
Probe: NS-AC1_VULB9162	Polarity: Vertical
EUT: Wireless Module	Power: Powered by Test Fixture
Test Mode: Transmitter by 802.11b at 2462MHz	



No	Mark	Frequency (MHz)	Measure Level (dB μ V/m)	Reading Level (dB μ V)	Margin (dB)	Limit (dB μ V/m)	Factor (dB/m)	Type
1		125.006	32.709	18.800	-10.791	43.500	13.909	QP
2		396.004	33.363	12.300	-12.637	46.000	21.063	QP
3		440.007	40.939	19.500	-5.061	46.000	21.439	QP
4	*	484.012	44.198	22.000	-1.802	46.000	22.199	QP
5		528.018	41.077	18.100	-4.923	46.000	22.977	QP
6		818.662	29.959	1.800	-16.041	46.000	28.159	QP

Note 1: " * ", means this data is the worst emission level.

Note 2: Measure Level (dB μ V/m) = Reading Level (dB μ V) + Factor (dB/m).

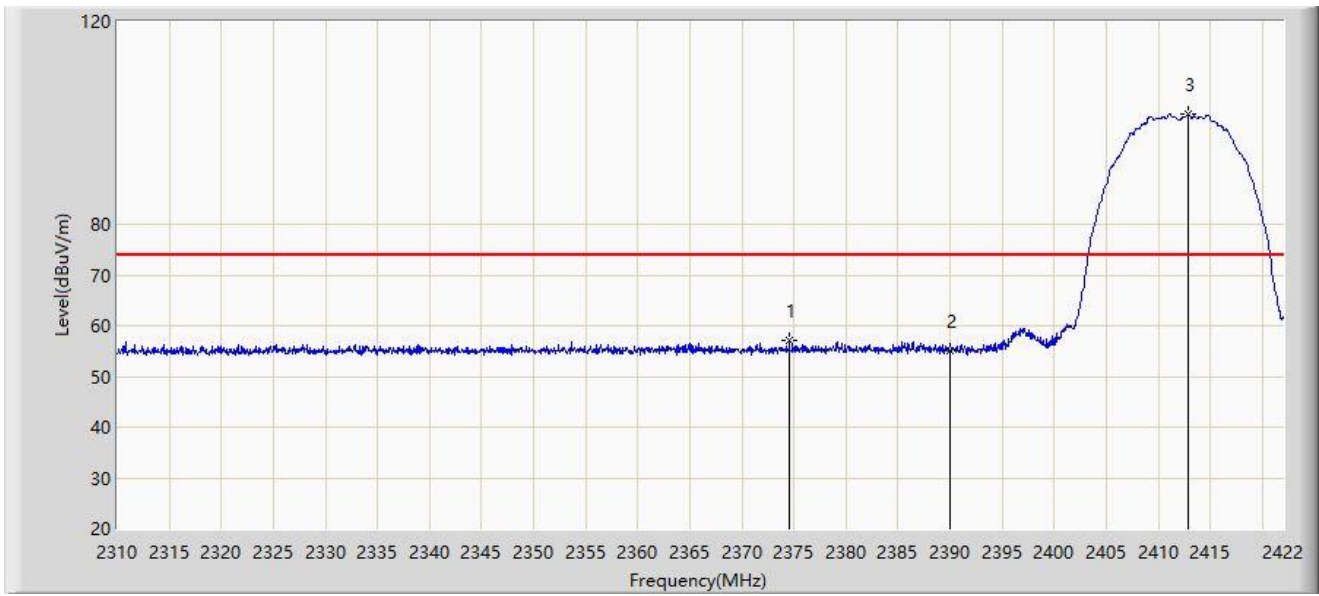
Note 3: Factor (dB/m) = Cable Loss (dB) + Antenna Factor (dB/m).

Note 4: The amplitude of radiated emissions (frequency range from 9kHz to 30MHz and 18GHz to 25GHz) is that proximity to ambient noise, which also are attenuated more than 20 dB below the permissible value.

Therefore, the data is not presented in the report.

A.7 Radiated Restricted Band Edge Test Result

Site: NS-AC1	Test Date: 2023-08-06
Limit: FCC_2.4G_RE(3m)	Engineer: Flag Yang
Probe: NS-AC1_BBHA9120D_2111_1-18GHz	Polarity: Horizontal
EUT: Wireless Module	Power: Powered by Test Fixture
Test Mode: Transmit by 802.11b at 2412MHz	



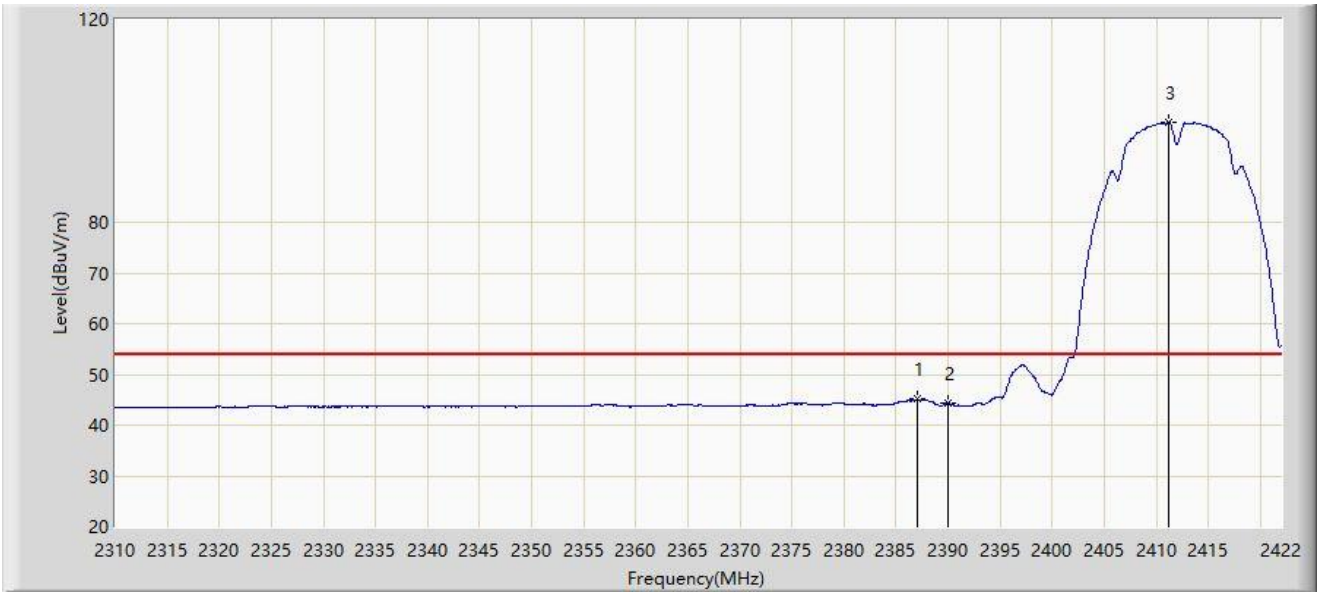
No	Mark	Frequency (MHz)	Measure Level (dB μ V/m)	Reading Level (dB μ V)	Margin (dB)	Limit (dB μ V/m)	Factor (dB/m)	Type
1	*	2374.568	57.013	26.068	-16.987	74.000	30.946	PK
2		2390.000	54.936	24.085	-19.064	74.000	30.850	PK
3		2412.872	101.703	70.852	N/A	N/A	30.851	PK

Note 1: " * ", means this data is the worst emission level.

Note 2: Measure Level (dB μ V/m) = Reading Level (dB μ V) + Factor (dB/m).

Note 3: Factor (dB/m) = Cable Loss (dB) + Antenna Factor (dB/m).

Site: NS-AC1	Test Date: 2023-08-06
Limit: FCC_2.4G_RE(3m)	Engineer: Flag Yang
Probe: NS-AC1_BBHA9120D_2111_1-18GHz	Polarity: Horizontal
EUT: Wireless Module	Power: Powered by Test Fixture
Test Mode: Transmit by 802.11b at 2412MHz	



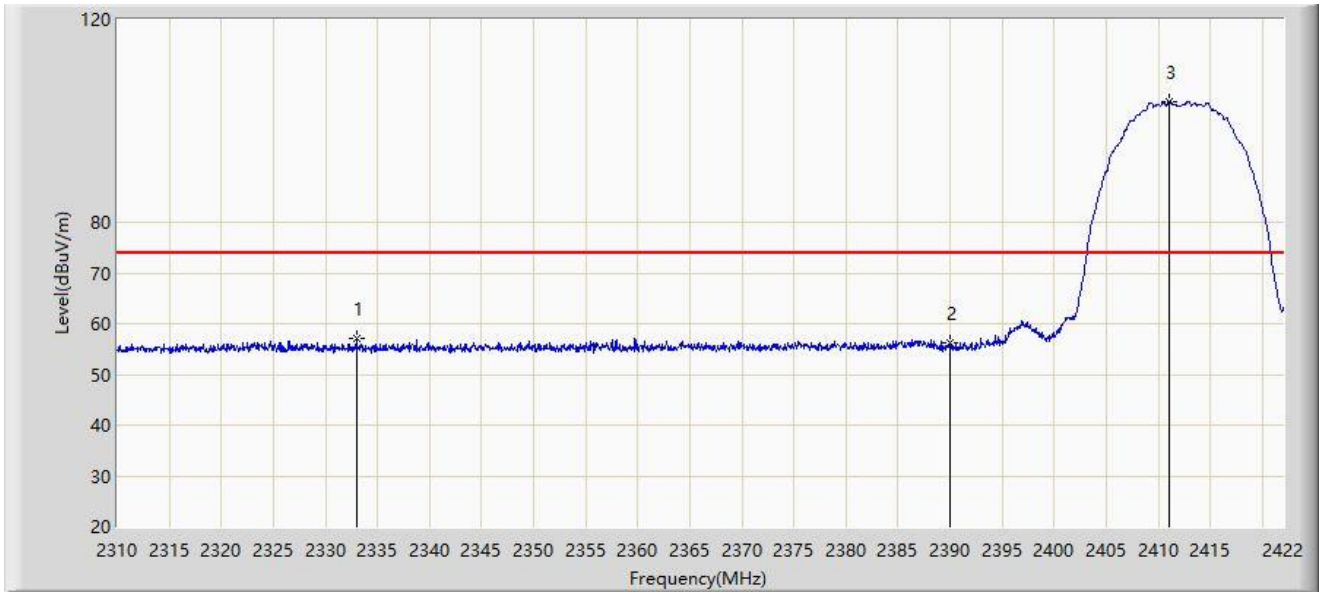
No	Mark	Frequency (MHz)	Measure Level (dB μ V/m)	Reading Level (dB μ V)	Margin (dB)	Limit (dB μ V/m)	Factor (dB/m)	Type
1	*	2387.000	45.144	14.267	-8.856	54.000	30.877	AV
2		2390.000	44.384	13.533	-9.616	54.000	30.850	AV
3		2411.192	99.672	68.809	N/A	N/A	30.863	AV

Note 1: " * ", means this data is the worst emission level.

Note 2: Measure Level (dB μ V/m) = Reading Level (dB μ V) + Factor (dB/m).

Note 3: Factor (dB/m) = Cable Loss (dB) + Antenna Factor (dB/m).

Site: NS-AC1	Test Date: 2023-08-06
Limit: FCC_2.4G_RE(3m)	Engineer: Flag Yang
Probe: NS-AC1_BBHA9120D_2111_1-18GHz	Polarity: Vertical
EUT: Wireless Module	Power: Powered by Test Fixture
Test Mode: Transmit by 802.11b at 2412MHz	



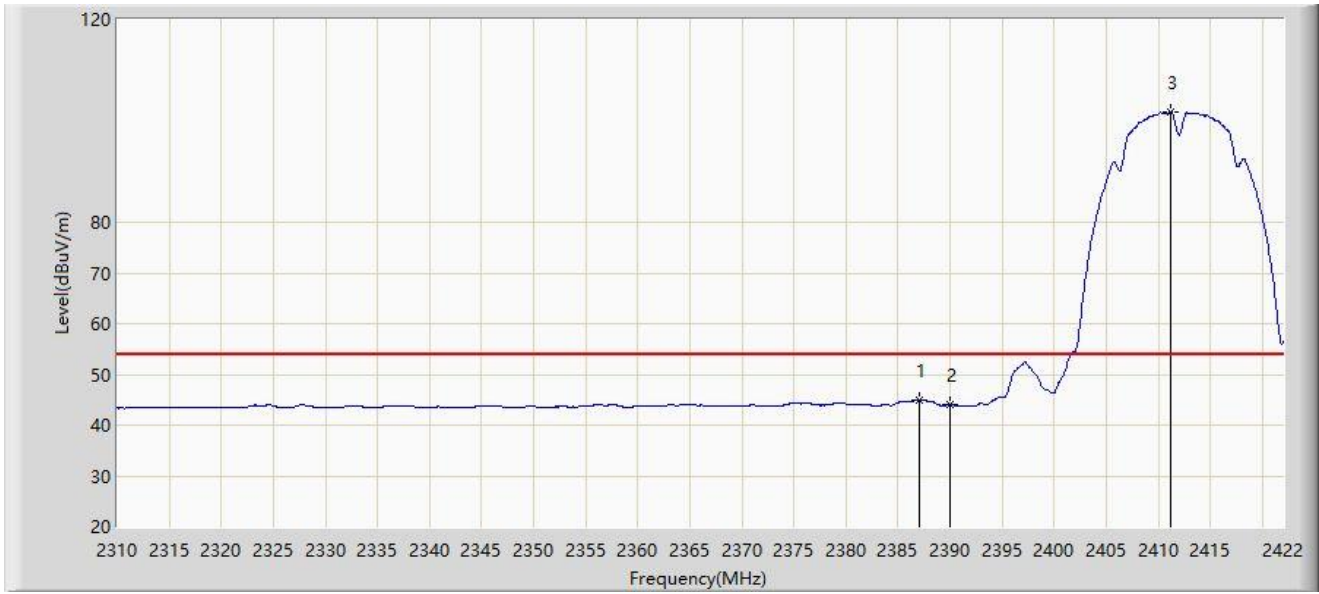
No	Mark	Frequency (MHz)	Measure Level (dB μ V/m)	Reading Level (dB μ V)	Margin (dB)	Limit (dB μ V/m)	Factor (dB/m)	Type
1	*	2332.960	57.204	26.226	-16.796	74.000	30.979	PK
2		2390.000	56.193	25.342	-17.807	74.000	30.850	PK
3		2411.080	103.860	72.997	N/A	N/A	30.864	PK

Note 1: " * ", means this data is the worst emission level.

Note 2: Measure Level (dB μ V/m) = Reading Level (dB μ V) + Factor (dB/m).

Note 3: Factor (dB/m) = Cable Loss (dB) + Antenna Factor (dB/m).

Site: NS-AC1	Test Date: 2023-08-06
Limit: FCC_2.4G_RE(3m)	Engineer: Flag Yang
Probe: NS-AC1_BBHA9120D_2111_1-18GHz	Polarity: Vertical
EUT: Wireless Module	Power: Powered by Test Fixture
Test Mode: Transmit by 802.11b at 2412MHz	



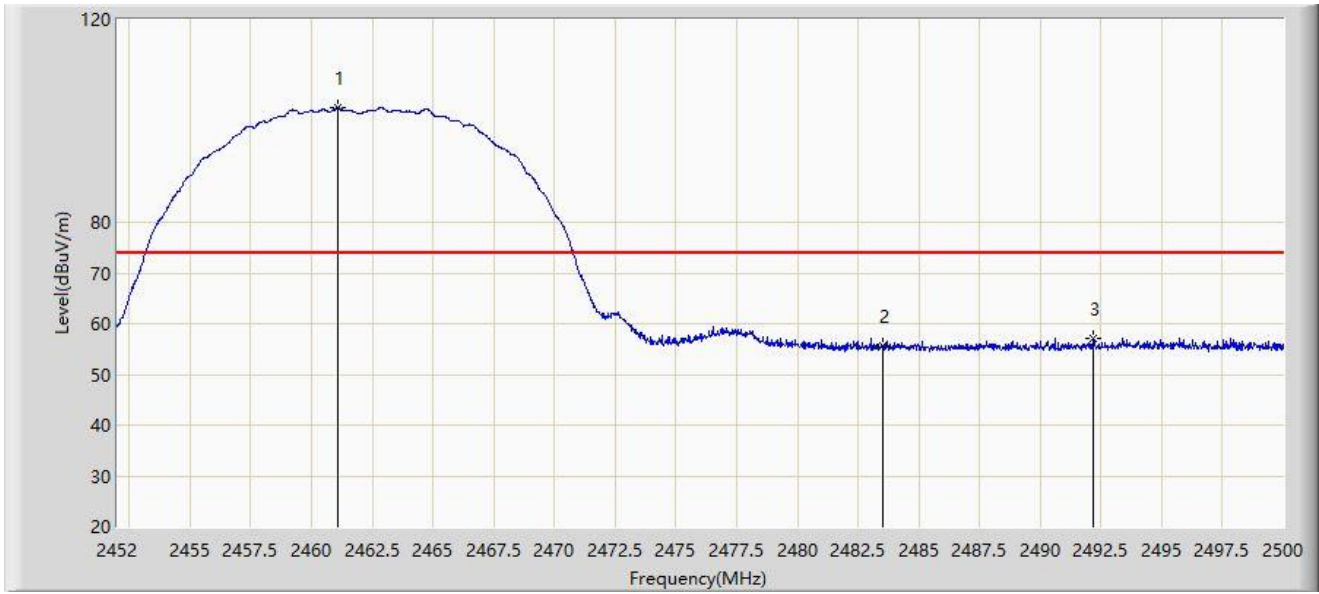
No	Mark	Frequency (MHz)	Measure Level (dB μ V/m)	Reading Level (dB μ V)	Margin (dB)	Limit (dB μ V/m)	Factor (dB/m)	Type
1	*	2387.112	45.011	14.135	-8.989	54.000	30.876	AV
2		2390.000	44.180	13.329	-9.820	54.000	30.850	AV
3		2411.136	101.753	70.890	N/A	N/A	30.863	AV

Note 1: " * ", means this data is the worst emission level.

Note 2: Measure Level (dB μ V/m) = Reading Level (dB μ V) + Factor (dB/m).

Note 3: Factor (dB/m) = Cable Loss (dB) + Antenna Factor (dB/m).

Site: NS-AC1	Test Date: 2023-08-06
Limit: FCC_2.4G_RE(3m)	Engineer: Flag Yang
Probe: NS-AC1_BBHA9120D_2111_1-18GHz	Polarity: Horizontal
EUT: Wireless Module	Power: Powered by Test Fixture
Test Mode: Transmit by 802.11b at 2462MHz	



No	Mark	Frequency (MHz)	Measure Level (dB μ V/m)	Reading Level (dB μ V)	Margin (dB)	Limit (dB μ V/m)	Factor (dB/m)	Type
1		2461.096	102.617	71.738	N/A	N/A	30.878	PK
2		2483.500	55.710	24.948	-18.290	74.000	30.761	PK
3	*	2492.176	57.195	26.430	-16.805	74.000	30.765	PK

Note 1: " * ", means this data is the worst emission level.

Note 2: Measure Level (dB μ V/m) = Reading Level (dB μ V) + Factor (dB/m).

Note 3: Factor (dB/m) = Cable Loss (dB) + Antenna Factor (dB/m).

Site: NS-AC1	Test Date: 2023-08-06
Limit: FCC_2.4G_RE(3m)	Engineer: Flag Yang
Probe: NS-AC1_BBHA9120D_2111_1-18GHz	Polarity: Horizontal
EUT: Wireless Module	Power: Powered by Test Fixture
Test Mode: Transmit by 802.11b at 2462MHz	



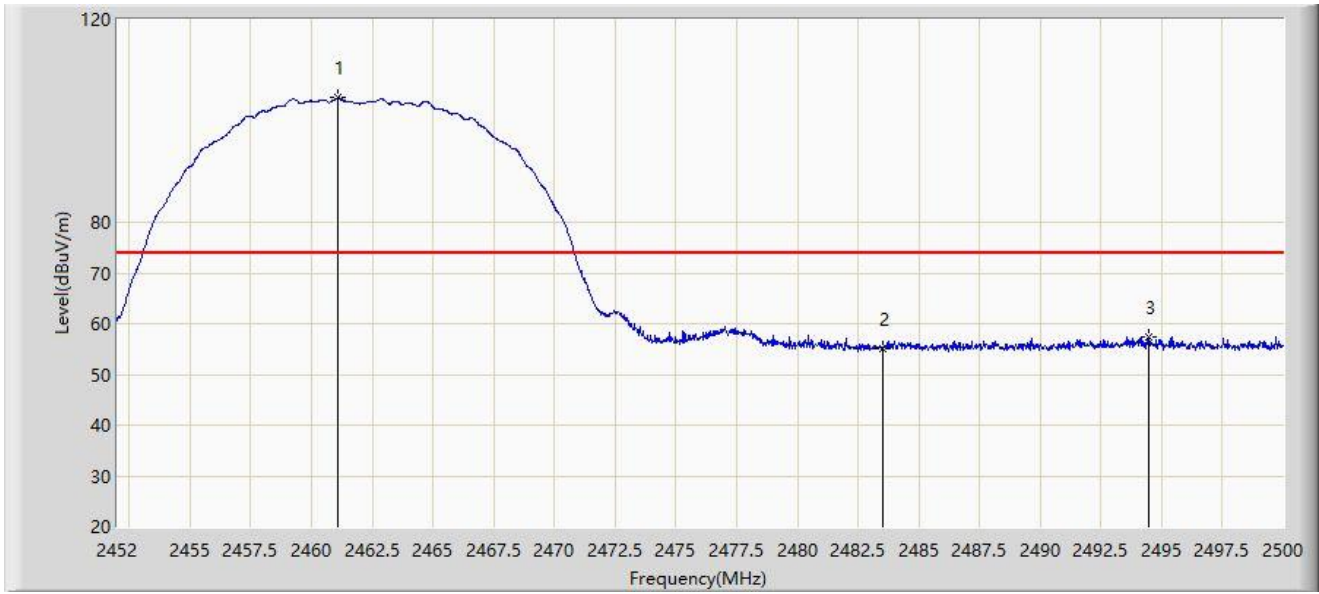
No	Mark	Frequency (MHz)	Measure Level (dB μ V/m)	Reading Level (dB μ V)	Margin (dB)	Limit (dB μ V/m)	Factor (dB/m)	Type
1		2461.120	100.439	69.560	N/A	N/A	30.878	AV
2		2483.500	43.874	13.112	-10.126	54.000	30.761	AV
3	*	2493.688	44.617	13.851	-9.383	54.000	30.766	AV

Note 1: " * ", means this data is the worst emission level.

Note 2: Measure Level (dB μ V/m) = Reading Level (dB μ V) + Factor (dB/m).

Note 3: Factor (dB/m) = Cable Loss (dB) + Antenna Factor (dB/m).

Site: NS-AC1	Test Date: 2023-08-06
Limit: FCC_2.4G_RE(3m)	Engineer: Flag Yang
Probe: NS-AC1_BBHA9120D_2111_1-18GHz	Polarity: Vertical
EUT: Wireless Module	Power: Powered by Test Fixture
Test Mode: Transmit by 802.11b at 2462MHz	



No	Mark	Frequency (MHz)	Measure Level (dBuV/m)	Reading Level (dBuV)	Margin (dB)	Limit (dBuV/m)	Factor (dB/m)	Type
1		2461.072	104.542	73.663	N/A	N/A	30.878	PK
2		2483.500	54.959	24.197	-19.041	74.000	30.761	PK
3	*	2494.480	57.352	26.586	-16.648	74.000	30.766	PK

Note 1: " * ", means this data is the worst emission level.

Note 2: Measure Level (dBuV/m) = Reading Level (dBuV) + Factor (dB/m).

Note 3: Factor (dB/m) = Cable Loss (dB) + Antenna Factor (dB/m).

Site: NS-AC1	Test Date: 2023-08-06
Limit: FCC_2.4G_RE(3m)	Engineer: Flag Yang
Probe: NS-AC1_BBHA9120D_2111_1-18GHz	Polarity: Vertical
EUT: Wireless Module	Power: Powered by Test Fixture
Test Mode: Transmit by 802.11b at 2462MHz	



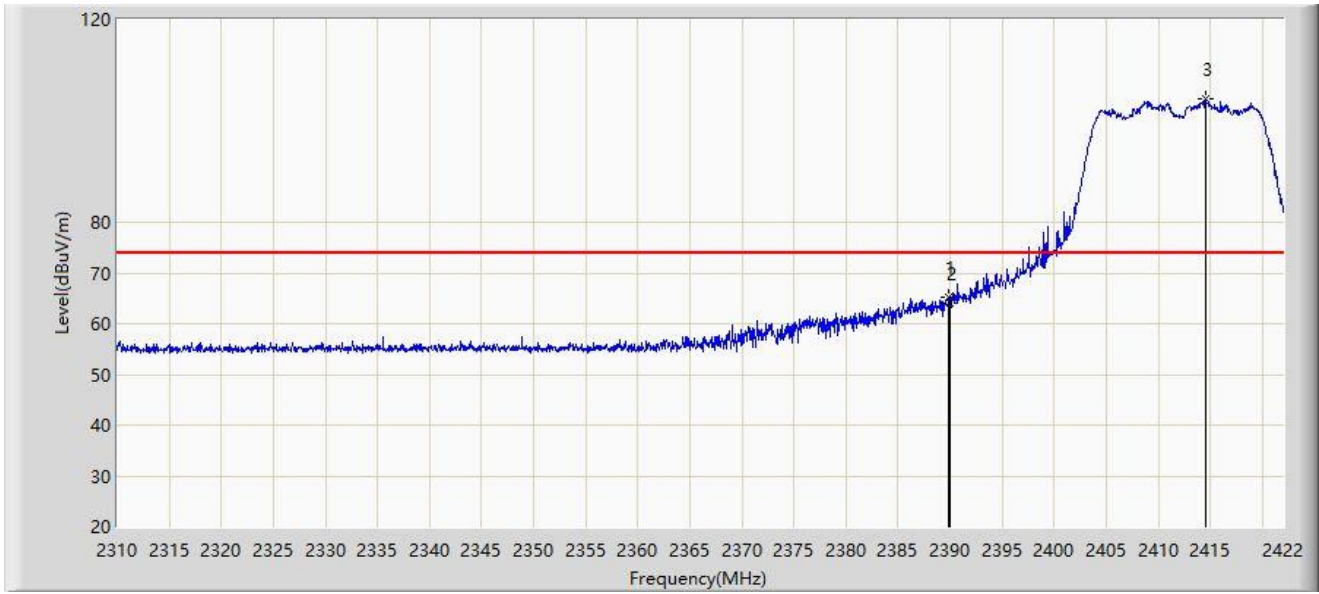
No	Mark	Frequency (MHz)	Measure Level (dB μ V/m)	Reading Level (dB μ V)	Margin (dB)	Limit (dB μ V/m)	Factor (dB/m)	Type
1		2461.192	102.426	71.547	N/A	N/A	30.879	AV
2		2483.500	43.754	12.992	-10.246	54.000	30.761	AV
3	*	2493.904	45.007	14.241	-8.993	54.000	30.766	AV

Note 1: " * ", means this data is the worst emission level.

Note 2: Measure Level (dB μ V/m) = Reading Level (dB μ V) + Factor (dB/m).

Note 3: Factor (dB/m) = Cable Loss (dB) + Antenna Factor (dB/m).

Site: NS-AC1	Test Date: 2023-08-06
Limit: FCC_2.4G_RE(3m)	Engineer: Flag Yang
Probe: NS-AC1_BBHA9120D_2111_1-18GHz	Polarity: Horizontal
EUT: Wireless Module	Power: Powered by Test Fixture
Test Mode: Transmit by 802.11g at 2412MHz	



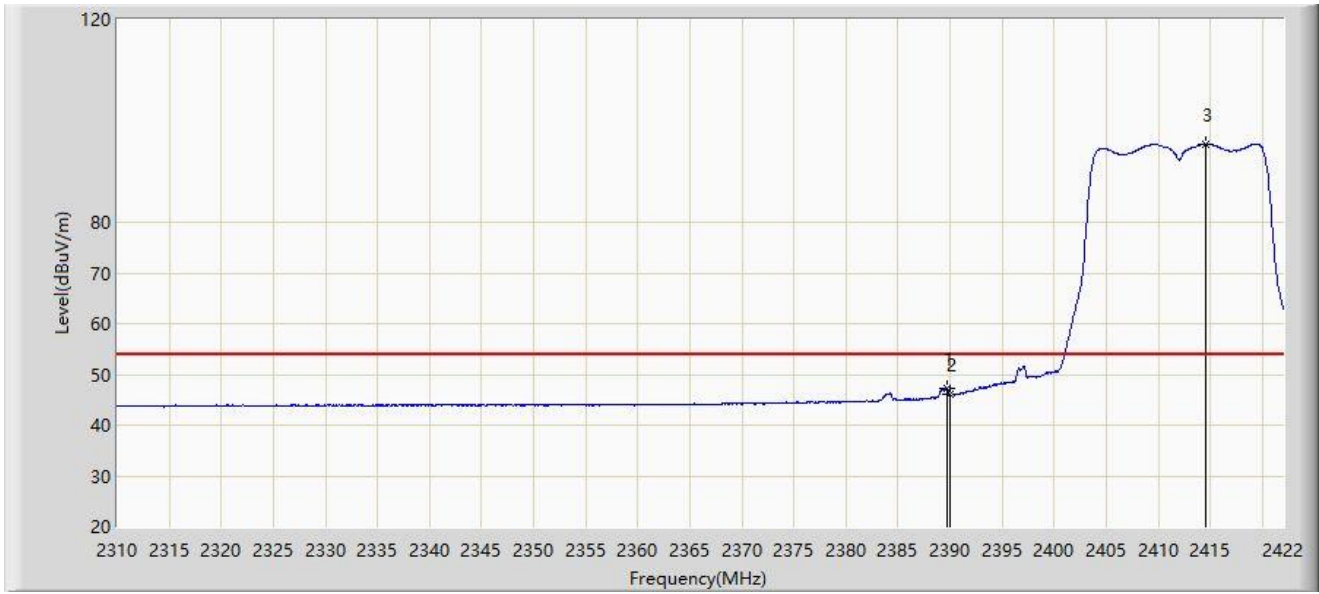
No	Mark	Frequency (MHz)	Measure Level (dB μ V/m)	Reading Level (dB μ V)	Margin (dB)	Limit (dB μ V/m)	Factor (dB/m)	Type
1	*	2389.912	65.284	34.432	-8.716	74.000	30.852	PK
2		2390.000	64.018	33.167	-9.982	74.000	30.850	PK
3		2414.496	104.361	73.522	N/A	N/A	30.839	PK

Note 1: " * ", means this data is the worst emission level.

Note 2: Measure Level (dB μ V/m) = Reading Level (dB μ V) + Factor (dB/m).

Note 3: Factor (dB/m) = Cable Loss (dB) + Antenna Factor (dB/m).

Site: NS-AC1	Test Date: 2023-08-06
Limit: FCC_2.4G_RE(3m)	Engineer: Flag Yang
Probe: NS-AC1_BBHA9120D_2111_1-18GHz	Polarity: Horizontal
EUT: Wireless Module	Power: Powered by Test Fixture
Test Mode: Transmit by 802.11g at 2412MHz	



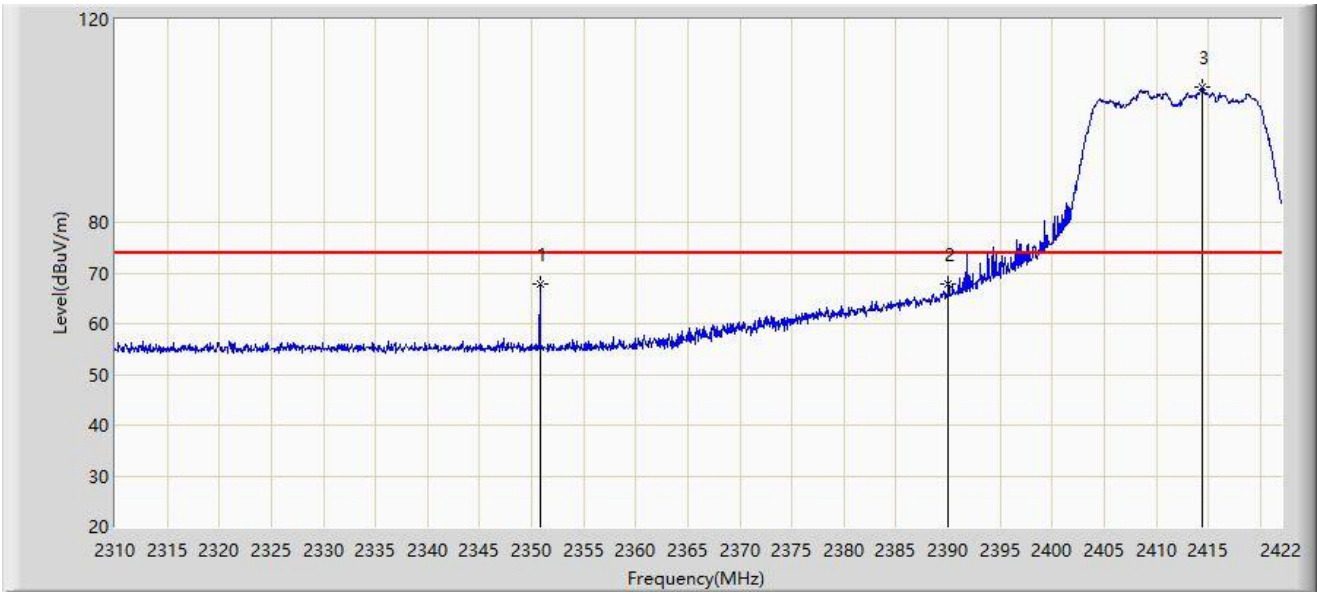
No	Mark	Frequency (MHz)	Measure Level (dB μ V/m)	Reading Level (dB μ V)	Margin (dB)	Limit (dB μ V/m)	Factor (dB/m)	Type
1	*	2389.744	47.357	16.504	-6.643	54.000	30.853	AV
2		2390.000	46.019	15.168	-7.981	54.000	30.850	AV
3		2414.496	95.497	64.658	N/A	N/A	30.839	AV

Note 1: " * ", means this data is the worst emission level.

Note 2: Measure Level (dB μ V/m) = Reading Level (dB μ V) + Factor (dB/m).

Note 3: Factor (dB/m) = Cable Loss (dB) + Antenna Factor (dB/m).

Site: NS-AC1	Test Date: 2023-08-06
Limit: FCC_2.4G_RE(3m)	Engineer: Flag Yang
Probe: NS-AC1_BBHA9120D_2111_1-18GHz	Polarity: Vertical
EUT: Wireless Module	Power: Powered by Test Fixture
Test Mode: Transmit by 802.11g at 2412MHz	



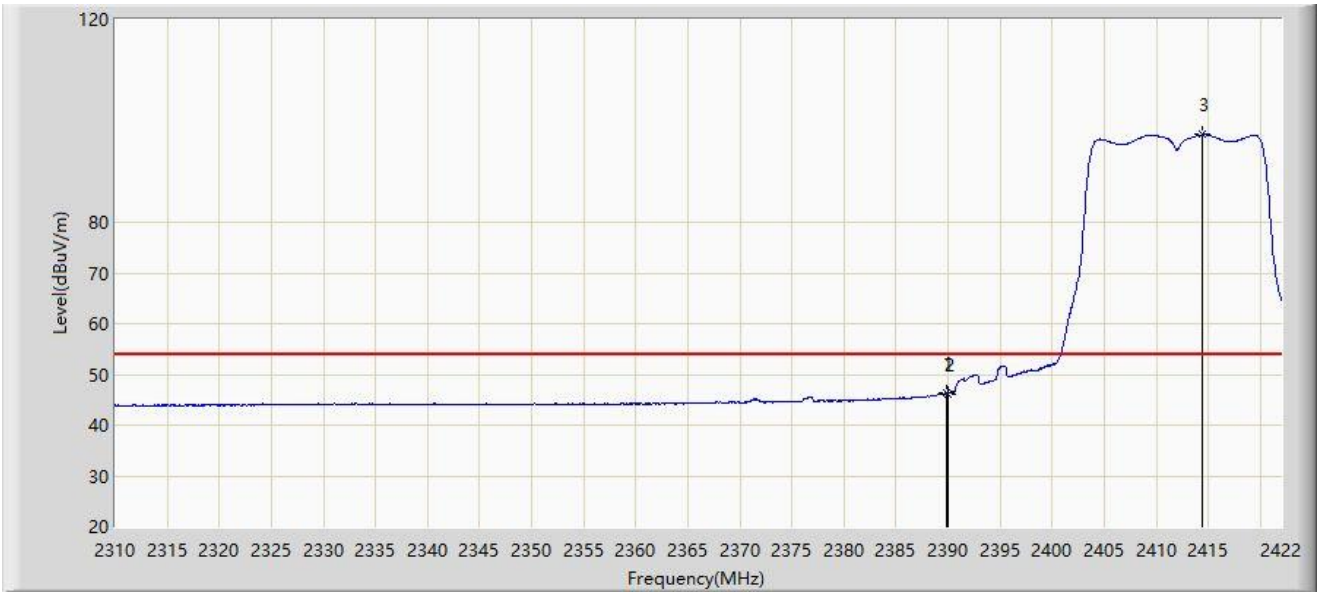
No	Mark	Frequency (MHz)	Measure Level (dBμV/m)	Reading Level (dBμV)	Margin (dB)	Limit (dBμV/m)	Factor (dB/m)	Type
1		2350.824	67.701	36.808	-6.299	74.000	30.893	PK
2	*	2390.000	67.849	36.998	-6.151	74.000	30.850	PK
3		2414.384	106.594	75.754	N/A	N/A	30.840	PK

Note 1: " * ", means this data is the worst emission level.

Note 2: Measure Level (dBμV/m) = Reading Level (dBμV) + Factor (dB/m).

Note 3: Factor (dB/m) = Cable Loss (dB) + Antenna Factor (dB/m).

Site: NS-AC1	Test Date: 2023-08-06
Limit: FCC_2.4G_RE(3m)	Engineer: Flag Yang
Probe: NS-AC1_BBHA9120D_2111_1-18GHz	Polarity: Vertical
EUT: Wireless Module	Power: Powered by Test Fixture
Test Mode: Transmit by 802.11g at 2412MHz	



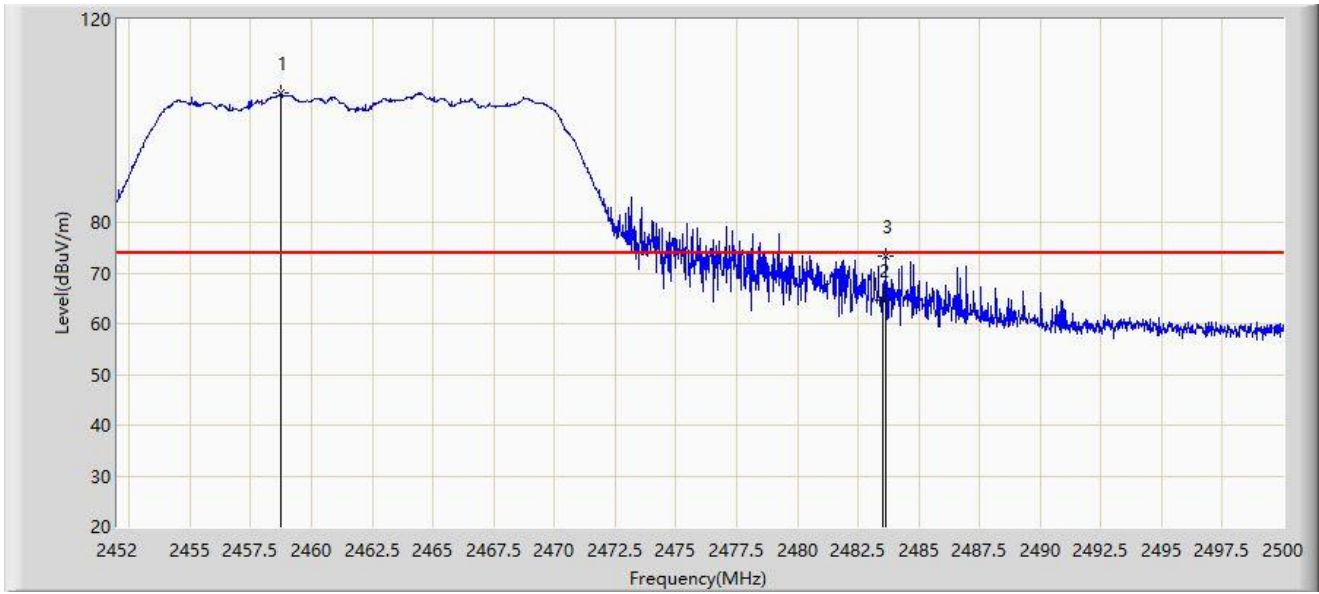
No	Mark	Frequency (MHz)	Measure Level (dB μ V/m)	Reading Level (dB μ V)	Margin (dB)	Limit (dB μ V/m)	Factor (dB/m)	Type
1	*	2389.856	46.263	15.411	-7.737	54.000	30.852	AV
2		2390.000	46.230	15.379	-7.770	54.000	30.850	AV
3		2414.440	97.264	66.424	N/A	N/A	30.839	AV

Note 1: " * ", means this data is the worst emission level.

Note 2: Measure Level (dB μ V/m) = Reading Level (dB μ V) + Factor (dB/m).

Note 3: Factor (dB/m) = Cable Loss (dB) + Antenna Factor (dB/m).

Site: NS-AC1	Test Date: 2023-08-06
Limit: FCC_2.4G_RE(3m)	Engineer: Flag Yang
Probe: NS-AC1_BBHA9120D_2111_1-18GHz	Polarity: Horizontal
EUT: Wireless Module	Power: Powered by Test Fixture
Test Mode: Transmit by 802.11g at 2462MHz	



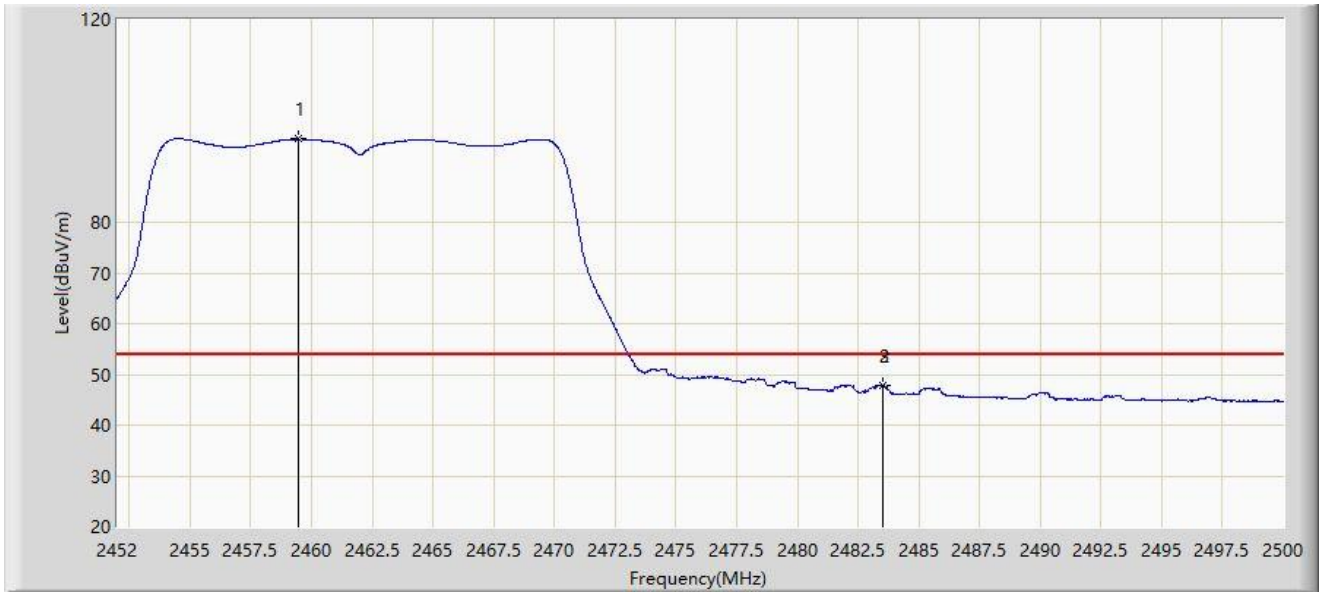
No	Mark	Frequency (MHz)	Measure Level (dB μ V/m)	Reading Level (dB μ V)	Margin (dB)	Limit (dB μ V/m)	Factor (dB/m)	Type
1		2458.744	105.635	74.760	N/A	N/A	30.875	PK
2		2483.500	64.730	33.968	-9.270	74.000	30.761	PK
3	*	2483.656	73.426	42.664	-0.574	74.000	30.762	PK

Note 1: " * ", means this data is the worst emission level.

Note 2: Measure Level (dB μ V/m) = Reading Level (dB μ V) + Factor (dB/m).

Note 3: Factor (dB/m) = Cable Loss (dB) + Antenna Factor (dB/m).

Site: NS-AC1	Test Date: 2023-08-06
Limit: FCC_2.4G_RE(3m)	Engineer: Flag Yang
Probe: NS-AC1_BBHA9120D_2111_1-18GHz	Polarity: Horizontal
EUT: Wireless Module	Power: Powered by Test Fixture
Test Mode: Transmit by 802.11g at 2462MHz	



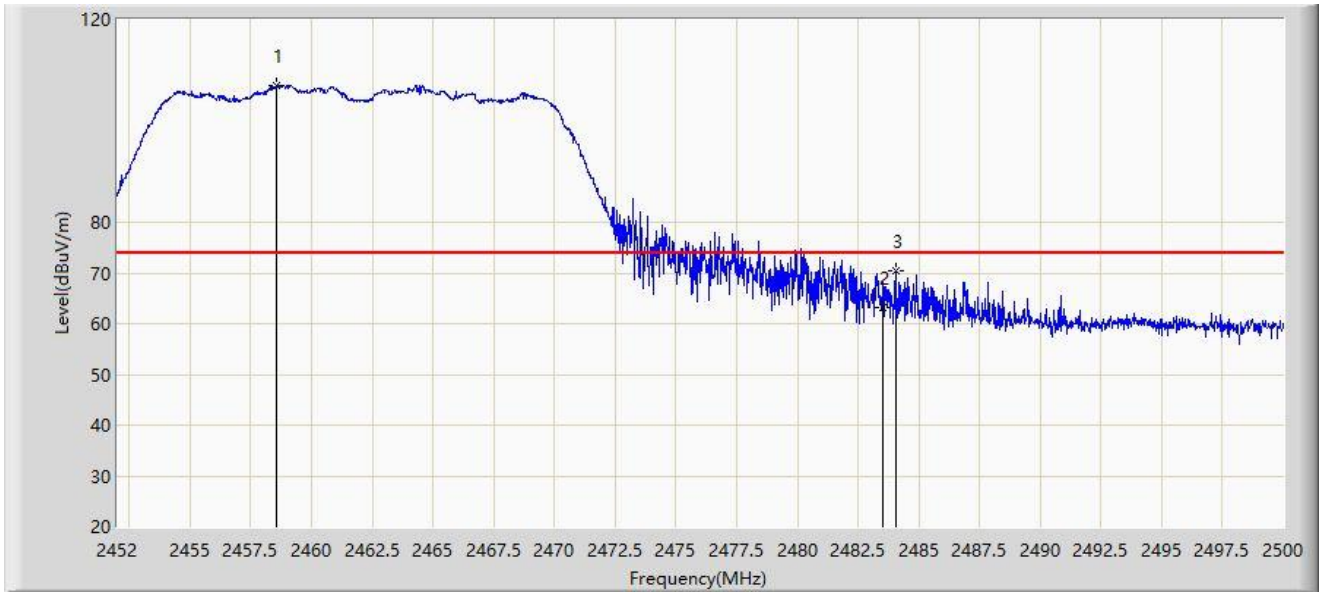
No	Mark	Frequency (MHz)	Measure Level (dB μ V/m)	Reading Level (dB μ V)	Margin (dB)	Limit (dB μ V/m)	Factor (dB/m)	Type
1		2459.440	96.510	65.634	N/A	N/A	30.876	AV
2		2483.500	47.761	16.999	-6.239	54.000	30.761	AV
3	*	2483.536	47.768	17.006	-6.232	54.000	30.762	AV

Note 1: " * ", means this data is the worst emission level.

Note 2: Measure Level (dB μ V/m) = Reading Level (dB μ V) + Factor (dB/m).

Note 3: Factor (dB/m) = Cable Loss (dB) + Antenna Factor (dB/m).

Site: NS-AC1	Test Date: 2023-08-06
Limit: FCC_2.4G_RE(3m)	Engineer: Flag Yang
Probe: NS-AC1_BBHA9120D_2111_1-18GHz	Polarity: Vertical
EUT: Wireless Module	Power: Powered by Test Fixture
Test Mode: Transmit by 802.11g at 2462MHz	



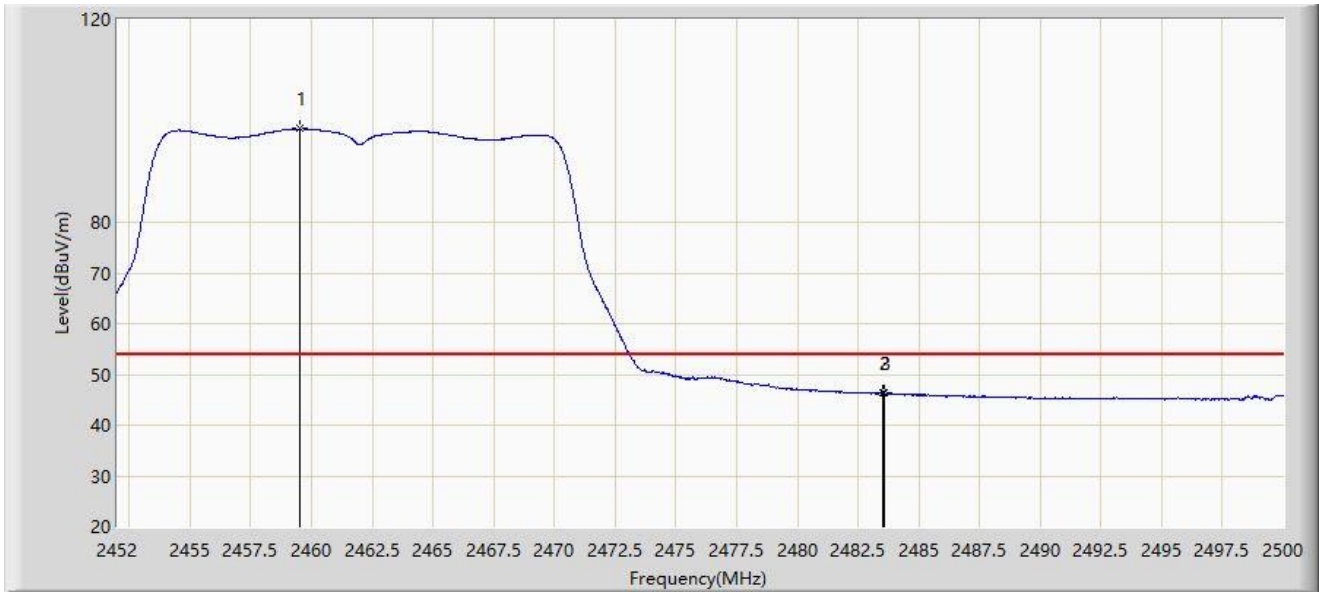
No	Mark	Frequency (MHz)	Measure Level (dB μ V/m)	Reading Level (dB μ V)	Margin (dB)	Limit (dB μ V/m)	Factor (dB/m)	Type
1		2458.552	107.085	76.210	N/A	N/A	30.874	PK
2		2483.500	63.147	32.385	-10.853	74.000	30.761	PK
3	*	2484.064	70.385	39.623	-3.615	74.000	30.762	PK

Note 1: " * ", means this data is the worst emission level.

Note 2: Measure Level (dB μ V/m) = Reading Level (dB μ V) + Factor (dB/m).

Note 3: Factor (dB/m) = Cable Loss (dB) + Antenna Factor (dB/m).

Site: NS-AC1	Test Date: 2023-08-06
Limit: FCC_2.4G_RE(3m)	Engineer: Flag Yang
Probe: NS-AC1_BBHA9120D_2111_1-18GHz	Polarity: Vertical
EUT: Wireless Module	Power: Powered by Test Fixture
Test Mode: Transmit by 802.11g at 2462MHz	



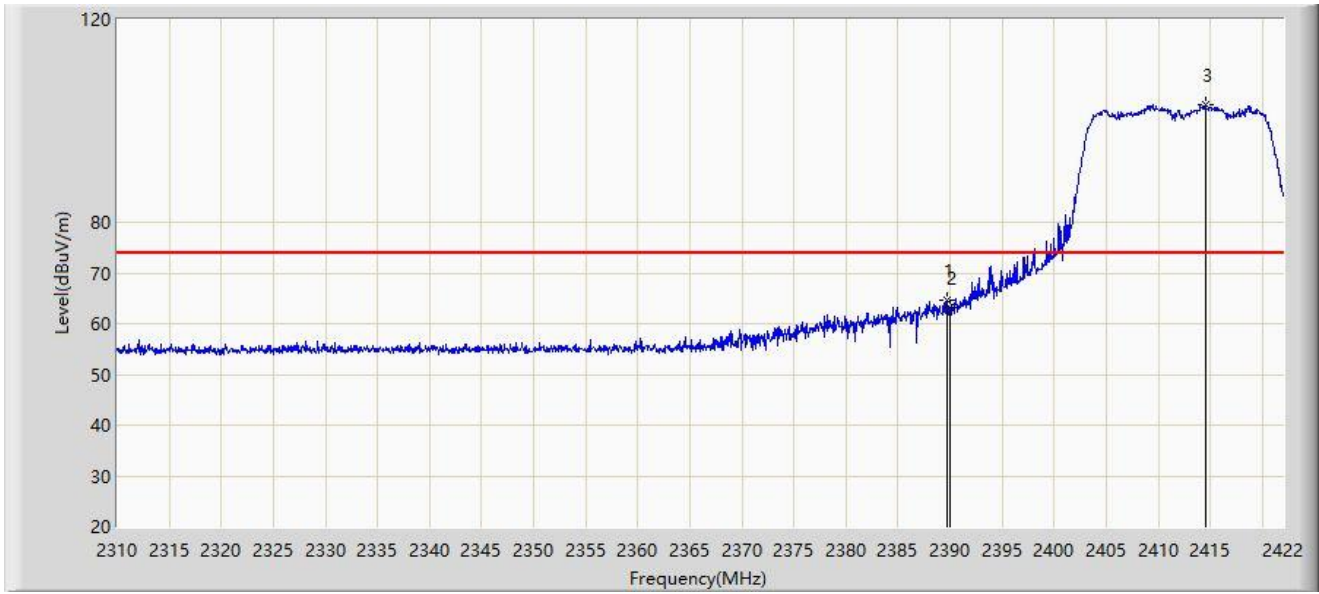
No	Mark	Frequency (MHz)	Measure Level (dB μ V/m)	Reading Level (dB μ V)	Margin (dB)	Limit (dB μ V/m)	Factor (dB/m)	Type
1		2459.512	98.470	67.594	N/A	N/A	30.876	AV
2		2483.500	46.285	15.523	-7.715	54.000	30.761	AV
3	*	2483.560	46.347	15.585	-7.653	54.000	30.762	AV

Note 1: " * ", means this data is the worst emission level.

Note 2: Measure Level (dB μ V/m) = Reading Level (dB μ V) + Factor (dB/m).

Note 3: Factor (dB/m) = Cable Loss (dB) + Antenna Factor (dB/m).

Site: NS-AC1	Test Date: 2023-08-06
Limit: FCC_2.4G_RE(3m)	Engineer: Flag Yang
Probe: NS-AC1_BBHA9120D_2111_1-18GHz	Polarity: Horizontal
EUT: Wireless Module	Power: Powered by Test Fixture
Test Mode: Transmit by 802.11n-HT20 at 2412MHz	



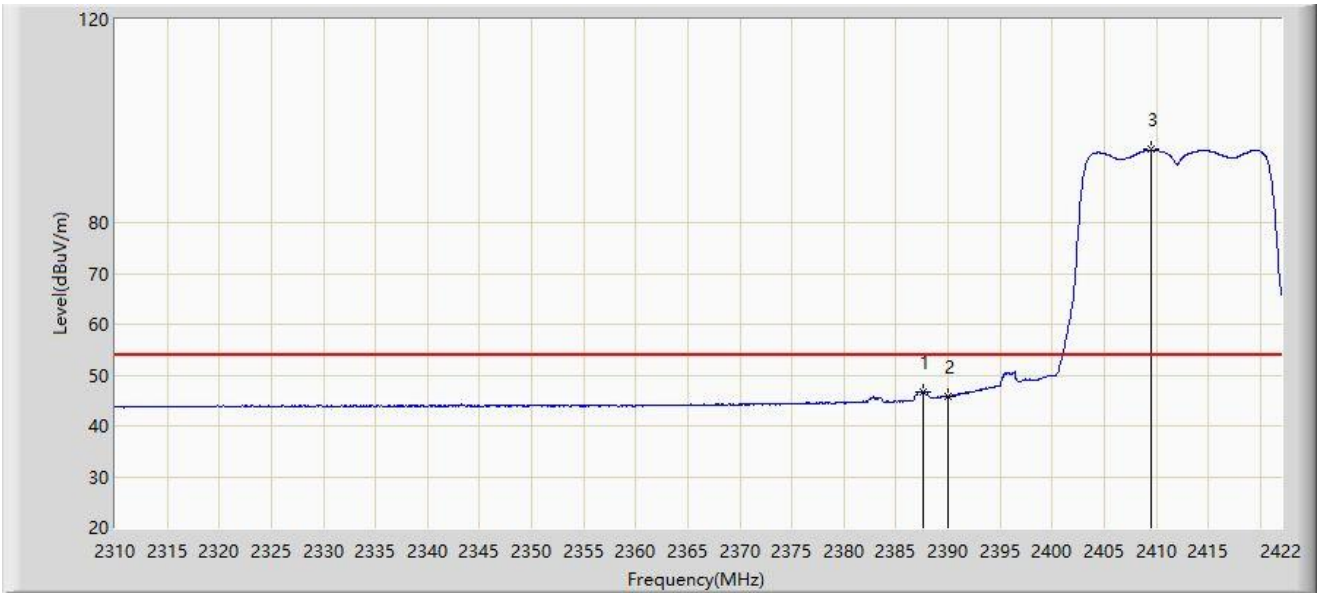
No	Mark	Frequency (MHz)	Measure Level (dBμV/m)	Reading Level (dBμV)	Margin (dB)	Limit (dBμV/m)	Factor (dB/m)	Type
1	*	2389.688	64.510	33.656	-9.490	74.000	30.853	PK
2		2390.000	63.064	32.213	-10.936	74.000	30.850	PK
3		2414.496	103.325	72.486	N/A	N/A	30.839	PK

Note 1: " * ", means this data is the worst emission level.

Note 2: Measure Level (dBμV/m) = Reading Level (dBμV) + Factor (dB/m).

Note 3: Factor (dB/m) = Cable Loss (dB) + Antenna Factor (dB/m).

Site: NS-AC1	Test Date: 2023-08-06
Limit: FCC_2.4G_RE(3m)	Engineer: Flag Yang
Probe: NS-AC1_BBHA9120D_2111_1-18GHz	Polarity: Horizontal
EUT: Wireless Module	Power: Powered by Test Fixture
Test Mode: Transmit by 802.11n-HT20 at 2412MHz	



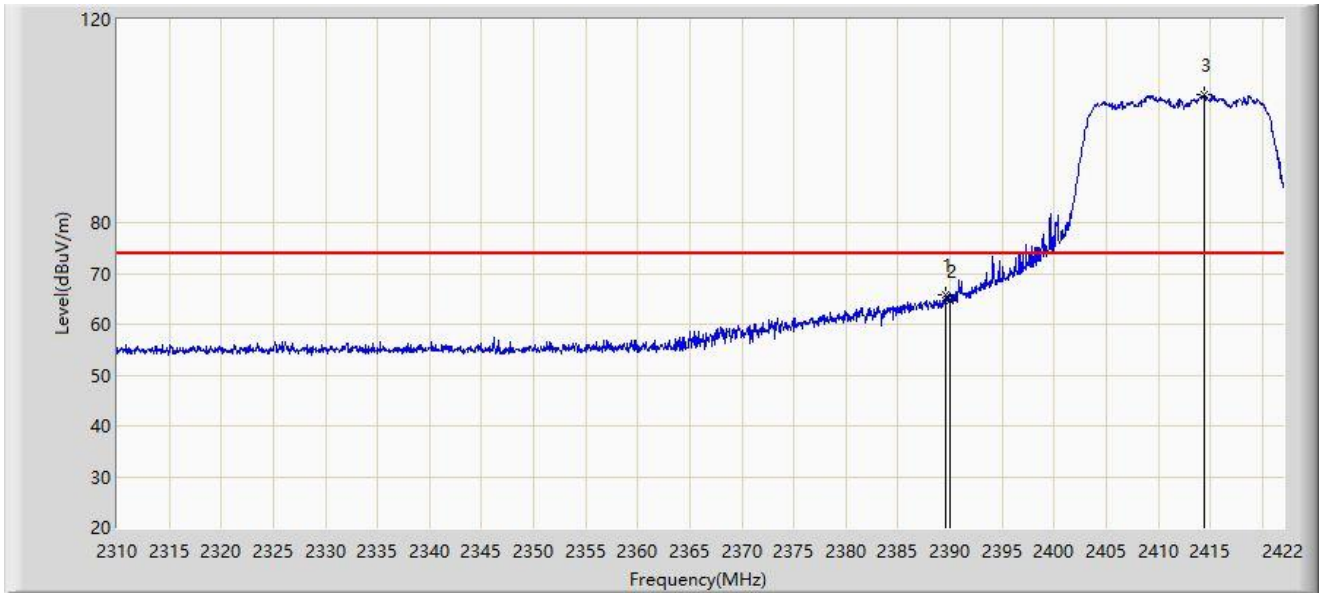
No	Mark	Frequency (MHz)	Measure Level (dBμV/m)	Reading Level (dBμV)	Margin (dB)	Limit (dBμV/m)	Factor (dB/m)	Type
1	*	2387.672	46.771	15.900	-7.229	54.000	30.871	AV
2		2390.000	45.845	14.994	-8.155	54.000	30.850	AV
3		2409.512	94.354	63.494	N/A	N/A	30.859	AV

Note 1: " * ", means this data is the worst emission level.

Note 2: Measure Level (dBμV/m) = Reading Level (dBμV) + Factor (dB/m).

Note 3: Factor (dB/m) = Cable Loss (dB) + Antenna Factor (dB/m).

Site: NS-AC1	Test Date: 2023-08-06
Limit: FCC_2.4G_RE(3m)	Engineer: Flag Yang
Probe: NS-AC1_BBHA9120D_2111_1-18GHz	Polarity: Vertical
EUT: Wireless Module	Power: Powered by Test Fixture
Test Mode: Transmit by 802.11n-HT20 at 2412MHz	



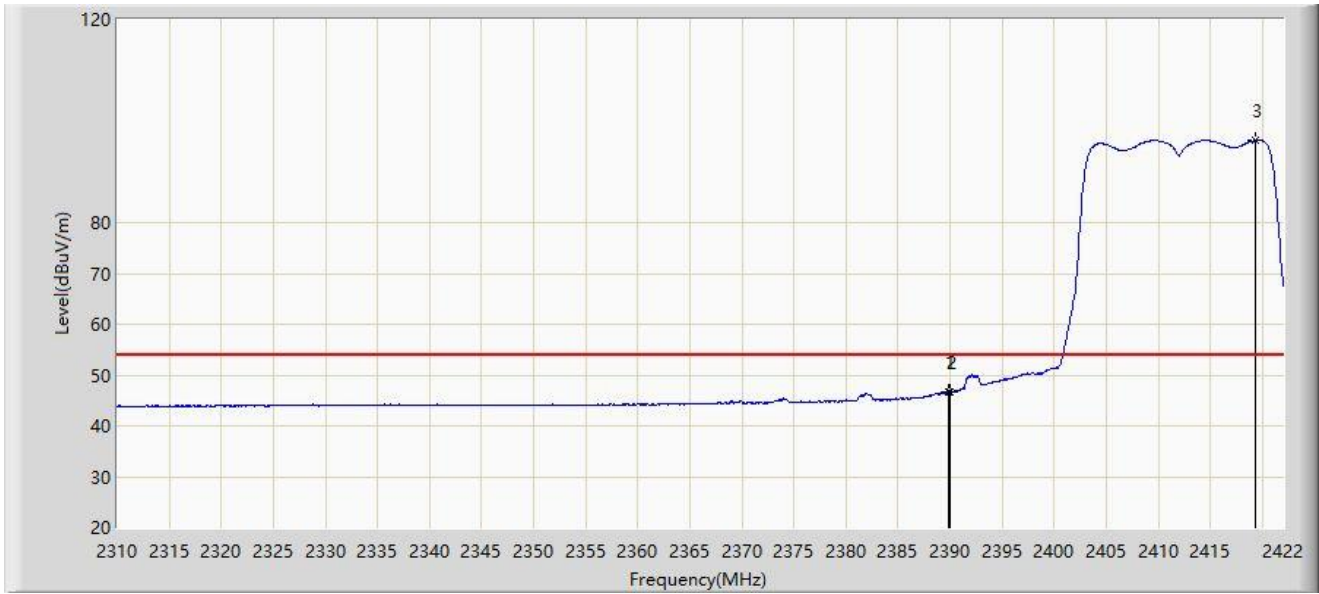
No	Mark	Frequency (MHz)	Measure Level (dB μ V/m)	Reading Level (dB μ V)	Margin (dB)	Limit (dB μ V/m)	Factor (dB/m)	Type
1	*	2389.520	65.907	35.052	-8.093	74.000	30.855	PK
2		2390.000	64.526	33.675	-9.474	74.000	30.850	PK
3		2414.384	105.214	74.374	N/A	N/A	30.840	PK

Note 1: " * ", means this data is the worst emission level.

Note 2: Measure Level (dB μ V/m) = Reading Level (dB μ V) + Factor (dB/m).

Note 3: Factor (dB/m) = Cable Loss (dB) + Antenna Factor (dB/m).

Site: NS-AC1	Test Date: 2023-08-06
Limit: FCC_2.4G_RE(3m)	Engineer: Flag Yang
Probe: NS-AC1_BBHA9120D_2111_1-18GHz	Polarity: Vertical
EUT: Wireless Module	Power: Powered by Test Fixture
Test Mode: Transmit by 802.11n-HT20 at 2412MHz	



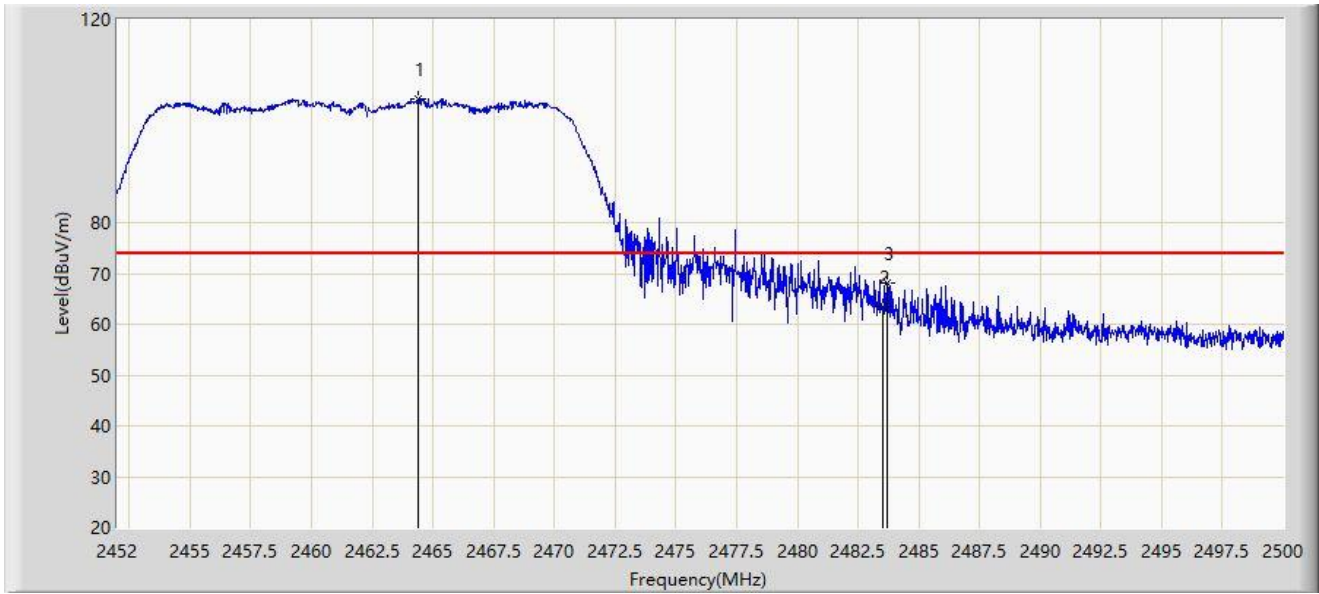
No	Mark	Frequency (MHz)	Measure Level (dB μ V/m)	Reading Level (dB μ V)	Margin (dB)	Limit (dB μ V/m)	Factor (dB/m)	Type
1	*	2389.912	46.616	15.764	-7.384	54.000	30.852	AV
2		2390.000	46.538	15.687	-7.462	54.000	30.850	AV
3		2419.312	96.234	65.429	N/A	N/A	30.805	AV

Note 1: " * ", means this data is the worst emission level.

Note 2: Measure Level (dB μ V/m) = Reading Level (dB μ V) + Factor (dB/m).

Note 3: Factor (dB/m) = Cable Loss (dB) + Antenna Factor (dB/m).

Site: NS-AC1	Test Date: 2023-08-06
Limit: FCC_2.4G_RE(3m)	Engineer: Flag Yang
Probe: NS-AC1_BBHA9120D_2111_1-18GHz	Polarity: Horizontal
EUT: Wireless Module	Power: Powered by Test Fixture
Test Mode: Transmit by 802.11n-HT20 at 2462MHz	



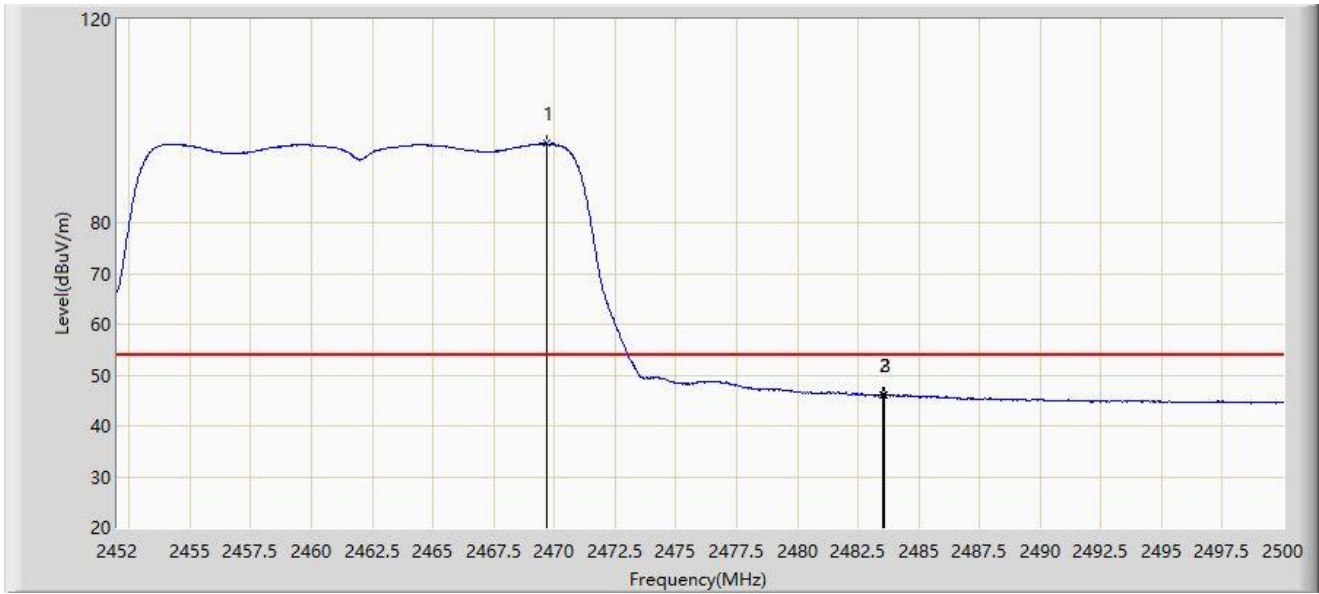
No	Mark	Frequency (MHz)	Measure Level (dB μ V/m)	Reading Level (dB μ V)	Margin (dB)	Limit (dB μ V/m)	Factor (dB/m)	Type
1		2464.408	104.355	73.492	N/A	N/A	30.863	PK
2		2483.500	63.383	32.621	-10.617	74.000	30.761	PK
3	*	2483.704	68.073	37.311	-5.927	74.000	30.762	PK

Note 1: " * ", means this data is the worst emission level.

Note 2: Measure Level (dB μ V/m) = Reading Level (dB μ V) + Factor (dB/m).

Note 3: Factor (dB/m) = Cable Loss (dB) + Antenna Factor (dB/m).

Site: NS-AC1	Test Date: 2023-08-06
Limit: FCC_2.4G_RE(3m)	Engineer: Flag Yang
Probe: NS-AC1_BBHA9120D_2111_1-18GHz	Polarity: Horizontal
EUT: Wireless Module	Power: Powered by Test Fixture
Test Mode: Transmit by 802.11n-HT20 at 2462MHz	



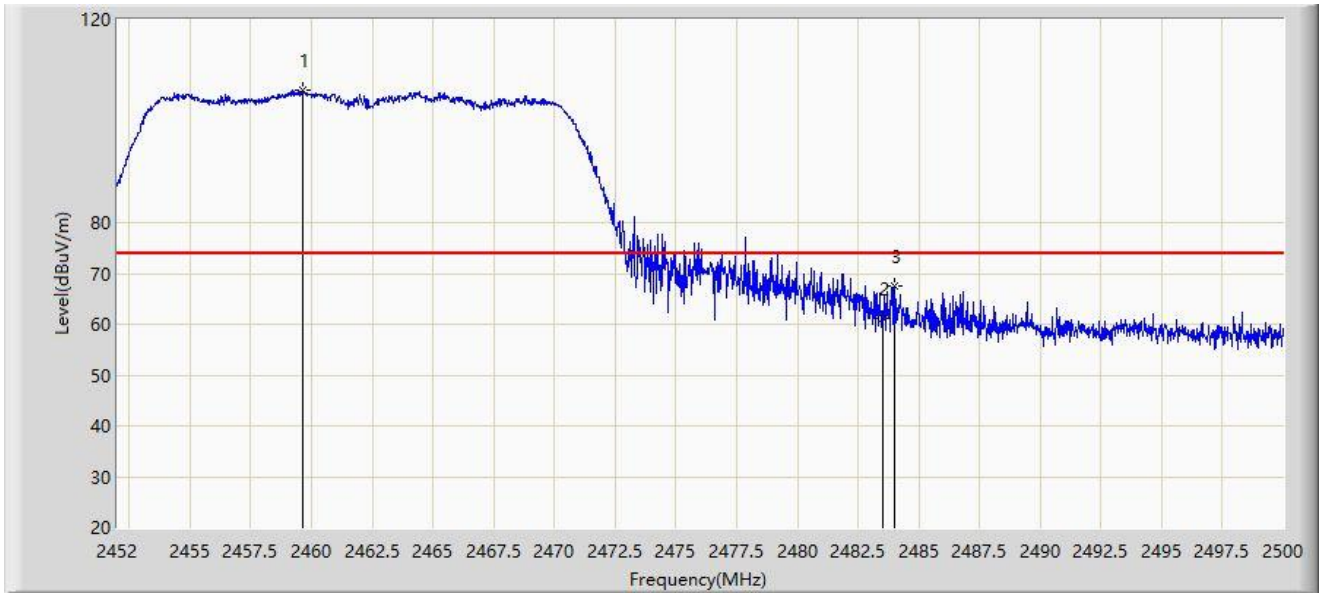
No	Mark	Frequency (MHz)	Measure Level (dB μ V/m)	Reading Level (dB μ V)	Margin (dB)	Limit (dB μ V/m)	Factor (dB/m)	Type
1		2469.664	95.564	64.738	N/A	N/A	30.826	AV
2		2483.500	45.990	15.228	-8.010	54.000	30.761	AV
3	*	2483.608	46.099	15.337	-7.901	54.000	30.762	AV

Note 1: " * ", means this data is the worst emission level.

Note 2: Measure Level (dB μ V/m) = Reading Level (dB μ V) + Factor (dB/m).

Note 3: Factor (dB/m) = Cable Loss (dB) + Antenna Factor (dB/m).

Site: NS-AC1	Test Date: 2023-08-06
Limit: FCC_2.4G_RE(3m)	Engineer: Flag Yang
Probe: NS-AC1_BBHA9120D_2111_1-18GHz	Polarity: Vertical
EUT: Wireless Module	Power: Powered by Test Fixture
Test Mode: Transmit by 802.11n-HT20 at 2462MHz	



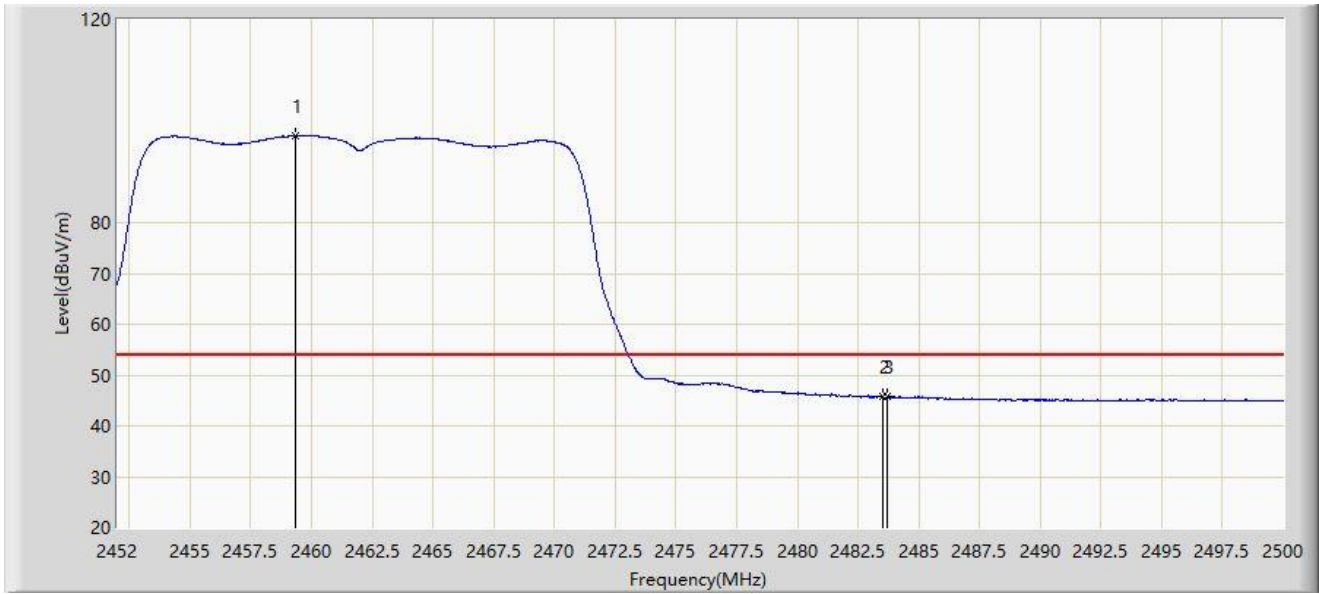
No	Mark	Frequency (MHz)	Measure Level (dB μ V/m)	Reading Level (dB μ V)	Margin (dB)	Limit (dB μ V/m)	Factor (dB/m)	Type
1		2459.656	106.092	75.216	N/A	N/A	30.876	PK
2		2483.500	61.182	30.420	-12.818	74.000	30.761	PK
3	*	2483.992	67.649	36.887	-6.351	74.000	30.762	PK

Note 1: " * ", means this data is the worst emission level.

Note 2: Measure Level (dB μ V/m) = Reading Level (dB μ V) + Factor (dB/m).

Note 3: Factor (dB/m) = Cable Loss (dB) + Antenna Factor (dB/m).

Site: NS-AC1	Test Date: 2023-08-06
Limit: FCC_2.4G_RE(3m)	Engineer: Flag Yang
Probe: NS-AC1_BBHA9120D_2111_1-18GHz	Polarity: Vertical
EUT: Wireless Module	Power: Powered by Test Fixture
Test Mode: Transmit by 802.11n-HT20 at 2462MHz	



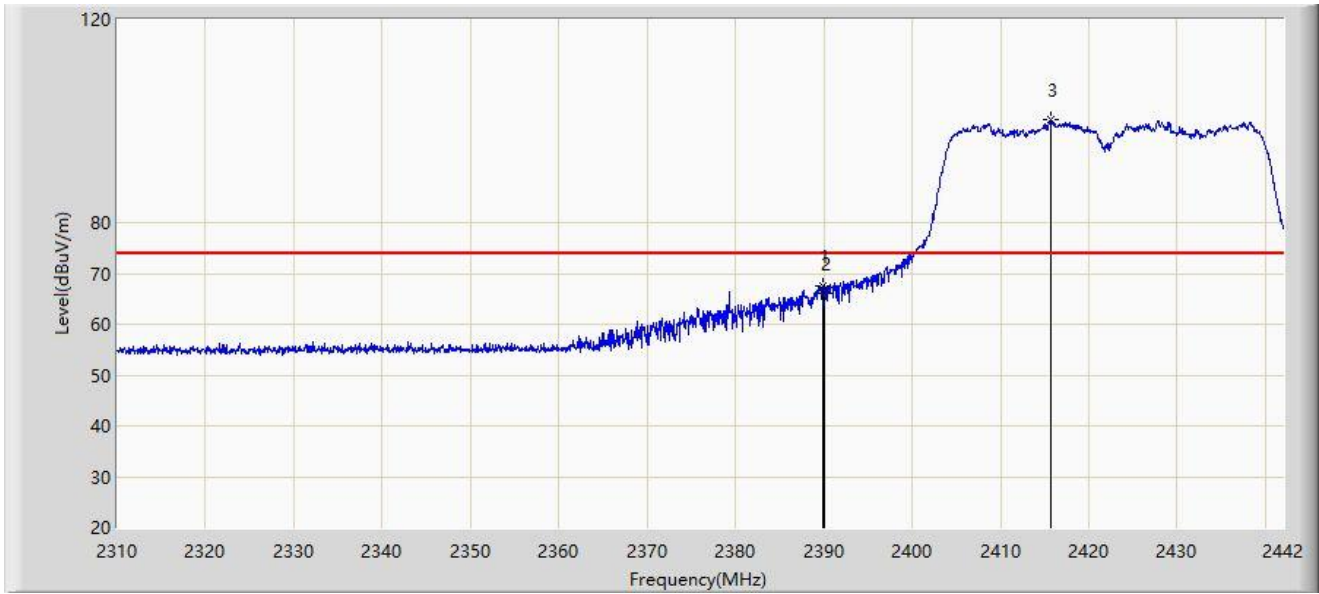
No	Mark	Frequency (MHz)	Measure Level (dB μ V/m)	Reading Level (dB μ V)	Margin (dB)	Limit (dB μ V/m)	Factor (dB/m)	Type
1		2459.320	97.154	66.278	N/A	N/A	30.875	AV
2		2483.500	45.681	14.919	-8.319	54.000	30.761	AV
3	*	2483.704	45.740	14.978	-8.260	54.000	30.762	AV

Note 1: " * ", means this data is the worst emission level.

Note 2: Measure Level (dB μ V/m) = Reading Level (dB μ V) + Factor (dB/m).

Note 3: Factor (dB/m) = Cable Loss (dB) + Antenna Factor (dB/m).

Site: NS-AC1	Test Date: 2023-08-06
Limit: FCC_2.4G_RE(3m)	Engineer: Flag Yang
Probe: NS-AC1_BBHA9120D_2111_1-18GHz	Polarity: Horizontal
EUT: Wireless Module	Power: Powered by Test Fixture
Test Mode: Transmit by 802.11n-HT40 at 2422MHz	



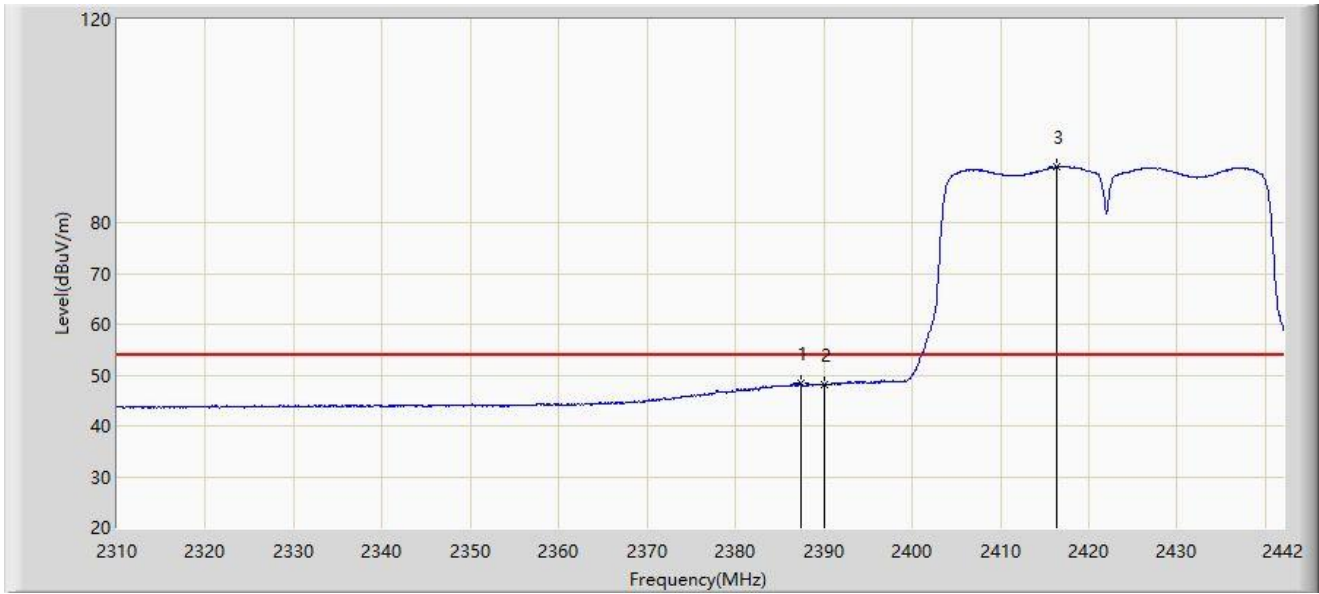
No	Mark	Frequency (MHz)	Measure Level (dBμV/m)	Reading Level (dBμV)	Margin (dB)	Limit (dBμV/m)	Factor (dB/m)	Type
1	*	2389.860	67.560	36.708	-6.440	74.000	30.852	PK
2		2390.000	66.196	35.345	-7.804	74.000	30.850	PK
3		2415.666	100.257	69.426	N/A	N/A	30.831	PK

Note 1: " * ", means this data is the worst emission level.

Note 2: Measure Level (dBμV/m) = Reading Level (dBμV) + Factor (dB/m).

Note 3: Factor (dB/m) = Cable Loss (dB) + Antenna Factor (dB/m).

Site: NS-AC1	Test Date: 2023-08-06
Limit: FCC_2.4G_RE(3m)	Engineer: Flag Yang
Probe: NS-AC1_BBHA9120D_2111_1-18GHz	Polarity: Horizontal
EUT: Wireless Module	Power: Powered by Test Fixture
Test Mode: Transmit by 802.11n-HT40 at 2422MHz	



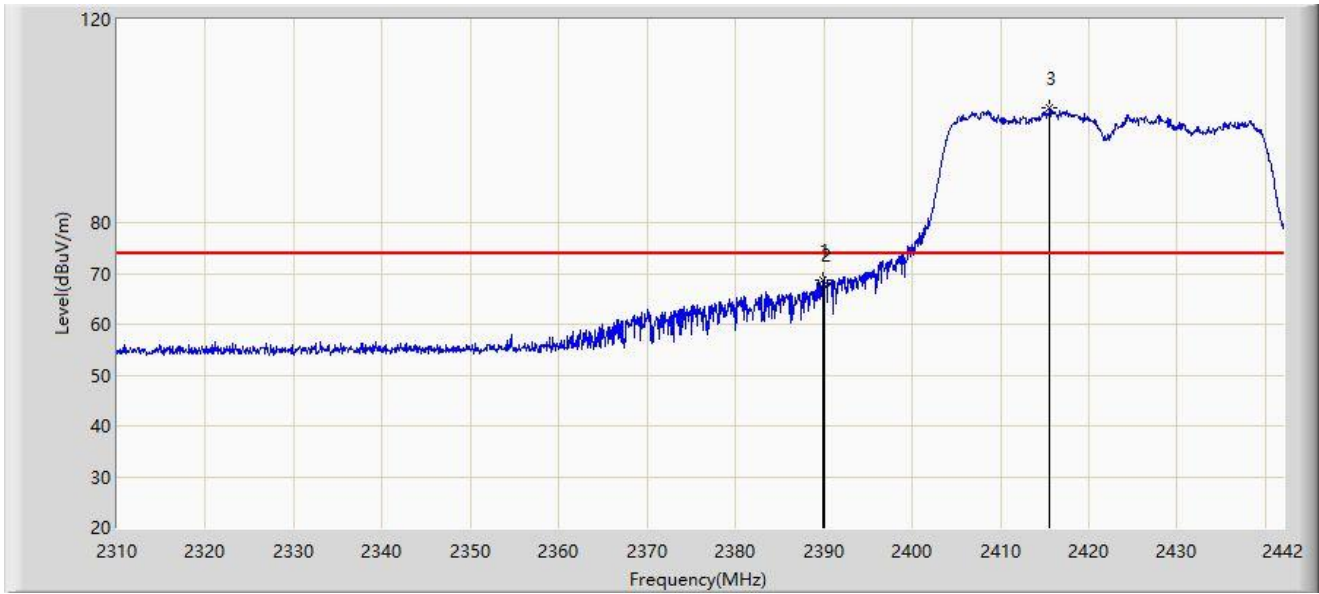
No	Mark	Frequency (MHz)	Measure Level (dB μ V/m)	Reading Level (dB μ V)	Margin (dB)	Limit (dB μ V/m)	Factor (dB/m)	Type
1	*	2387.352	48.324	17.450	-5.676	54.000	30.874	AV
2		2390.000	48.134	17.283	-5.866	54.000	30.850	AV
3		2416.326	91.008	60.182	N/A	N/A	30.826	AV

Note 1: " * ", means this data is the worst emission level.

Note 2: Measure Level (dB μ V/m) = Reading Level (dB μ V) + Factor (dB/m).

Note 3: Factor (dB/m) = Cable Loss (dB) + Antenna Factor (dB/m).

Site: NS-AC1	Test Date: 2023-08-06
Limit: FCC_2.4G_RE(3m)	Engineer: Flag Yang
Probe: NS-AC1_BBHA9120D_2111_1-18GHz	Polarity: Vertical
EUT: Wireless Module	Power: Powered by Test Fixture
Test Mode: Transmit by 802.11n-HT40 at 2422MHz	



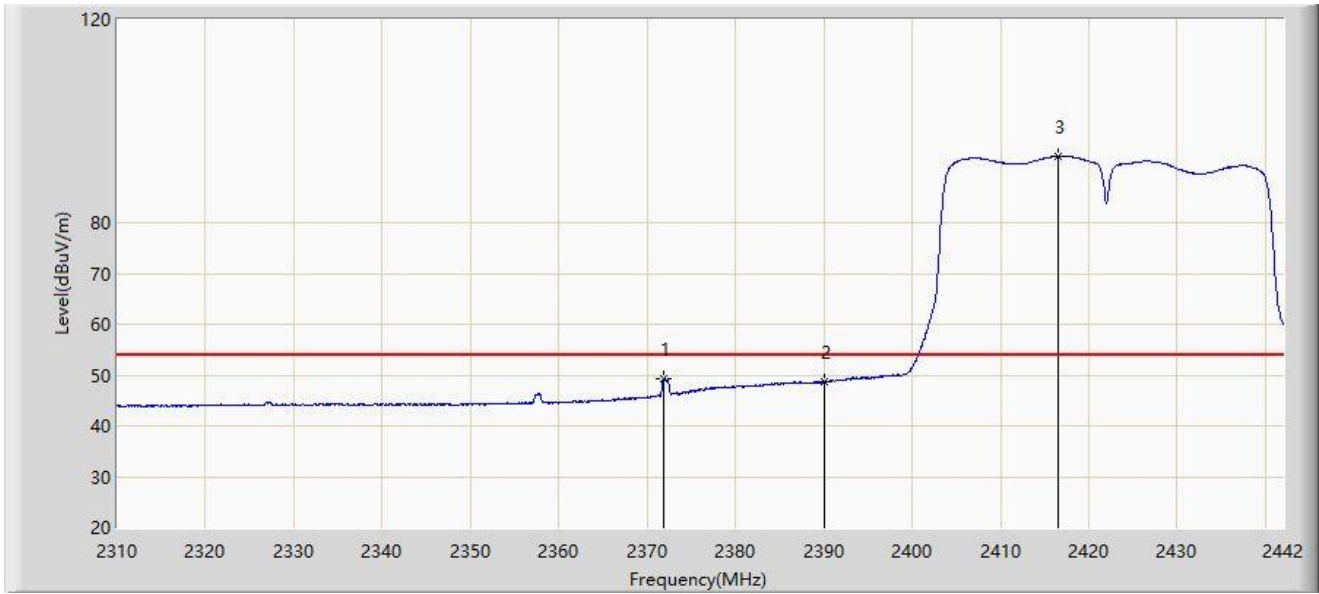
No	Mark	Frequency (MHz)	Measure Level (dB μ V/m)	Reading Level (dB μ V)	Margin (dB)	Limit (dB μ V/m)	Factor (dB/m)	Type
1	*	2389.926	68.597	37.746	-5.403	74.000	30.852	PK
2		2390.000	67.742	36.891	-6.258	74.000	30.850	PK
3		2415.534	102.617	71.785	N/A	N/A	30.832	PK

Note 1: " * ", means this data is the worst emission level.

Note 2: Measure Level (dB μ V/m) = Reading Level (dB μ V) + Factor (dB/m).

Note 3: Factor (dB/m) = Cable Loss (dB) + Antenna Factor (dB/m).

Site: NS-AC1	Test Date: 2023-08-06
Limit: FCC_2.4G_RE(3m)	Engineer: Flag Yang
Probe: NS-AC1_BBHA9120D_2111_1-18GHz	Polarity: Vertical
EUT: Wireless Module	Power: Powered by Test Fixture
Test Mode: Transmit by 802.11n-HT40 at 2422MHz	



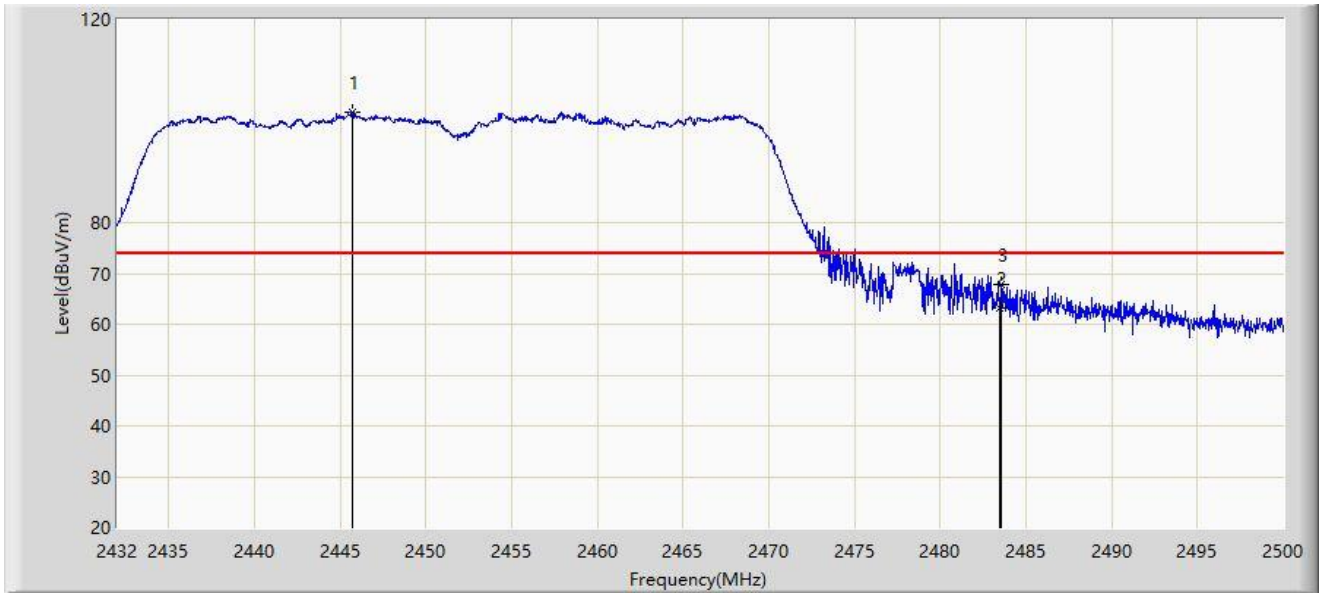
No	Mark	Frequency (MHz)	Measure Level (dB μ V/m)	Reading Level (dB μ V)	Margin (dB)	Limit (dB μ V/m)	Factor (dB/m)	Type
1	*	2371.908	49.297	18.372	-4.703	54.000	30.925	AV
2		2390.000	48.591	17.740	-5.409	54.000	30.850	AV
3		2416.590	93.135	62.311	N/A	N/A	30.824	AV

Note 1: " * ", means this data is the worst emission level.

Note 2: Measure Level (dB μ V/m) = Reading Level (dB μ V) + Factor (dB/m).

Note 3: Factor (dB/m) = Cable Loss (dB) + Antenna Factor (dB/m).

Site: NS-AC1	Test Date: 2023-08-06
Limit: FCC_2.4G_RE(3m)	Engineer: Flag Yang
Probe: NS-AC1_BBHA9120D_2111_1-18GHz	Polarity: Horizontal
EUT: Wireless Module	Power: Powered by Test Fixture
Test Mode: Transmit by 802.11n-HT40 at 2452MHz	



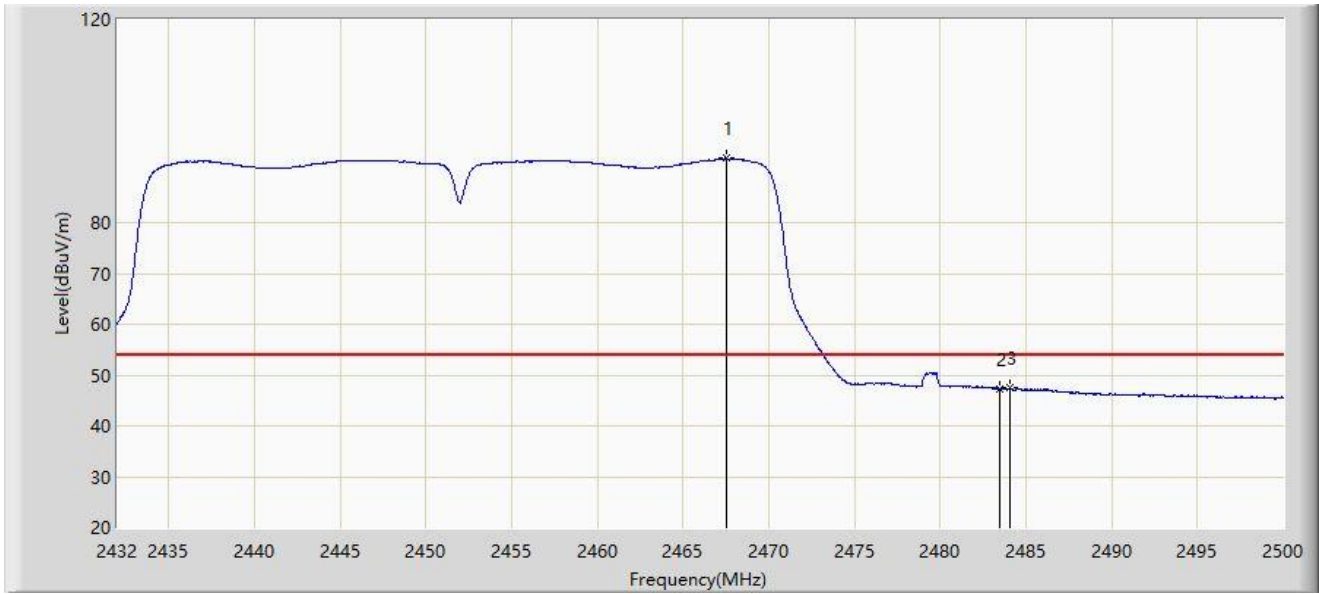
No	Mark	Frequency (MHz)	Measure Level (dB μ V/m)	Reading Level (dB μ V)	Margin (dB)	Limit (dB μ V/m)	Factor (dB/m)	Type
1		2445.702	101.869	71.015	N/A	N/A	30.854	PK
2		2483.500	63.235	32.473	-10.765	74.000	30.761	PK
3	*	2483.578	67.734	36.972	-6.266	74.000	30.762	PK

Note 1: " * ", means this data is the worst emission level.

Note 2: Measure Level (dB μ V/m) = Reading Level (dB μ V) + Factor (dB/m).

Note 3: Factor (dB/m) = Cable Loss (dB) + Antenna Factor (dB/m).

Site: NS-AC1	Test Date: 2023-08-06
Limit: FCC_2.4G_RE(3m)	Engineer: Flag Yang
Probe: NS-AC1_BBHA9120D_2111_1-18GHz	Polarity: Horizontal
EUT: Wireless Module	Power: Powered by Test Fixture
Test Mode: Transmit by 802.11n-HT40 at 2452MHz	



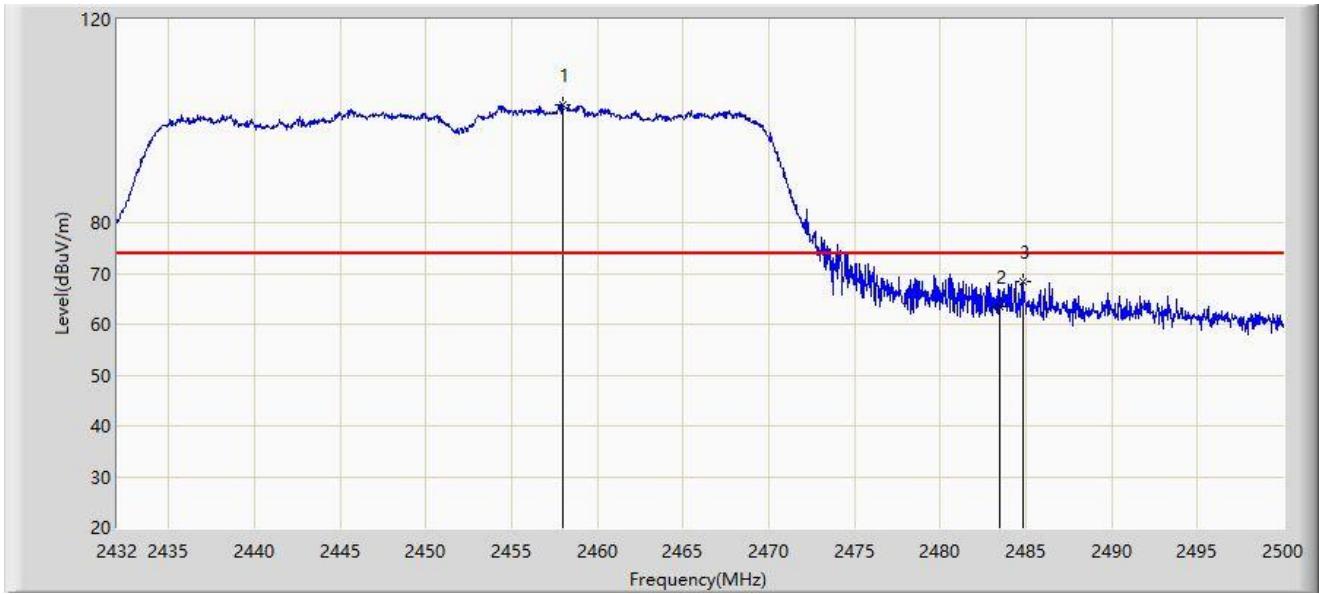
No	Mark	Frequency (MHz)	Measure Level (dB μ V/m)	Reading Level (dB μ V)	Margin (dB)	Limit (dB μ V/m)	Factor (dB/m)	Type
1		2467.530	92.637	61.796	N/A	N/A	30.840	AV
2		2483.500	47.350	16.588	-6.650	54.000	30.761	AV
3	*	2484.054	47.496	16.734	-6.504	54.000	30.762	AV

Note 1: " * ", means this data is the worst emission level.

Note 2: Measure Level (dB μ V/m) = Reading Level (dB μ V) + Factor (dB/m).

Note 3: Factor (dB/m) = Cable Loss (dB) + Antenna Factor (dB/m).

Site: NS-AC1	Test Date: 2023-08-06
Limit: FCC_2.4G_RE(3m)	Engineer: Flag Yang
Probe: NS-AC1_BBHA9120D_2111_1-18GHz	Polarity: Vertical
EUT: Wireless Module	Power: Powered by Test Fixture
Test Mode: Transmit by 802.11n-HT40 at 2452MHz	



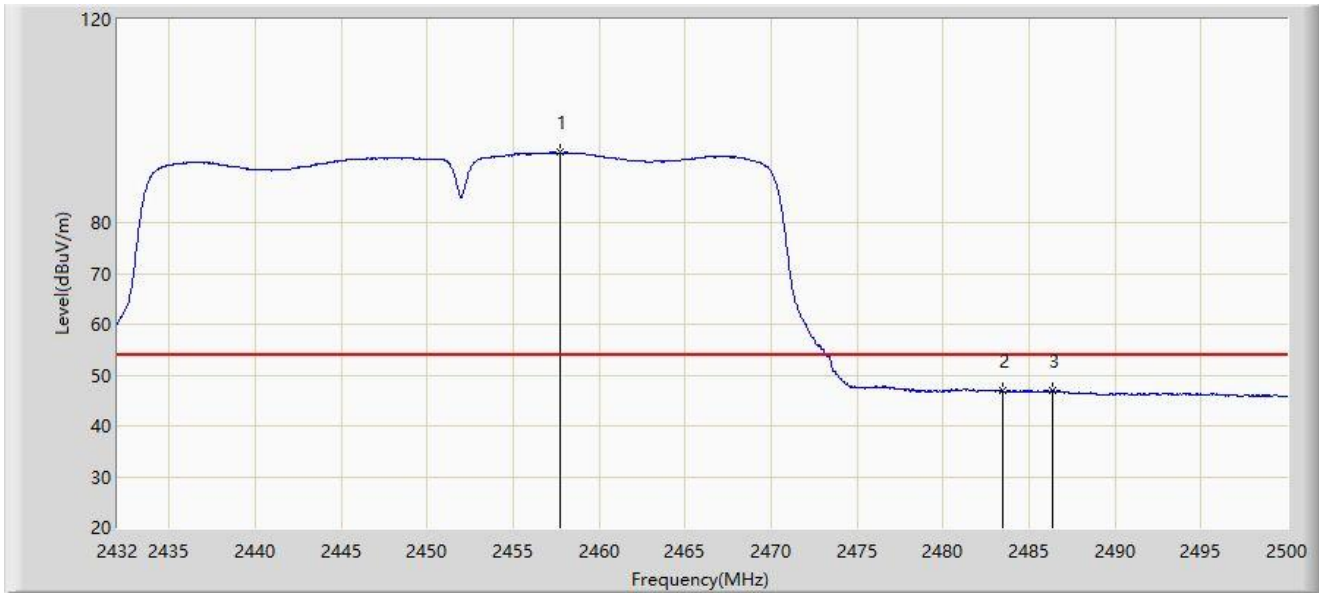
No	Mark	Frequency (MHz)	Measure Level (dB μ V/m)	Reading Level (dB μ V)	Margin (dB)	Limit (dB μ V/m)	Factor (dB/m)	Type
1		2457.976	103.149	72.275	N/A	N/A	30.873	PK
2		2483.500	63.600	32.838	-10.400	74.000	30.761	PK
3	*	2484.802	68.283	37.521	-5.717	74.000	30.763	PK

Note 1: " * ", means this data is the worst emission level.

Note 2: Measure Level (dB μ V/m) = Reading Level (dB μ V) + Factor (dB/m).

Note 3: Factor (dB/m) = Cable Loss (dB) + Antenna Factor (dB/m).

Site: NS-AC1	Test Date: 2023-08-06
Limit: FCC_2.4G_RE(3m)	Engineer: Flag Yang
Probe: NS-AC1_BBHA9120D_2111_1-18GHz	Polarity: Vertical
EUT: Wireless Module	Power: Powered by Test Fixture
Test Mode: Transmit by 802.11n-HT40 at 2452MHz	



No	Mark	Frequency (MHz)	Measure Level (dB μ V/m)	Reading Level (dB μ V)	Margin (dB)	Limit (dB μ V/m)	Factor (dB/m)	Type
1		2457.704	93.792	62.919	N/A	N/A	30.874	AV
2		2483.500	46.958	16.196	-7.042	54.000	30.761	AV
3	*	2486.400	46.972	16.209	-7.028	54.000	30.763	AV

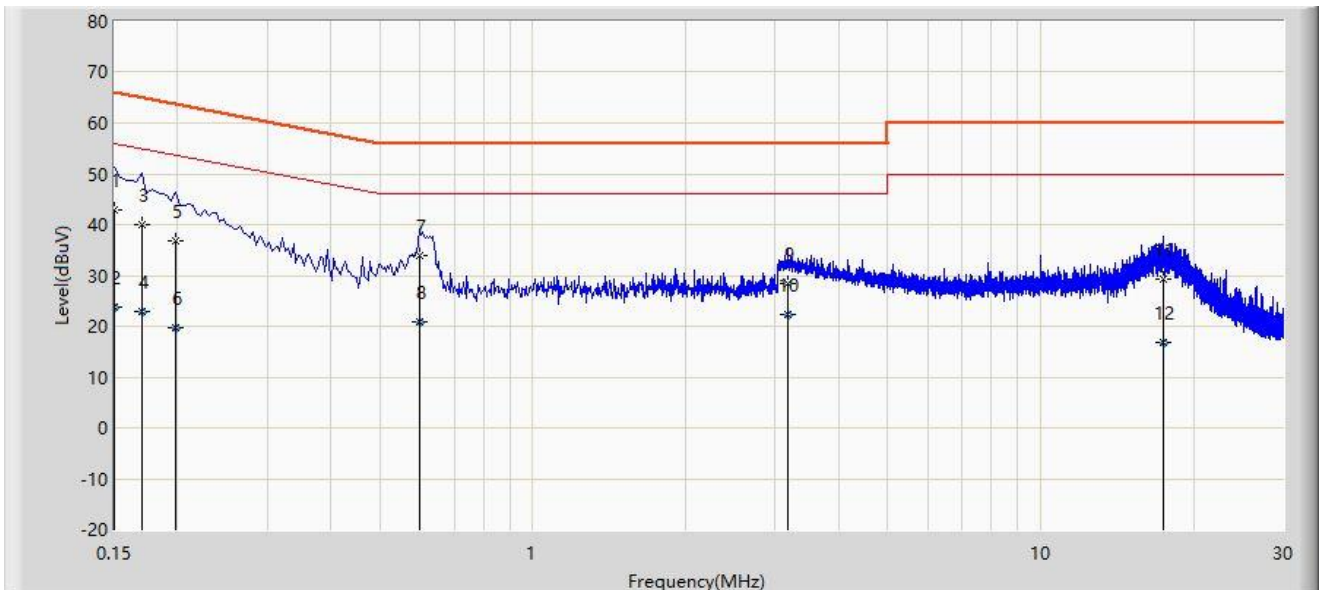
Note 1: " * ", means this data is the worst emission level.

Note 2: Measure Level (dB μ V/m) = Reading Level (dB μ V) + Factor (dB/m).

Note 3: Factor (dB/m) = Cable Loss (dB) + Antenna Factor (dB/m).

A.8 AC Conducted Emissions Test Result

Site: NS-SR2	Test Date: 2023-08-09
Temperature: 25.1°C	Humidity: 48%
Limit: FCC_Part15.207_CE_AC Power	Engineer: Flag Yang
Probe: ENV216_102493_0.15MHz~30MHz-C-2023	Polarity: Line
EUT: Wireless Module	Power: Powered by Test Fixture
Test Mode: Transmitter by 802.11b at 2462MHz	



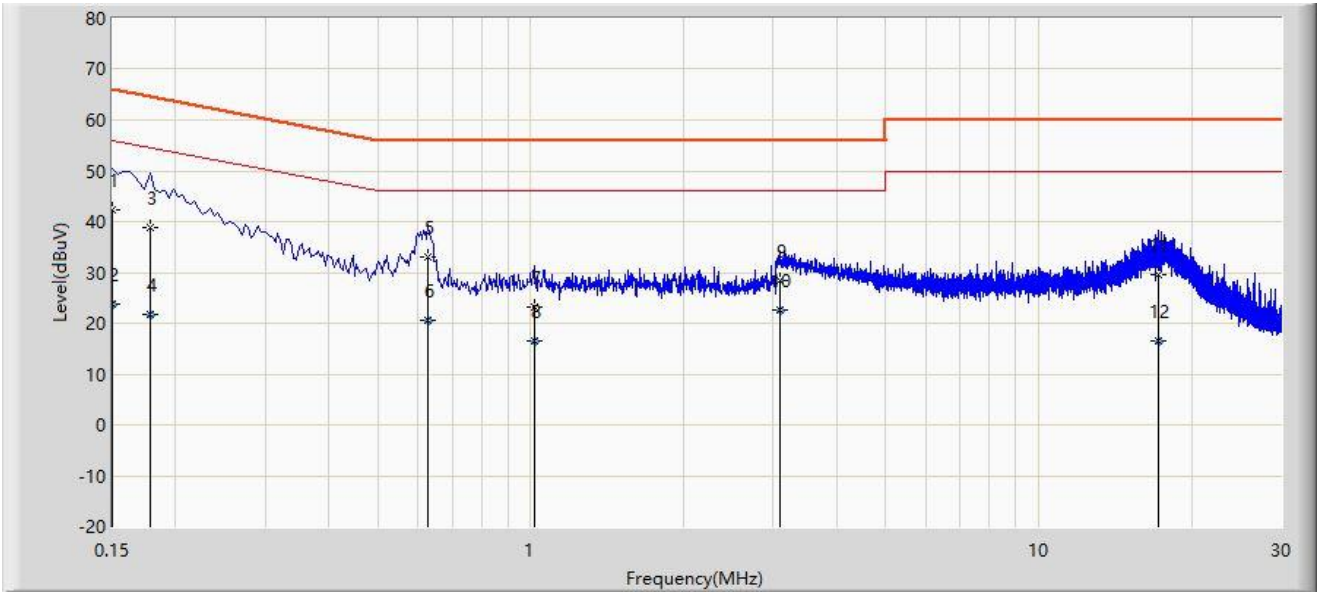
No	Mark	Frequency (MHz)	Measure Level (dBμV)	Reading Level (dBμV)	Margin (dB)	Limit (dBμV)	Factor (dB)	Type
1		0.150	43.030	33.343	-22.970	66.000	9.687	QP
2		0.150	23.812	14.125	-32.188	56.000	9.687	AV
3		0.170	40.037	30.346	-24.924	64.960	9.690	QP
4		0.170	23.007	13.317	-31.953	54.960	9.690	AV
5		0.198	36.699	27.015	-26.995	63.694	9.683	QP
6		0.198	19.798	10.115	-33.896	53.694	9.683	AV
7	*	0.598	33.912	24.189	-22.088	56.000	9.723	QP
8		0.598	20.871	11.148	-25.129	46.000	9.723	AV
9		3.186	28.297	18.495	-27.703	56.000	9.801	QP
10		3.186	22.351	12.550	-23.649	46.000	9.801	AV
11		17.382	29.260	19.156	-30.740	60.000	10.104	QP
12		17.382	16.680	6.576	-33.320	50.000	10.104	AV

Note 1: " * ", means this data is the worst emission level.

Note 2: Measure Level (dBμV) = Reading Level (dBμV) + Factor (dB).

Note 3: Factor (dB) = Cable Loss (dB) + LISN Factor (dB).

Site: NS-SR2	Test Date: 2023-08-09
Temperature: 25.1°C	Humidity: 48%
Limit: FCC_Part15.207_CE_AC Power	Engineer: Flag Yang
Probe: ENV216_102493_0.15MHz~30MHz-C-2023	Polarity: Neutral
EUT: Wireless Module	Power: Powered by Test Fixture
Test Mode: Transmitter by 802.11b at 2462MHz	



No	Mark	Frequency (MHz)	Measure Level (dB μ V)	Reading Level (dB μ V)	Margin (dB)	Limit (dB μ V)	Factor (dB)	Type
1		0.150	42.457	32.810	-23.543	66.000	9.647	QP
2		0.150	23.653	14.006	-32.347	56.000	9.647	AV
3		0.178	38.842	29.181	-25.737	64.578	9.661	QP
4		0.178	21.867	12.206	-32.711	54.578	9.661	AV
5	*	0.626	33.067	23.394	-22.933	56.000	9.673	QP
6		0.626	20.496	10.823	-25.504	46.000	9.673	AV
7		1.014	23.080	13.395	-32.920	56.000	9.685	QP
8		1.014	16.657	6.972	-29.343	46.000	9.685	AV
9		3.094	28.414	18.645	-27.586	56.000	9.769	QP
10		3.094	22.516	12.746	-23.484	46.000	9.769	AV
11		17.186	29.575	19.300	-30.425	60.000	10.276	QP
12		17.186	16.634	6.358	-33.366	50.000	10.276	AV

Note 1: " * ", means this data is the worst emission level.

Note 2: Measure Level (dB μ V) = Reading Level (dB μ V) + Factor (dB).

Note 3: Factor (dB) = Cable Loss (dB) + LISN Factor (dB).

Appendix B - Test Setup Photograph

Refer to "2305RSU049-UT" file.

Appendix C - EUT Photograph

Refer to "2305RSU049-UE" file.

_____ The End _____