


RF Test Setup Photo


Description: Front View of Conducted Emission Test Setup for Power Port




Description: Back View of Conducted Emission Test Setup for Power Port




Description: Radiated Spurious Emissions Test Setup (9KHz ~ 30MHz)




Description: Radiated Spurious Emissions Test Setup (30MHz ~ 1GHz)



Description: Radiated Spurious Emissions Test Setup (above 1GHz)



Description: Conducted Test Setup



Description: DFS Test Setup




SAR Test Setup Photo


Description: Body Back Position with 0mm gap for Ant 3




Description: Body Back Position with 0mm gap for Ant 2



Description: Body Left Position with 0mm gap



Description: Body Right Position with 0mm gap



Description: Body Top Position with 0mm gap



Description: Body Bottom Position with 0mm gap

