

PHOTOGRAPHS OF THE TEST CONFIGURATION



CONDUCTED EMISSION TEST (Mode 1)




CONDUCTED EMISSION TEST (Mode 2)





RADIATED EMISSION TEST (Below 30 MHz) (Y-Plane)





RADIATED EMISSION TEST (30 MHz ~ 1 GHz) (Z-Plane)





RADIATED EMISSION TEST (Above 1GHz) (X-Plane)



