

Photographs of EUT Setup and Antenna Location

The photographs of EUT and setup for SAR testing are shown as follows.

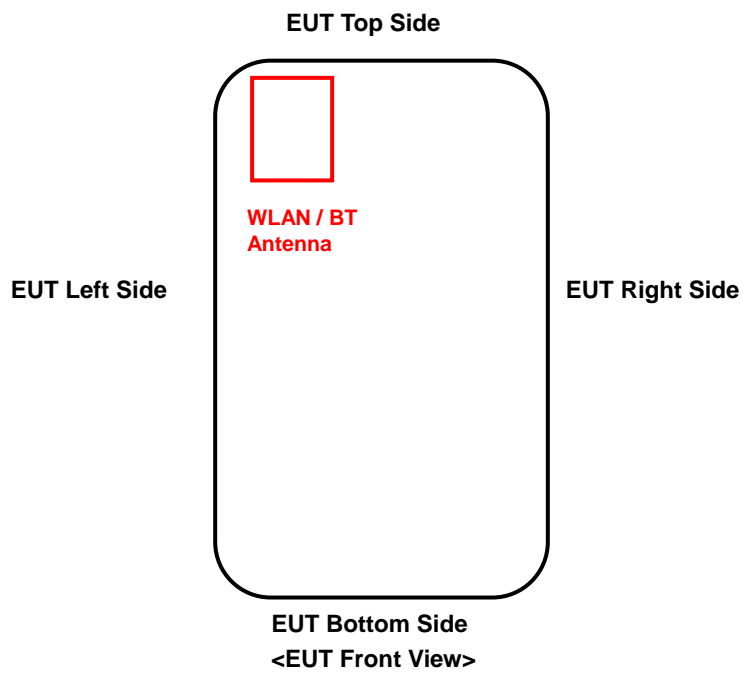
<Photographs of EUT>



<Photographs of Support unit>




<Antenna Location>



The separation distance for antenna to edge:

Antenna	To Top Side (mm)	To Bottom Side (mm)	To Left Side (mm)	To Right Side (mm)
WLAN / BT	4.62	122.53	5.06	55.06


<Photographs of Head SAR Test Setup>



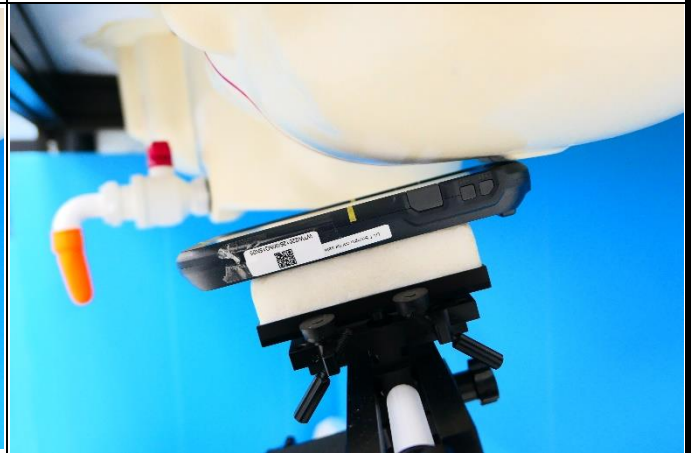
Right Cheek of EUT Tested



Right Tilted of EUT Tested




Left Cheek of EUT Tested



Left Tilted of EUT Tested

<Photographs of Body SAR Test Setup>



<Photographs of Body SAR Test Setup>



Front Face of Holster 1 Tested at 0 mm



Rear Face of Holster 1 Tested at 0 mm



Front Face of Holster 2 Tested at 0 mm



Rear Face of Holster 2 Tested at 0 mm

<Photographs of Extrimity SAR Test Setup>




Front Face of EUT Tested at 0 mm



Rear Face of EUT Tested at 0 mm



Left Side of EUT Tested at 0 mm



Top Side of EUT Tested at 0 mm