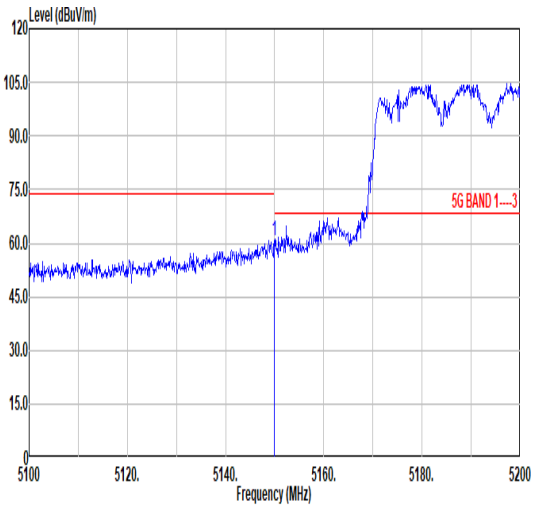
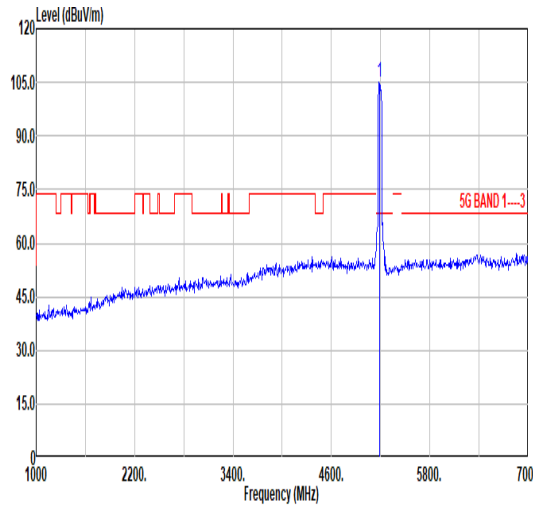
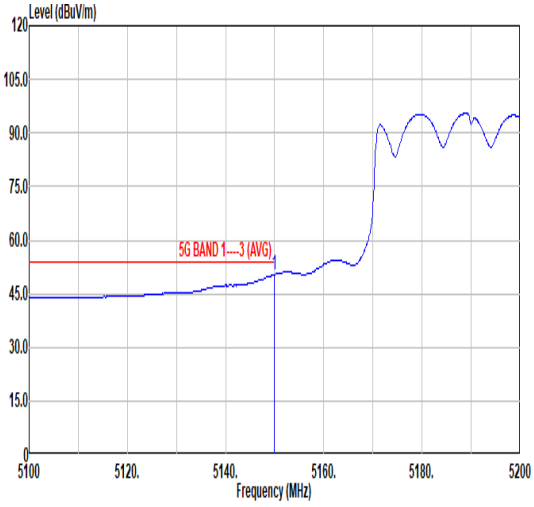
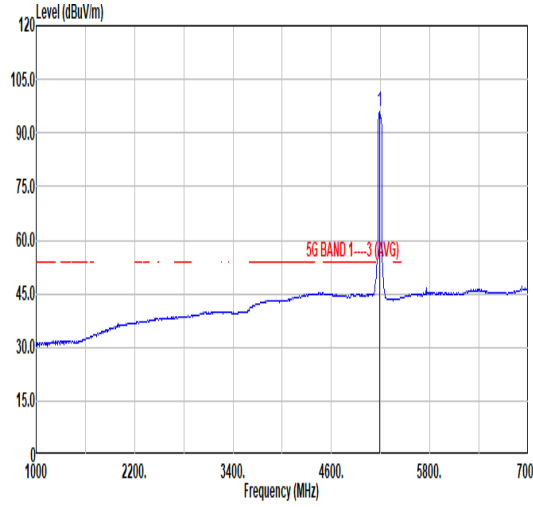




	30																																																																													
Mode	Band Edge																																																																													
	U-NII-2C_5.47-5.725_802.11ax HE20_CH140_Partial_RU106/54_5700MHz																																																																													
ANT	CDD 9+10																																																																													
Pol.	Vertical	Fundamental																																																																												
Peak	<table border="1" data-bbox="263 1115 774 1238"> <thead> <tr> <th>Limit</th> <th>Read</th> <th>Ant</th> <th>Cable</th> <th>Preamp</th> <th>Aux</th> <th>APos</th> <th>TPos</th> <th>Remark</th> </tr> <tr> <th>Freq</th> <th>Level</th> <th>Line Margin</th> <th>Level Factor</th> <th>Loss Factor</th> <th>Factor</th> <th></th> <th></th> <th></th> </tr> <tr> <th>MHz</th> <th>dBuV/m</th> <th>dBuV/m</th> <th>dB</th> <th>dBuV</th> <th>dB/m</th> <th>dB</th> <th>dB</th> <th>cm</th> <th>deg</th> </tr> </thead> <tbody> <tr> <td>1 5745.18</td> <td>56.01</td> <td>68.30</td> <td>-12.29</td> <td>41.37</td> <td>35.18</td> <td>12.41</td> <td>32.95</td> <td>0.00</td> <td>300 316 PEAK</td> </tr> </tbody> </table>	Limit	Read	Ant	Cable	Preamp	Aux	APos	TPos	Remark	Freq	Level	Line Margin	Level Factor	Loss Factor	Factor				MHz	dBuV/m	dBuV/m	dB	dBuV	dB/m	dB	dB	cm	deg	1 5745.18	56.01	68.30	-12.29	41.37	35.18	12.41	32.95	0.00	300 316 PEAK	<table border="1" data-bbox="901 1115 1412 1238"> <thead> <tr> <th>Limit</th> <th>Read</th> <th>Ant</th> <th>Cable</th> <th>Preamp</th> <th>Aux</th> <th>APos</th> <th>TPos</th> <th>Remark</th> </tr> <tr> <th>Freq</th> <th>Level</th> <th>Line Margin</th> <th>Level Factor</th> <th>Loss Factor</th> <th>Factor</th> <th></th> <th></th> <th></th> </tr> <tr> <th>MHz</th> <th>dBuV/m</th> <th>dBuV/m</th> <th>dB</th> <th>dBuV</th> <th>dB/m</th> <th>dB</th> <th>dB</th> <th>cm</th> <th>deg</th> </tr> </thead> <tbody> <tr> <td>1 5700.00</td> <td>110.48</td> <td>-----</td> <td>-----</td> <td>95.95</td> <td>35.13</td> <td>12.36</td> <td>32.96</td> <td>0.00</td> <td>300 316 PEAK</td> </tr> </tbody> </table>	Limit	Read	Ant	Cable	Preamp	Aux	APos	TPos	Remark	Freq	Level	Line Margin	Level Factor	Loss Factor	Factor				MHz	dBuV/m	dBuV/m	dB	dBuV	dB/m	dB	dB	cm	deg	1 5700.00	110.48	-----	-----	95.95	35.13	12.36	32.96	0.00	300 316 PEAK
Limit	Read	Ant	Cable	Preamp	Aux	APos	TPos	Remark																																																																						
Freq	Level	Line Margin	Level Factor	Loss Factor	Factor																																																																									
MHz	dBuV/m	dBuV/m	dB	dBuV	dB/m	dB	dB	cm	deg																																																																					
1 5745.18	56.01	68.30	-12.29	41.37	35.18	12.41	32.95	0.00	300 316 PEAK																																																																					
Limit	Read	Ant	Cable	Preamp	Aux	APos	TPos	Remark																																																																						
Freq	Level	Line Margin	Level Factor	Loss Factor	Factor																																																																									
MHz	dBuV/m	dBuV/m	dB	dBuV	dB/m	dB	dB	cm	deg																																																																					
1 5700.00	110.48	-----	-----	95.95	35.13	12.36	32.96	0.00	300 316 PEAK																																																																					
Avg	Blank	<table border="1" data-bbox="901 1794 1412 1917"> <thead> <tr> <th>Limit</th> <th>Read</th> <th>Ant</th> <th>Cable</th> <th>Preamp</th> <th>Aux</th> <th>APos</th> <th>TPos</th> <th>Remark</th> </tr> <tr> <th>Freq</th> <th>Level</th> <th>Line Margin</th> <th>Level Factor</th> <th>Loss Factor</th> <th>Factor</th> <th></th> <th></th> <th></th> </tr> <tr> <th>MHz</th> <th>dBuV/m</th> <th>dBuV/m</th> <th>dB</th> <th>dBuV</th> <th>dB/m</th> <th>dB</th> <th>dB</th> <th>cm</th> <th>deg</th> </tr> </thead> <tbody> <tr> <td>1 5700.00</td> <td>103.33</td> <td>-----</td> <td>-----</td> <td>88.00</td> <td>35.13</td> <td>12.36</td> <td>32.96</td> <td>0.00</td> <td>300 316 AVERAGE</td> </tr> </tbody> </table>	Limit	Read	Ant	Cable	Preamp	Aux	APos	TPos	Remark	Freq	Level	Line Margin	Level Factor	Loss Factor	Factor				MHz	dBuV/m	dBuV/m	dB	dBuV	dB/m	dB	dB	cm	deg	1 5700.00	103.33	-----	-----	88.00	35.13	12.36	32.96	0.00	300 316 AVERAGE																																						
Limit	Read	Ant	Cable	Preamp	Aux	APos	TPos	Remark																																																																						
Freq	Level	Line Margin	Level Factor	Loss Factor	Factor																																																																									
MHz	dBuV/m	dBuV/m	dB	dBuV	dB/m	dB	dB	cm	deg																																																																					
1 5700.00	103.33	-----	-----	88.00	35.13	12.36	32.96	0.00	300 316 AVERAGE																																																																					

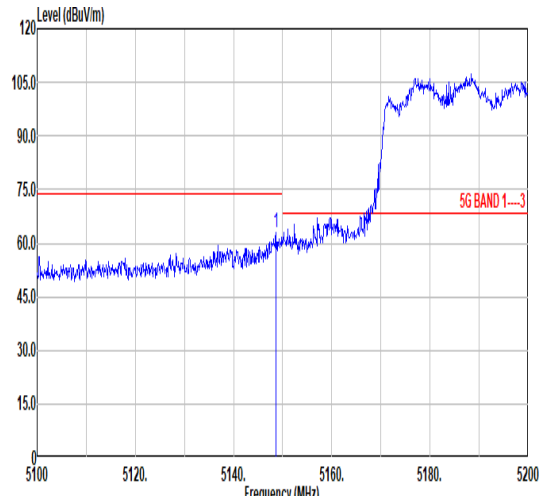
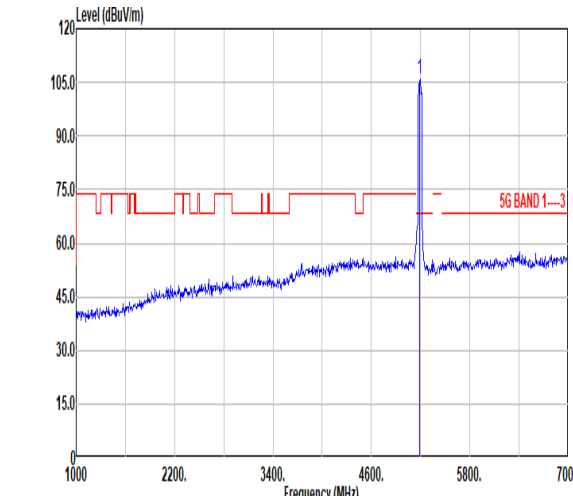
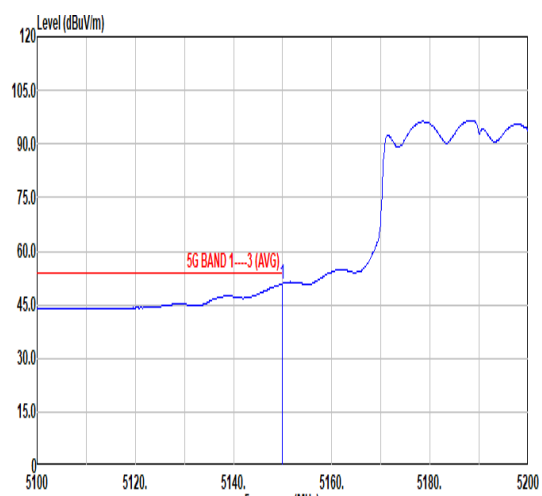
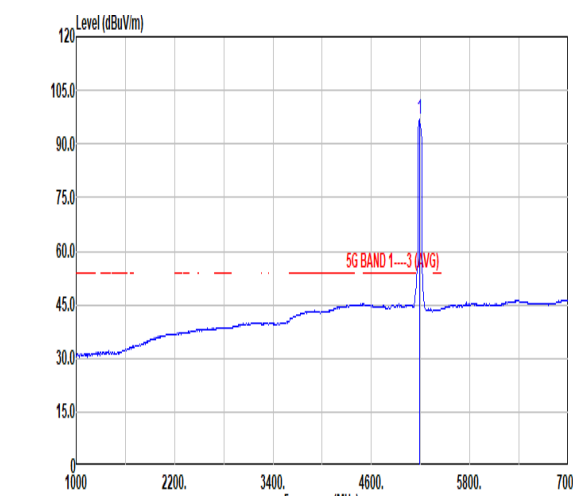


		31																																																																																		
Mode	Band Edge - L																																																																																			
	U-NII-1_5.15-5.25_802.11ax HE40_CH38_Full RU_5190MHz																																																																																			
ANT	CDD 9+10																																																																																			
Pol.	Horizontal	Fundamental																																																																																		
Peak	 <p>Level (dBuV/m) vs Frequency (MHz) for Horizontal polarization. The plot shows a signal level rising from approximately 50 dBuV/m at 5100 MHz to about 100 dBuV/m at 5200 MHz. A red horizontal line indicates the 5G BAND 1-3 limit at approximately 75 dBuV/m.</p> <table border="1"> <thead> <tr> <th>Limit</th> <th>Read</th> <th>Ant</th> <th>Cable</th> <th>Preamp</th> <th>Aux</th> <th>APos</th> <th>TPos</th> <th>Remark</th> </tr> <tr> <th>Freq</th> <th>Level</th> <th>Line</th> <th>Margin</th> <th>Level</th> <th>Factor</th> <th>Loss</th> <th>Factor</th> <th>Factor</th> </tr> <tr> <th>MHz</th> <th>dBuV/m</th> <th>dBuV/m</th> <th>dB</th> <th>dBuV</th> <th>dB/m</th> <th>dB</th> <th>dB</th> <th>cm</th> <th>deg</th> </tr> </thead> <tbody> <tr> <td>1</td> <td>5149.90</td> <td>60.81</td> <td>74.00</td> <td>-13.19</td> <td>47.47</td> <td>34.62</td> <td>11.86</td> <td>33.14</td> <td>0.00</td> <td>334</td> <td>309</td> <td>PEAK</td> </tr> </tbody> </table>	Limit	Read	Ant	Cable	Preamp	Aux	APos	TPos	Remark	Freq	Level	Line	Margin	Level	Factor	Loss	Factor	Factor	MHz	dBuV/m	dBuV/m	dB	dBuV	dB/m	dB	dB	cm	deg	1	5149.90	60.81	74.00	-13.19	47.47	34.62	11.86	33.14	0.00	334	309	PEAK	 <p>Level (dBuV/m) vs Frequency (MHz) for Fundamental polarization. The plot shows a signal level rising from approximately 40 dBuV/m at 1000 MHz to about 105 dBuV/m at 5200 MHz. A red horizontal line indicates the 5G BAND 1-3 limit at approximately 75 dBuV/m.</p> <table border="1"> <thead> <tr> <th>Limit</th> <th>Read</th> <th>Ant</th> <th>Cable</th> <th>Preamp</th> <th>Aux</th> <th>APos</th> <th>TPos</th> <th>Remark</th> </tr> <tr> <th>Freq</th> <th>Level</th> <th>Line</th> <th>Margin</th> <th>Level</th> <th>Factor</th> <th>Loss</th> <th>Factor</th> <th>Factor</th> </tr> <tr> <th>MHz</th> <th>dBuV/m</th> <th>dBuV/m</th> <th>dB</th> <th>dBuV</th> <th>dB/m</th> <th>dB</th> <th>dB</th> <th>cm</th> <th>deg</th> </tr> </thead> <tbody> <tr> <td>1</td> <td>5190.00</td> <td>105.27</td> <td>-----</td> <td>-----</td> <td>91.86</td> <td>34.65</td> <td>11.89</td> <td>33.13</td> <td>0.00</td> <td>334</td> <td>309</td> <td>PEAK</td> </tr> </tbody> </table>	Limit	Read	Ant	Cable	Preamp	Aux	APos	TPos	Remark	Freq	Level	Line	Margin	Level	Factor	Loss	Factor	Factor	MHz	dBuV/m	dBuV/m	dB	dBuV	dB/m	dB	dB	cm	deg	1	5190.00	105.27	-----	-----	91.86	34.65	11.89	33.13	0.00	334	309	PEAK
	Limit	Read	Ant	Cable	Preamp	Aux	APos	TPos	Remark																																																																											
Freq	Level	Line	Margin	Level	Factor	Loss	Factor	Factor																																																																												
MHz	dBuV/m	dBuV/m	dB	dBuV	dB/m	dB	dB	cm	deg																																																																											
1	5149.90	60.81	74.00	-13.19	47.47	34.62	11.86	33.14	0.00	334	309	PEAK																																																																								
Limit	Read	Ant	Cable	Preamp	Aux	APos	TPos	Remark																																																																												
Freq	Level	Line	Margin	Level	Factor	Loss	Factor	Factor																																																																												
MHz	dBuV/m	dBuV/m	dB	dBuV	dB/m	dB	dB	cm	deg																																																																											
1	5190.00	105.27	-----	-----	91.86	34.65	11.89	33.13	0.00	334	309	PEAK																																																																								
Avg	 <p>Level (dBuV/m) vs Frequency (MHz) for Horizontal polarization, Average. The plot shows a signal level rising from approximately 45 dBuV/m at 5100 MHz to about 95 dBuV/m at 5200 MHz. A red horizontal line indicates the 5G BAND 1-3 (AVG) limit at approximately 55 dBuV/m.</p> <table border="1"> <thead> <tr> <th>Limit</th> <th>Read</th> <th>Ant</th> <th>Cable</th> <th>Preamp</th> <th>Aux</th> <th>APos</th> <th>TPos</th> <th>Remark</th> </tr> <tr> <th>Freq</th> <th>Level</th> <th>Line</th> <th>Margin</th> <th>Level</th> <th>Factor</th> <th>Loss</th> <th>Factor</th> <th>Factor</th> </tr> <tr> <th>MHz</th> <th>dBuV/m</th> <th>dBuV/m</th> <th>dB</th> <th>dBuV</th> <th>dB/m</th> <th>dB</th> <th>dB</th> <th>cm</th> <th>deg</th> </tr> </thead> <tbody> <tr> <td>1</td> <td>5150.00</td> <td>50.47</td> <td>54.00</td> <td>-3.53</td> <td>37.13</td> <td>34.62</td> <td>11.86</td> <td>33.14</td> <td>0.00</td> <td>334</td> <td>309</td> <td>AVERAGE</td> </tr> </tbody> </table>	Limit	Read	Ant	Cable	Preamp	Aux	APos	TPos	Remark	Freq	Level	Line	Margin	Level	Factor	Loss	Factor	Factor	MHz	dBuV/m	dBuV/m	dB	dBuV	dB/m	dB	dB	cm	deg	1	5150.00	50.47	54.00	-3.53	37.13	34.62	11.86	33.14	0.00	334	309	AVERAGE	 <p>Level (dBuV/m) vs Frequency (MHz) for Fundamental polarization, Average. The plot shows a signal level rising from approximately 30 dBuV/m at 1000 MHz to about 95 dBuV/m at 5200 MHz. A red horizontal line indicates the 5G BAND 1-3 (AVG) limit at approximately 55 dBuV/m.</p> <table border="1"> <thead> <tr> <th>Limit</th> <th>Read</th> <th>Ant</th> <th>Cable</th> <th>Preamp</th> <th>Aux</th> <th>APos</th> <th>TPos</th> <th>Remark</th> </tr> <tr> <th>Freq</th> <th>Level</th> <th>Line</th> <th>Margin</th> <th>Level</th> <th>Factor</th> <th>Loss</th> <th>Factor</th> <th>Factor</th> </tr> <tr> <th>MHz</th> <th>dBuV/m</th> <th>dBuV/m</th> <th>dB</th> <th>dBuV</th> <th>dB/m</th> <th>dB</th> <th>dB</th> <th>cm</th> <th>deg</th> </tr> </thead> <tbody> <tr> <td>1</td> <td>5190.00</td> <td>95.00</td> <td>-----</td> <td>-----</td> <td>82.37</td> <td>34.65</td> <td>11.90</td> <td>33.12</td> <td>0.00</td> <td>334</td> <td>309</td> <td>AVERAGE</td> </tr> </tbody> </table>	Limit	Read	Ant	Cable	Preamp	Aux	APos	TPos	Remark	Freq	Level	Line	Margin	Level	Factor	Loss	Factor	Factor	MHz	dBuV/m	dBuV/m	dB	dBuV	dB/m	dB	dB	cm	deg	1	5190.00	95.00	-----	-----	82.37	34.65	11.90	33.12	0.00	334	309	AVERAGE
	Limit	Read	Ant	Cable	Preamp	Aux	APos	TPos	Remark																																																																											
Freq	Level	Line	Margin	Level	Factor	Loss	Factor	Factor																																																																												
MHz	dBuV/m	dBuV/m	dB	dBuV	dB/m	dB	dB	cm	deg																																																																											
1	5150.00	50.47	54.00	-3.53	37.13	34.62	11.86	33.14	0.00	334	309	AVERAGE																																																																								
Limit	Read	Ant	Cable	Preamp	Aux	APos	TPos	Remark																																																																												
Freq	Level	Line	Margin	Level	Factor	Loss	Factor	Factor																																																																												
MHz	dBuV/m	dBuV/m	dB	dBuV	dB/m	dB	dB	cm	deg																																																																											
1	5190.00	95.00	-----	-----	82.37	34.65	11.90	33.12	0.00	334	309	AVERAGE																																																																								



	31																																							
Mode	Band Edge - R																																							
	U-NII-1_5.15-5.25_802.11ax HE40_CH38_Full RU_5190MHz																																							
ANT	CDD 9+10																																							
Pol.	Horizontal	Fundamental																																						
Peak	<table border="1"> <thead> <tr> <th>Limit</th> <th>Read</th> <th>Ant</th> <th>Cable</th> <th>Preamp</th> <th>Aux</th> <th>APos</th> <th>TPos</th> <th>Remark</th> </tr> <tr> <th>Freq</th> <th>Level</th> <th>Line</th> <th>Margin</th> <th>Level</th> <th>Factor</th> <th>Loss</th> <th>Factor</th> <th>Factor</th> </tr> <tr> <th>MHz</th> <th>dBuV/m</th> <th>dBuV/m</th> <th>dB</th> <th>dBuV</th> <th>dB/m</th> <th>dB</th> <th>dB</th> <th>cm</th> <th>deg</th> </tr> </thead> <tbody> <tr> <td>1 5409.51</td> <td>54.69</td> <td>74.00</td> <td>-19.31</td> <td>40.82</td> <td>34.83</td> <td>12.10</td> <td>33.06</td> <td>0.00</td> <td>334 309 PEAK</td> </tr> </tbody> </table>	Limit	Read	Ant	Cable	Preamp	Aux	APos	TPos	Remark	Freq	Level	Line	Margin	Level	Factor	Loss	Factor	Factor	MHz	dBuV/m	dBuV/m	dB	dBuV	dB/m	dB	dB	cm	deg	1 5409.51	54.69	74.00	-19.31	40.82	34.83	12.10	33.06	0.00	334 309 PEAK	Blank
	Limit	Read	Ant	Cable	Preamp	Aux	APos	TPos	Remark																															
Freq	Level	Line	Margin	Level	Factor	Loss	Factor	Factor																																
MHz	dBuV/m	dBuV/m	dB	dBuV	dB/m	dB	dB	cm	deg																															
1 5409.51	54.69	74.00	-19.31	40.82	34.83	12.10	33.06	0.00	334 309 PEAK																															
Avg	<table border="1"> <thead> <tr> <th>Limit</th> <th>Read</th> <th>Ant</th> <th>Cable</th> <th>Preamp</th> <th>Aux</th> <th>APos</th> <th>TPos</th> <th>Remark</th> </tr> <tr> <th>Freq</th> <th>Level</th> <th>Line</th> <th>Margin</th> <th>Level</th> <th>Factor</th> <th>Loss</th> <th>Factor</th> <th>Factor</th> </tr> <tr> <th>MHz</th> <th>dBuV/m</th> <th>dBuV/m</th> <th>dB</th> <th>dBuV</th> <th>dB/m</th> <th>dB</th> <th>dB</th> <th>cm</th> <th>deg</th> </tr> </thead> <tbody> <tr> <td>1 5457.84</td> <td>43.56</td> <td>54.00</td> <td>-10.44</td> <td>29.58</td> <td>34.87</td> <td>12.15</td> <td>33.04</td> <td>0.00</td> <td>334 309 AVERAGE</td> </tr> </tbody> </table>	Limit	Read	Ant	Cable	Preamp	Aux	APos	TPos	Remark	Freq	Level	Line	Margin	Level	Factor	Loss	Factor	Factor	MHz	dBuV/m	dBuV/m	dB	dBuV	dB/m	dB	dB	cm	deg	1 5457.84	43.56	54.00	-10.44	29.58	34.87	12.15	33.04	0.00	334 309 AVERAGE	Blank
Limit	Read	Ant	Cable	Preamp	Aux	APos	TPos	Remark																																
Freq	Level	Line	Margin	Level	Factor	Loss	Factor	Factor																																
MHz	dBuV/m	dBuV/m	dB	dBuV	dB/m	dB	dB	cm	deg																															
1 5457.84	43.56	54.00	-10.44	29.58	34.87	12.15	33.04	0.00	334 309 AVERAGE																															



		31																																																																																		
Mode	Band Edge - L																																																																																			
	U-NII-1_5.15-5.25_802.11ax HE40_CH38_Full RU_5190MHz																																																																																			
ANT	CDD 9+10																																																																																			
Pol.	Vertical	Fundamental																																																																																		
Peak	 <p>Level (dBuV/m) vs Frequency (MHz) for Vertical polarization. The plot shows a signal level rising from approximately 50 dBuV/m at 5100 MHz to about 100 dBuV/m at 5200 MHz. A red horizontal line indicates the 5G BAND 1-3 limit at approximately 75 dBuV/m.</p> <table border="1"> <thead> <tr> <th>Limit</th> <th>Read</th> <th>Ant</th> <th>Cable</th> <th>Preamp</th> <th>Aux</th> <th>APos</th> <th>TPos</th> <th>Remark</th> </tr> <tr> <th>Freq</th> <th>Level</th> <th>Line Margin</th> <th>Level Factor</th> <th>Loss Factor</th> <th>Factor</th> <th></th> <th></th> <th></th> </tr> <tr> <th>MHz</th> <th>dBuV/m</th> <th>dBuV/m</th> <th>dB</th> <th>dBuV</th> <th>dB/m</th> <th>dB</th> <th>dB</th> <th>cm</th> <th>deg</th> </tr> </thead> <tbody> <tr> <td>1</td> <td>5148.70</td> <td>63.07</td> <td>74.00</td> <td>-10.93</td> <td>49.73</td> <td>34.62</td> <td>11.86</td> <td>33.14</td> <td>0.00</td> <td>307</td> <td>232</td> <td>PEAK</td> </tr> </tbody> </table>	Limit	Read	Ant	Cable	Preamp	Aux	APos	TPos	Remark	Freq	Level	Line Margin	Level Factor	Loss Factor	Factor				MHz	dBuV/m	dBuV/m	dB	dBuV	dB/m	dB	dB	cm	deg	1	5148.70	63.07	74.00	-10.93	49.73	34.62	11.86	33.14	0.00	307	232	PEAK	 <p>Level (dBuV/m) vs Frequency (MHz) for Fundamental polarization. The plot shows a signal level rising from approximately 40 dBuV/m at 1000 MHz to about 100 dBuV/m at 5200 MHz. A red horizontal line indicates the 5G BAND 1-3 limit at approximately 75 dBuV/m.</p> <table border="1"> <thead> <tr> <th>Limit</th> <th>Read</th> <th>Ant</th> <th>Cable</th> <th>Preamp</th> <th>Aux</th> <th>APos</th> <th>TPos</th> <th>Remark</th> </tr> <tr> <th>Freq</th> <th>Level</th> <th>Line Margin</th> <th>Level Factor</th> <th>Loss Factor</th> <th>Factor</th> <th></th> <th></th> <th></th> </tr> <tr> <th>MHz</th> <th>dBuV/m</th> <th>dBuV/m</th> <th>dB</th> <th>dBuV</th> <th>dB/m</th> <th>dB</th> <th>dB</th> <th>cm</th> <th>deg</th> </tr> </thead> <tbody> <tr> <td>1</td> <td>5190.00</td> <td>106.02</td> <td>-----</td> <td>-----</td> <td>92.57</td> <td>34.66</td> <td>11.91</td> <td>33.12</td> <td>0.00</td> <td>307</td> <td>232</td> <td>PEAK</td> </tr> </tbody> </table>	Limit	Read	Ant	Cable	Preamp	Aux	APos	TPos	Remark	Freq	Level	Line Margin	Level Factor	Loss Factor	Factor				MHz	dBuV/m	dBuV/m	dB	dBuV	dB/m	dB	dB	cm	deg	1	5190.00	106.02	-----	-----	92.57	34.66	11.91	33.12	0.00	307	232	PEAK
	Limit	Read	Ant	Cable	Preamp	Aux	APos	TPos	Remark																																																																											
Freq	Level	Line Margin	Level Factor	Loss Factor	Factor																																																																															
MHz	dBuV/m	dBuV/m	dB	dBuV	dB/m	dB	dB	cm	deg																																																																											
1	5148.70	63.07	74.00	-10.93	49.73	34.62	11.86	33.14	0.00	307	232	PEAK																																																																								
Limit	Read	Ant	Cable	Preamp	Aux	APos	TPos	Remark																																																																												
Freq	Level	Line Margin	Level Factor	Loss Factor	Factor																																																																															
MHz	dBuV/m	dBuV/m	dB	dBuV	dB/m	dB	dB	cm	deg																																																																											
1	5190.00	106.02	-----	-----	92.57	34.66	11.91	33.12	0.00	307	232	PEAK																																																																								
Avg	 <p>Level (dBuV/m) vs Frequency (MHz) for Vertical polarization. The plot shows an average signal level rising from approximately 45 dBuV/m at 5100 MHz to about 95 dBuV/m at 5200 MHz. A red horizontal line indicates the 5G BAND 1-3 (AVG) limit at approximately 55 dBuV/m.</p> <table border="1"> <thead> <tr> <th>Limit</th> <th>Read</th> <th>Ant</th> <th>Cable</th> <th>Preamp</th> <th>Aux</th> <th>APos</th> <th>TPos</th> <th>Remark</th> </tr> <tr> <th>Freq</th> <th>Level</th> <th>Line Margin</th> <th>Level Factor</th> <th>Loss Factor</th> <th>Factor</th> <th></th> <th></th> <th></th> </tr> <tr> <th>MHz</th> <th>dBuV/m</th> <th>dBuV/m</th> <th>dB</th> <th>dBuV</th> <th>dB/m</th> <th>dB</th> <th>dB</th> <th>cm</th> <th>deg</th> </tr> </thead> <tbody> <tr> <td>1</td> <td>5150.00</td> <td>50.88</td> <td>54.00</td> <td>-3.12</td> <td>37.54</td> <td>34.62</td> <td>11.86</td> <td>33.14</td> <td>0.00</td> <td>307</td> <td>232</td> <td>AVERAGE</td> </tr> </tbody> </table>	Limit	Read	Ant	Cable	Preamp	Aux	APos	TPos	Remark	Freq	Level	Line Margin	Level Factor	Loss Factor	Factor				MHz	dBuV/m	dBuV/m	dB	dBuV	dB/m	dB	dB	cm	deg	1	5150.00	50.88	54.00	-3.12	37.54	34.62	11.86	33.14	0.00	307	232	AVERAGE	 <p>Level (dBuV/m) vs Frequency (MHz) for Fundamental polarization. The plot shows an average signal level rising from approximately 30 dBuV/m at 1000 MHz to about 45 dBuV/m at 5200 MHz. A red horizontal line indicates the 5G BAND 1-3 (AVG) limit at approximately 55 dBuV/m.</p> <table border="1"> <thead> <tr> <th>Limit</th> <th>Read</th> <th>Ant</th> <th>Cable</th> <th>Preamp</th> <th>Aux</th> <th>APos</th> <th>TPos</th> <th>Remark</th> </tr> <tr> <th>Freq</th> <th>Level</th> <th>Line Margin</th> <th>Level Factor</th> <th>Loss Factor</th> <th>Factor</th> <th></th> <th></th> <th></th> </tr> <tr> <th>MHz</th> <th>dBuV/m</th> <th>dBuV/m</th> <th>dB</th> <th>dBuV</th> <th>dB/m</th> <th>dB</th> <th>dB</th> <th>cm</th> <th>deg</th> </tr> </thead> <tbody> <tr> <td>1</td> <td>5190.00</td> <td>96.68</td> <td>-----</td> <td>-----</td> <td>83.25</td> <td>34.65</td> <td>11.90</td> <td>33.12</td> <td>0.00</td> <td>307</td> <td>232</td> <td>AVERAGE</td> </tr> </tbody> </table>	Limit	Read	Ant	Cable	Preamp	Aux	APos	TPos	Remark	Freq	Level	Line Margin	Level Factor	Loss Factor	Factor				MHz	dBuV/m	dBuV/m	dB	dBuV	dB/m	dB	dB	cm	deg	1	5190.00	96.68	-----	-----	83.25	34.65	11.90	33.12	0.00	307	232	AVERAGE
Limit	Read	Ant	Cable	Preamp	Aux	APos	TPos	Remark																																																																												
Freq	Level	Line Margin	Level Factor	Loss Factor	Factor																																																																															
MHz	dBuV/m	dBuV/m	dB	dBuV	dB/m	dB	dB	cm	deg																																																																											
1	5150.00	50.88	54.00	-3.12	37.54	34.62	11.86	33.14	0.00	307	232	AVERAGE																																																																								
Limit	Read	Ant	Cable	Preamp	Aux	APos	TPos	Remark																																																																												
Freq	Level	Line Margin	Level Factor	Loss Factor	Factor																																																																															
MHz	dBuV/m	dBuV/m	dB	dBuV	dB/m	dB	dB	cm	deg																																																																											
1	5190.00	96.68	-----	-----	83.25	34.65	11.90	33.12	0.00	307	232	AVERAGE																																																																								



	31																																							
Mode	Band Edge - R																																							
	U-NII-1_5.15-5.25_802.11ax HE40_CH38_Full RU_5190MHz																																							
ANT	CDD 9+10																																							
Pol.	Vertical	Fundamental																																						
Peak	<table border="1"> <thead> <tr> <th>Limit</th> <th>Read</th> <th>Ant</th> <th>Cable</th> <th>Preamp</th> <th>Aux</th> <th>APos</th> <th>TPos</th> <th>Remark</th> </tr> <tr> <th>Freq</th> <th>Level</th> <th>Line</th> <th>Margin</th> <th>Level</th> <th>Factor</th> <th>Loss</th> <th>Factor</th> <th>Factor</th> </tr> <tr> <th>MHz</th> <th>dBuV/m</th> <th>dBuV/m</th> <th>dB</th> <th>dBuV</th> <th>dB/m</th> <th>dB</th> <th>dB</th> <th>cm</th> <th>deg</th> </tr> </thead> <tbody> <tr> <td>1 5414.64</td> <td>54.51</td> <td>74.00</td> <td>-19.49</td> <td>40.63</td> <td>34.83</td> <td>12.10</td> <td>33.05</td> <td>0.00</td> <td>307 232 PEAK</td> </tr> </tbody> </table>	Limit	Read	Ant	Cable	Preamp	Aux	APos	TPos	Remark	Freq	Level	Line	Margin	Level	Factor	Loss	Factor	Factor	MHz	dBuV/m	dBuV/m	dB	dBuV	dB/m	dB	dB	cm	deg	1 5414.64	54.51	74.00	-19.49	40.63	34.83	12.10	33.05	0.00	307 232 PEAK	Blank
Limit	Read	Ant	Cable	Preamp	Aux	APos	TPos	Remark																																
Freq	Level	Line	Margin	Level	Factor	Loss	Factor	Factor																																
MHz	dBuV/m	dBuV/m	dB	dBuV	dB/m	dB	dB	cm	deg																															
1 5414.64	54.51	74.00	-19.49	40.63	34.83	12.10	33.05	0.00	307 232 PEAK																															
Avg	<table border="1"> <thead> <tr> <th>Limit</th> <th>Read</th> <th>Ant</th> <th>Cable</th> <th>Preamp</th> <th>Aux</th> <th>APos</th> <th>TPos</th> <th>Remark</th> </tr> <tr> <th>Freq</th> <th>Level</th> <th>Line</th> <th>Margin</th> <th>Level</th> <th>Factor</th> <th>Loss</th> <th>Factor</th> <th>Factor</th> </tr> <tr> <th>MHz</th> <th>dBuV/m</th> <th>dBuV/m</th> <th>dB</th> <th>dBuV</th> <th>dB/m</th> <th>dB</th> <th>dB</th> <th>cm</th> <th>deg</th> </tr> </thead> <tbody> <tr> <td>1 5460.00</td> <td>43.54</td> <td>54.00</td> <td>-10.46</td> <td>29.56</td> <td>34.87</td> <td>12.15</td> <td>33.04</td> <td>0.00</td> <td>307 232 AVERAGE</td> </tr> </tbody> </table>	Limit	Read	Ant	Cable	Preamp	Aux	APos	TPos	Remark	Freq	Level	Line	Margin	Level	Factor	Loss	Factor	Factor	MHz	dBuV/m	dBuV/m	dB	dBuV	dB/m	dB	dB	cm	deg	1 5460.00	43.54	54.00	-10.46	29.56	34.87	12.15	33.04	0.00	307 232 AVERAGE	Blank
Limit	Read	Ant	Cable	Preamp	Aux	APos	TPos	Remark																																
Freq	Level	Line	Margin	Level	Factor	Loss	Factor	Factor																																
MHz	dBuV/m	dBuV/m	dB	dBuV	dB/m	dB	dB	cm	deg																															
1 5460.00	43.54	54.00	-10.46	29.56	34.87	12.15	33.04	0.00	307 232 AVERAGE																															



	31																																																																																			
Mode	Harmonic																																																																																			
	U-NII-1_5.15-5.25_802.11ax HE40_CH38_Full RU_5190MHz																																																																																			
ANT	CDD 9+10																																																																																			
Pol.	Horizontal	Vertical																																																																																		
Peak Avg	<table border="1"> <thead> <tr> <th>Limit</th> <th>Read</th> <th>Ant</th> <th>Cable</th> <th>Preamp</th> <th>Aux</th> <th>APos</th> <th>TPos</th> <th>Remark</th> </tr> <tr> <th>Freq</th> <th>Level</th> <th>Line Margin</th> <th>Level Factor</th> <th>Loss Factor</th> <th>Loss Factor</th> <th>Factor</th> <th></th> <th></th> </tr> <tr> <th>MHz</th> <th>dBuV/m</th> <th>dBuV/m</th> <th>dB</th> <th>dBuV</th> <th>dB/m</th> <th>dB</th> <th>dB</th> <th>cm</th> <th>deg</th> </tr> </thead> <tbody> <tr> <td>1</td> <td>10380.00</td> <td>46.05</td> <td>68.30</td> <td>-22.25</td> <td>54.34</td> <td>38.07</td> <td>16.87</td> <td>63.23</td> <td>0.00</td> <td>300</td> <td>0</td> <td>PEAK</td> </tr> </tbody> </table>	Limit	Read	Ant	Cable	Preamp	Aux	APos	TPos	Remark	Freq	Level	Line Margin	Level Factor	Loss Factor	Loss Factor	Factor			MHz	dBuV/m	dBuV/m	dB	dBuV	dB/m	dB	dB	cm	deg	1	10380.00	46.05	68.30	-22.25	54.34	38.07	16.87	63.23	0.00	300	0	PEAK	<table border="1"> <thead> <tr> <th>Limit</th> <th>Read</th> <th>Ant</th> <th>Cable</th> <th>Preamp</th> <th>Aux</th> <th>APos</th> <th>TPos</th> <th>Remark</th> </tr> <tr> <th>Freq</th> <th>Level</th> <th>Line Margin</th> <th>Level Factor</th> <th>Loss Factor</th> <th>Loss Factor</th> <th>Factor</th> <th></th> <th></th> </tr> <tr> <th>MHz</th> <th>dBuV/m</th> <th>dBuV/m</th> <th>dB</th> <th>dBuV</th> <th>dB/m</th> <th>dB</th> <th>dB</th> <th>cm</th> <th>deg</th> </tr> </thead> <tbody> <tr> <td>1</td> <td>10380.00</td> <td>45.07</td> <td>68.30</td> <td>-23.23</td> <td>53.36</td> <td>38.07</td> <td>16.87</td> <td>63.23</td> <td>0.00</td> <td>100</td> <td>0</td> <td>PEAK</td> </tr> </tbody> </table>	Limit	Read	Ant	Cable	Preamp	Aux	APos	TPos	Remark	Freq	Level	Line Margin	Level Factor	Loss Factor	Loss Factor	Factor			MHz	dBuV/m	dBuV/m	dB	dBuV	dB/m	dB	dB	cm	deg	1	10380.00	45.07	68.30	-23.23	53.36	38.07	16.87	63.23	0.00	100	0	PEAK
	Limit	Read	Ant	Cable	Preamp	Aux	APos	TPos	Remark																																																																											
Freq	Level	Line Margin	Level Factor	Loss Factor	Loss Factor	Factor																																																																														
MHz	dBuV/m	dBuV/m	dB	dBuV	dB/m	dB	dB	cm	deg																																																																											
1	10380.00	46.05	68.30	-22.25	54.34	38.07	16.87	63.23	0.00	300	0	PEAK																																																																								
Limit	Read	Ant	Cable	Preamp	Aux	APos	TPos	Remark																																																																												
Freq	Level	Line Margin	Level Factor	Loss Factor	Loss Factor	Factor																																																																														
MHz	dBuV/m	dBuV/m	dB	dBuV	dB/m	dB	dB	cm	deg																																																																											
1	10380.00	45.07	68.30	-23.23	53.36	38.07	16.87	63.23	0.00	100	0	PEAK																																																																								
Peak Avg																																																																																				

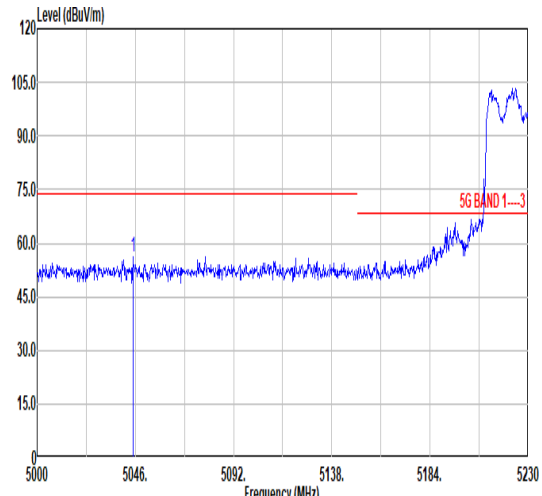
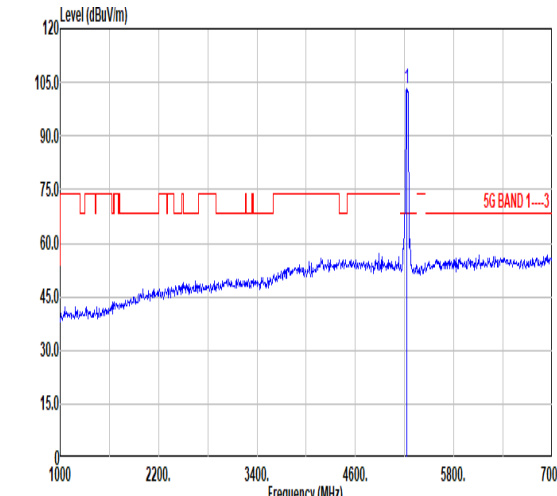
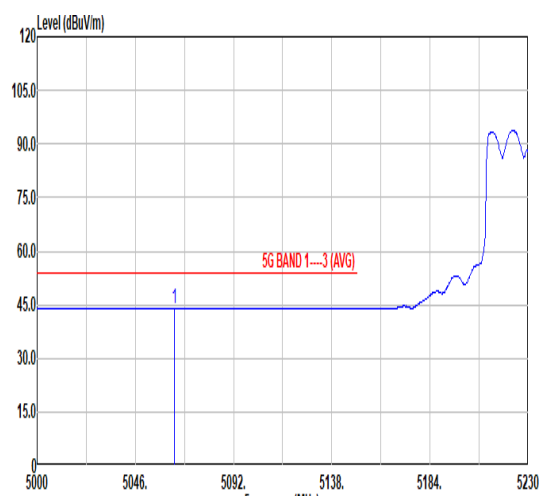
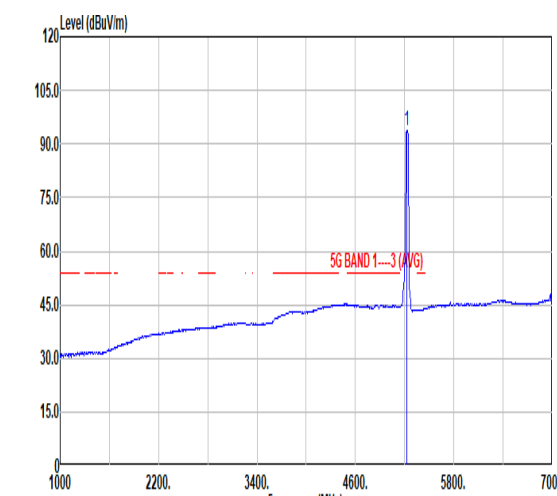


		32																																																																																
Mode	Band Edge - L																																																																																	
	U-NII-1_5.15-5.25_802.11ax HE40_CH46_Full RU_5230MHz																																																																																	
ANT	CDD 9+10																																																																																	
Pol.	Horizontal	Fundamental																																																																																
Peak																																																																																		
	<table border="1"> <thead> <tr> <th>Limit</th> <th>Read</th> <th>Ant</th> <th>Cable</th> <th>Preamp</th> <th>Aux</th> <th>APos</th> <th>TPos</th> <th>Remark</th> </tr> <tr> <th>Freq</th> <th>Level</th> <th>Line Margin</th> <th>Level Factor</th> <th>Loss Factor</th> <th>Factor</th> <th></th> <th></th> <th></th> </tr> <tr> <th>MHz</th> <th>dBuV/m</th> <th>dBuV/m</th> <th>dB</th> <th>dBuV</th> <th>dB/m</th> <th>dB</th> <th>dB</th> <th>cm</th> <th>deg</th> </tr> </thead> <tbody> <tr> <td>1 5028.75</td> <td>56.04</td> <td>74.00</td> <td>-17.96</td> <td>42.92</td> <td>34.52</td> <td>11.78</td> <td>33.18</td> <td>0.00</td> <td>300</td> <td>235</td> <td>PEAK</td> </tr> </tbody> </table>	Limit	Read	Ant	Cable	Preamp	Aux	APos	TPos	Remark	Freq	Level	Line Margin	Level Factor	Loss Factor	Factor				MHz	dBuV/m	dBuV/m	dB	dBuV	dB/m	dB	dB	cm	deg	1 5028.75	56.04	74.00	-17.96	42.92	34.52	11.78	33.18	0.00	300	235	PEAK	<table border="1"> <thead> <tr> <th>Limit</th> <th>Read</th> <th>Ant</th> <th>Cable</th> <th>Preamp</th> <th>Aux</th> <th>APos</th> <th>TPos</th> <th>Remark</th> </tr> <tr> <th>Freq</th> <th>Level</th> <th>Line Margin</th> <th>Level Factor</th> <th>Loss Factor</th> <th>Factor</th> <th></th> <th></th> <th></th> </tr> <tr> <th>MHz</th> <th>dBuV/m</th> <th>dBuV/m</th> <th>dB</th> <th>dBuV</th> <th>dB/m</th> <th>dB</th> <th>dB</th> <th>cm</th> <th>deg</th> </tr> </thead> <tbody> <tr> <td>1 5230.00</td> <td>102.75</td> <td>-----</td> <td>-----</td> <td>89.23</td> <td>34.69</td> <td>11.94</td> <td>33.11</td> <td>0.00</td> <td>300</td> <td>235</td> <td>PEAK</td> </tr> </tbody> </table>		Limit	Read	Ant	Cable	Preamp	Aux	APos	TPos	Remark	Freq	Level	Line Margin	Level Factor	Loss Factor	Factor				MHz	dBuV/m	dBuV/m	dB	dBuV	dB/m	dB	dB	cm	deg	1 5230.00	102.75	-----	-----	89.23	34.69	11.94	33.11	0.00	300	235
Limit	Read	Ant	Cable	Preamp	Aux	APos	TPos	Remark																																																																										
Freq	Level	Line Margin	Level Factor	Loss Factor	Factor																																																																													
MHz	dBuV/m	dBuV/m	dB	dBuV	dB/m	dB	dB	cm	deg																																																																									
1 5028.75	56.04	74.00	-17.96	42.92	34.52	11.78	33.18	0.00	300	235	PEAK																																																																							
Limit	Read	Ant	Cable	Preamp	Aux	APos	TPos	Remark																																																																										
Freq	Level	Line Margin	Level Factor	Loss Factor	Factor																																																																													
MHz	dBuV/m	dBuV/m	dB	dBuV	dB/m	dB	dB	cm	deg																																																																									
1 5230.00	102.75	-----	-----	89.23	34.69	11.94	33.11	0.00	300	235	PEAK																																																																							
Avg																																																																																		
	<table border="1"> <thead> <tr> <th>Limit</th> <th>Read</th> <th>Ant</th> <th>Cable</th> <th>Preamp</th> <th>Aux</th> <th>APos</th> <th>TPos</th> <th>Remark</th> </tr> <tr> <th>Freq</th> <th>Level</th> <th>Line Margin</th> <th>Level Factor</th> <th>Loss Factor</th> <th>Factor</th> <th></th> <th></th> <th></th> </tr> <tr> <th>MHz</th> <th>dBuV/m</th> <th>dBuV/m</th> <th>dB</th> <th>dBuV</th> <th>dB/m</th> <th>dB</th> <th>dB</th> <th>cm</th> <th>deg</th> </tr> </thead> <tbody> <tr> <td>1 5098.67</td> <td>44.00</td> <td>54.00</td> <td>-9.92</td> <td>30.84</td> <td>34.58</td> <td>11.82</td> <td>33.16</td> <td>0.00</td> <td>300</td> <td>235</td> <td>AVERAGE</td> </tr> </tbody> </table>	Limit	Read	Ant	Cable	Preamp	Aux	APos	TPos	Remark	Freq	Level	Line Margin	Level Factor	Loss Factor	Factor				MHz	dBuV/m	dBuV/m	dB	dBuV	dB/m	dB	dB	cm	deg	1 5098.67	44.00	54.00	-9.92	30.84	34.58	11.82	33.16	0.00	300	235	AVERAGE	<table border="1"> <thead> <tr> <th>Limit</th> <th>Read</th> <th>Ant</th> <th>Cable</th> <th>Preamp</th> <th>Aux</th> <th>APos</th> <th>TPos</th> <th>Remark</th> </tr> <tr> <th>Freq</th> <th>Level</th> <th>Line Margin</th> <th>Level Factor</th> <th>Loss Factor</th> <th>Factor</th> <th></th> <th></th> <th></th> </tr> <tr> <th>MHz</th> <th>dBuV/m</th> <th>dBuV/m</th> <th>dB</th> <th>dBuV</th> <th>dB/m</th> <th>dB</th> <th>dB</th> <th>cm</th> <th>deg</th> </tr> </thead> <tbody> <tr> <td>1 5230.00</td> <td>94.83</td> <td>-----</td> <td>-----</td> <td>81.31</td> <td>34.69</td> <td>11.94</td> <td>33.11</td> <td>0.00</td> <td>300</td> <td>235</td> <td>AVERAGE</td> </tr> </tbody> </table>		Limit	Read	Ant	Cable	Preamp	Aux	APos	TPos	Remark	Freq	Level	Line Margin	Level Factor	Loss Factor	Factor				MHz	dBuV/m	dBuV/m	dB	dBuV	dB/m	dB	dB	cm	deg	1 5230.00	94.83	-----	-----	81.31	34.69	11.94	33.11	0.00	300	235
Limit	Read	Ant	Cable	Preamp	Aux	APos	TPos	Remark																																																																										
Freq	Level	Line Margin	Level Factor	Loss Factor	Factor																																																																													
MHz	dBuV/m	dBuV/m	dB	dBuV	dB/m	dB	dB	cm	deg																																																																									
1 5098.67	44.00	54.00	-9.92	30.84	34.58	11.82	33.16	0.00	300	235	AVERAGE																																																																							
Limit	Read	Ant	Cable	Preamp	Aux	APos	TPos	Remark																																																																										
Freq	Level	Line Margin	Level Factor	Loss Factor	Factor																																																																													
MHz	dBuV/m	dBuV/m	dB	dBuV	dB/m	dB	dB	cm	deg																																																																									
1 5230.00	94.83	-----	-----	81.31	34.69	11.94	33.11	0.00	300	235	AVERAGE																																																																							



	32																																									
Mode	Band Edge - R																																									
	U-NII-1_5.15-5.25_802.11ax HE40_CH46_Full RU_5230MHz																																									
ANT	CDD 9+10																																									
Pol.	Horizontal	Fundamental																																								
Peak	<table border="1"> <thead> <tr> <th>Limit</th> <th>Read</th> <th>Ant</th> <th>Cable</th> <th>Preamp</th> <th>Aux</th> <th>APos</th> <th>TPos</th> <th>Remark</th> </tr> <tr> <th>Freq</th> <th>Level</th> <th>Line</th> <th>Margin</th> <th>Level</th> <th>Factor</th> <th>Loss</th> <th>Factor</th> <th>Factor</th> </tr> <tr> <th>MHz</th> <th>dBuV/m</th> <th>dBuV/m</th> <th>dB</th> <th>dBuV</th> <th>dB/m</th> <th>dB</th> <th>dB</th> <th>dB</th> </tr> </thead> <tbody> <tr> <td>1</td> <td>5384.33</td> <td>55.24</td> <td>74.00</td> <td>-18.76</td> <td>41.41</td> <td>34.81</td> <td>12.08</td> <td>33.06</td> <td>0.00</td> <td>300</td> <td>235</td> <td>PEAK</td> </tr> </tbody> </table>	Limit	Read	Ant	Cable	Preamp	Aux	APos	TPos	Remark	Freq	Level	Line	Margin	Level	Factor	Loss	Factor	Factor	MHz	dBuV/m	dBuV/m	dB	dBuV	dB/m	dB	dB	dB	1	5384.33	55.24	74.00	-18.76	41.41	34.81	12.08	33.06	0.00	300	235	PEAK	Blank
	Limit	Read	Ant	Cable	Preamp	Aux	APos	TPos	Remark																																	
Freq	Level	Line	Margin	Level	Factor	Loss	Factor	Factor																																		
MHz	dBuV/m	dBuV/m	dB	dBuV	dB/m	dB	dB	dB																																		
1	5384.33	55.24	74.00	-18.76	41.41	34.81	12.08	33.06	0.00	300	235	PEAK																														
Avg	<table border="1"> <thead> <tr> <th>Limit</th> <th>Read</th> <th>Ant</th> <th>Cable</th> <th>Preamp</th> <th>Aux</th> <th>APos</th> <th>TPos</th> <th>Remark</th> </tr> <tr> <th>Freq</th> <th>Level</th> <th>Line</th> <th>Margin</th> <th>Level</th> <th>Factor</th> <th>Loss</th> <th>Factor</th> <th>Factor</th> </tr> <tr> <th>MHz</th> <th>dBuV/m</th> <th>dBuV/m</th> <th>dB</th> <th>dBuV</th> <th>dB/m</th> <th>dB</th> <th>dB</th> <th>dB</th> </tr> </thead> <tbody> <tr> <td>1</td> <td>5456.78</td> <td>43.57</td> <td>54.00</td> <td>-10.43</td> <td>29.59</td> <td>34.87</td> <td>12.15</td> <td>33.04</td> <td>0.00</td> <td>300</td> <td>235</td> <td>AVERAGE</td> </tr> </tbody> </table>	Limit	Read	Ant	Cable	Preamp	Aux	APos	TPos	Remark	Freq	Level	Line	Margin	Level	Factor	Loss	Factor	Factor	MHz	dBuV/m	dBuV/m	dB	dBuV	dB/m	dB	dB	dB	1	5456.78	43.57	54.00	-10.43	29.59	34.87	12.15	33.04	0.00	300	235	AVERAGE	Blank
	Limit	Read	Ant	Cable	Preamp	Aux	APos	TPos	Remark																																	
Freq	Level	Line	Margin	Level	Factor	Loss	Factor	Factor																																		
MHz	dBuV/m	dBuV/m	dB	dBuV	dB/m	dB	dB	dB																																		
1	5456.78	43.57	54.00	-10.43	29.59	34.87	12.15	33.04	0.00	300	235	AVERAGE																														



	32																																																																															
Mode	Band Edge - L																																																																															
	U-NII-1_5.15-5.25_802.11ax HE40_CH46_Full RU_5230MHz																																																																															
ANT	CDD 9+10																																																																															
Pol.	Vertical	Fundamental																																																																														
Peak	 <p>Level (dBuV/m) vs Frequency (MHz) for Vertical polarization. The plot shows a blue signal line with a sharp peak at 5230 MHz. A red horizontal line indicates the 5G BAND 1-3 limit at approximately 75 dBuV/m. The x-axis ranges from 5000 to 5230 MHz, and the y-axis ranges from 0 to 120 dBuV/m.</p> <table border="1"> <thead> <tr> <th>Limit</th> <th>Read</th> <th>Ant</th> <th>Cable</th> <th>Preamp</th> <th>Aux</th> <th>APos</th> <th>TPos</th> <th>Remark</th> </tr> <tr> <th>Freq</th> <th>Level</th> <th>Line</th> <th>Level</th> <th>Loss</th> <th>Loss</th> <th>Factor</th> <th>Factor</th> <th></th> </tr> <tr> <th>MHz</th> <th>dBuV/m</th> <th>dBuV/m</th> <th>dB</th> <th>dBuV</th> <th>dB/m</th> <th>dB</th> <th>dB</th> <th>cm</th> <th>deg</th> </tr> </thead> <tbody> <tr> <td>1 5044.85</td> <td>56.19</td> <td>74.00</td> <td>-17.81</td> <td>43.04</td> <td>34.54</td> <td>11.79</td> <td>33.18</td> <td>0.00</td> <td>312</td> <td>0 PEAK</td> </tr> </tbody> </table>	Limit	Read	Ant	Cable	Preamp	Aux	APos	TPos	Remark	Freq	Level	Line	Level	Loss	Loss	Factor	Factor		MHz	dBuV/m	dBuV/m	dB	dBuV	dB/m	dB	dB	cm	deg	1 5044.85	56.19	74.00	-17.81	43.04	34.54	11.79	33.18	0.00	312	0 PEAK	 <p>Level (dBuV/m) vs Frequency (MHz) for Fundamental polarization. The plot shows a blue signal line with a sharp peak at 5230 MHz. A red horizontal line indicates the 5G BAND 1-3 limit at approximately 75 dBuV/m. The x-axis ranges from 1000 to 7000 MHz, and the y-axis ranges from 0 to 120 dBuV/m.</p> <table border="1"> <thead> <tr> <th>Limit</th> <th>Read</th> <th>Ant</th> <th>Cable</th> <th>Preamp</th> <th>Aux</th> <th>APos</th> <th>TPos</th> <th>Remark</th> </tr> <tr> <th>Freq</th> <th>Level</th> <th>Line</th> <th>Level</th> <th>Loss</th> <th>Loss</th> <th>Factor</th> <th>Factor</th> <th></th> </tr> <tr> <th>MHz</th> <th>dBuV/m</th> <th>dBuV/m</th> <th>dB</th> <th>dBuV</th> <th>dB/m</th> <th>dB</th> <th>dB</th> <th>cm</th> <th>deg</th> </tr> </thead> <tbody> <tr> <td>1 5230.00</td> <td>103.20</td> <td>-----</td> <td>-----</td> <td>89.70</td> <td>34.68</td> <td>11.93</td> <td>33.11</td> <td>0.00</td> <td>312</td> <td>0 PEAK</td> </tr> </tbody> </table>	Limit	Read	Ant	Cable	Preamp	Aux	APos	TPos	Remark	Freq	Level	Line	Level	Loss	Loss	Factor	Factor		MHz	dBuV/m	dBuV/m	dB	dBuV	dB/m	dB	dB	cm	deg	1 5230.00	103.20	-----	-----	89.70	34.68	11.93	33.11	0.00	312	0 PEAK
Limit	Read	Ant	Cable	Preamp	Aux	APos	TPos	Remark																																																																								
Freq	Level	Line	Level	Loss	Loss	Factor	Factor																																																																									
MHz	dBuV/m	dBuV/m	dB	dBuV	dB/m	dB	dB	cm	deg																																																																							
1 5044.85	56.19	74.00	-17.81	43.04	34.54	11.79	33.18	0.00	312	0 PEAK																																																																						
Limit	Read	Ant	Cable	Preamp	Aux	APos	TPos	Remark																																																																								
Freq	Level	Line	Level	Loss	Loss	Factor	Factor																																																																									
MHz	dBuV/m	dBuV/m	dB	dBuV	dB/m	dB	dB	cm	deg																																																																							
1 5230.00	103.20	-----	-----	89.70	34.68	11.93	33.11	0.00	312	0 PEAK																																																																						
Avg	 <p>Level (dBuV/m) vs Frequency (MHz) for Vertical polarization. The plot shows a blue signal line with a peak at 5230 MHz. A red horizontal line indicates the 5G BAND 1-3 (AVG) limit at approximately 54 dBuV/m. The x-axis ranges from 5000 to 5230 MHz, and the y-axis ranges from 0 to 120 dBuV/m.</p> <table border="1"> <thead> <tr> <th>Limit</th> <th>Read</th> <th>Ant</th> <th>Cable</th> <th>Preamp</th> <th>Aux</th> <th>APos</th> <th>TPos</th> <th>Remark</th> </tr> <tr> <th>Freq</th> <th>Level</th> <th>Line</th> <th>Level</th> <th>Loss</th> <th>Loss</th> <th>Factor</th> <th>Factor</th> <th></th> </tr> <tr> <th>MHz</th> <th>dBuV/m</th> <th>dBuV/m</th> <th>dB</th> <th>dBuV</th> <th>dB/m</th> <th>dB</th> <th>dB</th> <th>cm</th> <th>deg</th> </tr> </thead> <tbody> <tr> <td>1 5064.40</td> <td>44.10</td> <td>54.00</td> <td>-9.90</td> <td>30.92</td> <td>34.55</td> <td>11.80</td> <td>33.17</td> <td>0.00</td> <td>312</td> <td>0 AVERAGE</td> </tr> </tbody> </table>	Limit	Read	Ant	Cable	Preamp	Aux	APos	TPos	Remark	Freq	Level	Line	Level	Loss	Loss	Factor	Factor		MHz	dBuV/m	dBuV/m	dB	dBuV	dB/m	dB	dB	cm	deg	1 5064.40	44.10	54.00	-9.90	30.92	34.55	11.80	33.17	0.00	312	0 AVERAGE	 <p>Level (dBuV/m) vs Frequency (MHz) for Fundamental polarization. The plot shows a blue signal line with a peak at 5230 MHz. A red horizontal line indicates the 5G BAND 1-3 (AVG) limit at approximately 54 dBuV/m. The x-axis ranges from 1000 to 7000 MHz, and the y-axis ranges from 0 to 120 dBuV/m.</p> <table border="1"> <thead> <tr> <th>Limit</th> <th>Read</th> <th>Ant</th> <th>Cable</th> <th>Preamp</th> <th>Aux</th> <th>APos</th> <th>TPos</th> <th>Remark</th> </tr> <tr> <th>Freq</th> <th>Level</th> <th>Line</th> <th>Level</th> <th>Loss</th> <th>Loss</th> <th>Factor</th> <th>Factor</th> <th></th> </tr> <tr> <th>MHz</th> <th>dBuV/m</th> <th>dBuV/m</th> <th>dB</th> <th>dBuV</th> <th>dB/m</th> <th>dB</th> <th>dB</th> <th>cm</th> <th>deg</th> </tr> </thead> <tbody> <tr> <td>1 5230.00</td> <td>93.94</td> <td>-----</td> <td>-----</td> <td>80.44</td> <td>34.68</td> <td>11.93</td> <td>33.11</td> <td>0.00</td> <td>312</td> <td>0 AVERAGE</td> </tr> </tbody> </table>	Limit	Read	Ant	Cable	Preamp	Aux	APos	TPos	Remark	Freq	Level	Line	Level	Loss	Loss	Factor	Factor		MHz	dBuV/m	dBuV/m	dB	dBuV	dB/m	dB	dB	cm	deg	1 5230.00	93.94	-----	-----	80.44	34.68	11.93	33.11	0.00	312	0 AVERAGE
Limit	Read	Ant	Cable	Preamp	Aux	APos	TPos	Remark																																																																								
Freq	Level	Line	Level	Loss	Loss	Factor	Factor																																																																									
MHz	dBuV/m	dBuV/m	dB	dBuV	dB/m	dB	dB	cm	deg																																																																							
1 5064.40	44.10	54.00	-9.90	30.92	34.55	11.80	33.17	0.00	312	0 AVERAGE																																																																						
Limit	Read	Ant	Cable	Preamp	Aux	APos	TPos	Remark																																																																								
Freq	Level	Line	Level	Loss	Loss	Factor	Factor																																																																									
MHz	dBuV/m	dBuV/m	dB	dBuV	dB/m	dB	dB	cm	deg																																																																							
1 5230.00	93.94	-----	-----	80.44	34.68	11.93	33.11	0.00	312	0 AVERAGE																																																																						



	32																																														
Mode	Band Edge - R																																														
	U-NII-1_5.15-5.25_802.11ax HE40_CH46_Full RU_5230MHz																																														
ANT	CDD 9+10																																														
Pol.	Vertical	Fundamental																																													
Peak	<table border="1"> <thead> <tr> <th>Limit</th> <th>Read</th> <th>Ant</th> <th>Cable</th> <th>Preamp</th> <th>Aux</th> <th>APos</th> <th>TPos</th> <th>Remark</th> </tr> <tr> <th>Freq</th> <th>Level</th> <th>Line</th> <th>Margin</th> <th>Level</th> <th>Factor</th> <th>Loss</th> <th>Factor</th> <th>Factor</th> </tr> <tr> <th>MHz</th> <th>dBuV/m</th> <th>dBuV/m</th> <th>dB</th> <th>dBuV</th> <th>dB/m</th> <th>dB</th> <th>dB</th> <th>dB</th> </tr> </thead> <tbody> <tr> <td>1 5352.13</td> <td>55.62</td> <td>74.00</td> <td>-18.38</td> <td>41.86</td> <td>34.78</td> <td>12.05</td> <td>33.07</td> <td>0.00</td> </tr> <tr> <td></td> <td></td> <td></td> <td></td> <td></td> <td></td> <td></td> <td></td> <td>312 0 PEAK</td> </tr> </tbody> </table>	Limit	Read	Ant	Cable	Preamp	Aux	APos	TPos	Remark	Freq	Level	Line	Margin	Level	Factor	Loss	Factor	Factor	MHz	dBuV/m	dBuV/m	dB	dBuV	dB/m	dB	dB	dB	1 5352.13	55.62	74.00	-18.38	41.86	34.78	12.05	33.07	0.00									312 0 PEAK	Blank
	Limit	Read	Ant	Cable	Preamp	Aux	APos	TPos	Remark																																						
Freq	Level	Line	Margin	Level	Factor	Loss	Factor	Factor																																							
MHz	dBuV/m	dBuV/m	dB	dBuV	dB/m	dB	dB	dB																																							
1 5352.13	55.62	74.00	-18.38	41.86	34.78	12.05	33.07	0.00																																							
								312 0 PEAK																																							
Avg	<table border="1"> <thead> <tr> <th>Limit</th> <th>Read</th> <th>Ant</th> <th>Cable</th> <th>Preamp</th> <th>Aux</th> <th>APos</th> <th>TPos</th> <th>Remark</th> </tr> <tr> <th>Freq</th> <th>Level</th> <th>Line</th> <th>Margin</th> <th>Level</th> <th>Factor</th> <th>Loss</th> <th>Factor</th> <th>Factor</th> </tr> <tr> <th>MHz</th> <th>dBuV/m</th> <th>dBuV/m</th> <th>dB</th> <th>dBuV</th> <th>dB/m</th> <th>dB</th> <th>dB</th> <th>dB</th> </tr> </thead> <tbody> <tr> <td>1 5460.00</td> <td>43.56</td> <td>54.00</td> <td>-10.44</td> <td>29.58</td> <td>34.87</td> <td>12.15</td> <td>33.04</td> <td>0.00</td> </tr> <tr> <td></td> <td></td> <td></td> <td></td> <td></td> <td></td> <td></td> <td></td> <td>312 0 AVERAGE</td> </tr> </tbody> </table>	Limit	Read	Ant	Cable	Preamp	Aux	APos	TPos	Remark	Freq	Level	Line	Margin	Level	Factor	Loss	Factor	Factor	MHz	dBuV/m	dBuV/m	dB	dBuV	dB/m	dB	dB	dB	1 5460.00	43.56	54.00	-10.44	29.58	34.87	12.15	33.04	0.00									312 0 AVERAGE	Blank
	Limit	Read	Ant	Cable	Preamp	Aux	APos	TPos	Remark																																						
Freq	Level	Line	Margin	Level	Factor	Loss	Factor	Factor																																							
MHz	dBuV/m	dBuV/m	dB	dBuV	dB/m	dB	dB	dB																																							
1 5460.00	43.56	54.00	-10.44	29.58	34.87	12.15	33.04	0.00																																							
								312 0 AVERAGE																																							



Mode	32																																																																															
	Harmonic																																																																															
	U-NII-1_5.15-5.25_802.11ax HE40_CH46_Full RU_5230MHz																																																																															
ANT	CDD 9+10																																																																															
Pol.	Horizontal	Vertical																																																																														
Peak Avg	<table border="1"> <thead> <tr> <th>Limit</th> <th>Read</th> <th>Ant</th> <th>Cable</th> <th>Preamp</th> <th>Aux</th> <th>APos</th> <th>TPos</th> <th>Remark</th> </tr> <tr> <th>Freq</th> <th>Level</th> <th>Line Margin</th> <th>Level Factor</th> <th>Loss Factor</th> <th>Factor</th> <th></th> <th></th> <th></th> </tr> <tr> <th>MHz</th> <th>dBuV/m</th> <th>dBuV/m</th> <th>dB</th> <th>dBuV</th> <th>dB/m</th> <th>dB</th> <th>dB</th> <th>cm</th> <th>deg</th> </tr> </thead> <tbody> <tr> <td>1 10460.00</td> <td>45.81</td> <td>68.30</td> <td>-22.49</td> <td>53.90</td> <td>38.12</td> <td>16.94</td> <td>63.15</td> <td>0.00</td> <td>300</td> <td>0 PEAK</td> </tr> </tbody> </table>	Limit	Read	Ant	Cable	Preamp	Aux	APos	TPos	Remark	Freq	Level	Line Margin	Level Factor	Loss Factor	Factor				MHz	dBuV/m	dBuV/m	dB	dBuV	dB/m	dB	dB	cm	deg	1 10460.00	45.81	68.30	-22.49	53.90	38.12	16.94	63.15	0.00	300	0 PEAK	<table border="1"> <thead> <tr> <th>Limit</th> <th>Read</th> <th>Ant</th> <th>Cable</th> <th>Preamp</th> <th>Aux</th> <th>APos</th> <th>TPos</th> <th>Remark</th> </tr> <tr> <th>Freq</th> <th>Level</th> <th>Line Margin</th> <th>Level Factor</th> <th>Loss Factor</th> <th>Factor</th> <th></th> <th></th> <th></th> </tr> <tr> <th>MHz</th> <th>dBuV/m</th> <th>dBuV/m</th> <th>dB</th> <th>dBuV</th> <th>dB/m</th> <th>dB</th> <th>dB</th> <th>cm</th> <th>deg</th> </tr> </thead> <tbody> <tr> <td>1 10460.00</td> <td>44.97</td> <td>68.30</td> <td>-23.33</td> <td>53.06</td> <td>38.12</td> <td>16.94</td> <td>63.15</td> <td>0.00</td> <td>100</td> <td>0 PEAK</td> </tr> </tbody> </table>	Limit	Read	Ant	Cable	Preamp	Aux	APos	TPos	Remark	Freq	Level	Line Margin	Level Factor	Loss Factor	Factor				MHz	dBuV/m	dBuV/m	dB	dBuV	dB/m	dB	dB	cm	deg	1 10460.00	44.97	68.30	-23.33	53.06	38.12	16.94	63.15	0.00	100	0 PEAK
Limit	Read	Ant	Cable	Preamp	Aux	APos	TPos	Remark																																																																								
Freq	Level	Line Margin	Level Factor	Loss Factor	Factor																																																																											
MHz	dBuV/m	dBuV/m	dB	dBuV	dB/m	dB	dB	cm	deg																																																																							
1 10460.00	45.81	68.30	-22.49	53.90	38.12	16.94	63.15	0.00	300	0 PEAK																																																																						
Limit	Read	Ant	Cable	Preamp	Aux	APos	TPos	Remark																																																																								
Freq	Level	Line Margin	Level Factor	Loss Factor	Factor																																																																											
MHz	dBuV/m	dBuV/m	dB	dBuV	dB/m	dB	dB	cm	deg																																																																							
1 10460.00	44.97	68.30	-23.33	53.06	38.12	16.94	63.15	0.00	100	0 PEAK																																																																						



	33																																																																															
Mode	Band Edge - L																																																																															
	U-NII-2A_5.25-5.35_802.11ax HE40_CH54_Full RU_5270MHz																																																																															
ANT	CDD 9+10																																																																															
Pol.	Horizontal	Fundamental																																																																														
Peak	<table border="1"> <thead> <tr> <th>Limit</th> <th>Read</th> <th>Ant</th> <th>Cable</th> <th>Preamp</th> <th>Aux</th> <th>APos</th> <th>TPos</th> <th>Remark</th> </tr> <tr> <th>Freq</th> <th>Level</th> <th>Line Margin</th> <th>Level Factor</th> <th>Loss Factor</th> <th>Factor</th> <th>Factor</th> <th>Factor</th> <th></th> </tr> <tr> <th>MHz</th> <th>dBuV/m</th> <th>dBuV/m</th> <th>dB</th> <th>dBuV</th> <th>dB/m</th> <th>dB</th> <th>dB</th> <th>cm</th> <th>deg</th> </tr> </thead> <tbody> <tr> <td>1 5004.32</td> <td>55.69</td> <td>74.00</td> <td>-18.31</td> <td>42.62</td> <td>34.50</td> <td>11.76</td> <td>33.19</td> <td>0.00</td> <td>100</td> <td>114 PEAK</td> </tr> </tbody> </table>	Limit	Read	Ant	Cable	Preamp	Aux	APos	TPos	Remark	Freq	Level	Line Margin	Level Factor	Loss Factor	Factor	Factor	Factor		MHz	dBuV/m	dBuV/m	dB	dBuV	dB/m	dB	dB	cm	deg	1 5004.32	55.69	74.00	-18.31	42.62	34.50	11.76	33.19	0.00	100	114 PEAK	<table border="1"> <thead> <tr> <th>Limit</th> <th>Read</th> <th>Ant</th> <th>Cable</th> <th>Preamp</th> <th>Aux</th> <th>APos</th> <th>TPos</th> <th>Remark</th> </tr> <tr> <th>Freq</th> <th>Level</th> <th>Line Margin</th> <th>Level Factor</th> <th>Loss Factor</th> <th>Factor</th> <th>Factor</th> <th>Factor</th> <th></th> </tr> <tr> <th>MHz</th> <th>dBuV/m</th> <th>dBuV/m</th> <th>dB</th> <th>dBuV</th> <th>dB/m</th> <th>dB</th> <th>dB</th> <th>cm</th> <th>deg</th> </tr> </thead> <tbody> <tr> <td>1 5270.00</td> <td>104.24</td> <td>-----</td> <td>-----</td> <td>90.66</td> <td>34.71</td> <td>11.97</td> <td>33.10</td> <td>0.00</td> <td>100</td> <td>114 PEAK</td> </tr> </tbody> </table>	Limit	Read	Ant	Cable	Preamp	Aux	APos	TPos	Remark	Freq	Level	Line Margin	Level Factor	Loss Factor	Factor	Factor	Factor		MHz	dBuV/m	dBuV/m	dB	dBuV	dB/m	dB	dB	cm	deg	1 5270.00	104.24	-----	-----	90.66	34.71	11.97	33.10	0.00	100	114 PEAK
Limit	Read	Ant	Cable	Preamp	Aux	APos	TPos	Remark																																																																								
Freq	Level	Line Margin	Level Factor	Loss Factor	Factor	Factor	Factor																																																																									
MHz	dBuV/m	dBuV/m	dB	dBuV	dB/m	dB	dB	cm	deg																																																																							
1 5004.32	55.69	74.00	-18.31	42.62	34.50	11.76	33.19	0.00	100	114 PEAK																																																																						
Limit	Read	Ant	Cable	Preamp	Aux	APos	TPos	Remark																																																																								
Freq	Level	Line Margin	Level Factor	Loss Factor	Factor	Factor	Factor																																																																									
MHz	dBuV/m	dBuV/m	dB	dBuV	dB/m	dB	dB	cm	deg																																																																							
1 5270.00	104.24	-----	-----	90.66	34.71	11.97	33.10	0.00	100	114 PEAK																																																																						
Avg	<table border="1"> <thead> <tr> <th>Limit</th> <th>Read</th> <th>Ant</th> <th>Cable</th> <th>Preamp</th> <th>Aux</th> <th>APos</th> <th>TPos</th> <th>Remark</th> </tr> <tr> <th>Freq</th> <th>Level</th> <th>Line Margin</th> <th>Level Factor</th> <th>Loss Factor</th> <th>Factor</th> <th>Factor</th> <th>Factor</th> <th></th> </tr> <tr> <th>MHz</th> <th>dBuV/m</th> <th>dBuV/m</th> <th>dB</th> <th>dBuV</th> <th>dB/m</th> <th>dB</th> <th>dB</th> <th>cm</th> <th>deg</th> </tr> </thead> <tbody> <tr> <td>1 5142.56</td> <td>44.19</td> <td>54.00</td> <td>-9.81</td> <td>30.86</td> <td>34.61</td> <td>11.86</td> <td>33.14</td> <td>0.00</td> <td>100</td> <td>114 AVERAGE</td> </tr> </tbody> </table>	Limit	Read	Ant	Cable	Preamp	Aux	APos	TPos	Remark	Freq	Level	Line Margin	Level Factor	Loss Factor	Factor	Factor	Factor		MHz	dBuV/m	dBuV/m	dB	dBuV	dB/m	dB	dB	cm	deg	1 5142.56	44.19	54.00	-9.81	30.86	34.61	11.86	33.14	0.00	100	114 AVERAGE	<table border="1"> <thead> <tr> <th>Limit</th> <th>Read</th> <th>Ant</th> <th>Cable</th> <th>Preamp</th> <th>Aux</th> <th>APos</th> <th>TPos</th> <th>Remark</th> </tr> <tr> <th>Freq</th> <th>Level</th> <th>Line Margin</th> <th>Level Factor</th> <th>Loss Factor</th> <th>Factor</th> <th>Factor</th> <th>Factor</th> <th></th> </tr> <tr> <th>MHz</th> <th>dBuV/m</th> <th>dBuV/m</th> <th>dB</th> <th>dBuV</th> <th>dB/m</th> <th>dB</th> <th>dB</th> <th>cm</th> <th>deg</th> </tr> </thead> <tbody> <tr> <td>1 5270.00</td> <td>95.26</td> <td>-----</td> <td>-----</td> <td>81.68</td> <td>34.71</td> <td>11.97</td> <td>33.10</td> <td>0.00</td> <td>100</td> <td>114 AVERAGE</td> </tr> </tbody> </table>	Limit	Read	Ant	Cable	Preamp	Aux	APos	TPos	Remark	Freq	Level	Line Margin	Level Factor	Loss Factor	Factor	Factor	Factor		MHz	dBuV/m	dBuV/m	dB	dBuV	dB/m	dB	dB	cm	deg	1 5270.00	95.26	-----	-----	81.68	34.71	11.97	33.10	0.00	100	114 AVERAGE
Limit	Read	Ant	Cable	Preamp	Aux	APos	TPos	Remark																																																																								
Freq	Level	Line Margin	Level Factor	Loss Factor	Factor	Factor	Factor																																																																									
MHz	dBuV/m	dBuV/m	dB	dBuV	dB/m	dB	dB	cm	deg																																																																							
1 5142.56	44.19	54.00	-9.81	30.86	34.61	11.86	33.14	0.00	100	114 AVERAGE																																																																						
Limit	Read	Ant	Cable	Preamp	Aux	APos	TPos	Remark																																																																								
Freq	Level	Line Margin	Level Factor	Loss Factor	Factor	Factor	Factor																																																																									
MHz	dBuV/m	dBuV/m	dB	dBuV	dB/m	dB	dB	cm	deg																																																																							
1 5270.00	95.26	-----	-----	81.68	34.71	11.97	33.10	0.00	100	114 AVERAGE																																																																						



	33																																										
Mode	Band Edge - R																																										
	U-NII-2A_5.25-5.35_802.11ax HE40_CH54_Full RU_5270MHz																																										
ANT	CDD 9+10																																										
Pol.	Horizontal	Fundamental																																									
Peak	<table border="1" data-bbox="263 1115 774 1238"> <thead> <tr> <th>Limit</th> <th>Read</th> <th>Ant</th> <th>Cable</th> <th>Preamp</th> <th>Aux</th> <th>APos</th> <th>TPos</th> <th>Remark</th> </tr> <tr> <th>Freq</th> <th>Level</th> <th>Line</th> <th>Margin</th> <th>Level</th> <th>Factor</th> <th>Loss</th> <th>Factor</th> <th>Factor</th> </tr> <tr> <th>MHz</th> <th>dBuV/m</th> <th>dBuV/m</th> <th>dB</th> <th>dBuV</th> <th>dB/m</th> <th>dB</th> <th>dB</th> <th>cm</th> <th>deg</th> </tr> </thead> <tbody> <tr> <td>1</td> <td>5438.15</td> <td>54.92</td> <td>74.00</td> <td>-19.08</td> <td>40.98</td> <td>34.85</td> <td>12.13</td> <td>33.04</td> <td>0.00</td> <td>100</td> <td>114</td> <td>PEAK</td> </tr> </tbody> </table>	Limit	Read	Ant	Cable	Preamp	Aux	APos	TPos	Remark	Freq	Level	Line	Margin	Level	Factor	Loss	Factor	Factor	MHz	dBuV/m	dBuV/m	dB	dBuV	dB/m	dB	dB	cm	deg	1	5438.15	54.92	74.00	-19.08	40.98	34.85	12.13	33.04	0.00	100	114	PEAK	Blank
Limit	Read	Ant	Cable	Preamp	Aux	APos	TPos	Remark																																			
Freq	Level	Line	Margin	Level	Factor	Loss	Factor	Factor																																			
MHz	dBuV/m	dBuV/m	dB	dBuV	dB/m	dB	dB	cm	deg																																		
1	5438.15	54.92	74.00	-19.08	40.98	34.85	12.13	33.04	0.00	100	114	PEAK																															
Avg	<table border="1" data-bbox="263 1794 774 1917"> <thead> <tr> <th>Limit</th> <th>Read</th> <th>Ant</th> <th>Cable</th> <th>Preamp</th> <th>Aux</th> <th>APos</th> <th>TPos</th> <th>Remark</th> </tr> <tr> <th>Freq</th> <th>Level</th> <th>Line</th> <th>Margin</th> <th>Level</th> <th>Factor</th> <th>Loss</th> <th>Factor</th> <th>Factor</th> </tr> <tr> <th>MHz</th> <th>dBuV/m</th> <th>dBuV/m</th> <th>dB</th> <th>dBuV</th> <th>dB/m</th> <th>dB</th> <th>dB</th> <th>cm</th> <th>deg</th> </tr> </thead> <tbody> <tr> <td>1</td> <td>5456.39</td> <td>43.63</td> <td>54.00</td> <td>-10.37</td> <td>29.65</td> <td>34.87</td> <td>12.15</td> <td>33.04</td> <td>0.00</td> <td>100</td> <td>114</td> <td>AVERAGE</td> </tr> </tbody> </table>	Limit	Read	Ant	Cable	Preamp	Aux	APos	TPos	Remark	Freq	Level	Line	Margin	Level	Factor	Loss	Factor	Factor	MHz	dBuV/m	dBuV/m	dB	dBuV	dB/m	dB	dB	cm	deg	1	5456.39	43.63	54.00	-10.37	29.65	34.87	12.15	33.04	0.00	100	114	AVERAGE	Blank
Limit	Read	Ant	Cable	Preamp	Aux	APos	TPos	Remark																																			
Freq	Level	Line	Margin	Level	Factor	Loss	Factor	Factor																																			
MHz	dBuV/m	dBuV/m	dB	dBuV	dB/m	dB	dB	cm	deg																																		
1	5456.39	43.63	54.00	-10.37	29.65	34.87	12.15	33.04	0.00	100	114	AVERAGE																															



		33																																																																																		
Mode		Band Edge - L																																																																																		
		U-NII-2A_5.25-5.35_802.11ax HE40_CH54_Full RU_5270MHz																																																																																		
ANT		CDD 9+10																																																																																		
Pol.	Vertical	Fundamental																																																																																		
Peak	<table border="1"> <thead> <tr> <th>Limit</th> <th>Read</th> <th>Ant</th> <th>Cable</th> <th>Preamp</th> <th>Aux</th> <th>APos</th> <th>TPos</th> <th>Remark</th> </tr> <tr> <th>Freq</th> <th>Level</th> <th>Line</th> <th>Level</th> <th>Loss</th> <th>Factor</th> <th>Factor</th> <th>Factor</th> <th></th> </tr> <tr> <th>MHz</th> <th>dBuV/m</th> <th>dBuV/m</th> <th>dB</th> <th>dBuV</th> <th>dB/m</th> <th>dB</th> <th>dB</th> <th>cm</th> <th>deg</th> </tr> </thead> <tbody> <tr> <td>1</td> <td>5114.48</td> <td>56.34</td> <td>74.00</td> <td>-17.66</td> <td>43.07</td> <td>34.59</td> <td>11.83</td> <td>33.15</td> <td>0.00</td> <td>332</td> <td>231</td> <td>PEAK</td> </tr> </tbody> </table>	Limit	Read	Ant	Cable	Preamp	Aux	APos	TPos	Remark	Freq	Level	Line	Level	Loss	Factor	Factor	Factor		MHz	dBuV/m	dBuV/m	dB	dBuV	dB/m	dB	dB	cm	deg	1	5114.48	56.34	74.00	-17.66	43.07	34.59	11.83	33.15	0.00	332	231	PEAK	<table border="1"> <thead> <tr> <th>Limit</th> <th>Read</th> <th>Ant</th> <th>Cable</th> <th>Preamp</th> <th>Aux</th> <th>APos</th> <th>TPos</th> <th>Remark</th> </tr> <tr> <th>Freq</th> <th>Level</th> <th>Line</th> <th>Level</th> <th>Loss</th> <th>Factor</th> <th>Factor</th> <th>Factor</th> <th></th> </tr> <tr> <th>MHz</th> <th>dBuV/m</th> <th>dBuV/m</th> <th>dB</th> <th>dBuV</th> <th>dB/m</th> <th>dB</th> <th>dB</th> <th>cm</th> <th>deg</th> </tr> </thead> <tbody> <tr> <td>1</td> <td>5270.00</td> <td>103.35</td> <td>-----</td> <td>-----</td> <td>89.75</td> <td>34.72</td> <td>11.98</td> <td>33.10</td> <td>0.00</td> <td>332</td> <td>231</td> <td>PEAK</td> </tr> </tbody> </table>	Limit	Read	Ant	Cable	Preamp	Aux	APos	TPos	Remark	Freq	Level	Line	Level	Loss	Factor	Factor	Factor		MHz	dBuV/m	dBuV/m	dB	dBuV	dB/m	dB	dB	cm	deg	1	5270.00	103.35	-----	-----	89.75	34.72	11.98	33.10	0.00	332	231	PEAK
	Limit	Read	Ant	Cable	Preamp	Aux	APos	TPos	Remark																																																																											
Freq	Level	Line	Level	Loss	Factor	Factor	Factor																																																																													
MHz	dBuV/m	dBuV/m	dB	dBuV	dB/m	dB	dB	cm	deg																																																																											
1	5114.48	56.34	74.00	-17.66	43.07	34.59	11.83	33.15	0.00	332	231	PEAK																																																																								
Limit	Read	Ant	Cable	Preamp	Aux	APos	TPos	Remark																																																																												
Freq	Level	Line	Level	Loss	Factor	Factor	Factor																																																																													
MHz	dBuV/m	dBuV/m	dB	dBuV	dB/m	dB	dB	cm	deg																																																																											
1	5270.00	103.35	-----	-----	89.75	34.72	11.98	33.10	0.00	332	231	PEAK																																																																								
Avg	<table border="1"> <thead> <tr> <th>Limit</th> <th>Read</th> <th>Ant</th> <th>Cable</th> <th>Preamp</th> <th>Aux</th> <th>APos</th> <th>TPos</th> <th>Remark</th> </tr> <tr> <th>Freq</th> <th>Level</th> <th>Line</th> <th>Level</th> <th>Loss</th> <th>Factor</th> <th>Factor</th> <th>Factor</th> <th></th> </tr> <tr> <th>MHz</th> <th>dBuV/m</th> <th>dBuV/m</th> <th>dB</th> <th>dBuV</th> <th>dB/m</th> <th>dB</th> <th>dB</th> <th>cm</th> <th>deg</th> </tr> </thead> <tbody> <tr> <td>1</td> <td>5133.11</td> <td>44.30</td> <td>54.00</td> <td>-9.70</td> <td>30.99</td> <td>34.61</td> <td>11.85</td> <td>33.15</td> <td>0.00</td> <td>332</td> <td>231</td> <td>AVERAGE</td> </tr> </tbody> </table>	Limit	Read	Ant	Cable	Preamp	Aux	APos	TPos	Remark	Freq	Level	Line	Level	Loss	Factor	Factor	Factor		MHz	dBuV/m	dBuV/m	dB	dBuV	dB/m	dB	dB	cm	deg	1	5133.11	44.30	54.00	-9.70	30.99	34.61	11.85	33.15	0.00	332	231	AVERAGE	<table border="1"> <thead> <tr> <th>Limit</th> <th>Read</th> <th>Ant</th> <th>Cable</th> <th>Preamp</th> <th>Aux</th> <th>APos</th> <th>TPos</th> <th>Remark</th> </tr> <tr> <th>Freq</th> <th>Level</th> <th>Line</th> <th>Level</th> <th>Loss</th> <th>Factor</th> <th>Factor</th> <th>Factor</th> <th></th> </tr> <tr> <th>MHz</th> <th>dBuV/m</th> <th>dBuV/m</th> <th>dB</th> <th>dBuV</th> <th>dB/m</th> <th>dB</th> <th>dB</th> <th>cm</th> <th>deg</th> </tr> </thead> <tbody> <tr> <td>1</td> <td>5270.00</td> <td>95.64</td> <td>-----</td> <td>-----</td> <td>82.06</td> <td>34.71</td> <td>11.97</td> <td>33.10</td> <td>0.00</td> <td>332</td> <td>231</td> <td>AVERAGE</td> </tr> </tbody> </table>	Limit	Read	Ant	Cable	Preamp	Aux	APos	TPos	Remark	Freq	Level	Line	Level	Loss	Factor	Factor	Factor		MHz	dBuV/m	dBuV/m	dB	dBuV	dB/m	dB	dB	cm	deg	1	5270.00	95.64	-----	-----	82.06	34.71	11.97	33.10	0.00	332	231	AVERAGE
	Limit	Read	Ant	Cable	Preamp	Aux	APos	TPos	Remark																																																																											
Freq	Level	Line	Level	Loss	Factor	Factor	Factor																																																																													
MHz	dBuV/m	dBuV/m	dB	dBuV	dB/m	dB	dB	cm	deg																																																																											
1	5133.11	44.30	54.00	-9.70	30.99	34.61	11.85	33.15	0.00	332	231	AVERAGE																																																																								
Limit	Read	Ant	Cable	Preamp	Aux	APos	TPos	Remark																																																																												
Freq	Level	Line	Level	Loss	Factor	Factor	Factor																																																																													
MHz	dBuV/m	dBuV/m	dB	dBuV	dB/m	dB	dB	cm	deg																																																																											
1	5270.00	95.64	-----	-----	82.06	34.71	11.97	33.10	0.00	332	231	AVERAGE																																																																								

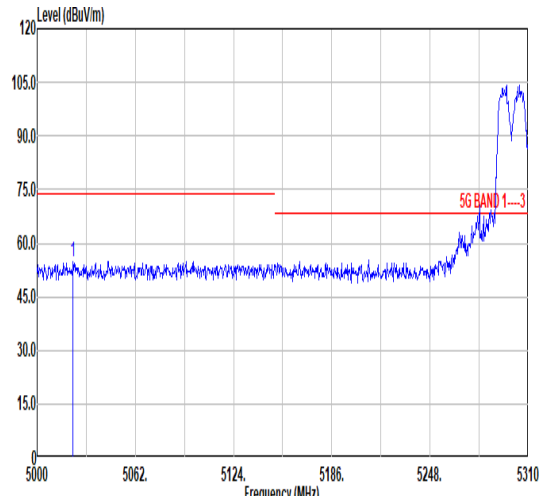
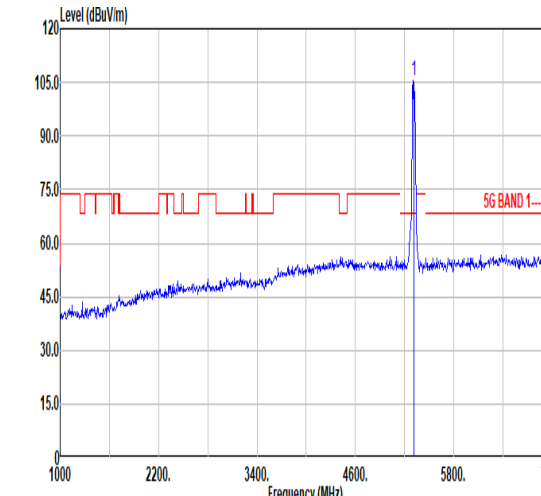
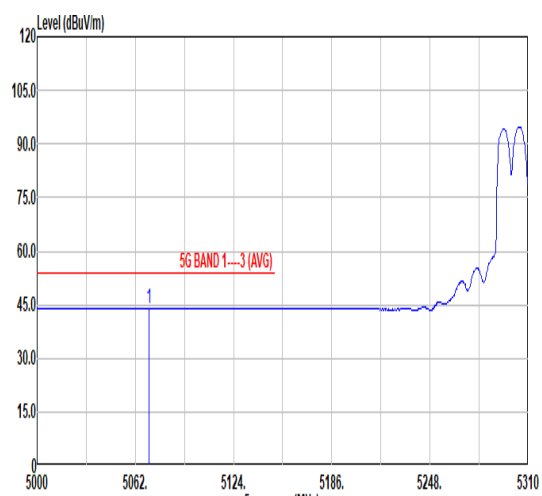
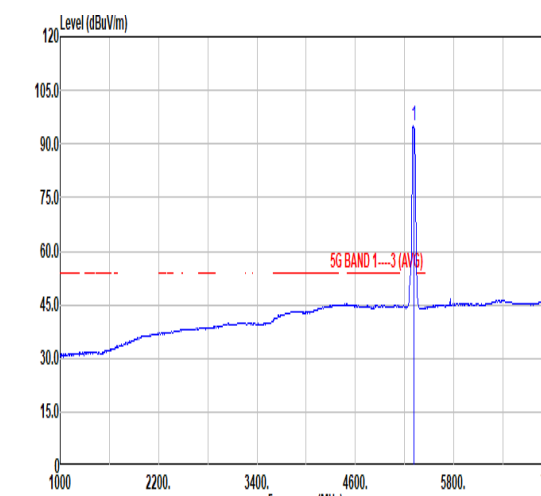


	33	
Mode	Band Edge - R	
	U-NII-2A_5.25-5.35_802.11ax HE40_CH54_Full RU_5270MHz	
ANT	CDD 9+10	
Pol.	Vertical	Fundamental
Peak		
	Blank	
Avg		
	Blank	



Mode	33																																																																														
	Harmonic																																																																														
	U-NII-2A_5.25-5.35_802.11ax HE40_CH54_Full RU_5270MHz																																																																														
ANT	CDD 9+10																																																																														
Pol.	Horizontal	Vertical																																																																													
Peak Avg																																																																															
	<table border="1"> <thead> <tr> <th>Limit</th> <th>Read</th> <th>Ant</th> <th>Cable</th> <th>Preamp</th> <th>Aux</th> <th>APos</th> <th>TPos</th> <th>Remark</th> </tr> <tr> <th>Freq</th> <th>Level</th> <th>Line Margin</th> <th>Level Factor</th> <th>Loss Factor</th> <th>Factor</th> <th></th> <th></th> <th></th> </tr> <tr> <th>MHz</th> <th>dBuV/m</th> <th>dBuV/m</th> <th>dB</th> <th>dBuV</th> <th>dB/m</th> <th>dB</th> <th>dB</th> <th>cm</th> <th>deg</th> </tr> </thead> <tbody> <tr> <td>1 10540.00</td> <td>45.12</td> <td>68.30</td> <td>-23.18</td> <td>53.02</td> <td>38.18</td> <td>17.00</td> <td>63.08</td> <td>0.00</td> <td>300</td> <td>0 PEAK</td> </tr> </tbody> </table>	Limit	Read	Ant	Cable	Preamp	Aux	APos	TPos	Remark	Freq	Level	Line Margin	Level Factor	Loss Factor	Factor				MHz	dBuV/m	dBuV/m	dB	dBuV	dB/m	dB	dB	cm	deg	1 10540.00	45.12	68.30	-23.18	53.02	38.18	17.00	63.08	0.00	300	0 PEAK	<table border="1"> <thead> <tr> <th>Limit</th> <th>Read</th> <th>Ant</th> <th>Cable</th> <th>Preamp</th> <th>Aux</th> <th>APos</th> <th>TPos</th> <th>Remark</th> </tr> <tr> <th>Freq</th> <th>Level</th> <th>Line Margin</th> <th>Level Factor</th> <th>Loss Factor</th> <th>Factor</th> <th></th> <th></th> <th></th> </tr> <tr> <th>MHz</th> <th>dBuV/m</th> <th>dBuV/m</th> <th>dB</th> <th>dBuV</th> <th>dB/m</th> <th>dB</th> <th>dB</th> <th>cm</th> <th>deg</th> </tr> </thead> <tbody> <tr> <td>1 10540.00</td> <td>44.70</td> <td>68.30</td> <td>-23.60</td> <td>52.60</td> <td>38.18</td> <td>17.00</td> <td>63.08</td> <td>0.00</td> <td>100</td> <td>0 PEAK</td> </tr> </tbody> </table>	Limit	Read	Ant	Cable	Preamp	Aux	APos	TPos	Remark	Freq	Level	Line Margin	Level Factor	Loss Factor	Factor				MHz	dBuV/m	dBuV/m	dB	dBuV	dB/m	dB	dB	cm	deg	1 10540.00	44.70	68.30	-23.60	52.60	38.18	17.00	63.08	0.00	100
Limit	Read	Ant	Cable	Preamp	Aux	APos	TPos	Remark																																																																							
Freq	Level	Line Margin	Level Factor	Loss Factor	Factor																																																																										
MHz	dBuV/m	dBuV/m	dB	dBuV	dB/m	dB	dB	cm	deg																																																																						
1 10540.00	45.12	68.30	-23.18	53.02	38.18	17.00	63.08	0.00	300	0 PEAK																																																																					
Limit	Read	Ant	Cable	Preamp	Aux	APos	TPos	Remark																																																																							
Freq	Level	Line Margin	Level Factor	Loss Factor	Factor																																																																										
MHz	dBuV/m	dBuV/m	dB	dBuV	dB/m	dB	dB	cm	deg																																																																						
1 10540.00	44.70	68.30	-23.60	52.60	38.18	17.00	63.08	0.00	100	0 PEAK																																																																					



	34																																																																																	
Mode	Band Edge - L																																																																																	
	U-NII-2A_5.25-5.35_802.11ax HE40_CH62_Full RU_5310MHz																																																																																	
ANT	CDD 9+10																																																																																	
Pol.	Horizontal	Fundamental																																																																																
Peak	 <p>Level (dBuV/m) vs Frequency (MHz) plot for Horizontal polarization. The y-axis ranges from 0 to 120 dBuV/m, and the x-axis ranges from 5000 to 5310 MHz. A red horizontal line indicates the 5G BAND 1-3 limit at approximately 75 dBuV/m. A blue trace shows the signal level, which is mostly flat around 50 dBuV/m until 5248 MHz, then rises to a peak of about 105 dBuV/m at 5310 MHz.</p> <table border="1"> <thead> <tr> <th>Limit</th> <th>Read</th> <th>Ant</th> <th>Cable</th> <th>Preamp</th> <th>Aux</th> <th>APos</th> <th>TPos</th> <th>Remark</th> </tr> <tr> <th>Freq</th> <th>Level</th> <th>Line Margin</th> <th>Level Factor</th> <th>Loss Factor</th> <th>Factor</th> <th></th> <th></th> <th></th> </tr> <tr> <th>MHz</th> <th>dBuV/m</th> <th>dBuV/m</th> <th>dB</th> <th>dBuV</th> <th>dB/m</th> <th>dB</th> <th>dB</th> <th>cm</th> <th>deg</th> </tr> </thead> <tbody> <tr> <td>1 5022.63</td> <td>54.80</td> <td>74.00</td> <td>-19.20</td> <td>41.69</td> <td>34.52</td> <td>11.77</td> <td>33.18</td> <td>0.00</td> <td>100</td> <td>118</td> <td>PEAK</td> </tr> </tbody> </table>	Limit	Read	Ant	Cable	Preamp	Aux	APos	TPos	Remark	Freq	Level	Line Margin	Level Factor	Loss Factor	Factor				MHz	dBuV/m	dBuV/m	dB	dBuV	dB/m	dB	dB	cm	deg	1 5022.63	54.80	74.00	-19.20	41.69	34.52	11.77	33.18	0.00	100	118	PEAK	 <p>Level (dBuV/m) vs Frequency (MHz) plot for Fundamental polarization. The y-axis ranges from 0 to 120 dBuV/m, and the x-axis ranges from 1000 to 7000 MHz. A red horizontal line indicates the 5G BAND 1-3 limit at approximately 75 dBuV/m. A blue trace shows the signal level, which is mostly flat around 50 dBuV/m until 5248 MHz, then rises to a sharp peak of about 105 dBuV/m at 5310 MHz.</p> <table border="1"> <thead> <tr> <th>Limit</th> <th>Read</th> <th>Ant</th> <th>Cable</th> <th>Preamp</th> <th>Aux</th> <th>APos</th> <th>TPos</th> <th>Remark</th> </tr> <tr> <th>Freq</th> <th>Level</th> <th>Line Margin</th> <th>Level Factor</th> <th>Loss Factor</th> <th>Factor</th> <th></th> <th></th> <th></th> </tr> <tr> <th>MHz</th> <th>dBuV/m</th> <th>dBuV/m</th> <th>dB</th> <th>dBuV</th> <th>dB/m</th> <th>dB</th> <th>dB</th> <th>cm</th> <th>deg</th> </tr> </thead> <tbody> <tr> <td>1 5310.00</td> <td>105.67</td> <td>-----</td> <td>-----</td> <td>92.02</td> <td>34.74</td> <td>12.00</td> <td>33.09</td> <td>0.00</td> <td>100</td> <td>118</td> <td>PEAK</td> </tr> </tbody> </table>	Limit	Read	Ant	Cable	Preamp	Aux	APos	TPos	Remark	Freq	Level	Line Margin	Level Factor	Loss Factor	Factor				MHz	dBuV/m	dBuV/m	dB	dBuV	dB/m	dB	dB	cm	deg	1 5310.00	105.67	-----	-----	92.02	34.74	12.00	33.09	0.00	100	118	PEAK
Limit	Read	Ant	Cable	Preamp	Aux	APos	TPos	Remark																																																																										
Freq	Level	Line Margin	Level Factor	Loss Factor	Factor																																																																													
MHz	dBuV/m	dBuV/m	dB	dBuV	dB/m	dB	dB	cm	deg																																																																									
1 5022.63	54.80	74.00	-19.20	41.69	34.52	11.77	33.18	0.00	100	118	PEAK																																																																							
Limit	Read	Ant	Cable	Preamp	Aux	APos	TPos	Remark																																																																										
Freq	Level	Line Margin	Level Factor	Loss Factor	Factor																																																																													
MHz	dBuV/m	dBuV/m	dB	dBuV	dB/m	dB	dB	cm	deg																																																																									
1 5310.00	105.67	-----	-----	92.02	34.74	12.00	33.09	0.00	100	118	PEAK																																																																							
Avg	 <p>Level (dBuV/m) vs Frequency (MHz) plot for Average Horizontal polarization. The y-axis ranges from 0 to 120 dBuV/m, and the x-axis ranges from 5000 to 5310 MHz. A red horizontal line indicates the 5G BAND 1-3 (AVG) limit at approximately 55 dBuV/m. A blue trace shows the signal level, which is mostly flat around 45 dBuV/m until 5248 MHz, then rises to a peak of about 105 dBuV/m at 5310 MHz.</p> <table border="1"> <thead> <tr> <th>Limit</th> <th>Read</th> <th>Ant</th> <th>Cable</th> <th>Preamp</th> <th>Aux</th> <th>APos</th> <th>TPos</th> <th>Remark</th> </tr> <tr> <th>Freq</th> <th>Level</th> <th>Line Margin</th> <th>Level Factor</th> <th>Loss Factor</th> <th>Factor</th> <th></th> <th></th> <th></th> </tr> <tr> <th>MHz</th> <th>dBuV/m</th> <th>dBuV/m</th> <th>dB</th> <th>dBuV</th> <th>dB/m</th> <th>dB</th> <th>dB</th> <th>cm</th> <th>deg</th> </tr> </thead> <tbody> <tr> <td>1 5070.68</td> <td>44.12</td> <td>54.00</td> <td>-9.88</td> <td>30.93</td> <td>34.56</td> <td>11.80</td> <td>33.17</td> <td>0.00</td> <td>100</td> <td>118</td> <td>AVERAGE</td> </tr> </tbody> </table>	Limit	Read	Ant	Cable	Preamp	Aux	APos	TPos	Remark	Freq	Level	Line Margin	Level Factor	Loss Factor	Factor				MHz	dBuV/m	dBuV/m	dB	dBuV	dB/m	dB	dB	cm	deg	1 5070.68	44.12	54.00	-9.88	30.93	34.56	11.80	33.17	0.00	100	118	AVERAGE	 <p>Level (dBuV/m) vs Frequency (MHz) plot for Average Fundamental polarization. The y-axis ranges from 0 to 120 dBuV/m, and the x-axis ranges from 1000 to 7000 MHz. A red horizontal line indicates the 5G BAND 1-3 (AVG) limit at approximately 55 dBuV/m. A blue trace shows the signal level, which is mostly flat around 45 dBuV/m until 5248 MHz, then rises to a sharp peak of about 105 dBuV/m at 5310 MHz.</p> <table border="1"> <thead> <tr> <th>Limit</th> <th>Read</th> <th>Ant</th> <th>Cable</th> <th>Preamp</th> <th>Aux</th> <th>APos</th> <th>TPos</th> <th>Remark</th> </tr> <tr> <th>Freq</th> <th>Level</th> <th>Line Margin</th> <th>Level Factor</th> <th>Loss Factor</th> <th>Factor</th> <th></th> <th></th> <th></th> </tr> <tr> <th>MHz</th> <th>dBuV/m</th> <th>dBuV/m</th> <th>dB</th> <th>dBuV</th> <th>dB/m</th> <th>dB</th> <th>dB</th> <th>cm</th> <th>deg</th> </tr> </thead> <tbody> <tr> <td>1 5310.00</td> <td>94.91</td> <td>-----</td> <td>-----</td> <td>81.26</td> <td>34.74</td> <td>12.00</td> <td>33.09</td> <td>0.00</td> <td>100</td> <td>118</td> <td>AVERAGE</td> </tr> </tbody> </table>	Limit	Read	Ant	Cable	Preamp	Aux	APos	TPos	Remark	Freq	Level	Line Margin	Level Factor	Loss Factor	Factor				MHz	dBuV/m	dBuV/m	dB	dBuV	dB/m	dB	dB	cm	deg	1 5310.00	94.91	-----	-----	81.26	34.74	12.00	33.09	0.00	100	118	AVERAGE
Limit	Read	Ant	Cable	Preamp	Aux	APos	TPos	Remark																																																																										
Freq	Level	Line Margin	Level Factor	Loss Factor	Factor																																																																													
MHz	dBuV/m	dBuV/m	dB	dBuV	dB/m	dB	dB	cm	deg																																																																									
1 5070.68	44.12	54.00	-9.88	30.93	34.56	11.80	33.17	0.00	100	118	AVERAGE																																																																							
Limit	Read	Ant	Cable	Preamp	Aux	APos	TPos	Remark																																																																										
Freq	Level	Line Margin	Level Factor	Loss Factor	Factor																																																																													
MHz	dBuV/m	dBuV/m	dB	dBuV	dB/m	dB	dB	cm	deg																																																																									
1 5310.00	94.91	-----	-----	81.26	34.74	12.00	33.09	0.00	100	118	AVERAGE																																																																							



	34																																					
Mode	Band Edge - R																																					
	U-NII-2A_5.25-5.35_802.11ax HE40_CH62_Full RU_5310MHz																																					
ANT	CDD 9+10																																					
Pol.	Horizontal	Fundamental																																				
Peak	<table border="1"> <thead> <tr> <th>Limit</th> <th>Read</th> <th>Ant</th> <th>Cable</th> <th>Preamp</th> <th>Aux</th> <th>APos</th> <th>TPos</th> <th>Remark</th> </tr> <tr> <th>Freq</th> <th>Level</th> <th>Line</th> <th>Margin</th> <th>Level</th> <th>Factor</th> <th>Loss</th> <th>Factor</th> <th>Factor</th> </tr> <tr> <th>MHz</th> <th>dBuV/m</th> <th>dBuV/m</th> <th>dB</th> <th>dBuV</th> <th>dB/m</th> <th>dB</th> <th>dB</th> <th>dB</th> </tr> </thead> <tbody> <tr> <td>1 5350.65</td> <td>59.88</td> <td>74.00</td> <td>-14.12</td> <td>46.12</td> <td>34.78</td> <td>12.05</td> <td>33.07</td> <td>0.00</td> </tr> </tbody> </table>	Limit	Read	Ant	Cable	Preamp	Aux	APos	TPos	Remark	Freq	Level	Line	Margin	Level	Factor	Loss	Factor	Factor	MHz	dBuV/m	dBuV/m	dB	dBuV	dB/m	dB	dB	dB	1 5350.65	59.88	74.00	-14.12	46.12	34.78	12.05	33.07	0.00	Blank
	Limit	Read	Ant	Cable	Preamp	Aux	APos	TPos	Remark																													
Freq	Level	Line	Margin	Level	Factor	Loss	Factor	Factor																														
MHz	dBuV/m	dBuV/m	dB	dBuV	dB/m	dB	dB	dB																														
1 5350.65	59.88	74.00	-14.12	46.12	34.78	12.05	33.07	0.00																														
Avg	<table border="1"> <thead> <tr> <th>Limit</th> <th>Read</th> <th>Ant</th> <th>Cable</th> <th>Preamp</th> <th>Aux</th> <th>APos</th> <th>TPos</th> <th>Remark</th> </tr> <tr> <th>Freq</th> <th>Level</th> <th>Line</th> <th>Margin</th> <th>Level</th> <th>Factor</th> <th>Loss</th> <th>Factor</th> <th>Factor</th> </tr> <tr> <th>MHz</th> <th>dBuV/m</th> <th>dBuV/m</th> <th>dB</th> <th>dBuV</th> <th>dB/m</th> <th>dB</th> <th>dB</th> <th>dB</th> </tr> </thead> <tbody> <tr> <td>1 5350.05</td> <td>50.20</td> <td>54.00</td> <td>-3.80</td> <td>36.44</td> <td>34.78</td> <td>12.05</td> <td>33.07</td> <td>0.00</td> </tr> </tbody> </table>	Limit	Read	Ant	Cable	Preamp	Aux	APos	TPos	Remark	Freq	Level	Line	Margin	Level	Factor	Loss	Factor	Factor	MHz	dBuV/m	dBuV/m	dB	dBuV	dB/m	dB	dB	dB	1 5350.05	50.20	54.00	-3.80	36.44	34.78	12.05	33.07	0.00	Blank
Limit	Read	Ant	Cable	Preamp	Aux	APos	TPos	Remark																														
Freq	Level	Line	Margin	Level	Factor	Loss	Factor	Factor																														
MHz	dBuV/m	dBuV/m	dB	dBuV	dB/m	dB	dB	dB																														
1 5350.05	50.20	54.00	-3.80	36.44	34.78	12.05	33.07	0.00																														



		34																																																																																		
Mode	Band Edge - L																																																																																			
	U-NII-2A_5.25-5.35_802.11ax HE40_CH62_Full RU_5310MHz																																																																																			
ANT	CDD 9+10																																																																																			
Pol.	Vertical	Fundamental																																																																																		
Peak	<table border="1"> <thead> <tr> <th>Limit</th> <th>Read</th> <th>Ant</th> <th>Cable</th> <th>Preamp</th> <th>Aux</th> <th>APos</th> <th>TPos</th> <th>Remark</th> </tr> <tr> <th>Freq</th> <th>Level</th> <th>Line Margin</th> <th>Level Factor</th> <th>Loss Factor</th> <th>Factor</th> <th></th> <th></th> <th></th> </tr> <tr> <th>MHz</th> <th>dBuV/m</th> <th>dBuV/m</th> <th>dB</th> <th>dBuV</th> <th>dB/m</th> <th>dB</th> <th>dB</th> <th>cm</th> <th>deg</th> </tr> </thead> <tbody> <tr> <td>1</td> <td>5097.34</td> <td>56.12</td> <td>74.00</td> <td>-17.88</td> <td>42.88</td> <td>34.58</td> <td>11.82</td> <td>33.16</td> <td>0.00</td> <td>300</td> <td>344</td> <td>PEAK</td> </tr> </tbody> </table>	Limit	Read	Ant	Cable	Preamp	Aux	APos	TPos	Remark	Freq	Level	Line Margin	Level Factor	Loss Factor	Factor				MHz	dBuV/m	dBuV/m	dB	dBuV	dB/m	dB	dB	cm	deg	1	5097.34	56.12	74.00	-17.88	42.88	34.58	11.82	33.16	0.00	300	344	PEAK	<table border="1"> <thead> <tr> <th>Limit</th> <th>Read</th> <th>Ant</th> <th>Cable</th> <th>Preamp</th> <th>Aux</th> <th>APos</th> <th>TPos</th> <th>Remark</th> </tr> <tr> <th>Freq</th> <th>Level</th> <th>Line Margin</th> <th>Level Factor</th> <th>Loss Factor</th> <th>Factor</th> <th></th> <th></th> <th></th> </tr> <tr> <th>MHz</th> <th>dBuV/m</th> <th>dBuV/m</th> <th>dB</th> <th>dBuV</th> <th>dB/m</th> <th>dB</th> <th>dB</th> <th>cm</th> <th>deg</th> </tr> </thead> <tbody> <tr> <td>1</td> <td>5310.00</td> <td>102.89</td> <td>-----</td> <td>-----</td> <td>89.22</td> <td>34.75</td> <td>12.01</td> <td>33.09</td> <td>0.00</td> <td>300</td> <td>344</td> <td>PEAK</td> </tr> </tbody> </table>	Limit	Read	Ant	Cable	Preamp	Aux	APos	TPos	Remark	Freq	Level	Line Margin	Level Factor	Loss Factor	Factor				MHz	dBuV/m	dBuV/m	dB	dBuV	dB/m	dB	dB	cm	deg	1	5310.00	102.89	-----	-----	89.22	34.75	12.01	33.09	0.00	300	344	PEAK
	Limit	Read	Ant	Cable	Preamp	Aux	APos	TPos	Remark																																																																											
Freq	Level	Line Margin	Level Factor	Loss Factor	Factor																																																																															
MHz	dBuV/m	dBuV/m	dB	dBuV	dB/m	dB	dB	cm	deg																																																																											
1	5097.34	56.12	74.00	-17.88	42.88	34.58	11.82	33.16	0.00	300	344	PEAK																																																																								
Limit	Read	Ant	Cable	Preamp	Aux	APos	TPos	Remark																																																																												
Freq	Level	Line Margin	Level Factor	Loss Factor	Factor																																																																															
MHz	dBuV/m	dBuV/m	dB	dBuV	dB/m	dB	dB	cm	deg																																																																											
1	5310.00	102.89	-----	-----	89.22	34.75	12.01	33.09	0.00	300	344	PEAK																																																																								
Avg	<table border="1"> <thead> <tr> <th>Limit</th> <th>Read</th> <th>Ant</th> <th>Cable</th> <th>Preamp</th> <th>Aux</th> <th>APos</th> <th>TPos</th> <th>Remark</th> </tr> <tr> <th>Freq</th> <th>Level</th> <th>Line Margin</th> <th>Level Factor</th> <th>Loss Factor</th> <th>Factor</th> <th></th> <th></th> <th></th> </tr> <tr> <th>MHz</th> <th>dBuV/m</th> <th>dBuV/m</th> <th>dB</th> <th>dBuV</th> <th>dB/m</th> <th>dB</th> <th>dB</th> <th>cm</th> <th>deg</th> </tr> </thead> <tbody> <tr> <td>1</td> <td>5007.13</td> <td>44.04</td> <td>54.00</td> <td>-9.96</td> <td>30.96</td> <td>34.51</td> <td>11.76</td> <td>33.19</td> <td>0.00</td> <td>300</td> <td>344</td> <td>AVERAGE</td> </tr> </tbody> </table>	Limit	Read	Ant	Cable	Preamp	Aux	APos	TPos	Remark	Freq	Level	Line Margin	Level Factor	Loss Factor	Factor				MHz	dBuV/m	dBuV/m	dB	dBuV	dB/m	dB	dB	cm	deg	1	5007.13	44.04	54.00	-9.96	30.96	34.51	11.76	33.19	0.00	300	344	AVERAGE	<table border="1"> <thead> <tr> <th>Limit</th> <th>Read</th> <th>Ant</th> <th>Cable</th> <th>Preamp</th> <th>Aux</th> <th>APos</th> <th>TPos</th> <th>Remark</th> </tr> <tr> <th>Freq</th> <th>Level</th> <th>Line Margin</th> <th>Level Factor</th> <th>Loss Factor</th> <th>Factor</th> <th></th> <th></th> <th></th> </tr> <tr> <th>MHz</th> <th>dBuV/m</th> <th>dBuV/m</th> <th>dB</th> <th>dBuV</th> <th>dB/m</th> <th>dB</th> <th>dB</th> <th>cm</th> <th>deg</th> </tr> </thead> <tbody> <tr> <td>1</td> <td>5310.00</td> <td>94.05</td> <td>-----</td> <td>-----</td> <td>80.40</td> <td>34.74</td> <td>12.00</td> <td>33.09</td> <td>0.00</td> <td>300</td> <td>344</td> <td>AVERAGE</td> </tr> </tbody> </table>	Limit	Read	Ant	Cable	Preamp	Aux	APos	TPos	Remark	Freq	Level	Line Margin	Level Factor	Loss Factor	Factor				MHz	dBuV/m	dBuV/m	dB	dBuV	dB/m	dB	dB	cm	deg	1	5310.00	94.05	-----	-----	80.40	34.74	12.00	33.09	0.00	300	344	AVERAGE
Limit	Read	Ant	Cable	Preamp	Aux	APos	TPos	Remark																																																																												
Freq	Level	Line Margin	Level Factor	Loss Factor	Factor																																																																															
MHz	dBuV/m	dBuV/m	dB	dBuV	dB/m	dB	dB	cm	deg																																																																											
1	5007.13	44.04	54.00	-9.96	30.96	34.51	11.76	33.19	0.00	300	344	AVERAGE																																																																								
Limit	Read	Ant	Cable	Preamp	Aux	APos	TPos	Remark																																																																												
Freq	Level	Line Margin	Level Factor	Loss Factor	Factor																																																																															
MHz	dBuV/m	dBuV/m	dB	dBuV	dB/m	dB	dB	cm	deg																																																																											
1	5310.00	94.05	-----	-----	80.40	34.74	12.00	33.09	0.00	300	344	AVERAGE																																																																								

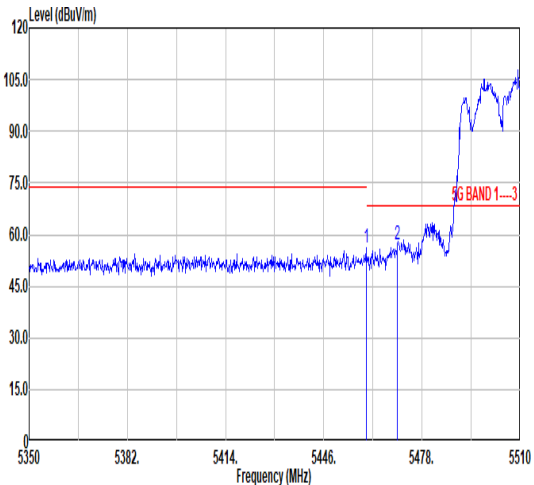
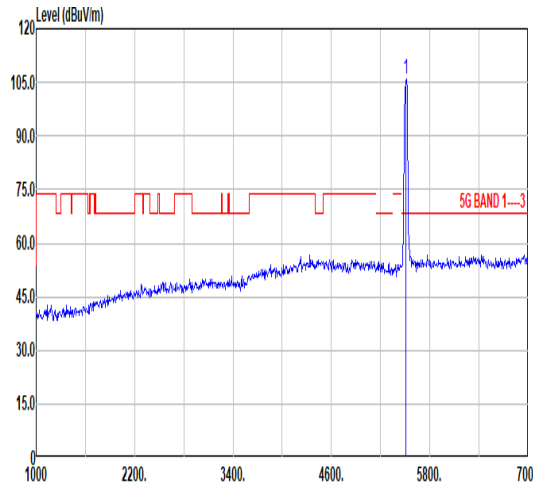
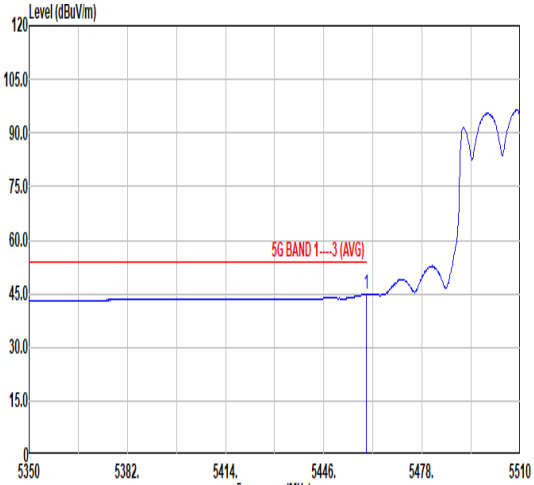
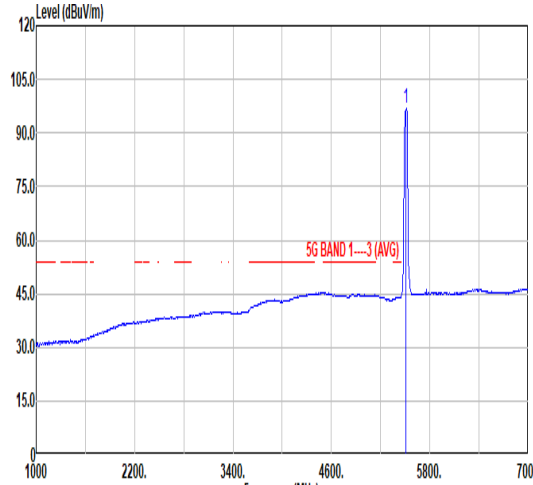


	34																																														
Mode	Band Edge - R																																														
	U-NII-2A_5.25-5.35_802.11ax HE40_CH62_Full RU_5310MHz																																														
ANT	CDD 9+10																																														
Pol.	Vertical	Fundamental																																													
Peak	<table border="1"> <thead> <tr> <th>Limit</th> <th>Read</th> <th>Ant</th> <th>Cable</th> <th>Preamp</th> <th>Aux</th> <th>APos</th> <th>TPos</th> <th>Remark</th> </tr> <tr> <th>Freq</th> <th>Level</th> <th>Line</th> <th>Margin</th> <th>Level</th> <th>Factor</th> <th>Loss</th> <th>Factor</th> <th>Factor</th> </tr> <tr> <th>MHz</th> <th>dBuV/m</th> <th>dBuV/m</th> <th>dB</th> <th>dBuV</th> <th>dB/m</th> <th>dB</th> <th>dB</th> <th>dB</th> </tr> </thead> <tbody> <tr> <td>1 5353.50</td> <td>55.58</td> <td>74.00</td> <td>-18.42</td> <td>41.82</td> <td>34.78</td> <td>12.05</td> <td>33.07</td> <td>0.00</td> </tr> <tr> <td></td> <td></td> <td></td> <td></td> <td></td> <td></td> <td></td> <td></td> <td>300 344 PEAK</td> </tr> </tbody> </table>	Limit	Read	Ant	Cable	Preamp	Aux	APos	TPos	Remark	Freq	Level	Line	Margin	Level	Factor	Loss	Factor	Factor	MHz	dBuV/m	dBuV/m	dB	dBuV	dB/m	dB	dB	dB	1 5353.50	55.58	74.00	-18.42	41.82	34.78	12.05	33.07	0.00									300 344 PEAK	Blank
Limit	Read	Ant	Cable	Preamp	Aux	APos	TPos	Remark																																							
Freq	Level	Line	Margin	Level	Factor	Loss	Factor	Factor																																							
MHz	dBuV/m	dBuV/m	dB	dBuV	dB/m	dB	dB	dB																																							
1 5353.50	55.58	74.00	-18.42	41.82	34.78	12.05	33.07	0.00																																							
								300 344 PEAK																																							
Avg	<table border="1"> <thead> <tr> <th>Limit</th> <th>Read</th> <th>Ant</th> <th>Cable</th> <th>Preamp</th> <th>Aux</th> <th>APos</th> <th>TPos</th> <th>Remark</th> </tr> <tr> <th>Freq</th> <th>Level</th> <th>Line</th> <th>Margin</th> <th>Level</th> <th>Factor</th> <th>Loss</th> <th>Factor</th> <th>Factor</th> </tr> <tr> <th>MHz</th> <th>dBuV/m</th> <th>dBuV/m</th> <th>dB</th> <th>dBuV</th> <th>dB/m</th> <th>dB</th> <th>dB</th> <th>dB</th> </tr> </thead> <tbody> <tr> <td>1 5353.50</td> <td>44.72</td> <td>54.00</td> <td>-9.28</td> <td>30.96</td> <td>34.78</td> <td>12.05</td> <td>33.07</td> <td>0.00</td> </tr> <tr> <td></td> <td></td> <td></td> <td></td> <td></td> <td></td> <td></td> <td></td> <td>300 344 AVERAGE</td> </tr> </tbody> </table>	Limit	Read	Ant	Cable	Preamp	Aux	APos	TPos	Remark	Freq	Level	Line	Margin	Level	Factor	Loss	Factor	Factor	MHz	dBuV/m	dBuV/m	dB	dBuV	dB/m	dB	dB	dB	1 5353.50	44.72	54.00	-9.28	30.96	34.78	12.05	33.07	0.00									300 344 AVERAGE	Blank
Limit	Read	Ant	Cable	Preamp	Aux	APos	TPos	Remark																																							
Freq	Level	Line	Margin	Level	Factor	Loss	Factor	Factor																																							
MHz	dBuV/m	dBuV/m	dB	dBuV	dB/m	dB	dB	dB																																							
1 5353.50	44.72	54.00	-9.28	30.96	34.78	12.05	33.07	0.00																																							
								300 344 AVERAGE																																							



Mode	34																																																																															
	Harmonic																																																																															
	U-NII-2A_5.25-5.35_802.11ax HE40_CH62_Full RU_5310MHz																																																																															
ANT	CDD 9+10																																																																															
Pol.	Horizontal	Vertical																																																																														
Peak Avg	<table border="1"> <thead> <tr> <th>Limit</th> <th>Read</th> <th>Ant</th> <th>Cable</th> <th>Preamp</th> <th>Aux</th> <th>APos</th> <th>TPos</th> <th>Remark</th> </tr> <tr> <th>Freq</th> <th>Level</th> <th>Line Margin</th> <th>Level Factor</th> <th>Loss Factor</th> <th>Factor</th> <th></th> <th></th> <th></th> </tr> <tr> <th>MHz</th> <th>dBuV/m</th> <th>dBuV/m</th> <th>dB</th> <th>dBuV</th> <th>dB/m</th> <th>dB</th> <th>dB</th> <th>cm</th> <th>deg</th> </tr> </thead> <tbody> <tr> <td>1 10620.00</td> <td>45.73</td> <td>74.00</td> <td>-28.27</td> <td>53.43</td> <td>38.23</td> <td>17.07</td> <td>63.00</td> <td>0.00</td> <td>300</td> <td>0 PEAK</td> </tr> </tbody> </table>	Limit	Read	Ant	Cable	Preamp	Aux	APos	TPos	Remark	Freq	Level	Line Margin	Level Factor	Loss Factor	Factor				MHz	dBuV/m	dBuV/m	dB	dBuV	dB/m	dB	dB	cm	deg	1 10620.00	45.73	74.00	-28.27	53.43	38.23	17.07	63.00	0.00	300	0 PEAK	<table border="1"> <thead> <tr> <th>Limit</th> <th>Read</th> <th>Ant</th> <th>Cable</th> <th>Preamp</th> <th>Aux</th> <th>APos</th> <th>TPos</th> <th>Remark</th> </tr> <tr> <th>Freq</th> <th>Level</th> <th>Line Margin</th> <th>Level Factor</th> <th>Loss Factor</th> <th>Factor</th> <th></th> <th></th> <th></th> </tr> <tr> <th>MHz</th> <th>dBuV/m</th> <th>dBuV/m</th> <th>dB</th> <th>dBuV</th> <th>dB/m</th> <th>dB</th> <th>dB</th> <th>cm</th> <th>deg</th> </tr> </thead> <tbody> <tr> <td>1 10620.00</td> <td>45.33</td> <td>74.00</td> <td>-28.67</td> <td>53.03</td> <td>38.23</td> <td>17.07</td> <td>63.00</td> <td>0.00</td> <td>100</td> <td>0 PEAK</td> </tr> </tbody> </table>	Limit	Read	Ant	Cable	Preamp	Aux	APos	TPos	Remark	Freq	Level	Line Margin	Level Factor	Loss Factor	Factor				MHz	dBuV/m	dBuV/m	dB	dBuV	dB/m	dB	dB	cm	deg	1 10620.00	45.33	74.00	-28.67	53.03	38.23	17.07	63.00	0.00	100	0 PEAK
Limit	Read	Ant	Cable	Preamp	Aux	APos	TPos	Remark																																																																								
Freq	Level	Line Margin	Level Factor	Loss Factor	Factor																																																																											
MHz	dBuV/m	dBuV/m	dB	dBuV	dB/m	dB	dB	cm	deg																																																																							
1 10620.00	45.73	74.00	-28.27	53.43	38.23	17.07	63.00	0.00	300	0 PEAK																																																																						
Limit	Read	Ant	Cable	Preamp	Aux	APos	TPos	Remark																																																																								
Freq	Level	Line Margin	Level Factor	Loss Factor	Factor																																																																											
MHz	dBuV/m	dBuV/m	dB	dBuV	dB/m	dB	dB	cm	deg																																																																							
1 10620.00	45.33	74.00	-28.67	53.03	38.23	17.07	63.00	0.00	100	0 PEAK																																																																						



	35																																																																																																			
Mode	Band Edge - L																																																																																																			
	U-NII-2C_5.47-5.725_802.11ax HE40_CH102_Full RU_5510MHz																																																																																																			
ANT	CDD 9+10																																																																																																			
Pol.	Horizontal	Fundamental																																																																																																		
Peak	 <table border="1" data-bbox="263 1086 774 1243"> <thead> <tr> <th></th> <th>Limit</th> <th>Read</th> <th>Ant</th> <th>Cable</th> <th>Preamp</th> <th>Aux</th> <th>APos</th> <th>TPos</th> <th></th> </tr> <tr> <th>Freq</th> <th>Level</th> <th>Line Margin</th> <th>Level Factor</th> <th>Loss Factor</th> <th>Loss Factor</th> <th>Factor</th> <th></th> <th></th> <th>Remark</th> </tr> <tr> <th></th> <th>MHz</th> <th>dBuV/m</th> <th>dBuV/m</th> <th>dB</th> <th>dBuV</th> <th>dB/m</th> <th>dB</th> <th>dB</th> <th>cm</th> <th>deg</th> </tr> </thead> <tbody> <tr> <td>1</td> <td>5459.76</td> <td>56.03</td> <td>74.00</td> <td>-17.97</td> <td>42.05</td> <td>34.87</td> <td>12.15</td> <td>33.04</td> <td>0.00</td> <td>300</td> <td>329 PEAK</td> </tr> <tr> <td>2</td> <td>5470.00</td> <td>57.13</td> <td>68.30</td> <td>-11.17</td> <td>43.12</td> <td>34.88</td> <td>12.16</td> <td>33.03</td> <td>0.00</td> <td>300</td> <td>329 PEAK</td> </tr> </tbody> </table>		Limit	Read	Ant	Cable	Preamp	Aux	APos	TPos		Freq	Level	Line Margin	Level Factor	Loss Factor	Loss Factor	Factor			Remark		MHz	dBuV/m	dBuV/m	dB	dBuV	dB/m	dB	dB	cm	deg	1	5459.76	56.03	74.00	-17.97	42.05	34.87	12.15	33.04	0.00	300	329 PEAK	2	5470.00	57.13	68.30	-11.17	43.12	34.88	12.16	33.03	0.00	300	329 PEAK	 <table border="1" data-bbox="901 1086 1412 1243"> <thead> <tr> <th></th> <th>Limit</th> <th>Read</th> <th>Ant</th> <th>Cable</th> <th>Preamp</th> <th>Aux</th> <th>APos</th> <th>TPos</th> <th></th> </tr> <tr> <th>Freq</th> <th>Level</th> <th>Line Margin</th> <th>Level Factor</th> <th>Loss Factor</th> <th>Loss Factor</th> <th>Factor</th> <th></th> <th></th> <th>Remark</th> </tr> <tr> <th></th> <th>MHz</th> <th>dBuV/m</th> <th>dBuV/m</th> <th>dB</th> <th>dBuV</th> <th>dB/m</th> <th>dB</th> <th>dB</th> <th>cm</th> <th>deg</th> </tr> </thead> <tbody> <tr> <td>1</td> <td>5510.00</td> <td>105.98</td> <td>-----</td> <td>-----</td> <td>91.86</td> <td>34.92</td> <td>12.21</td> <td>33.01</td> <td>0.00</td> <td>300</td> <td>329 PEAK</td> </tr> </tbody> </table>		Limit	Read	Ant	Cable	Preamp	Aux	APos	TPos		Freq	Level	Line Margin	Level Factor	Loss Factor	Loss Factor	Factor			Remark		MHz	dBuV/m	dBuV/m	dB	dBuV	dB/m	dB	dB	cm	deg	1	5510.00	105.98	-----	-----	91.86	34.92	12.21	33.01	0.00	300	329 PEAK
		Limit	Read	Ant	Cable	Preamp	Aux	APos	TPos																																																																																											
Freq	Level	Line Margin	Level Factor	Loss Factor	Loss Factor	Factor			Remark																																																																																											
	MHz	dBuV/m	dBuV/m	dB	dBuV	dB/m	dB	dB	cm	deg																																																																																										
1	5459.76	56.03	74.00	-17.97	42.05	34.87	12.15	33.04	0.00	300	329 PEAK																																																																																									
2	5470.00	57.13	68.30	-11.17	43.12	34.88	12.16	33.03	0.00	300	329 PEAK																																																																																									
	Limit	Read	Ant	Cable	Preamp	Aux	APos	TPos																																																																																												
Freq	Level	Line Margin	Level Factor	Loss Factor	Loss Factor	Factor			Remark																																																																																											
	MHz	dBuV/m	dBuV/m	dB	dBuV	dB/m	dB	dB	cm	deg																																																																																										
1	5510.00	105.98	-----	-----	91.86	34.92	12.21	33.01	0.00	300	329 PEAK																																																																																									
Avg	 <table border="1" data-bbox="263 1769 774 1926"> <thead> <tr> <th></th> <th>Limit</th> <th>Read</th> <th>Ant</th> <th>Cable</th> <th>Preamp</th> <th>Aux</th> <th>APos</th> <th>TPos</th> <th></th> </tr> <tr> <th>Freq</th> <th>Level</th> <th>Line Margin</th> <th>Level Factor</th> <th>Loss Factor</th> <th>Loss Factor</th> <th>Factor</th> <th></th> <th></th> <th>Remark</th> </tr> <tr> <th></th> <th>MHz</th> <th>dBuV/m</th> <th>dBuV/m</th> <th>dB</th> <th>dBuV</th> <th>dB/m</th> <th>dB</th> <th>dB</th> <th>cm</th> <th>deg</th> </tr> </thead> <tbody> <tr> <td>1</td> <td>5459.92</td> <td>44.78</td> <td>54.00</td> <td>-9.22</td> <td>30.80</td> <td>34.87</td> <td>12.15</td> <td>33.04</td> <td>0.00</td> <td>300</td> <td>329 AVERAGE</td> </tr> </tbody> </table>		Limit	Read	Ant	Cable	Preamp	Aux	APos	TPos		Freq	Level	Line Margin	Level Factor	Loss Factor	Loss Factor	Factor			Remark		MHz	dBuV/m	dBuV/m	dB	dBuV	dB/m	dB	dB	cm	deg	1	5459.92	44.78	54.00	-9.22	30.80	34.87	12.15	33.04	0.00	300	329 AVERAGE	 <table border="1" data-bbox="901 1769 1412 1926"> <thead> <tr> <th></th> <th>Limit</th> <th>Read</th> <th>Ant</th> <th>Cable</th> <th>Preamp</th> <th>Aux</th> <th>APos</th> <th>TPos</th> <th></th> </tr> <tr> <th>Freq</th> <th>Level</th> <th>Line Margin</th> <th>Level Factor</th> <th>Loss Factor</th> <th>Loss Factor</th> <th>Factor</th> <th></th> <th></th> <th>Remark</th> </tr> <tr> <th></th> <th>MHz</th> <th>dBuV/m</th> <th>dBuV/m</th> <th>dB</th> <th>dBuV</th> <th>dB/m</th> <th>dB</th> <th>dB</th> <th>cm</th> <th>deg</th> </tr> </thead> <tbody> <tr> <td>1</td> <td>5510.00</td> <td>96.91</td> <td>-----</td> <td>-----</td> <td>82.79</td> <td>34.92</td> <td>12.21</td> <td>33.01</td> <td>0.00</td> <td>300</td> <td>329 AVERAGE</td> </tr> </tbody> </table>		Limit	Read	Ant	Cable	Preamp	Aux	APos	TPos		Freq	Level	Line Margin	Level Factor	Loss Factor	Loss Factor	Factor			Remark		MHz	dBuV/m	dBuV/m	dB	dBuV	dB/m	dB	dB	cm	deg	1	5510.00	96.91	-----	-----	82.79	34.92	12.21	33.01	0.00	300	329 AVERAGE												
		Limit	Read	Ant	Cable	Preamp	Aux	APos	TPos																																																																																											
Freq	Level	Line Margin	Level Factor	Loss Factor	Loss Factor	Factor			Remark																																																																																											
	MHz	dBuV/m	dBuV/m	dB	dBuV	dB/m	dB	dB	cm	deg																																																																																										
1	5459.92	44.78	54.00	-9.22	30.80	34.87	12.15	33.04	0.00	300	329 AVERAGE																																																																																									
	Limit	Read	Ant	Cable	Preamp	Aux	APos	TPos																																																																																												
Freq	Level	Line Margin	Level Factor	Loss Factor	Loss Factor	Factor			Remark																																																																																											
	MHz	dBuV/m	dBuV/m	dB	dBuV	dB/m	dB	dB	cm	deg																																																																																										
1	5510.00	96.91	-----	-----	82.79	34.92	12.21	33.01	0.00	300	329 AVERAGE																																																																																									



Mode	35																																							
	Band Edge - R																																							
	U-NII-2C_5.47-5.725_802.11ax HE40_CH102_Full RU_5510MHz																																							
ANT	CDD 9+10																																							
Pol.	Horizontal	Fundamental																																						
Peak	<table border="1"> <thead> <tr> <th>Limit</th> <th>Read</th> <th>Ant</th> <th>Cable</th> <th>Preamp</th> <th>Aux</th> <th>APos</th> <th>TPos</th> <th></th> </tr> <tr> <th>Freq</th> <th>Level</th> <th>Line Margin</th> <th>Level Factor</th> <th>Loss Factor</th> <th>Loss Factor</th> <th>Factor</th> <th></th> <th>Remark</th> </tr> <tr> <th>MHz</th> <th>dBuV/m</th> <th>dBuV/m</th> <th>dB</th> <th>dBuV</th> <th>dB/m</th> <th>dB</th> <th>dB</th> <th>cm</th> <th>deg</th> </tr> </thead> <tbody> <tr> <td>1 5762.45</td> <td>55.28</td> <td>68.30</td> <td>-13.02</td> <td>40.59</td> <td>35.20</td> <td>12.43</td> <td>32.94</td> <td>0.00</td> <td>300 329 PEAK</td> </tr> </tbody> </table>	Limit	Read	Ant	Cable	Preamp	Aux	APos	TPos		Freq	Level	Line Margin	Level Factor	Loss Factor	Loss Factor	Factor		Remark	MHz	dBuV/m	dBuV/m	dB	dBuV	dB/m	dB	dB	cm	deg	1 5762.45	55.28	68.30	-13.02	40.59	35.20	12.43	32.94	0.00	300 329 PEAK	Blank
Limit	Read	Ant	Cable	Preamp	Aux	APos	TPos																																	
Freq	Level	Line Margin	Level Factor	Loss Factor	Loss Factor	Factor		Remark																																
MHz	dBuV/m	dBuV/m	dB	dBuV	dB/m	dB	dB	cm	deg																															
1 5762.45	55.28	68.30	-13.02	40.59	35.20	12.43	32.94	0.00	300 329 PEAK																															



		35																																																																																																					
Mode	Band Edge - L																																																																																																						
	U-NII-2C_5.47-5.725_802.11ax HE40_CH102_Full RU_5510MHz																																																																																																						
ANT	CDD 9+10																																																																																																						
Pol.	Vertical	Fundamental																																																																																																					
Peak	<table border="1"> <thead> <tr> <th>Limit</th> <th>Read</th> <th>Ant</th> <th>Cable</th> <th>Preamp</th> <th>Aux</th> <th>APos</th> <th>TPos</th> <th colspan="2"></th> </tr> <tr> <th>Freq</th> <th>Level</th> <th>Line</th> <th>Margin</th> <th>Level</th> <th>Factor</th> <th>Loss</th> <th>Factor</th> <th>Factor</th> <th>Remark</th> </tr> <tr> <th>MHz</th> <th>dBuV/m</th> <th>dBuV/m</th> <th>dB</th> <th>dBuV</th> <th>dB/m</th> <th>dB</th> <th>dB</th> <th>dB</th> <th>cm</th> <th>deg</th> </tr> </thead> <tbody> <tr> <td>1</td> <td>5426.00</td> <td>55.62</td> <td>74.00</td> <td>-18.38</td> <td>41.71</td> <td>34.84</td> <td>12.12</td> <td>33.05</td> <td>0.00</td> <td>333</td> <td>269</td> <td>PEAK</td> </tr> <tr> <td>2</td> <td>5478.00</td> <td>58.37</td> <td>68.30</td> <td>-9.93</td> <td>44.36</td> <td>34.88</td> <td>12.16</td> <td>33.03</td> <td>0.00</td> <td>333</td> <td>269</td> <td>PEAK</td> </tr> </tbody> </table>	Limit	Read	Ant	Cable	Preamp	Aux	APos	TPos			Freq	Level	Line	Margin	Level	Factor	Loss	Factor	Factor	Remark	MHz	dBuV/m	dBuV/m	dB	dBuV	dB/m	dB	dB	dB	cm	deg	1	5426.00	55.62	74.00	-18.38	41.71	34.84	12.12	33.05	0.00	333	269	PEAK	2	5478.00	58.37	68.30	-9.93	44.36	34.88	12.16	33.03	0.00	333	269	PEAK	<table border="1"> <thead> <tr> <th>Limit</th> <th>Read</th> <th>Ant</th> <th>Cable</th> <th>Preamp</th> <th>Aux</th> <th>APos</th> <th>TPos</th> <th colspan="2"></th> </tr> <tr> <th>Freq</th> <th>Level</th> <th>Line</th> <th>Margin</th> <th>Level</th> <th>Factor</th> <th>Loss</th> <th>Factor</th> <th>Factor</th> <th>Remark</th> </tr> <tr> <th>MHz</th> <th>dBuV/m</th> <th>dBuV/m</th> <th>dB</th> <th>dBuV</th> <th>dB/m</th> <th>dB</th> <th>dB</th> <th>dB</th> <th>cm</th> <th>deg</th> </tr> </thead> <tbody> <tr> <td>1</td> <td>5510.00</td> <td>106.18</td> <td>-----</td> <td>-----</td> <td>92.09</td> <td>34.91</td> <td>12.20</td> <td>33.02</td> <td>0.00</td> <td>333</td> <td>269</td> <td>PEAK</td> </tr> </tbody> </table>	Limit	Read	Ant	Cable	Preamp	Aux	APos	TPos			Freq	Level	Line	Margin	Level	Factor	Loss	Factor	Factor	Remark	MHz	dBuV/m	dBuV/m	dB	dBuV	dB/m	dB	dB	dB	cm	deg	1	5510.00	106.18	-----	-----	92.09	34.91	12.20	33.02	0.00	333	269	PEAK
	Limit	Read	Ant	Cable	Preamp	Aux	APos	TPos																																																																																															
Freq	Level	Line	Margin	Level	Factor	Loss	Factor	Factor	Remark																																																																																														
MHz	dBuV/m	dBuV/m	dB	dBuV	dB/m	dB	dB	dB	cm	deg																																																																																													
1	5426.00	55.62	74.00	-18.38	41.71	34.84	12.12	33.05	0.00	333	269	PEAK																																																																																											
2	5478.00	58.37	68.30	-9.93	44.36	34.88	12.16	33.03	0.00	333	269	PEAK																																																																																											
Limit	Read	Ant	Cable	Preamp	Aux	APos	TPos																																																																																																
Freq	Level	Line	Margin	Level	Factor	Loss	Factor	Factor	Remark																																																																																														
MHz	dBuV/m	dBuV/m	dB	dBuV	dB/m	dB	dB	dB	cm	deg																																																																																													
1	5510.00	106.18	-----	-----	92.09	34.91	12.20	33.02	0.00	333	269	PEAK																																																																																											
Avg	<table border="1"> <thead> <tr> <th>Limit</th> <th>Read</th> <th>Ant</th> <th>Cable</th> <th>Preamp</th> <th>Aux</th> <th>APos</th> <th>TPos</th> <th colspan="2"></th> </tr> <tr> <th>Freq</th> <th>Level</th> <th>Line</th> <th>Margin</th> <th>Level</th> <th>Factor</th> <th>Loss</th> <th>Factor</th> <th>Factor</th> <th>Remark</th> </tr> <tr> <th>MHz</th> <th>dBuV/m</th> <th>dBuV/m</th> <th>dB</th> <th>dBuV</th> <th>dB/m</th> <th>dB</th> <th>dB</th> <th>dB</th> <th>cm</th> <th>deg</th> </tr> </thead> <tbody> <tr> <td>1</td> <td>5454.96</td> <td>44.45</td> <td>54.00</td> <td>-9.55</td> <td>30.49</td> <td>34.86</td> <td>12.14</td> <td>33.04</td> <td>0.00</td> <td>333</td> <td>269</td> <td>AVERAGE</td> </tr> </tbody> </table>	Limit	Read	Ant	Cable	Preamp	Aux	APos	TPos			Freq	Level	Line	Margin	Level	Factor	Loss	Factor	Factor	Remark	MHz	dBuV/m	dBuV/m	dB	dBuV	dB/m	dB	dB	dB	cm	deg	1	5454.96	44.45	54.00	-9.55	30.49	34.86	12.14	33.04	0.00	333	269	AVERAGE	<table border="1"> <thead> <tr> <th>Limit</th> <th>Read</th> <th>Ant</th> <th>Cable</th> <th>Preamp</th> <th>Aux</th> <th>APos</th> <th>TPos</th> <th colspan="2"></th> </tr> <tr> <th>Freq</th> <th>Level</th> <th>Line</th> <th>Margin</th> <th>Level</th> <th>Factor</th> <th>Loss</th> <th>Factor</th> <th>Factor</th> <th>Remark</th> </tr> <tr> <th>MHz</th> <th>dBuV/m</th> <th>dBuV/m</th> <th>dB</th> <th>dBuV</th> <th>dB/m</th> <th>dB</th> <th>dB</th> <th>dB</th> <th>cm</th> <th>deg</th> </tr> </thead> <tbody> <tr> <td>1</td> <td>5510.00</td> <td>97.34</td> <td>-----</td> <td>-----</td> <td>83.25</td> <td>34.91</td> <td>12.20</td> <td>33.02</td> <td>0.00</td> <td>333</td> <td>269</td> <td>AVERAGE</td> </tr> </tbody> </table>	Limit	Read	Ant	Cable	Preamp	Aux	APos	TPos			Freq	Level	Line	Margin	Level	Factor	Loss	Factor	Factor	Remark	MHz	dBuV/m	dBuV/m	dB	dBuV	dB/m	dB	dB	dB	cm	deg	1	5510.00	97.34	-----	-----	83.25	34.91	12.20	33.02	0.00	333	269	AVERAGE													
	Limit	Read	Ant	Cable	Preamp	Aux	APos	TPos																																																																																															
Freq	Level	Line	Margin	Level	Factor	Loss	Factor	Factor	Remark																																																																																														
MHz	dBuV/m	dBuV/m	dB	dBuV	dB/m	dB	dB	dB	cm	deg																																																																																													
1	5454.96	44.45	54.00	-9.55	30.49	34.86	12.14	33.04	0.00	333	269	AVERAGE																																																																																											
Limit	Read	Ant	Cable	Preamp	Aux	APos	TPos																																																																																																
Freq	Level	Line	Margin	Level	Factor	Loss	Factor	Factor	Remark																																																																																														
MHz	dBuV/m	dBuV/m	dB	dBuV	dB/m	dB	dB	dB	cm	deg																																																																																													
1	5510.00	97.34	-----	-----	83.25	34.91	12.20	33.02	0.00	333	269	AVERAGE																																																																																											

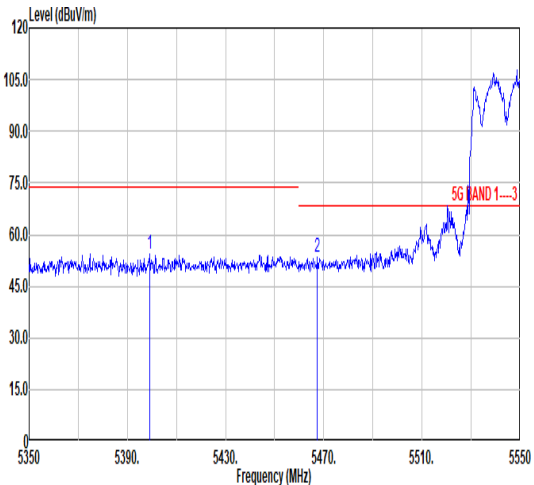
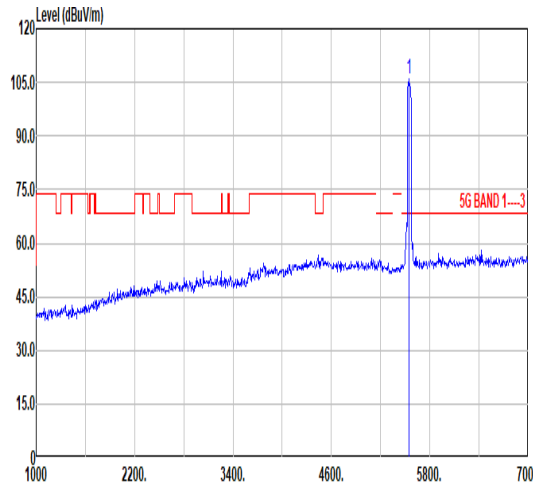
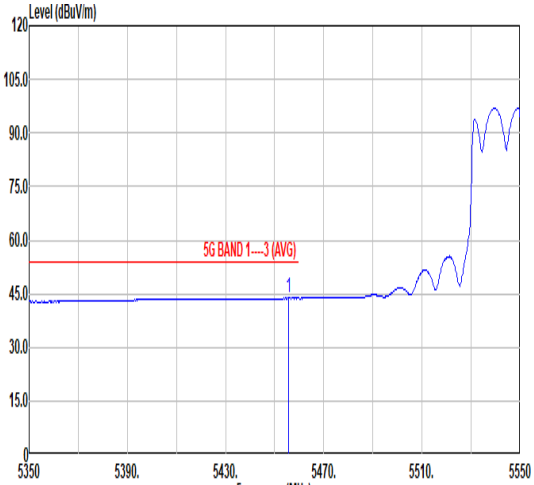
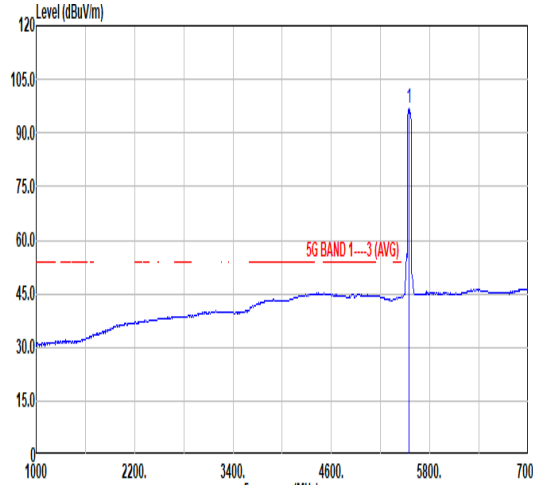


Mode	35																																							
	Band Edge - R																																							
	U-NII-2C_5.47-5.725_802.11ax HE40_CH102_Full RU_5510MHz																																							
ANT	CDD 9+10																																							
Pol.	Vertical	Fundamental																																						
Peak	<table border="1"> <thead> <tr> <th>Limit</th> <th>Read</th> <th>Ant</th> <th>Cable</th> <th>Preamp</th> <th>Aux</th> <th>APos</th> <th>TPos</th> <th>Remark</th> </tr> <tr> <th>Freq</th> <th>Level</th> <th>Line Margin</th> <th>Level Factor</th> <th>Loss Factor</th> <th>Loss Factor</th> <th>Factor</th> <th></th> <th></th> </tr> <tr> <th>MHz</th> <th>dBuV/m</th> <th>dBuV/m</th> <th>dB</th> <th>dBuV</th> <th>dB/m</th> <th>dB</th> <th>dB</th> <th>cm</th> <th>deg</th> </tr> </thead> <tbody> <tr> <td>1 5748.17</td> <td>54.19</td> <td>68.30</td> <td>-14.11</td> <td>39.54</td> <td>35.19</td> <td>12.41</td> <td>32.95</td> <td>0.00</td> <td>333 269 PEAK</td> </tr> </tbody> </table>	Limit	Read	Ant	Cable	Preamp	Aux	APos	TPos	Remark	Freq	Level	Line Margin	Level Factor	Loss Factor	Loss Factor	Factor			MHz	dBuV/m	dBuV/m	dB	dBuV	dB/m	dB	dB	cm	deg	1 5748.17	54.19	68.30	-14.11	39.54	35.19	12.41	32.95	0.00	333 269 PEAK	Blank
Limit	Read	Ant	Cable	Preamp	Aux	APos	TPos	Remark																																
Freq	Level	Line Margin	Level Factor	Loss Factor	Loss Factor	Factor																																		
MHz	dBuV/m	dBuV/m	dB	dBuV	dB/m	dB	dB	cm	deg																															
1 5748.17	54.19	68.30	-14.11	39.54	35.19	12.41	32.95	0.00	333 269 PEAK																															



Mode	35																																																																																			
	Harmonic																																																																																			
	U-NII-2C_5.47-5.725_802.11ax HE40_CH102_Full RU_5510MHz																																																																																			
ANT	CDD 9+10																																																																																			
Pol.	Horizontal	Vertical																																																																																		
Peak Avg	<table border="1"> <thead> <tr> <th>Limit</th> <th>Read</th> <th>Ant</th> <th>Cable</th> <th>Preamp</th> <th>Aux</th> <th>APos</th> <th>TPos</th> <th>Remark</th> </tr> <tr> <th>Freq</th> <th>Level</th> <th>Line Margin</th> <th>Level Factor</th> <th>Loss Factor</th> <th>Factor</th> <th></th> <th></th> <th></th> </tr> <tr> <th>MHz</th> <th>dBuV/m</th> <th>dBuV/m</th> <th>dB</th> <th>dBuV</th> <th>dB/m</th> <th>dB</th> <th>dB</th> <th>cm</th> <th>deg</th> </tr> </thead> <tbody> <tr> <td>1 11020.00</td> <td>45.90</td> <td>74.00</td> <td>-28.10</td> <td>52.61</td> <td>38.51</td> <td>17.40</td> <td>62.62</td> <td>0.00</td> <td>300</td> <td>0</td> <td>PEAK</td> </tr> </tbody> </table>	Limit	Read	Ant	Cable	Preamp	Aux	APos	TPos	Remark	Freq	Level	Line Margin	Level Factor	Loss Factor	Factor				MHz	dBuV/m	dBuV/m	dB	dBuV	dB/m	dB	dB	cm	deg	1 11020.00	45.90	74.00	-28.10	52.61	38.51	17.40	62.62	0.00	300	0	PEAK	<table border="1"> <thead> <tr> <th>Limit</th> <th>Read</th> <th>Ant</th> <th>Cable</th> <th>Preamp</th> <th>Aux</th> <th>APos</th> <th>TPos</th> <th>Remark</th> </tr> <tr> <th>Freq</th> <th>Level</th> <th>Line Margin</th> <th>Level Factor</th> <th>Loss Factor</th> <th>Factor</th> <th></th> <th></th> <th></th> </tr> <tr> <th>MHz</th> <th>dBuV/m</th> <th>dBuV/m</th> <th>dB</th> <th>dBuV</th> <th>dB/m</th> <th>dB</th> <th>dB</th> <th>dB</th> <th>cm</th> <th>deg</th> <th>Remark</th> </tr> </thead> <tbody> <tr> <td>1 11020.00</td> <td>47.50</td> <td>74.00</td> <td>-26.50</td> <td>54.21</td> <td>38.51</td> <td>17.40</td> <td>62.62</td> <td>0.00</td> <td>100</td> <td>0</td> <td>PEAK</td> </tr> </tbody> </table>	Limit	Read	Ant	Cable	Preamp	Aux	APos	TPos	Remark	Freq	Level	Line Margin	Level Factor	Loss Factor	Factor				MHz	dBuV/m	dBuV/m	dB	dBuV	dB/m	dB	dB	dB	cm	deg	Remark	1 11020.00	47.50	74.00	-26.50	54.21	38.51	17.40	62.62	0.00	100	0	PEAK
Limit	Read	Ant	Cable	Preamp	Aux	APos	TPos	Remark																																																																												
Freq	Level	Line Margin	Level Factor	Loss Factor	Factor																																																																															
MHz	dBuV/m	dBuV/m	dB	dBuV	dB/m	dB	dB	cm	deg																																																																											
1 11020.00	45.90	74.00	-28.10	52.61	38.51	17.40	62.62	0.00	300	0	PEAK																																																																									
Limit	Read	Ant	Cable	Preamp	Aux	APos	TPos	Remark																																																																												
Freq	Level	Line Margin	Level Factor	Loss Factor	Factor																																																																															
MHz	dBuV/m	dBuV/m	dB	dBuV	dB/m	dB	dB	dB	cm	deg	Remark																																																																									
1 11020.00	47.50	74.00	-26.50	54.21	38.51	17.40	62.62	0.00	100	0	PEAK																																																																									



		36																																																																															
Mode	Band Edge - L																																																																																
	U-NII-2C_5.47-5.725_802.11ax HE40_CH110_Full RU_5550MHz																																																																																
ANT	CDD 9+10																																																																																
Pol.	Horizontal	Fundamental																																																																															
Peak	 <table border="1"> <thead> <tr> <th>Limit</th> <th>Read</th> <th>Ant</th> <th>Cable</th> <th>Preamp</th> <th>Aux</th> <th>APos</th> <th>TPos</th> <th colspan="2"></th> </tr> <tr> <th>Freq</th> <th>Level</th> <th>Line Margin</th> <th>Level Factor</th> <th>Loss Factor</th> <th>Factor</th> <th>Factor</th> <th>Factor</th> <th>cm</th> <th>deg</th> </tr> </thead> <tbody> <tr> <td>1</td> <td>5399.00</td> <td>54.22</td> <td>74.00</td> <td>-19.78</td> <td>40.37</td> <td>34.82</td> <td>12.09</td> <td>33.06</td> <td>0.00</td> <td>271</td> <td>329</td> <td>PEAK</td> </tr> <tr> <td>2</td> <td>5467.40</td> <td>53.29</td> <td>68.30</td> <td>-15.01</td> <td>39.29</td> <td>34.87</td> <td>12.16</td> <td>33.03</td> <td>0.00</td> <td>271</td> <td>329</td> <td>PEAK</td> </tr> </tbody> </table>	Limit	Read	Ant	Cable	Preamp	Aux	APos	TPos			Freq	Level	Line Margin	Level Factor	Loss Factor	Factor	Factor	Factor	cm	deg	1	5399.00	54.22	74.00	-19.78	40.37	34.82	12.09	33.06	0.00	271	329	PEAK	2	5467.40	53.29	68.30	-15.01	39.29	34.87	12.16	33.03	0.00	271	329	PEAK	 <table border="1"> <thead> <tr> <th>Limit</th> <th>Read</th> <th>Ant</th> <th>Cable</th> <th>Preamp</th> <th>Aux</th> <th>APos</th> <th>TPos</th> <th colspan="2"></th> </tr> <tr> <th>Freq</th> <th>Level</th> <th>Line Margin</th> <th>Level Factor</th> <th>Loss Factor</th> <th>Factor</th> <th>Factor</th> <th>Factor</th> <th>cm</th> <th>deg</th> </tr> </thead> <tbody> <tr> <td>1</td> <td>5550.00</td> <td>105.82</td> <td>-----</td> <td>-----</td> <td>91.65</td> <td>34.95</td> <td>12.23</td> <td>33.01</td> <td>0.00</td> <td>271</td> <td>329</td> <td>PEAK</td> </tr> </tbody> </table>	Limit	Read	Ant	Cable	Preamp	Aux	APos	TPos			Freq	Level	Line Margin	Level Factor	Loss Factor	Factor	Factor	Factor	cm	deg	1	5550.00	105.82	-----	-----	91.65	34.95	12.23	33.01	0.00	271	329	PEAK
	Limit	Read	Ant	Cable	Preamp	Aux	APos	TPos																																																																									
Freq	Level	Line Margin	Level Factor	Loss Factor	Factor	Factor	Factor	cm	deg																																																																								
1	5399.00	54.22	74.00	-19.78	40.37	34.82	12.09	33.06	0.00	271	329	PEAK																																																																					
2	5467.40	53.29	68.30	-15.01	39.29	34.87	12.16	33.03	0.00	271	329	PEAK																																																																					
Limit	Read	Ant	Cable	Preamp	Aux	APos	TPos																																																																										
Freq	Level	Line Margin	Level Factor	Loss Factor	Factor	Factor	Factor	cm	deg																																																																								
1	5550.00	105.82	-----	-----	91.65	34.95	12.23	33.01	0.00	271	329	PEAK																																																																					
Avg	 <table border="1"> <thead> <tr> <th>Limit</th> <th>Read</th> <th>Ant</th> <th>Cable</th> <th>Preamp</th> <th>Aux</th> <th>APos</th> <th>TPos</th> <th colspan="2"></th> </tr> <tr> <th>Freq</th> <th>Level</th> <th>Line Margin</th> <th>Level Factor</th> <th>Loss Factor</th> <th>Factor</th> <th>Factor</th> <th>Factor</th> <th>cm</th> <th>deg</th> </tr> </thead> <tbody> <tr> <td>1</td> <td>5455.00</td> <td>43.74</td> <td>54.00</td> <td>-10.26</td> <td>29.77</td> <td>34.86</td> <td>12.15</td> <td>33.04</td> <td>0.00</td> <td>271</td> <td>329</td> <td>AVERAGE</td> </tr> </tbody> </table>	Limit	Read	Ant	Cable	Preamp	Aux	APos	TPos			Freq	Level	Line Margin	Level Factor	Loss Factor	Factor	Factor	Factor	cm	deg	1	5455.00	43.74	54.00	-10.26	29.77	34.86	12.15	33.04	0.00	271	329	AVERAGE	 <table border="1"> <thead> <tr> <th>Limit</th> <th>Read</th> <th>Ant</th> <th>Cable</th> <th>Preamp</th> <th>Aux</th> <th>APos</th> <th>TPos</th> <th colspan="2"></th> </tr> <tr> <th>Freq</th> <th>Level</th> <th>Line Margin</th> <th>Level Factor</th> <th>Loss Factor</th> <th>Factor</th> <th>Factor</th> <th>Factor</th> <th>cm</th> <th>deg</th> </tr> </thead> <tbody> <tr> <td>1</td> <td>5550.00</td> <td>96.91</td> <td>-----</td> <td>-----</td> <td>82.73</td> <td>34.96</td> <td>12.23</td> <td>33.01</td> <td>0.00</td> <td>271</td> <td>329</td> <td>AVERAGE</td> </tr> </tbody> </table>	Limit	Read	Ant	Cable	Preamp	Aux	APos	TPos			Freq	Level	Line Margin	Level Factor	Loss Factor	Factor	Factor	Factor	cm	deg	1	5550.00	96.91	-----	-----	82.73	34.96	12.23	33.01	0.00	271	329	AVERAGE													
	Limit	Read	Ant	Cable	Preamp	Aux	APos	TPos																																																																									
Freq	Level	Line Margin	Level Factor	Loss Factor	Factor	Factor	Factor	cm	deg																																																																								
1	5455.00	43.74	54.00	-10.26	29.77	34.86	12.15	33.04	0.00	271	329	AVERAGE																																																																					
Limit	Read	Ant	Cable	Preamp	Aux	APos	TPos																																																																										
Freq	Level	Line Margin	Level Factor	Loss Factor	Factor	Factor	Factor	cm	deg																																																																								
1	5550.00	96.91	-----	-----	82.73	34.96	12.23	33.01	0.00	271	329	AVERAGE																																																																					



Mode	36																																							
	Band Edge - R																																							
	U-NII-2C_5.47-5.725_802.11ax HE40_CH110_Full RU_5550MHz																																							
ANT	CDD 9+10																																							
Pol.	Horizontal	Fundamental																																						
Peak	<p>Level (dBuV/m)</p> <p>Frequency (MHz)</p> <table border="1"> <thead> <tr> <th>Limit</th> <th>Read</th> <th>Ant</th> <th>Cable</th> <th>Preamp</th> <th>Aux</th> <th>APos</th> <th>TPos</th> <th>Remark</th> </tr> <tr> <th>Freq</th> <th>Level</th> <th>Line Margin</th> <th>Level Factor</th> <th>Loss Factor</th> <th>Loss Factor</th> <th>Factor</th> <th></th> <th></th> </tr> <tr> <th>MHz</th> <th>dBuV/m</th> <th>dBuV/m</th> <th>dB</th> <th>dBuV</th> <th>dB/m</th> <th>dB</th> <th>dB</th> <th>cm</th> <th>deg</th> </tr> </thead> <tbody> <tr> <td>1 5746.08</td> <td>55.05</td> <td>68.30</td> <td>-13.25</td> <td>40.40</td> <td>35.19</td> <td>12.41</td> <td>32.95</td> <td>0.00</td> <td>271 329 PEAK</td> </tr> </tbody> </table>	Limit	Read	Ant	Cable	Preamp	Aux	APos	TPos	Remark	Freq	Level	Line Margin	Level Factor	Loss Factor	Loss Factor	Factor			MHz	dBuV/m	dBuV/m	dB	dBuV	dB/m	dB	dB	cm	deg	1 5746.08	55.05	68.30	-13.25	40.40	35.19	12.41	32.95	0.00	271 329 PEAK	Blank
Limit	Read	Ant	Cable	Preamp	Aux	APos	TPos	Remark																																
Freq	Level	Line Margin	Level Factor	Loss Factor	Loss Factor	Factor																																		
MHz	dBuV/m	dBuV/m	dB	dBuV	dB/m	dB	dB	cm	deg																															
1 5746.08	55.05	68.30	-13.25	40.40	35.19	12.41	32.95	0.00	271 329 PEAK																															



		36																																																																															
Mode	Band Edge - L																																																																																
	U-NII-2C_5.47-5.725_802.11ax HE40_CH110_Full RU_5550MHz																																																																																
ANT	CDD 9+10																																																																																
Pol.	Vertical	Fundamental																																																																															
Peak	<table border="1"> <thead> <tr> <th>Limit</th> <th>Read</th> <th>Ant</th> <th>Cable</th> <th>Preamp</th> <th>Aux</th> <th>APos</th> <th>TPos</th> <th colspan="2"></th> </tr> <tr> <th>Freq</th> <th>Level</th> <th>Line Margin</th> <th>Level Factor</th> <th>Loss Factor</th> <th>Factor</th> <th>Factor</th> <th>Factor</th> <th>cm</th> <th>deg</th> </tr> </thead> <tbody> <tr> <td>1</td> <td>5453.40</td> <td>55.64</td> <td>74.00</td> <td>-18.36</td> <td>41.68</td> <td>34.86</td> <td>12.14</td> <td>33.04</td> <td>0.00</td> <td>344</td> <td>266</td> <td>PEAK</td> </tr> <tr> <td>2</td> <td>5469.00</td> <td>54.62</td> <td>68.30</td> <td>-13.68</td> <td>40.61</td> <td>34.88</td> <td>12.16</td> <td>33.03</td> <td>0.00</td> <td>344</td> <td>266</td> <td>PEAK</td> </tr> </tbody> </table>	Limit	Read	Ant	Cable	Preamp	Aux	APos	TPos			Freq	Level	Line Margin	Level Factor	Loss Factor	Factor	Factor	Factor	cm	deg	1	5453.40	55.64	74.00	-18.36	41.68	34.86	12.14	33.04	0.00	344	266	PEAK	2	5469.00	54.62	68.30	-13.68	40.61	34.88	12.16	33.03	0.00	344	266	PEAK	<table border="1"> <thead> <tr> <th>Limit</th> <th>Read</th> <th>Ant</th> <th>Cable</th> <th>Preamp</th> <th>Aux</th> <th>APos</th> <th>TPos</th> <th colspan="2"></th> </tr> <tr> <th>Freq</th> <th>Level</th> <th>Line Margin</th> <th>Level Factor</th> <th>Loss Factor</th> <th>Factor</th> <th>Factor</th> <th>Factor</th> <th>cm</th> <th>deg</th> </tr> </thead> <tbody> <tr> <td>1</td> <td>5550.00</td> <td>104.41</td> <td>-----</td> <td>-----</td> <td>90.20</td> <td>34.97</td> <td>12.24</td> <td>33.00</td> <td>0.00</td> <td>344</td> <td>266</td> <td>PEAK</td> </tr> </tbody> </table>	Limit	Read	Ant	Cable	Preamp	Aux	APos	TPos			Freq	Level	Line Margin	Level Factor	Loss Factor	Factor	Factor	Factor	cm	deg	1	5550.00	104.41	-----	-----	90.20	34.97	12.24	33.00	0.00	344	266	PEAK
	Limit	Read	Ant	Cable	Preamp	Aux	APos	TPos																																																																									
Freq	Level	Line Margin	Level Factor	Loss Factor	Factor	Factor	Factor	cm	deg																																																																								
1	5453.40	55.64	74.00	-18.36	41.68	34.86	12.14	33.04	0.00	344	266	PEAK																																																																					
2	5469.00	54.62	68.30	-13.68	40.61	34.88	12.16	33.03	0.00	344	266	PEAK																																																																					
Limit	Read	Ant	Cable	Preamp	Aux	APos	TPos																																																																										
Freq	Level	Line Margin	Level Factor	Loss Factor	Factor	Factor	Factor	cm	deg																																																																								
1	5550.00	104.41	-----	-----	90.20	34.97	12.24	33.00	0.00	344	266	PEAK																																																																					
Avg	<table border="1"> <thead> <tr> <th>Limit</th> <th>Read</th> <th>Ant</th> <th>Cable</th> <th>Preamp</th> <th>Aux</th> <th>APos</th> <th>TPos</th> <th colspan="2"></th> </tr> <tr> <th>Freq</th> <th>Level</th> <th>Line Margin</th> <th>Level Factor</th> <th>Loss Factor</th> <th>Factor</th> <th>Factor</th> <th>Factor</th> <th>cm</th> <th>deg</th> </tr> </thead> <tbody> <tr> <td>1</td> <td>5457.80</td> <td>43.94</td> <td>54.00</td> <td>-10.06</td> <td>29.96</td> <td>34.87</td> <td>12.15</td> <td>33.04</td> <td>0.00</td> <td>344</td> <td>266</td> <td>AVERAGE</td> </tr> </tbody> </table>	Limit	Read	Ant	Cable	Preamp	Aux	APos	TPos			Freq	Level	Line Margin	Level Factor	Loss Factor	Factor	Factor	Factor	cm	deg	1	5457.80	43.94	54.00	-10.06	29.96	34.87	12.15	33.04	0.00	344	266	AVERAGE	<table border="1"> <thead> <tr> <th>Limit</th> <th>Read</th> <th>Ant</th> <th>Cable</th> <th>Preamp</th> <th>Aux</th> <th>APos</th> <th>TPos</th> <th colspan="2"></th> </tr> <tr> <th>Freq</th> <th>Level</th> <th>Line Margin</th> <th>Level Factor</th> <th>Loss Factor</th> <th>Factor</th> <th>Factor</th> <th>Factor</th> <th>cm</th> <th>deg</th> </tr> </thead> <tbody> <tr> <td>1</td> <td>5550.00</td> <td>96.43</td> <td>-----</td> <td>-----</td> <td>82.22</td> <td>34.97</td> <td>12.24</td> <td>33.00</td> <td>0.00</td> <td>344</td> <td>266</td> <td>AVERAGE</td> </tr> </tbody> </table>	Limit	Read	Ant	Cable	Preamp	Aux	APos	TPos			Freq	Level	Line Margin	Level Factor	Loss Factor	Factor	Factor	Factor	cm	deg	1	5550.00	96.43	-----	-----	82.22	34.97	12.24	33.00	0.00	344	266	AVERAGE													
	Limit	Read	Ant	Cable	Preamp	Aux	APos	TPos																																																																									
Freq	Level	Line Margin	Level Factor	Loss Factor	Factor	Factor	Factor	cm	deg																																																																								
1	5457.80	43.94	54.00	-10.06	29.96	34.87	12.15	33.04	0.00	344	266	AVERAGE																																																																					
Limit	Read	Ant	Cable	Preamp	Aux	APos	TPos																																																																										
Freq	Level	Line Margin	Level Factor	Loss Factor	Factor	Factor	Factor	cm	deg																																																																								
1	5550.00	96.43	-----	-----	82.22	34.97	12.24	33.00	0.00	344	266	AVERAGE																																																																					



Mode	36																																								
	Band Edge - R																																								
	U-NII-2C_5.47-5.725_802.11ax HE40_CH110_Full RU_5550MHz																																								
ANT	CDD 9+10																																								
Pol.	Vertical	Fundamental																																							
Peak	<table border="1"> <thead> <tr> <th>Limit</th> <th>Read</th> <th>Ant</th> <th>Cable</th> <th>Preamp</th> <th>Aux</th> <th>APos</th> <th>TPos</th> <th>Remark</th> </tr> <tr> <th>Freq</th> <th>Level</th> <th>Line Margin</th> <th>Level Factor</th> <th>Loss Factor</th> <th>Loss Factor</th> <th>Factor</th> <th></th> <th></th> </tr> <tr> <th>MHz</th> <th>dBuV/m</th> <th>dBuV/m</th> <th>dB</th> <th>dBuV</th> <th>dB/m</th> <th>dB</th> <th>dB</th> <th>cm</th> <th>deg</th> </tr> </thead> <tbody> <tr> <td>1 5761.13</td> <td>55.67</td> <td>68.30</td> <td>-12.63</td> <td>40.98</td> <td>35.20</td> <td>12.43</td> <td>32.94</td> <td>0.00</td> <td>344 266</td> <td>PEAK</td> </tr> </tbody> </table>	Limit	Read	Ant	Cable	Preamp	Aux	APos	TPos	Remark	Freq	Level	Line Margin	Level Factor	Loss Factor	Loss Factor	Factor			MHz	dBuV/m	dBuV/m	dB	dBuV	dB/m	dB	dB	cm	deg	1 5761.13	55.67	68.30	-12.63	40.98	35.20	12.43	32.94	0.00	344 266	PEAK	Blank
Limit	Read	Ant	Cable	Preamp	Aux	APos	TPos	Remark																																	
Freq	Level	Line Margin	Level Factor	Loss Factor	Loss Factor	Factor																																			
MHz	dBuV/m	dBuV/m	dB	dBuV	dB/m	dB	dB	cm	deg																																
1 5761.13	55.67	68.30	-12.63	40.98	35.20	12.43	32.94	0.00	344 266	PEAK																															



Mode	36																																																																															
	Harmonic																																																																															
	U-NII-2C_5.47-5.725_802.11ax HE40_CH110_Full RU_5550MHz																																																																															
ANT	CDD 9+10																																																																															
Pol.	Horizontal	Vertical																																																																														
Peak Avg	<table border="1"> <thead> <tr> <th>Limit</th> <th>Read</th> <th>Ant</th> <th>Cable</th> <th>Preamp</th> <th>Aux</th> <th>APos</th> <th>TPos</th> <th>Remark</th> </tr> <tr> <th>Freq</th> <th>Level</th> <th>Line Margin</th> <th>Level Factor</th> <th>Loss Factor</th> <th>Factor</th> <th></th> <th></th> <th></th> </tr> <tr> <th>MHz</th> <th>dBuV/m</th> <th>dBuV/m</th> <th>dB</th> <th>dBuV</th> <th>dB/m</th> <th>dB</th> <th>dB</th> <th>cm</th> <th>deg</th> </tr> </thead> <tbody> <tr> <td>1 11100.00</td> <td>45.43</td> <td>74.00</td> <td>-28.57</td> <td>52.00</td> <td>38.57</td> <td>17.46</td> <td>62.60</td> <td>0.00</td> <td>300</td> <td>0 PEAK</td> </tr> </tbody> </table>	Limit	Read	Ant	Cable	Preamp	Aux	APos	TPos	Remark	Freq	Level	Line Margin	Level Factor	Loss Factor	Factor				MHz	dBuV/m	dBuV/m	dB	dBuV	dB/m	dB	dB	cm	deg	1 11100.00	45.43	74.00	-28.57	52.00	38.57	17.46	62.60	0.00	300	0 PEAK	<table border="1"> <thead> <tr> <th>Limit</th> <th>Read</th> <th>Ant</th> <th>Cable</th> <th>Preamp</th> <th>Aux</th> <th>APos</th> <th>TPos</th> <th>Remark</th> </tr> <tr> <th>Freq</th> <th>Level</th> <th>Line Margin</th> <th>Level Factor</th> <th>Loss Factor</th> <th>Factor</th> <th></th> <th></th> <th></th> </tr> <tr> <th>MHz</th> <th>dBuV/m</th> <th>dBuV/m</th> <th>dB</th> <th>dBuV</th> <th>dB/m</th> <th>dB</th> <th>dB</th> <th>cm</th> <th>deg</th> </tr> </thead> <tbody> <tr> <td>1 11100.00</td> <td>49.35</td> <td>74.00</td> <td>-24.65</td> <td>55.92</td> <td>38.57</td> <td>17.46</td> <td>62.60</td> <td>0.00</td> <td>100</td> <td>0 PEAK</td> </tr> </tbody> </table>	Limit	Read	Ant	Cable	Preamp	Aux	APos	TPos	Remark	Freq	Level	Line Margin	Level Factor	Loss Factor	Factor				MHz	dBuV/m	dBuV/m	dB	dBuV	dB/m	dB	dB	cm	deg	1 11100.00	49.35	74.00	-24.65	55.92	38.57	17.46	62.60	0.00	100	0 PEAK
Limit	Read	Ant	Cable	Preamp	Aux	APos	TPos	Remark																																																																								
Freq	Level	Line Margin	Level Factor	Loss Factor	Factor																																																																											
MHz	dBuV/m	dBuV/m	dB	dBuV	dB/m	dB	dB	cm	deg																																																																							
1 11100.00	45.43	74.00	-28.57	52.00	38.57	17.46	62.60	0.00	300	0 PEAK																																																																						
Limit	Read	Ant	Cable	Preamp	Aux	APos	TPos	Remark																																																																								
Freq	Level	Line Margin	Level Factor	Loss Factor	Factor																																																																											
MHz	dBuV/m	dBuV/m	dB	dBuV	dB/m	dB	dB	cm	deg																																																																							
1 11100.00	49.35	74.00	-24.65	55.92	38.57	17.46	62.60	0.00	100	0 PEAK																																																																						

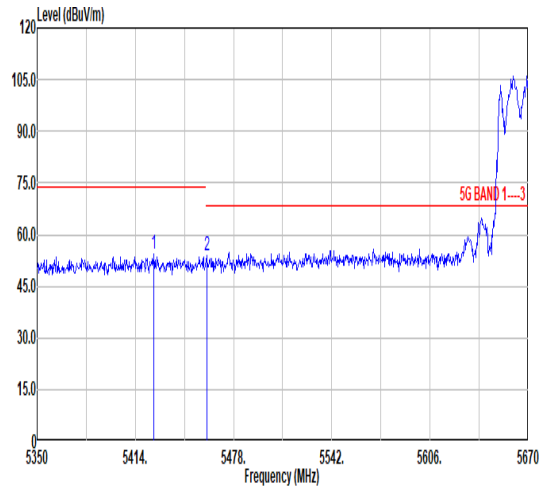
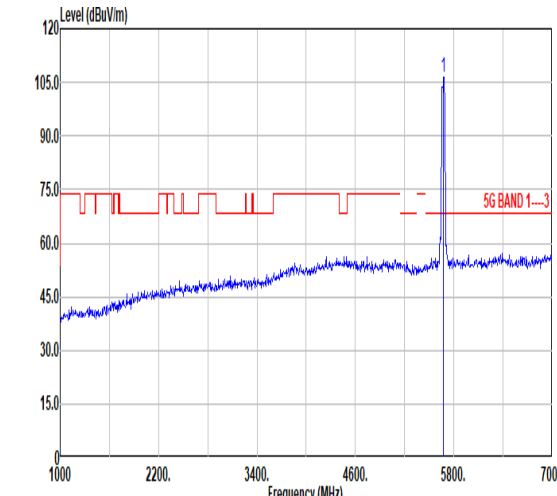
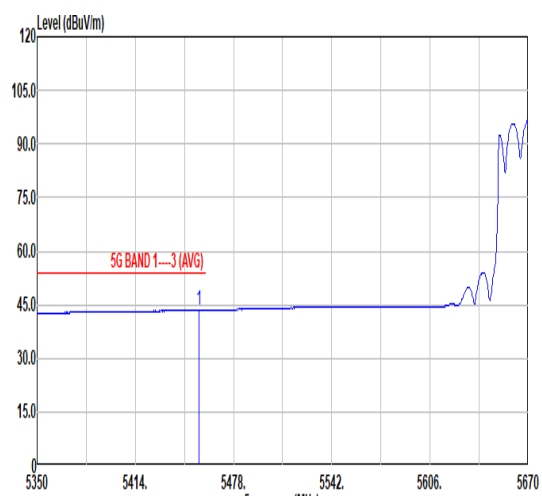
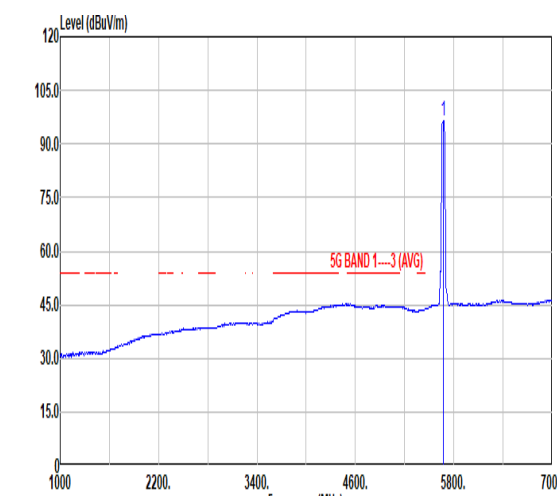


37																																									
Mode	Band Edge - L																																								
U-NII-2C_5.47-5.725_802.11ax HE40_CH134_Full RU_5670MHz																																									
ANT	CDD 9+10																																								
Pol.	Horizontal																																								
Peak	<table border="1"> <thead> <tr> <th>Limit</th> <th>Read</th> <th>Ant</th> <th>Cable</th> <th>Preamp</th> <th>Aux</th> <th>APos</th> <th>TPos</th> </tr> <tr> <th>Freq</th> <th>Level</th> <th>Line</th> <th>Margin</th> <th>Level</th> <th>Factor</th> <th>Loss</th> <th>Factor</th> </tr> <tr> <th>MHz</th> <th>dBuV/m</th> <th>dBuV/m</th> <th>dB</th> <th>dBuV</th> <th>dB/m</th> <th>dB</th> <th>dB</th> </tr> </thead> <tbody> <tr> <td>1</td> <td>5408.56</td> <td>54.03</td> <td>74.00</td> <td>-19.97</td> <td>40.16</td> <td>34.83</td> <td>12.10</td> </tr> <tr> <td>2</td> <td>5469.36</td> <td>54.05</td> <td>68.30</td> <td>-14.25</td> <td>40.04</td> <td>34.88</td> <td>12.16</td> </tr> </tbody> </table>	Limit	Read	Ant	Cable	Preamp	Aux	APos	TPos	Freq	Level	Line	Margin	Level	Factor	Loss	Factor	MHz	dBuV/m	dBuV/m	dB	dBuV	dB/m	dB	dB	1	5408.56	54.03	74.00	-19.97	40.16	34.83	12.10	2	5469.36	54.05	68.30	-14.25	40.04	34.88	12.16
	Limit	Read	Ant	Cable	Preamp	Aux	APos	TPos																																	
Freq	Level	Line	Margin	Level	Factor	Loss	Factor																																		
MHz	dBuV/m	dBuV/m	dB	dBuV	dB/m	dB	dB																																		
1	5408.56	54.03	74.00	-19.97	40.16	34.83	12.10																																		
2	5469.36	54.05	68.30	-14.25	40.04	34.88	12.16																																		
Fundamental																																									
Peak	<table border="1"> <thead> <tr> <th>Limit</th> <th>Read</th> <th>Ant</th> <th>Cable</th> <th>Preamp</th> <th>Aux</th> <th>APos</th> <th>TPos</th> </tr> <tr> <th>Freq</th> <th>Level</th> <th>Line</th> <th>Margin</th> <th>Level</th> <th>Factor</th> <th>Loss</th> <th>Factor</th> </tr> <tr> <th>MHz</th> <th>dBuV/m</th> <th>dBuV/m</th> <th>dB</th> <th>dBuV</th> <th>dB/m</th> <th>dB</th> <th>dB</th> </tr> </thead> <tbody> <tr> <td>1</td> <td>5670.00</td> <td>105.00</td> <td>-----</td> <td>-----</td> <td>90.52</td> <td>35.11</td> <td>12.34</td> </tr> </tbody> </table>	Limit	Read	Ant	Cable	Preamp	Aux	APos	TPos	Freq	Level	Line	Margin	Level	Factor	Loss	Factor	MHz	dBuV/m	dBuV/m	dB	dBuV	dB/m	dB	dB	1	5670.00	105.00	-----	-----	90.52	35.11	12.34								
	Limit	Read	Ant	Cable	Preamp	Aux	APos	TPos																																	
Freq	Level	Line	Margin	Level	Factor	Loss	Factor																																		
MHz	dBuV/m	dBuV/m	dB	dBuV	dB/m	dB	dB																																		
1	5670.00	105.00	-----	-----	90.52	35.11	12.34																																		
Avg	<table border="1"> <thead> <tr> <th>Limit</th> <th>Read</th> <th>Ant</th> <th>Cable</th> <th>Preamp</th> <th>Aux</th> <th>APos</th> <th>TPos</th> </tr> <tr> <th>Freq</th> <th>Level</th> <th>Line</th> <th>Margin</th> <th>Level</th> <th>Factor</th> <th>Loss</th> <th>Factor</th> </tr> <tr> <th>MHz</th> <th>dBuV/m</th> <th>dBuV/m</th> <th>dB</th> <th>dBuV</th> <th>dB/m</th> <th>dB</th> <th>dB</th> </tr> </thead> <tbody> <tr> <td>1</td> <td>5458.48</td> <td>43.55</td> <td>54.00</td> <td>-10.45</td> <td>29.57</td> <td>34.87</td> <td>12.15</td> </tr> </tbody> </table>	Limit	Read	Ant	Cable	Preamp	Aux	APos	TPos	Freq	Level	Line	Margin	Level	Factor	Loss	Factor	MHz	dBuV/m	dBuV/m	dB	dBuV	dB/m	dB	dB	1	5458.48	43.55	54.00	-10.45	29.57	34.87	12.15								
	Limit	Read	Ant	Cable	Preamp	Aux	APos	TPos																																	
Freq	Level	Line	Margin	Level	Factor	Loss	Factor																																		
MHz	dBuV/m	dBuV/m	dB	dBuV	dB/m	dB	dB																																		
1	5458.48	43.55	54.00	-10.45	29.57	34.87	12.15																																		
Fundamental																																									
Avg	<table border="1"> <thead> <tr> <th>Limit</th> <th>Read</th> <th>Ant</th> <th>Cable</th> <th>Preamp</th> <th>Aux</th> <th>APos</th> <th>TPos</th> </tr> <tr> <th>Freq</th> <th>Level</th> <th>Line</th> <th>Margin</th> <th>Level</th> <th>Factor</th> <th>Loss</th> <th>Factor</th> </tr> <tr> <th>MHz</th> <th>dBuV/m</th> <th>dBuV/m</th> <th>dB</th> <th>dBuV</th> <th>dB/m</th> <th>dB</th> <th>dB</th> </tr> </thead> <tbody> <tr> <td>1</td> <td>5670.00</td> <td>96.09</td> <td>-----</td> <td>-----</td> <td>81.61</td> <td>35.11</td> <td>12.34</td> </tr> </tbody> </table>	Limit	Read	Ant	Cable	Preamp	Aux	APos	TPos	Freq	Level	Line	Margin	Level	Factor	Loss	Factor	MHz	dBuV/m	dBuV/m	dB	dBuV	dB/m	dB	dB	1	5670.00	96.09	-----	-----	81.61	35.11	12.34								
	Limit	Read	Ant	Cable	Preamp	Aux	APos	TPos																																	
Freq	Level	Line	Margin	Level	Factor	Loss	Factor																																		
MHz	dBuV/m	dBuV/m	dB	dBuV	dB/m	dB	dB																																		
1	5670.00	96.09	-----	-----	81.61	35.11	12.34																																		



Mode	37																																							
	Band Edge - R																																							
	U-NII-2C_5.47-5.725_802.11ax HE40_CH134_Full RU_5670MHz																																							
ANT	CDD 9+10																																							
Pol.	Horizontal	Fundamental																																						
Peak	<p>The plot shows a signal level starting at approximately 105 dBuV/m at 5670 MHz, dropping to a noise floor of about 55 dBuV/m by 5700 MHz. A red horizontal line indicates a limit of 68.30 dBuV/m. A peak is observed at 5731.47 MHz with a level of 55.60 dBuV/m. A vertical blue line marks the peak frequency.</p> <table border="1"> <thead> <tr> <th>Limit</th> <th>Read</th> <th>Ant</th> <th>Cable</th> <th>Preamp</th> <th>Aux</th> <th>APos</th> <th>TPos</th> <th>Remark</th> </tr> <tr> <th>Freq</th> <th>Level</th> <th>Line</th> <th>Margin</th> <th>Level</th> <th>Factor</th> <th>Loss</th> <th>Factor</th> <th>Factor</th> </tr> <tr> <th>MHz</th> <th>dBuV/m</th> <th>dBuV/m</th> <th>dB</th> <th>dBuV</th> <th>dB/m</th> <th>dB</th> <th>dB</th> <th>cm</th> <th>deg</th> </tr> </thead> <tbody> <tr> <td>1 5731.47</td> <td>55.60</td> <td>68.30</td> <td>-12.70</td> <td>40.99</td> <td>35.17</td> <td>12.39</td> <td>32.95</td> <td>0.00</td> <td>285 332 PEAK</td> </tr> </tbody> </table>	Limit	Read	Ant	Cable	Preamp	Aux	APos	TPos	Remark	Freq	Level	Line	Margin	Level	Factor	Loss	Factor	Factor	MHz	dBuV/m	dBuV/m	dB	dBuV	dB/m	dB	dB	cm	deg	1 5731.47	55.60	68.30	-12.70	40.99	35.17	12.39	32.95	0.00	285 332 PEAK	Blank
Limit	Read	Ant	Cable	Preamp	Aux	APos	TPos	Remark																																
Freq	Level	Line	Margin	Level	Factor	Loss	Factor	Factor																																
MHz	dBuV/m	dBuV/m	dB	dBuV	dB/m	dB	dB	cm	deg																															
1 5731.47	55.60	68.30	-12.70	40.99	35.17	12.39	32.95	0.00	285 332 PEAK																															



		37																																																																																																		
Mode	Band Edge - L																																																																																																			
	U-NII-2C_5.47-5.725_802.11ax HE40_CH134_Full RU_5670MHz																																																																																																			
ANT	CDD 9+10																																																																																																			
Pol.	Vertical	Fundamental																																																																																																		
Peak	 <table border="1"> <thead> <tr> <th></th> <th>Limit</th> <th>Read</th> <th>Ant</th> <th>Cable</th> <th>Preamp</th> <th>Aux</th> <th>APos</th> <th>TPos</th> <th></th> </tr> <tr> <th>Freq</th> <th>Level</th> <th>Line Margin</th> <th>Level</th> <th>Factor</th> <th>Loss Factor</th> <th>Factor</th> <th></th> <th></th> <th>Remark</th> </tr> <tr> <th></th> <th>MHz</th> <th>dBuV/m</th> <th>dBuV/m</th> <th>dB</th> <th>dBuV</th> <th>dB/m</th> <th>dB</th> <th>dB</th> <th>cm</th> <th>deg</th> </tr> </thead> <tbody> <tr> <td>1</td> <td>5426.16</td> <td>54.44</td> <td>74.00</td> <td>-19.56</td> <td>40.53</td> <td>34.04</td> <td>12.12</td> <td>33.05</td> <td>0.00</td> <td>300</td> <td>292 PEAK</td> </tr> <tr> <td>2</td> <td>5460.40</td> <td>53.78</td> <td>68.30</td> <td>-14.52</td> <td>39.80</td> <td>34.87</td> <td>12.15</td> <td>33.04</td> <td>0.00</td> <td>300</td> <td>292 PEAK</td> </tr> </tbody> </table>		Limit	Read	Ant	Cable	Preamp	Aux	APos	TPos		Freq	Level	Line Margin	Level	Factor	Loss Factor	Factor			Remark		MHz	dBuV/m	dBuV/m	dB	dBuV	dB/m	dB	dB	cm	deg	1	5426.16	54.44	74.00	-19.56	40.53	34.04	12.12	33.05	0.00	300	292 PEAK	2	5460.40	53.78	68.30	-14.52	39.80	34.87	12.15	33.04	0.00	300	292 PEAK	 <table border="1"> <thead> <tr> <th></th> <th>Limit</th> <th>Read</th> <th>Ant</th> <th>Cable</th> <th>Preamp</th> <th>Aux</th> <th>APos</th> <th>TPos</th> <th></th> </tr> <tr> <th>Freq</th> <th>Level</th> <th>Line Margin</th> <th>Level</th> <th>Factor</th> <th>Loss Factor</th> <th>Factor</th> <th></th> <th></th> <th>Remark</th> </tr> <tr> <th></th> <th>MHz</th> <th>dBuV/m</th> <th>dBuV/m</th> <th>dB</th> <th>dBuV</th> <th>dB/m</th> <th>dB</th> <th>dB</th> <th>cm</th> <th>deg</th> </tr> </thead> <tbody> <tr> <td>1</td> <td>5670.00</td> <td>106.56</td> <td>-----</td> <td>-----</td> <td>92.09</td> <td>35.10</td> <td>12.34</td> <td>32.97</td> <td>0.00</td> <td>300</td> <td>292 PEAK</td> </tr> </tbody> </table>		Limit	Read	Ant	Cable	Preamp	Aux	APos	TPos		Freq	Level	Line Margin	Level	Factor	Loss Factor	Factor			Remark		MHz	dBuV/m	dBuV/m	dB	dBuV	dB/m	dB	dB	cm	deg	1	5670.00	106.56	-----	-----	92.09	35.10	12.34	32.97	0.00	300	292 PEAK
		Limit	Read	Ant	Cable	Preamp	Aux	APos	TPos																																																																																											
Freq	Level	Line Margin	Level	Factor	Loss Factor	Factor			Remark																																																																																											
	MHz	dBuV/m	dBuV/m	dB	dBuV	dB/m	dB	dB	cm	deg																																																																																										
1	5426.16	54.44	74.00	-19.56	40.53	34.04	12.12	33.05	0.00	300	292 PEAK																																																																																									
2	5460.40	53.78	68.30	-14.52	39.80	34.87	12.15	33.04	0.00	300	292 PEAK																																																																																									
	Limit	Read	Ant	Cable	Preamp	Aux	APos	TPos																																																																																												
Freq	Level	Line Margin	Level	Factor	Loss Factor	Factor			Remark																																																																																											
	MHz	dBuV/m	dBuV/m	dB	dBuV	dB/m	dB	dB	cm	deg																																																																																										
1	5670.00	106.56	-----	-----	92.09	35.10	12.34	32.97	0.00	300	292 PEAK																																																																																									
Avg	 <table border="1"> <thead> <tr> <th></th> <th>Limit</th> <th>Read</th> <th>Ant</th> <th>Cable</th> <th>Preamp</th> <th>Aux</th> <th>APos</th> <th>TPos</th> <th></th> </tr> <tr> <th>Freq</th> <th>Level</th> <th>Line Margin</th> <th>Level</th> <th>Factor</th> <th>Loss Factor</th> <th>Factor</th> <th></th> <th></th> <th>Remark</th> </tr> <tr> <th></th> <th>MHz</th> <th>dBuV/m</th> <th>dBuV/m</th> <th>dB</th> <th>dBuV</th> <th>dB/m</th> <th>dB</th> <th>dB</th> <th>cm</th> <th>deg</th> </tr> </thead> <tbody> <tr> <td>1</td> <td>5455.28</td> <td>43.53</td> <td>54.00</td> <td>-10.47</td> <td>29.56</td> <td>34.06</td> <td>12.15</td> <td>33.04</td> <td>0.00</td> <td>300</td> <td>292 AVERAGE</td> </tr> </tbody> </table>		Limit	Read	Ant	Cable	Preamp	Aux	APos	TPos		Freq	Level	Line Margin	Level	Factor	Loss Factor	Factor			Remark		MHz	dBuV/m	dBuV/m	dB	dBuV	dB/m	dB	dB	cm	deg	1	5455.28	43.53	54.00	-10.47	29.56	34.06	12.15	33.04	0.00	300	292 AVERAGE	 <table border="1"> <thead> <tr> <th></th> <th>Limit</th> <th>Read</th> <th>Ant</th> <th>Cable</th> <th>Preamp</th> <th>Aux</th> <th>APos</th> <th>TPos</th> <th></th> </tr> <tr> <th>Freq</th> <th>Level</th> <th>Line Margin</th> <th>Level</th> <th>Factor</th> <th>Loss Factor</th> <th>Factor</th> <th></th> <th></th> <th>Remark</th> </tr> <tr> <th></th> <th>MHz</th> <th>dBuV/m</th> <th>dBuV/m</th> <th>dB</th> <th>dBuV</th> <th>dB/m</th> <th>dB</th> <th>dB</th> <th>cm</th> <th>deg</th> </tr> </thead> <tbody> <tr> <td>1</td> <td>5670.00</td> <td>96.64</td> <td>-----</td> <td>-----</td> <td>82.16</td> <td>35.11</td> <td>12.34</td> <td>32.97</td> <td>0.00</td> <td>300</td> <td>292 AVERAGE</td> </tr> </tbody> </table>		Limit	Read	Ant	Cable	Preamp	Aux	APos	TPos		Freq	Level	Line Margin	Level	Factor	Loss Factor	Factor			Remark		MHz	dBuV/m	dBuV/m	dB	dBuV	dB/m	dB	dB	cm	deg	1	5670.00	96.64	-----	-----	82.16	35.11	12.34	32.97	0.00	300	292 AVERAGE												
		Limit	Read	Ant	Cable	Preamp	Aux	APos	TPos																																																																																											
Freq	Level	Line Margin	Level	Factor	Loss Factor	Factor			Remark																																																																																											
	MHz	dBuV/m	dBuV/m	dB	dBuV	dB/m	dB	dB	cm	deg																																																																																										
1	5455.28	43.53	54.00	-10.47	29.56	34.06	12.15	33.04	0.00	300	292 AVERAGE																																																																																									
	Limit	Read	Ant	Cable	Preamp	Aux	APos	TPos																																																																																												
Freq	Level	Line Margin	Level	Factor	Loss Factor	Factor			Remark																																																																																											
	MHz	dBuV/m	dBuV/m	dB	dBuV	dB/m	dB	dB	cm	deg																																																																																										
1	5670.00	96.64	-----	-----	82.16	35.11	12.34	32.97	0.00	300	292 AVERAGE																																																																																									

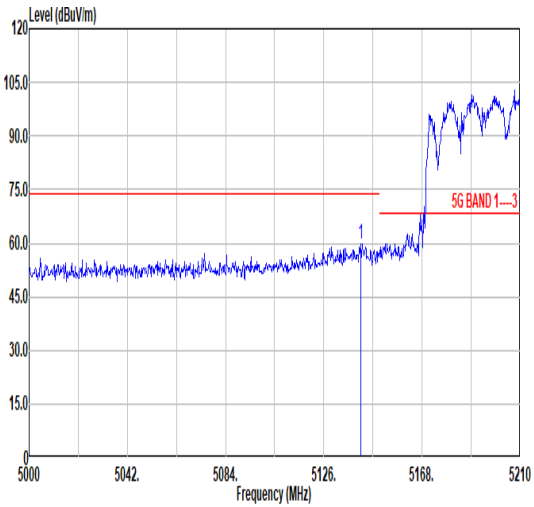
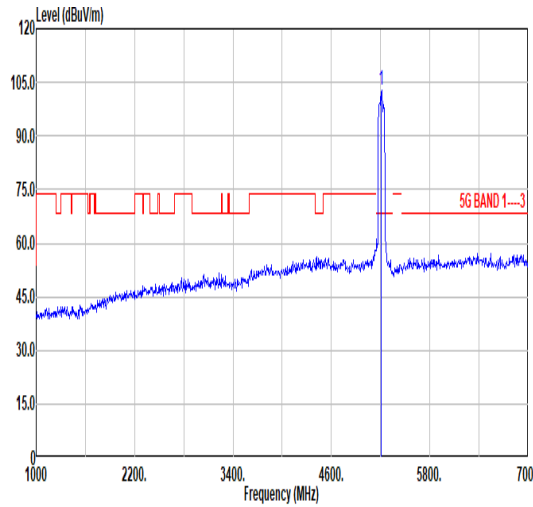
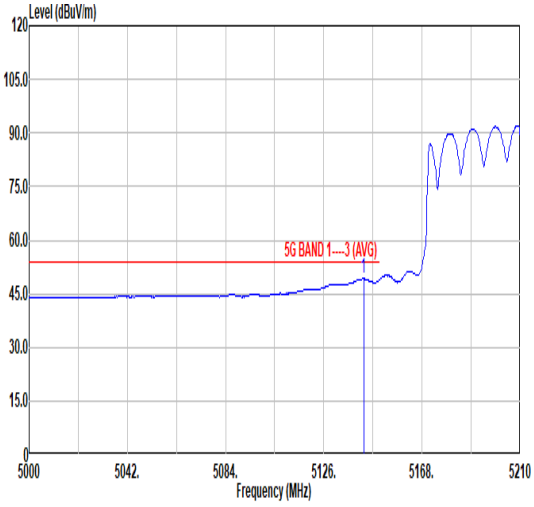
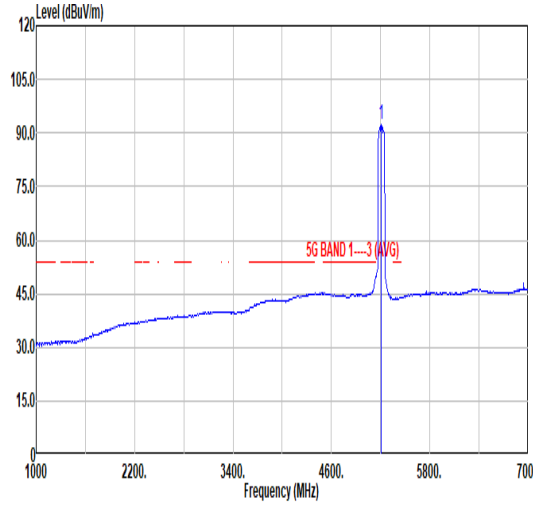


Mode	37																																									
	Band Edge - R																																									
	U-NII-2C_5.47-5.725_802.11ax HE40_CH134_Full RU_5670MHz																																									
ANT	CDD 9+10																																									
Pol.	Vertical	Fundamental																																								
Peak	<table border="1"> <thead> <tr> <th>Limit</th> <th>Read</th> <th>Ant</th> <th>Cable</th> <th>Preamp</th> <th>Aux</th> <th>APos</th> <th>TPos</th> <th>Remark</th> </tr> <tr> <th>Freq</th> <th>Level</th> <th>Line Margin</th> <th>Level Factor</th> <th>Loss Factor</th> <th>Loss Factor</th> <th>Factor</th> <th></th> <th></th> </tr> <tr> <th>MHz</th> <th>dBuV/m</th> <th>dBuV/m</th> <th>dB</th> <th>dBuV</th> <th>dB/m</th> <th>dB</th> <th>dB</th> <th>cm</th> <th>deg</th> </tr> </thead> <tbody> <tr> <td>1 5759.30</td> <td>57.14</td> <td>68.30</td> <td>-11.16</td> <td>42.45</td> <td>35.20</td> <td>12.43</td> <td>32.94</td> <td>0.00</td> <td>300</td> <td>292</td> <td>PEAK</td> </tr> </tbody> </table>	Limit	Read	Ant	Cable	Preamp	Aux	APos	TPos	Remark	Freq	Level	Line Margin	Level Factor	Loss Factor	Loss Factor	Factor			MHz	dBuV/m	dBuV/m	dB	dBuV	dB/m	dB	dB	cm	deg	1 5759.30	57.14	68.30	-11.16	42.45	35.20	12.43	32.94	0.00	300	292	PEAK	Blank
Limit	Read	Ant	Cable	Preamp	Aux	APos	TPos	Remark																																		
Freq	Level	Line Margin	Level Factor	Loss Factor	Loss Factor	Factor																																				
MHz	dBuV/m	dBuV/m	dB	dBuV	dB/m	dB	dB	cm	deg																																	
1 5759.30	57.14	68.30	-11.16	42.45	35.20	12.43	32.94	0.00	300	292	PEAK																															



Mode	37																																																																												
	Harmonic																																																																												
	U-NII-2C_5.47-5.725_802.11ax HE40_CH134_Full RU_5670MHz																																																																												
ANT	CDD 9+10																																																																												
Pol.	Horizontal	Vertical																																																																											
Peak Avg																																																																													
	<table border="1"> <thead> <tr> <th>Limit</th> <th>Read</th> <th>Ant</th> <th>Cable</th> <th>Preamp</th> <th>Aux</th> <th>APos</th> <th>TPos</th> <th>Remark</th> </tr> <tr> <th>Freq</th> <th>Level</th> <th>Line Margin</th> <th>Level Factor</th> <th>Loss Factor</th> <th>Factor</th> <th></th> <th></th> <th></th> </tr> <tr> <th>MHz</th> <th>dBuV/m</th> <th>dBuV/m</th> <th>dB</th> <th>dBuV</th> <th>dB/m</th> <th>dB</th> <th>dB</th> <th>cm</th> <th>deg</th> </tr> </thead> <tbody> <tr> <td>1 11340.00</td> <td>45.86</td> <td>74.00</td> <td>-28.14</td> <td>52.00</td> <td>38.74</td> <td>17.64</td> <td>62.52</td> <td>0.00</td> <td>100 360 PEAK</td> </tr> </tbody> </table>	Limit	Read	Ant	Cable	Preamp	Aux	APos	TPos	Remark	Freq	Level	Line Margin	Level Factor	Loss Factor	Factor				MHz	dBuV/m	dBuV/m	dB	dBuV	dB/m	dB	dB	cm	deg	1 11340.00	45.86	74.00	-28.14	52.00	38.74	17.64	62.52	0.00	100 360 PEAK	<table border="1"> <thead> <tr> <th>Limit</th> <th>Read</th> <th>Ant</th> <th>Cable</th> <th>Preamp</th> <th>Aux</th> <th>APos</th> <th>TPos</th> <th>Remark</th> </tr> <tr> <th>Freq</th> <th>Level</th> <th>Line Margin</th> <th>Level Factor</th> <th>Loss Factor</th> <th>Factor</th> <th></th> <th></th> <th></th> </tr> <tr> <th>MHz</th> <th>dBuV/m</th> <th>dBuV/m</th> <th>dB</th> <th>dBuV</th> <th>dB/m</th> <th>dB</th> <th>dB</th> <th>cm</th> <th>deg</th> </tr> </thead> <tbody> <tr> <td>1 11340.00</td> <td>45.29</td> <td>74.00</td> <td>-28.71</td> <td>51.43</td> <td>38.74</td> <td>17.64</td> <td>62.52</td> <td>0.00</td> <td>100 0 PEAK</td> </tr> </tbody> </table>	Limit	Read	Ant	Cable	Preamp	Aux	APos	TPos	Remark	Freq	Level	Line Margin	Level Factor	Loss Factor	Factor				MHz	dBuV/m	dBuV/m	dB	dBuV	dB/m	dB	dB	cm	deg	1 11340.00	45.29	74.00	-28.71	51.43	38.74	17.64	62.52	0.00
Limit	Read	Ant	Cable	Preamp	Aux	APos	TPos	Remark																																																																					
Freq	Level	Line Margin	Level Factor	Loss Factor	Factor																																																																								
MHz	dBuV/m	dBuV/m	dB	dBuV	dB/m	dB	dB	cm	deg																																																																				
1 11340.00	45.86	74.00	-28.14	52.00	38.74	17.64	62.52	0.00	100 360 PEAK																																																																				
Limit	Read	Ant	Cable	Preamp	Aux	APos	TPos	Remark																																																																					
Freq	Level	Line Margin	Level Factor	Loss Factor	Factor																																																																								
MHz	dBuV/m	dBuV/m	dB	dBuV	dB/m	dB	dB	cm	deg																																																																				
1 11340.00	45.29	74.00	-28.71	51.43	38.74	17.64	62.52	0.00	100 0 PEAK																																																																				



		38																																																																																		
Mode	Band Edge - L																																																																																			
	U-NII-1_5.15-5.25_802.11ax HE80_CH42_Full RU_5210MHz																																																																																			
ANT	CDD 9+10																																																																																			
Pol.	Horizontal	Fundamental																																																																																		
Peak	 <p>Level (dBuV/m) vs Frequency (MHz) for Horizontal polarization. The plot shows a blue signal line with a sharp peak at 5210 MHz. A red horizontal line indicates the 5G BAND 1-3 limit at approximately 75 dBuV/m.</p> <table border="1"> <thead> <tr> <th>Limit</th> <th>Read</th> <th>Ant</th> <th>Cable</th> <th>Preamp</th> <th>Aux</th> <th>APos</th> <th>TPos</th> <th>Remark</th> </tr> <tr> <th>Freq</th> <th>Level</th> <th>Line Margin</th> <th>Level Factor</th> <th>Loss Factor</th> <th>Factor</th> <th></th> <th></th> <th></th> </tr> <tr> <th>MHz</th> <th>dBuV/m</th> <th>dBuV/m</th> <th>dB</th> <th>dBuV</th> <th>dB/m</th> <th>dB</th> <th>dB</th> <th>cm</th> <th>deg</th> </tr> </thead> <tbody> <tr> <td>1</td> <td>5141.75</td> <td>59.83</td> <td>74.00</td> <td>-14.17</td> <td>46.50</td> <td>34.61</td> <td>11.86</td> <td>33.14</td> <td>0.00</td> <td>300</td> <td>313</td> <td>PEAK</td> </tr> </tbody> </table>	Limit	Read	Ant	Cable	Preamp	Aux	APos	TPos	Remark	Freq	Level	Line Margin	Level Factor	Loss Factor	Factor				MHz	dBuV/m	dBuV/m	dB	dBuV	dB/m	dB	dB	cm	deg	1	5141.75	59.83	74.00	-14.17	46.50	34.61	11.86	33.14	0.00	300	313	PEAK	 <p>Level (dBuV/m) vs Frequency (MHz) for Fundamental polarization. The plot shows a blue signal line with a sharp peak at 5210 MHz. A red horizontal line indicates the 5G BAND 1-3 limit at approximately 75 dBuV/m.</p> <table border="1"> <thead> <tr> <th>Limit</th> <th>Read</th> <th>Ant</th> <th>Cable</th> <th>Preamp</th> <th>Aux</th> <th>APos</th> <th>TPos</th> <th>Remark</th> </tr> <tr> <th>Freq</th> <th>Level</th> <th>Line Margin</th> <th>Level Factor</th> <th>Loss Factor</th> <th>Factor</th> <th></th> <th></th> <th></th> </tr> <tr> <th>MHz</th> <th>dBuV/m</th> <th>dBuV/m</th> <th>dB</th> <th>dBuV</th> <th>dB/m</th> <th>dB</th> <th>dB</th> <th>cm</th> <th>deg</th> </tr> </thead> <tbody> <tr> <td>1</td> <td>5210.00</td> <td>102.81</td> <td>-----</td> <td>-----</td> <td>89.32</td> <td>34.67</td> <td>11.93</td> <td>33.11</td> <td>0.00</td> <td>300</td> <td>313</td> <td>PEAK</td> </tr> </tbody> </table>	Limit	Read	Ant	Cable	Preamp	Aux	APos	TPos	Remark	Freq	Level	Line Margin	Level Factor	Loss Factor	Factor				MHz	dBuV/m	dBuV/m	dB	dBuV	dB/m	dB	dB	cm	deg	1	5210.00	102.81	-----	-----	89.32	34.67	11.93	33.11	0.00	300	313	PEAK
	Limit	Read	Ant	Cable	Preamp	Aux	APos	TPos	Remark																																																																											
Freq	Level	Line Margin	Level Factor	Loss Factor	Factor																																																																															
MHz	dBuV/m	dBuV/m	dB	dBuV	dB/m	dB	dB	cm	deg																																																																											
1	5141.75	59.83	74.00	-14.17	46.50	34.61	11.86	33.14	0.00	300	313	PEAK																																																																								
Limit	Read	Ant	Cable	Preamp	Aux	APos	TPos	Remark																																																																												
Freq	Level	Line Margin	Level Factor	Loss Factor	Factor																																																																															
MHz	dBuV/m	dBuV/m	dB	dBuV	dB/m	dB	dB	cm	deg																																																																											
1	5210.00	102.81	-----	-----	89.32	34.67	11.93	33.11	0.00	300	313	PEAK																																																																								
Avg	 <p>Level (dBuV/m) vs Frequency (MHz) for Horizontal polarization, averaged. The plot shows a blue signal line with a peak at 5210 MHz. A red horizontal line indicates the 5G BAND 1-3 (AVG) limit at approximately 54 dBuV/m.</p> <table border="1"> <thead> <tr> <th>Limit</th> <th>Read</th> <th>Ant</th> <th>Cable</th> <th>Preamp</th> <th>Aux</th> <th>APos</th> <th>TPos</th> <th>Remark</th> </tr> <tr> <th>Freq</th> <th>Level</th> <th>Line Margin</th> <th>Level Factor</th> <th>Loss Factor</th> <th>Factor</th> <th></th> <th></th> <th></th> </tr> <tr> <th>MHz</th> <th>dBuV/m</th> <th>dBuV/m</th> <th>dB</th> <th>dBuV</th> <th>dB/m</th> <th>dB</th> <th>dB</th> <th>cm</th> <th>deg</th> </tr> </thead> <tbody> <tr> <td>1</td> <td>5143.01</td> <td>49.19</td> <td>54.00</td> <td>-4.81</td> <td>35.86</td> <td>34.61</td> <td>11.86</td> <td>33.14</td> <td>0.00</td> <td>300</td> <td>313</td> <td>AVERAGE</td> </tr> </tbody> </table>	Limit	Read	Ant	Cable	Preamp	Aux	APos	TPos	Remark	Freq	Level	Line Margin	Level Factor	Loss Factor	Factor				MHz	dBuV/m	dBuV/m	dB	dBuV	dB/m	dB	dB	cm	deg	1	5143.01	49.19	54.00	-4.81	35.86	34.61	11.86	33.14	0.00	300	313	AVERAGE	 <p>Level (dBuV/m) vs Frequency (MHz) for Fundamental polarization, averaged. The plot shows a blue signal line with a peak at 5210 MHz. A red horizontal line indicates the 5G BAND 1-3 (AVG) limit at approximately 54 dBuV/m.</p> <table border="1"> <thead> <tr> <th>Limit</th> <th>Read</th> <th>Ant</th> <th>Cable</th> <th>Preamp</th> <th>Aux</th> <th>APos</th> <th>TPos</th> <th>Remark</th> </tr> <tr> <th>Freq</th> <th>Level</th> <th>Line Margin</th> <th>Level Factor</th> <th>Loss Factor</th> <th>Factor</th> <th></th> <th></th> <th></th> </tr> <tr> <th>MHz</th> <th>dBuV/m</th> <th>dBuV/m</th> <th>dB</th> <th>dBuV</th> <th>dB/m</th> <th>dB</th> <th>dB</th> <th>cm</th> <th>deg</th> </tr> </thead> <tbody> <tr> <td>1</td> <td>5210.00</td> <td>92.17</td> <td>-----</td> <td>-----</td> <td>78.71</td> <td>34.66</td> <td>11.92</td> <td>33.12</td> <td>0.00</td> <td>300</td> <td>313</td> <td>AVERAGE</td> </tr> </tbody> </table>	Limit	Read	Ant	Cable	Preamp	Aux	APos	TPos	Remark	Freq	Level	Line Margin	Level Factor	Loss Factor	Factor				MHz	dBuV/m	dBuV/m	dB	dBuV	dB/m	dB	dB	cm	deg	1	5210.00	92.17	-----	-----	78.71	34.66	11.92	33.12	0.00	300	313	AVERAGE
Limit	Read	Ant	Cable	Preamp	Aux	APos	TPos	Remark																																																																												
Freq	Level	Line Margin	Level Factor	Loss Factor	Factor																																																																															
MHz	dBuV/m	dBuV/m	dB	dBuV	dB/m	dB	dB	cm	deg																																																																											
1	5143.01	49.19	54.00	-4.81	35.86	34.61	11.86	33.14	0.00	300	313	AVERAGE																																																																								
Limit	Read	Ant	Cable	Preamp	Aux	APos	TPos	Remark																																																																												
Freq	Level	Line Margin	Level Factor	Loss Factor	Factor																																																																															
MHz	dBuV/m	dBuV/m	dB	dBuV	dB/m	dB	dB	cm	deg																																																																											
1	5210.00	92.17	-----	-----	78.71	34.66	11.92	33.12	0.00	300	313	AVERAGE																																																																								



	38																																																		
Mode	Band Edge - R																																																		
	U-NII-1_5.15-5.25_802.11ax HE80_CH42_Full RU_5210MHz																																																		
ANT	CDD 9+10																																																		
Pol.	Horizontal	Fundamental																																																	
Peak	<table border="1"> <thead> <tr> <th>Limit</th> <th>Read</th> <th>Ant</th> <th>Cable</th> <th>Preamp</th> <th>Aux</th> <th>APos</th> <th>TPos</th> <th>Remark</th> </tr> <tr> <th>Freq</th> <th>Level</th> <th>Line</th> <th>Margin</th> <th>Level</th> <th>Factor</th> <th>Loss</th> <th>Factor</th> <th>Factor</th> </tr> <tr> <th>MHz</th> <th>dBuV/m</th> <th>dBuV/m</th> <th>dB</th> <th>dBuV</th> <th>dB/m</th> <th>dB</th> <th>dB</th> <th>dB</th> </tr> <tr> <th></th> <th></th> <th></th> <th></th> <th></th> <th></th> <th></th> <th>cm</th> <th>deg</th> </tr> </thead> <tbody> <tr> <td>1</td> <td>5402.75</td> <td>54.78</td> <td>74.00</td> <td>-19.22</td> <td>40.93</td> <td>34.82</td> <td>12.09</td> <td>33.06</td> <td>0.00</td> <td>300</td> <td>313</td> <td>PEAK</td> </tr> </tbody> </table>	Limit	Read	Ant	Cable	Preamp	Aux	APos	TPos	Remark	Freq	Level	Line	Margin	Level	Factor	Loss	Factor	Factor	MHz	dBuV/m	dBuV/m	dB	dBuV	dB/m	dB	dB	dB								cm	deg	1	5402.75	54.78	74.00	-19.22	40.93	34.82	12.09	33.06	0.00	300	313	PEAK	Blank
Limit	Read	Ant	Cable	Preamp	Aux	APos	TPos	Remark																																											
Freq	Level	Line	Margin	Level	Factor	Loss	Factor	Factor																																											
MHz	dBuV/m	dBuV/m	dB	dBuV	dB/m	dB	dB	dB																																											
							cm	deg																																											
1	5402.75	54.78	74.00	-19.22	40.93	34.82	12.09	33.06	0.00	300	313	PEAK																																							
Avg	<table border="1"> <thead> <tr> <th>Limit</th> <th>Read</th> <th>Ant</th> <th>Cable</th> <th>Preamp</th> <th>Aux</th> <th>APos</th> <th>TPos</th> <th>Remark</th> </tr> <tr> <th>Freq</th> <th>Level</th> <th>Line</th> <th>Margin</th> <th>Level</th> <th>Factor</th> <th>Loss</th> <th>Factor</th> <th>Factor</th> </tr> <tr> <th>MHz</th> <th>dBuV/m</th> <th>dBuV/m</th> <th>dB</th> <th>dBuV</th> <th>dB/m</th> <th>dB</th> <th>dB</th> <th>dB</th> </tr> <tr> <th></th> <th></th> <th></th> <th></th> <th></th> <th></th> <th></th> <th>cm</th> <th>deg</th> </tr> </thead> <tbody> <tr> <td>1</td> <td>5457.75</td> <td>43.56</td> <td>54.00</td> <td>-10.44</td> <td>29.58</td> <td>34.87</td> <td>12.15</td> <td>33.04</td> <td>0.00</td> <td>300</td> <td>313</td> <td>AVERAGE</td> </tr> </tbody> </table>	Limit	Read	Ant	Cable	Preamp	Aux	APos	TPos	Remark	Freq	Level	Line	Margin	Level	Factor	Loss	Factor	Factor	MHz	dBuV/m	dBuV/m	dB	dBuV	dB/m	dB	dB	dB								cm	deg	1	5457.75	43.56	54.00	-10.44	29.58	34.87	12.15	33.04	0.00	300	313	AVERAGE	Blank
Limit	Read	Ant	Cable	Preamp	Aux	APos	TPos	Remark																																											
Freq	Level	Line	Margin	Level	Factor	Loss	Factor	Factor																																											
MHz	dBuV/m	dBuV/m	dB	dBuV	dB/m	dB	dB	dB																																											
							cm	deg																																											
1	5457.75	43.56	54.00	-10.44	29.58	34.87	12.15	33.04	0.00	300	313	AVERAGE																																							



		38																																																																																						
Mode	Band Edge - L																																																																																							
	U-NII-1_5.15-5.25_802.11ax HE80_CH42_Full RU_5210MHz																																																																																							
ANT	CDD 9+10																																																																																							
Pol.	Vertical	Fundamental																																																																																						
Peak																																																																																								
	<table border="1"> <thead> <tr> <th>Limit</th> <th>Read</th> <th>Ant</th> <th>Cable</th> <th>Preamp</th> <th>Aux</th> <th>APos</th> <th>TPos</th> <th colspan="2">Remark</th> </tr> <tr> <th>Freq</th> <th>Level</th> <th>Line Margin</th> <th>Level Factor</th> <th>Loss Factor</th> <th>Factor</th> <th></th> <th></th> <th>MHz</th> <th>dBuV/m</th> </tr> <tr> <th></th> <th></th> <th>dB</th> <th>dBuV</th> <th>dB/m</th> <th>dB</th> <th>dB</th> <th>dB</th> <th>cm</th> <th>deg</th> </tr> </thead> <tbody> <tr> <td>1</td> <td>5135.45</td> <td>58.12</td> <td>74.00</td> <td>-15.88</td> <td>44.81</td> <td>34.61</td> <td>11.85</td> <td>33.15</td> <td>0.00</td> <td>321</td> <td>234</td> <td>PEAK</td> </tr> </tbody> </table>	Limit	Read	Ant	Cable	Preamp	Aux	APos	TPos	Remark		Freq	Level	Line Margin	Level Factor	Loss Factor	Factor			MHz	dBuV/m			dB	dBuV	dB/m	dB	dB	dB	cm	deg	1	5135.45	58.12	74.00	-15.88	44.81	34.61	11.85	33.15	0.00	321	234	PEAK	<table border="1"> <thead> <tr> <th>Limit</th> <th>Read</th> <th>Ant</th> <th>Cable</th> <th>Preamp</th> <th>Aux</th> <th>APos</th> <th>TPos</th> <th colspan="2">Remark</th> </tr> <tr> <th>Freq</th> <th>Level</th> <th>Line Margin</th> <th>Level Factor</th> <th>Loss Factor</th> <th>Factor</th> <th></th> <th></th> <th>MHz</th> <th>dBuV/m</th> </tr> <tr> <th></th> <th></th> <th>dB</th> <th>dBuV</th> <th>dB/m</th> <th>dB</th> <th>dB</th> <th>dB</th> <th>cm</th> <th>deg</th> </tr> </thead> <tbody> <tr> <td>1</td> <td>5210.00</td> <td>101.81</td> <td>-----</td> <td>-----</td> <td>88.32</td> <td>34.67</td> <td>11.93</td> <td>33.11</td> <td>0.00</td> <td>321</td> <td>234</td> <td>PEAK</td> </tr> </tbody> </table>		Limit	Read	Ant	Cable	Preamp	Aux	APos	TPos	Remark		Freq	Level	Line Margin	Level Factor	Loss Factor	Factor			MHz	dBuV/m			dB	dBuV	dB/m	dB	dB	dB	cm	deg	1	5210.00	101.81	-----	-----	88.32	34.67	11.93	33.11	0.00	321	234
Limit	Read	Ant	Cable	Preamp	Aux	APos	TPos	Remark																																																																																
Freq	Level	Line Margin	Level Factor	Loss Factor	Factor			MHz	dBuV/m																																																																															
		dB	dBuV	dB/m	dB	dB	dB	cm	deg																																																																															
1	5135.45	58.12	74.00	-15.88	44.81	34.61	11.85	33.15	0.00	321	234	PEAK																																																																												
Limit	Read	Ant	Cable	Preamp	Aux	APos	TPos	Remark																																																																																
Freq	Level	Line Margin	Level Factor	Loss Factor	Factor			MHz	dBuV/m																																																																															
		dB	dBuV	dB/m	dB	dB	dB	cm	deg																																																																															
1	5210.00	101.81	-----	-----	88.32	34.67	11.93	33.11	0.00	321	234	PEAK																																																																												
Avg																																																																																								
	<table border="1"> <thead> <tr> <th>Limit</th> <th>Read</th> <th>Ant</th> <th>Cable</th> <th>Preamp</th> <th>Aux</th> <th>APos</th> <th>TPos</th> <th colspan="2">Remark</th> </tr> <tr> <th>Freq</th> <th>Level</th> <th>Line Margin</th> <th>Level Factor</th> <th>Loss Factor</th> <th>Factor</th> <th></th> <th></th> <th>MHz</th> <th>dBuV/m</th> </tr> <tr> <th></th> <th></th> <th>dB</th> <th>dBuV</th> <th>dB/m</th> <th>dB</th> <th>dB</th> <th>dB</th> <th>cm</th> <th>deg</th> </tr> </thead> <tbody> <tr> <td>1</td> <td>5149.94</td> <td>47.66</td> <td>54.00</td> <td>-6.34</td> <td>34.32</td> <td>34.62</td> <td>11.86</td> <td>33.14</td> <td>0.00</td> <td>321</td> <td>234</td> <td>AVERAGE</td> </tr> </tbody> </table>	Limit	Read	Ant	Cable	Preamp	Aux	APos	TPos	Remark		Freq	Level	Line Margin	Level Factor	Loss Factor	Factor			MHz	dBuV/m			dB	dBuV	dB/m	dB	dB	dB	cm	deg	1	5149.94	47.66	54.00	-6.34	34.32	34.62	11.86	33.14	0.00	321	234	AVERAGE	<table border="1"> <thead> <tr> <th>Limit</th> <th>Read</th> <th>Ant</th> <th>Cable</th> <th>Preamp</th> <th>Aux</th> <th>APos</th> <th>TPos</th> <th colspan="2">Remark</th> </tr> <tr> <th>Freq</th> <th>Level</th> <th>Line Margin</th> <th>Level Factor</th> <th>Loss Factor</th> <th>Factor</th> <th></th> <th></th> <th>MHz</th> <th>dBuV/m</th> </tr> <tr> <th></th> <th></th> <th>dB</th> <th>dBuV</th> <th>dB/m</th> <th>dB</th> <th>dB</th> <th>dB</th> <th>cm</th> <th>deg</th> </tr> </thead> <tbody> <tr> <td>1</td> <td>5210.00</td> <td>93.08</td> <td>-----</td> <td>-----</td> <td>79.62</td> <td>34.66</td> <td>11.92</td> <td>33.12</td> <td>0.00</td> <td>321</td> <td>234</td> <td>AVERAGE</td> </tr> </tbody> </table>		Limit	Read	Ant	Cable	Preamp	Aux	APos	TPos	Remark		Freq	Level	Line Margin	Level Factor	Loss Factor	Factor			MHz	dBuV/m			dB	dBuV	dB/m	dB	dB	dB	cm	deg	1	5210.00	93.08	-----	-----	79.62	34.66	11.92	33.12	0.00	321	234
Limit	Read	Ant	Cable	Preamp	Aux	APos	TPos	Remark																																																																																
Freq	Level	Line Margin	Level Factor	Loss Factor	Factor			MHz	dBuV/m																																																																															
		dB	dBuV	dB/m	dB	dB	dB	cm	deg																																																																															
1	5149.94	47.66	54.00	-6.34	34.32	34.62	11.86	33.14	0.00	321	234	AVERAGE																																																																												
Limit	Read	Ant	Cable	Preamp	Aux	APos	TPos	Remark																																																																																
Freq	Level	Line Margin	Level Factor	Loss Factor	Factor			MHz	dBuV/m																																																																															
		dB	dBuV	dB/m	dB	dB	dB	cm	deg																																																																															
1	5210.00	93.08	-----	-----	79.62	34.66	11.92	33.12	0.00	321	234	AVERAGE																																																																												



	38																																						
Mode	Band Edge - R																																						
	U-NII-1_5.15-5.25_802.11ax HE80_CH42_Full RU_5210MHz																																						
ANT	CDD 9+10																																						
Pol.	Vertical	Fundamental																																					
Peak	<table border="1"> <thead> <tr> <th>Limit</th> <th>Read</th> <th>Ant</th> <th>Cable</th> <th>Preamp</th> <th>Aux</th> <th>APos</th> <th>TPos</th> <th>Remark</th> </tr> <tr> <th>Freq</th> <th>Level</th> <th>Line</th> <th>Margin</th> <th>Level</th> <th>Factor</th> <th>Loss</th> <th>Factor</th> <th>Factor</th> </tr> <tr> <th>MHz</th> <th>dBuV/m</th> <th>dBuV/m</th> <th>dB</th> <th>dBuV</th> <th>dB/m</th> <th>dB</th> <th>dB</th> <th>dB</th> </tr> </thead> <tbody> <tr> <td>1 5391.50</td> <td>54.87</td> <td>74.00</td> <td>-19.13</td> <td>41.04</td> <td>34.81</td> <td>12.08</td> <td>33.06</td> <td>0.00</td> <td>321 234 PEAK</td> </tr> </tbody> </table>	Limit	Read	Ant	Cable	Preamp	Aux	APos	TPos	Remark	Freq	Level	Line	Margin	Level	Factor	Loss	Factor	Factor	MHz	dBuV/m	dBuV/m	dB	dBuV	dB/m	dB	dB	dB	1 5391.50	54.87	74.00	-19.13	41.04	34.81	12.08	33.06	0.00	321 234 PEAK	Blank
Limit	Read	Ant	Cable	Preamp	Aux	APos	TPos	Remark																															
Freq	Level	Line	Margin	Level	Factor	Loss	Factor	Factor																															
MHz	dBuV/m	dBuV/m	dB	dBuV	dB/m	dB	dB	dB																															
1 5391.50	54.87	74.00	-19.13	41.04	34.81	12.08	33.06	0.00	321 234 PEAK																														
Avg	<table border="1"> <thead> <tr> <th>Limit</th> <th>Read</th> <th>Ant</th> <th>Cable</th> <th>Preamp</th> <th>Aux</th> <th>APos</th> <th>TPos</th> <th>Remark</th> </tr> <tr> <th>Freq</th> <th>Level</th> <th>Line</th> <th>Margin</th> <th>Level</th> <th>Factor</th> <th>Loss</th> <th>Factor</th> <th>Factor</th> </tr> <tr> <th>MHz</th> <th>dBuV/m</th> <th>dBuV/m</th> <th>dB</th> <th>dBuV</th> <th>dB/m</th> <th>dB</th> <th>dB</th> <th>dB</th> </tr> </thead> <tbody> <tr> <td>1 5459.50</td> <td>43.57</td> <td>54.00</td> <td>-10.43</td> <td>29.59</td> <td>34.87</td> <td>12.15</td> <td>33.04</td> <td>0.00</td> <td>321 234 AVERAGE</td> </tr> </tbody> </table>	Limit	Read	Ant	Cable	Preamp	Aux	APos	TPos	Remark	Freq	Level	Line	Margin	Level	Factor	Loss	Factor	Factor	MHz	dBuV/m	dBuV/m	dB	dBuV	dB/m	dB	dB	dB	1 5459.50	43.57	54.00	-10.43	29.59	34.87	12.15	33.04	0.00	321 234 AVERAGE	Blank
Limit	Read	Ant	Cable	Preamp	Aux	APos	TPos	Remark																															
Freq	Level	Line	Margin	Level	Factor	Loss	Factor	Factor																															
MHz	dBuV/m	dBuV/m	dB	dBuV	dB/m	dB	dB	dB																															
1 5459.50	43.57	54.00	-10.43	29.59	34.87	12.15	33.04	0.00	321 234 AVERAGE																														

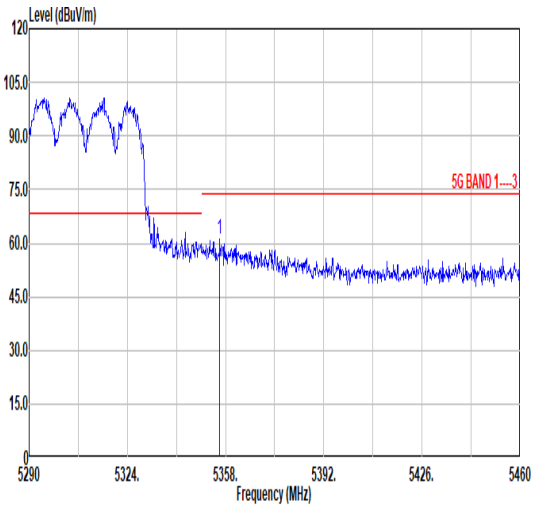
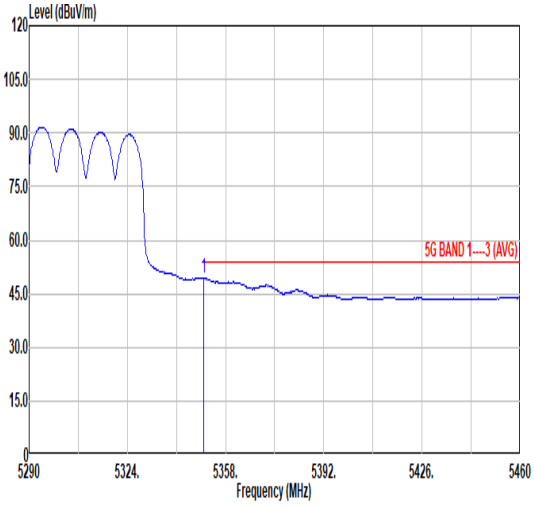


Mode	38																																																																															
	Harmonic																																																																															
	U-NII-1_5.15-5.25_802.11ax HE80_CH42_Full RU_5210MHz																																																																															
ANT	CDD 9+10																																																																															
Pol.	Horizontal	Vertical																																																																														
Peak Avg	<table border="1"> <thead> <tr> <th>Limit</th> <th>Read</th> <th>Ant</th> <th>Cable</th> <th>Preamp</th> <th>Aux</th> <th>APos</th> <th>TPos</th> <th>Remark</th> </tr> <tr> <th>Freq</th> <th>Level</th> <th>Line Margin</th> <th>Level Factor</th> <th>Loss Factor</th> <th>Factor</th> <th></th> <th></th> <th></th> </tr> <tr> <th>MHz</th> <th>dBuV/m</th> <th>dBuV/m</th> <th>dB</th> <th>dBuV</th> <th>dB/m</th> <th>dB</th> <th>dB</th> <th>cm</th> <th>deg</th> </tr> </thead> <tbody> <tr> <td>1 10420.00</td> <td>49.23</td> <td>68.30</td> <td>-19.07</td> <td>57.43</td> <td>38.09</td> <td>16.90</td> <td>63.19</td> <td>0.00</td> <td>300</td> <td>0 PEAK</td> </tr> </tbody> </table>	Limit	Read	Ant	Cable	Preamp	Aux	APos	TPos	Remark	Freq	Level	Line Margin	Level Factor	Loss Factor	Factor				MHz	dBuV/m	dBuV/m	dB	dBuV	dB/m	dB	dB	cm	deg	1 10420.00	49.23	68.30	-19.07	57.43	38.09	16.90	63.19	0.00	300	0 PEAK	<table border="1"> <thead> <tr> <th>Limit</th> <th>Read</th> <th>Ant</th> <th>Cable</th> <th>Preamp</th> <th>Aux</th> <th>APos</th> <th>TPos</th> <th>Remark</th> </tr> <tr> <th>Freq</th> <th>Level</th> <th>Line Margin</th> <th>Level Factor</th> <th>Loss Factor</th> <th>Factor</th> <th></th> <th></th> <th></th> </tr> <tr> <th>MHz</th> <th>dBuV/m</th> <th>dBuV/m</th> <th>dB</th> <th>dBuV</th> <th>dB/m</th> <th>dB</th> <th>dB</th> <th>cm</th> <th>deg</th> </tr> </thead> <tbody> <tr> <td>1 10420.00</td> <td>49.41</td> <td>68.30</td> <td>-18.89</td> <td>57.61</td> <td>38.09</td> <td>16.90</td> <td>63.19</td> <td>0.00</td> <td>100</td> <td>0 PEAK</td> </tr> </tbody> </table>	Limit	Read	Ant	Cable	Preamp	Aux	APos	TPos	Remark	Freq	Level	Line Margin	Level Factor	Loss Factor	Factor				MHz	dBuV/m	dBuV/m	dB	dBuV	dB/m	dB	dB	cm	deg	1 10420.00	49.41	68.30	-18.89	57.61	38.09	16.90	63.19	0.00	100	0 PEAK
Limit	Read	Ant	Cable	Preamp	Aux	APos	TPos	Remark																																																																								
Freq	Level	Line Margin	Level Factor	Loss Factor	Factor																																																																											
MHz	dBuV/m	dBuV/m	dB	dBuV	dB/m	dB	dB	cm	deg																																																																							
1 10420.00	49.23	68.30	-19.07	57.43	38.09	16.90	63.19	0.00	300	0 PEAK																																																																						
Limit	Read	Ant	Cable	Preamp	Aux	APos	TPos	Remark																																																																								
Freq	Level	Line Margin	Level Factor	Loss Factor	Factor																																																																											
MHz	dBuV/m	dBuV/m	dB	dBuV	dB/m	dB	dB	cm	deg																																																																							
1 10420.00	49.41	68.30	-18.89	57.61	38.09	16.90	63.19	0.00	100	0 PEAK																																																																						



39																																										
Mode	Band Edge - L																																									
U-NII-2A_5.25-5.35_802.11ax HE80_CH58_Full RU_5290MHz																																										
ANT	CDD 9+10																																									
Pol.	Horizontal																																									
Peak	<table border="1"> <thead> <tr> <th>Limit</th> <th>Read</th> <th>Ant</th> <th>Cable</th> <th>Preamp</th> <th>Aux</th> <th>APos</th> <th>TPos</th> <th>Remark</th> </tr> <tr> <th>Freq</th> <th>Level</th> <th>Line Margin</th> <th>Level Factor</th> <th>Loss Factor</th> <th>Factor</th> <th>Factor</th> <th></th> <th></th> </tr> <tr> <th>MHz</th> <th>dBuV/m</th> <th>dBuV/m</th> <th>dB</th> <th>dBuV</th> <th>dB/m</th> <th>dB</th> <th>dB</th> <th>cm</th> <th>deg</th> </tr> </thead> <tbody> <tr> <td>1</td> <td>5148.94</td> <td>56.23</td> <td>74.00</td> <td>-17.77</td> <td>42.90</td> <td>34.61</td> <td>11.86</td> <td>33.14</td> <td>0.00</td> <td>100</td> <td>114</td> <td>PEAK</td> </tr> </tbody> </table>	Limit	Read	Ant	Cable	Preamp	Aux	APos	TPos	Remark	Freq	Level	Line Margin	Level Factor	Loss Factor	Factor	Factor			MHz	dBuV/m	dBuV/m	dB	dBuV	dB/m	dB	dB	cm	deg	1	5148.94	56.23	74.00	-17.77	42.90	34.61	11.86	33.14	0.00	100	114	PEAK
	Limit	Read	Ant	Cable	Preamp	Aux	APos	TPos	Remark																																	
Freq	Level	Line Margin	Level Factor	Loss Factor	Factor	Factor																																				
MHz	dBuV/m	dBuV/m	dB	dBuV	dB/m	dB	dB	cm	deg																																	
1	5148.94	56.23	74.00	-17.77	42.90	34.61	11.86	33.14	0.00	100	114	PEAK																														
<table border="1"> <thead> <tr> <th>Limit</th> <th>Read</th> <th>Ant</th> <th>Cable</th> <th>Preamp</th> <th>Aux</th> <th>APos</th> <th>TPos</th> <th>Remark</th> </tr> <tr> <th>Freq</th> <th>Level</th> <th>Line Margin</th> <th>Level Factor</th> <th>Loss Factor</th> <th>Factor</th> <th>Factor</th> <th></th> <th></th> </tr> <tr> <th>MHz</th> <th>dBuV/m</th> <th>dBuV/m</th> <th>dB</th> <th>dBuV</th> <th>dB/m</th> <th>dB</th> <th>dB</th> <th>cm</th> <th>deg</th> </tr> </thead> <tbody> <tr> <td>1</td> <td>5290.00</td> <td>101.60</td> <td>-----</td> <td>-----</td> <td>88.04</td> <td>34.70</td> <td>11.96</td> <td>33.10</td> <td>0.00</td> <td>100</td> <td>114</td> <td>PEAK</td> </tr> </tbody> </table>	Limit	Read	Ant	Cable	Preamp	Aux	APos	TPos	Remark	Freq	Level	Line Margin	Level Factor	Loss Factor	Factor	Factor			MHz	dBuV/m	dBuV/m	dB	dBuV	dB/m	dB	dB	cm	deg	1	5290.00	101.60	-----	-----	88.04	34.70	11.96	33.10	0.00	100	114	PEAK	
Limit	Read	Ant	Cable	Preamp	Aux	APos	TPos	Remark																																		
Freq	Level	Line Margin	Level Factor	Loss Factor	Factor	Factor																																				
MHz	dBuV/m	dBuV/m	dB	dBuV	dB/m	dB	dB	cm	deg																																	
1	5290.00	101.60	-----	-----	88.04	34.70	11.96	33.10	0.00	100	114	PEAK																														
Avg	<table border="1"> <thead> <tr> <th>Limit</th> <th>Read</th> <th>Ant</th> <th>Cable</th> <th>Preamp</th> <th>Aux</th> <th>APos</th> <th>TPos</th> <th>Remark</th> </tr> <tr> <th>Freq</th> <th>Level</th> <th>Line Margin</th> <th>Level Factor</th> <th>Loss Factor</th> <th>Factor</th> <th>Factor</th> <th></th> <th></th> </tr> <tr> <th>MHz</th> <th>dBuV/m</th> <th>dBuV/m</th> <th>dB</th> <th>dBuV</th> <th>dB/m</th> <th>dB</th> <th>dB</th> <th>cm</th> <th>deg</th> </tr> </thead> <tbody> <tr> <td>1</td> <td>5142.97</td> <td>44.39</td> <td>54.00</td> <td>-9.61</td> <td>31.06</td> <td>34.61</td> <td>11.86</td> <td>33.14</td> <td>0.00</td> <td>100</td> <td>114</td> <td>AVERAGE</td> </tr> </tbody> </table>	Limit	Read	Ant	Cable	Preamp	Aux	APos	TPos	Remark	Freq	Level	Line Margin	Level Factor	Loss Factor	Factor	Factor			MHz	dBuV/m	dBuV/m	dB	dBuV	dB/m	dB	dB	cm	deg	1	5142.97	44.39	54.00	-9.61	31.06	34.61	11.86	33.14	0.00	100	114	AVERAGE
	Limit	Read	Ant	Cable	Preamp	Aux	APos	TPos	Remark																																	
Freq	Level	Line Margin	Level Factor	Loss Factor	Factor	Factor																																				
MHz	dBuV/m	dBuV/m	dB	dBuV	dB/m	dB	dB	cm	deg																																	
1	5142.97	44.39	54.00	-9.61	31.06	34.61	11.86	33.14	0.00	100	114	AVERAGE																														
<table border="1"> <thead> <tr> <th>Limit</th> <th>Read</th> <th>Ant</th> <th>Cable</th> <th>Preamp</th> <th>Aux</th> <th>APos</th> <th>TPos</th> <th>Remark</th> </tr> <tr> <th>Freq</th> <th>Level</th> <th>Line Margin</th> <th>Level Factor</th> <th>Loss Factor</th> <th>Factor</th> <th>Factor</th> <th></th> <th></th> </tr> <tr> <th>MHz</th> <th>dBuV/m</th> <th>dBuV/m</th> <th>dB</th> <th>dBuV</th> <th>dB/m</th> <th>dB</th> <th>dB</th> <th>cm</th> <th>deg</th> </tr> </thead> <tbody> <tr> <td>1</td> <td>5290.00</td> <td>91.71</td> <td>-----</td> <td>-----</td> <td>78.06</td> <td>34.74</td> <td>12.00</td> <td>33.09</td> <td>0.00</td> <td>100</td> <td>114</td> <td>AVERAGE</td> </tr> </tbody> </table>	Limit	Read	Ant	Cable	Preamp	Aux	APos	TPos	Remark	Freq	Level	Line Margin	Level Factor	Loss Factor	Factor	Factor			MHz	dBuV/m	dBuV/m	dB	dBuV	dB/m	dB	dB	cm	deg	1	5290.00	91.71	-----	-----	78.06	34.74	12.00	33.09	0.00	100	114	AVERAGE	
Limit	Read	Ant	Cable	Preamp	Aux	APos	TPos	Remark																																		
Freq	Level	Line Margin	Level Factor	Loss Factor	Factor	Factor																																				
MHz	dBuV/m	dBuV/m	dB	dBuV	dB/m	dB	dB	cm	deg																																	
1	5290.00	91.71	-----	-----	78.06	34.74	12.00	33.09	0.00	100	114	AVERAGE																														



	39																																																											
Mode	Band Edge - R																																																											
	U-NII-2A_5.25-5.35_802.11ax HE80_CH58_Full RU_5290MHz																																																											
ANT	CDD 9+10																																																											
Pol.	Horizontal	Fundamental																																																										
Peak	 <table border="1" data-bbox="263 1108 774 1232"> <thead> <tr> <th>Limit</th> <th>Read</th> <th>Ant</th> <th>Cable</th> <th>Preamp</th> <th>Aux</th> <th>APos</th> <th>TPos</th> <th>Remark</th> </tr> <tr> <th>Freq</th> <th>Level</th> <th>Line</th> <th>Margin</th> <th>Level</th> <th>Factor</th> <th>Loss</th> <th>Factor</th> <th>Factor</th> </tr> <tr> <th>MHz</th> <th>dBuV/m</th> <th>dBuV/m</th> <th>dB</th> <th>dBuV</th> <th>dB/m</th> <th>dB</th> <th>dB</th> <th>dB</th> </tr> <tr> <th></th> <th></th> <th></th> <th></th> <th></th> <th></th> <th></th> <th></th> <th>cm</th> </tr> <tr> <th></th> <th></th> <th></th> <th></th> <th></th> <th></th> <th></th> <th></th> <th>deg</th> </tr> </thead> <tbody> <tr> <td>1</td> <td>5355.96</td> <td>60.91</td> <td>74.00</td> <td>-13.09</td> <td>47.15</td> <td>34.78</td> <td>12.05</td> <td>33.07</td> <td>0.00</td> <td>100</td> <td>114</td> <td>PEAK</td> </tr> </tbody> </table>	Limit	Read	Ant	Cable	Preamp	Aux	APos	TPos	Remark	Freq	Level	Line	Margin	Level	Factor	Loss	Factor	Factor	MHz	dBuV/m	dBuV/m	dB	dBuV	dB/m	dB	dB	dB									cm									deg	1	5355.96	60.91	74.00	-13.09	47.15	34.78	12.05	33.07	0.00	100	114	PEAK	Blank
Limit	Read	Ant	Cable	Preamp	Aux	APos	TPos	Remark																																																				
Freq	Level	Line	Margin	Level	Factor	Loss	Factor	Factor																																																				
MHz	dBuV/m	dBuV/m	dB	dBuV	dB/m	dB	dB	dB																																																				
								cm																																																				
								deg																																																				
1	5355.96	60.91	74.00	-13.09	47.15	34.78	12.05	33.07	0.00	100	114	PEAK																																																
Avg	 <table border="1" data-bbox="263 1792 774 1915"> <thead> <tr> <th>Limit</th> <th>Read</th> <th>Ant</th> <th>Cable</th> <th>Preamp</th> <th>Aux</th> <th>APos</th> <th>TPos</th> <th>Remark</th> </tr> <tr> <th>Freq</th> <th>Level</th> <th>Line</th> <th>Margin</th> <th>Level</th> <th>Factor</th> <th>Loss</th> <th>Factor</th> <th>Factor</th> </tr> <tr> <th>MHz</th> <th>dBuV/m</th> <th>dBuV/m</th> <th>dB</th> <th>dBuV</th> <th>dB/m</th> <th>dB</th> <th>dB</th> <th>dB</th> </tr> <tr> <th></th> <th></th> <th></th> <th></th> <th></th> <th></th> <th></th> <th></th> <th>cm</th> </tr> <tr> <th></th> <th></th> <th></th> <th></th> <th></th> <th></th> <th></th> <th></th> <th>deg</th> </tr> </thead> <tbody> <tr> <td>1</td> <td>5350.52</td> <td>49.42</td> <td>54.00</td> <td>-4.58</td> <td>35.66</td> <td>34.78</td> <td>12.05</td> <td>33.07</td> <td>0.00</td> <td>100</td> <td>114</td> <td>AVERAGE</td> </tr> </tbody> </table>	Limit	Read	Ant	Cable	Preamp	Aux	APos	TPos	Remark	Freq	Level	Line	Margin	Level	Factor	Loss	Factor	Factor	MHz	dBuV/m	dBuV/m	dB	dBuV	dB/m	dB	dB	dB									cm									deg	1	5350.52	49.42	54.00	-4.58	35.66	34.78	12.05	33.07	0.00	100	114	AVERAGE	Blank
Limit	Read	Ant	Cable	Preamp	Aux	APos	TPos	Remark																																																				
Freq	Level	Line	Margin	Level	Factor	Loss	Factor	Factor																																																				
MHz	dBuV/m	dBuV/m	dB	dBuV	dB/m	dB	dB	dB																																																				
								cm																																																				
								deg																																																				
1	5350.52	49.42	54.00	-4.58	35.66	34.78	12.05	33.07	0.00	100	114	AVERAGE																																																



	39																																																																																			
Mode	Band Edge - L																																																																																			
	U-NII-2A_5.25-5.35_802.11ax HE80_CH58_Full RU_5290MHz																																																																																			
ANT	CDD 9+10																																																																																			
Pol.	Vertical	Fundamental																																																																																		
Peak	<table border="1"> <thead> <tr> <th>Limit</th> <th>Read</th> <th>Ant</th> <th>Cable</th> <th>Preamp</th> <th>Aux</th> <th>APos</th> <th>TPos</th> <th>Remark</th> </tr> <tr> <th>Freq</th> <th>Level</th> <th>Line Margin</th> <th>Level Factor</th> <th>Loss Factor</th> <th>Factor</th> <th></th> <th></th> <th></th> </tr> <tr> <th>MHz</th> <th>dBuV/m</th> <th>dBuV/m</th> <th>dB</th> <th>dBuV</th> <th>dB/m</th> <th>dB</th> <th>dB</th> <th>cm</th> <th>deg</th> </tr> </thead> <tbody> <tr> <td>1</td> <td>5100.63</td> <td>55.89</td> <td>74.00</td> <td>-18.11</td> <td>42.65</td> <td>34.58</td> <td>11.82</td> <td>33.16</td> <td>0.00</td> <td>329</td> <td>227</td> <td>PEAK</td> </tr> </tbody> </table>	Limit	Read	Ant	Cable	Preamp	Aux	APos	TPos	Remark	Freq	Level	Line Margin	Level Factor	Loss Factor	Factor				MHz	dBuV/m	dBuV/m	dB	dBuV	dB/m	dB	dB	cm	deg	1	5100.63	55.89	74.00	-18.11	42.65	34.58	11.82	33.16	0.00	329	227	PEAK	<table border="1"> <thead> <tr> <th>Limit</th> <th>Read</th> <th>Ant</th> <th>Cable</th> <th>Preamp</th> <th>Aux</th> <th>APos</th> <th>TPos</th> <th>Remark</th> </tr> <tr> <th>Freq</th> <th>Level</th> <th>Line Margin</th> <th>Level Factor</th> <th>Loss Factor</th> <th>Factor</th> <th></th> <th></th> <th></th> </tr> <tr> <th>MHz</th> <th>dBuV/m</th> <th>dBuV/m</th> <th>dB</th> <th>dBuV</th> <th>dB/m</th> <th>dB</th> <th>dB</th> <th>cm</th> <th>deg</th> </tr> </thead> <tbody> <tr> <td>1</td> <td>5290.00</td> <td>100.17</td> <td>-----</td> <td>-----</td> <td>86.57</td> <td>34.72</td> <td>11.98</td> <td>33.10</td> <td>0.00</td> <td>329</td> <td>227</td> <td>PEAK</td> </tr> </tbody> </table>	Limit	Read	Ant	Cable	Preamp	Aux	APos	TPos	Remark	Freq	Level	Line Margin	Level Factor	Loss Factor	Factor				MHz	dBuV/m	dBuV/m	dB	dBuV	dB/m	dB	dB	cm	deg	1	5290.00	100.17	-----	-----	86.57	34.72	11.98	33.10	0.00	329	227	PEAK
Limit	Read	Ant	Cable	Preamp	Aux	APos	TPos	Remark																																																																												
Freq	Level	Line Margin	Level Factor	Loss Factor	Factor																																																																															
MHz	dBuV/m	dBuV/m	dB	dBuV	dB/m	dB	dB	cm	deg																																																																											
1	5100.63	55.89	74.00	-18.11	42.65	34.58	11.82	33.16	0.00	329	227	PEAK																																																																								
Limit	Read	Ant	Cable	Preamp	Aux	APos	TPos	Remark																																																																												
Freq	Level	Line Margin	Level Factor	Loss Factor	Factor																																																																															
MHz	dBuV/m	dBuV/m	dB	dBuV	dB/m	dB	dB	cm	deg																																																																											
1	5290.00	100.17	-----	-----	86.57	34.72	11.98	33.10	0.00	329	227	PEAK																																																																								
Avg	<table border="1"> <thead> <tr> <th>Limit</th> <th>Read</th> <th>Ant</th> <th>Cable</th> <th>Preamp</th> <th>Aux</th> <th>APos</th> <th>TPos</th> <th>Remark</th> </tr> <tr> <th>Freq</th> <th>Level</th> <th>Line Margin</th> <th>Level Factor</th> <th>Loss Factor</th> <th>Factor</th> <th></th> <th></th> <th></th> </tr> <tr> <th>MHz</th> <th>dBuV/m</th> <th>dBuV/m</th> <th>dB</th> <th>dBuV</th> <th>dB/m</th> <th>dB</th> <th>dB</th> <th>cm</th> <th>deg</th> </tr> </thead> <tbody> <tr> <td>1</td> <td>5147.61</td> <td>44.57</td> <td>54.00</td> <td>-9.43</td> <td>31.23</td> <td>34.62</td> <td>11.86</td> <td>33.14</td> <td>0.00</td> <td>329</td> <td>227</td> <td>AVERAGE</td> </tr> </tbody> </table>	Limit	Read	Ant	Cable	Preamp	Aux	APos	TPos	Remark	Freq	Level	Line Margin	Level Factor	Loss Factor	Factor				MHz	dBuV/m	dBuV/m	dB	dBuV	dB/m	dB	dB	cm	deg	1	5147.61	44.57	54.00	-9.43	31.23	34.62	11.86	33.14	0.00	329	227	AVERAGE	<table border="1"> <thead> <tr> <th>Limit</th> <th>Read</th> <th>Ant</th> <th>Cable</th> <th>Preamp</th> <th>Aux</th> <th>APos</th> <th>TPos</th> <th>Remark</th> </tr> <tr> <th>Freq</th> <th>Level</th> <th>Line Margin</th> <th>Level Factor</th> <th>Loss Factor</th> <th>Factor</th> <th></th> <th></th> <th></th> </tr> <tr> <th>MHz</th> <th>dBuV/m</th> <th>dBuV/m</th> <th>dB</th> <th>dBuV</th> <th>dB/m</th> <th>dB</th> <th>dB</th> <th>cm</th> <th>deg</th> </tr> </thead> <tbody> <tr> <td>1</td> <td>5290.00</td> <td>91.66</td> <td>-----</td> <td>-----</td> <td>78.03</td> <td>34.73</td> <td>11.99</td> <td>33.09</td> <td>0.00</td> <td>329</td> <td>227</td> <td>AVERAGE</td> </tr> </tbody> </table>	Limit	Read	Ant	Cable	Preamp	Aux	APos	TPos	Remark	Freq	Level	Line Margin	Level Factor	Loss Factor	Factor				MHz	dBuV/m	dBuV/m	dB	dBuV	dB/m	dB	dB	cm	deg	1	5290.00	91.66	-----	-----	78.03	34.73	11.99	33.09	0.00	329	227	AVERAGE
Limit	Read	Ant	Cable	Preamp	Aux	APos	TPos	Remark																																																																												
Freq	Level	Line Margin	Level Factor	Loss Factor	Factor																																																																															
MHz	dBuV/m	dBuV/m	dB	dBuV	dB/m	dB	dB	cm	deg																																																																											
1	5147.61	44.57	54.00	-9.43	31.23	34.62	11.86	33.14	0.00	329	227	AVERAGE																																																																								
Limit	Read	Ant	Cable	Preamp	Aux	APos	TPos	Remark																																																																												
Freq	Level	Line Margin	Level Factor	Loss Factor	Factor																																																																															
MHz	dBuV/m	dBuV/m	dB	dBuV	dB/m	dB	dB	cm	deg																																																																											
1	5290.00	91.66	-----	-----	78.03	34.73	11.99	33.09	0.00	329	227	AVERAGE																																																																								



	39																																																											
Mode	Band Edge - R																																																											
	U-NII-2A_5.25-5.35_802.11ax HE80_CH58_Full RU_5290MHz																																																											
ANT	CDD 9+10																																																											
Pol.	Vertical	Fundamental																																																										
Peak	<table border="1" data-bbox="268 1115 774 1238"> <thead> <tr> <th>Limit</th> <th>Read</th> <th>Ant</th> <th>Cable</th> <th>Preamp</th> <th>Aux</th> <th>APos</th> <th>TPos</th> <th>Remark</th> </tr> <tr> <th>Freq</th> <th>Level</th> <th>Line</th> <th>Margin</th> <th>Level</th> <th>Factor</th> <th>Loss</th> <th>Factor</th> <th>Factor</th> </tr> <tr> <th>MHz</th> <th>dBuV/m</th> <th>dBuV/m</th> <th>dB</th> <th>dBuV</th> <th>dB/m</th> <th>dB</th> <th>dB</th> <th>dB</th> </tr> <tr> <th></th> <th></th> <th></th> <th></th> <th></th> <th></th> <th></th> <th></th> <th>cm</th> </tr> <tr> <th></th> <th></th> <th></th> <th></th> <th></th> <th></th> <th></th> <th></th> <th>deg</th> </tr> </thead> <tbody> <tr> <td>1</td> <td>5357.15</td> <td>56.45</td> <td>74.00</td> <td>-17.55</td> <td>42.68</td> <td>34.79</td> <td>12.05</td> <td>33.07</td> <td>0.00</td> <td>329</td> <td>227</td> <td>PEAK</td> </tr> </tbody> </table>	Limit	Read	Ant	Cable	Preamp	Aux	APos	TPos	Remark	Freq	Level	Line	Margin	Level	Factor	Loss	Factor	Factor	MHz	dBuV/m	dBuV/m	dB	dBuV	dB/m	dB	dB	dB									cm									deg	1	5357.15	56.45	74.00	-17.55	42.68	34.79	12.05	33.07	0.00	329	227	PEAK	Blank
Limit	Read	Ant	Cable	Preamp	Aux	APos	TPos	Remark																																																				
Freq	Level	Line	Margin	Level	Factor	Loss	Factor	Factor																																																				
MHz	dBuV/m	dBuV/m	dB	dBuV	dB/m	dB	dB	dB																																																				
								cm																																																				
								deg																																																				
1	5357.15	56.45	74.00	-17.55	42.68	34.79	12.05	33.07	0.00	329	227	PEAK																																																
Avg	<table border="1" data-bbox="268 1798 774 1921"> <thead> <tr> <th>Limit</th> <th>Read</th> <th>Ant</th> <th>Cable</th> <th>Preamp</th> <th>Aux</th> <th>APos</th> <th>TPos</th> <th>Remark</th> </tr> <tr> <th>Freq</th> <th>Level</th> <th>Line</th> <th>Margin</th> <th>Level</th> <th>Factor</th> <th>Loss</th> <th>Factor</th> <th>Factor</th> </tr> <tr> <th>MHz</th> <th>dBuV/m</th> <th>dBuV/m</th> <th>dB</th> <th>dBuV</th> <th>dB/m</th> <th>dB</th> <th>dB</th> <th>dB</th> </tr> <tr> <th></th> <th></th> <th></th> <th></th> <th></th> <th></th> <th></th> <th></th> <th>cm</th> </tr> <tr> <th></th> <th></th> <th></th> <th></th> <th></th> <th></th> <th></th> <th></th> <th>deg</th> </tr> </thead> <tbody> <tr> <td>1</td> <td>5350.86</td> <td>46.13</td> <td>54.00</td> <td>-7.87</td> <td>32.37</td> <td>34.78</td> <td>12.05</td> <td>33.07</td> <td>0.00</td> <td>329</td> <td>227</td> <td>AVERAGE</td> </tr> </tbody> </table>	Limit	Read	Ant	Cable	Preamp	Aux	APos	TPos	Remark	Freq	Level	Line	Margin	Level	Factor	Loss	Factor	Factor	MHz	dBuV/m	dBuV/m	dB	dBuV	dB/m	dB	dB	dB									cm									deg	1	5350.86	46.13	54.00	-7.87	32.37	34.78	12.05	33.07	0.00	329	227	AVERAGE	Blank
Limit	Read	Ant	Cable	Preamp	Aux	APos	TPos	Remark																																																				
Freq	Level	Line	Margin	Level	Factor	Loss	Factor	Factor																																																				
MHz	dBuV/m	dBuV/m	dB	dBuV	dB/m	dB	dB	dB																																																				
								cm																																																				
								deg																																																				
1	5350.86	46.13	54.00	-7.87	32.37	34.78	12.05	33.07	0.00	329	227	AVERAGE																																																



Mode	39																																																																												
	Harmonic																																																																												
	U-NII-2A_5.25-5.35_802.11ax HE80_CH58_Full RU_5290MHz																																																																												
ANT	CDD 9+10																																																																												
Pol.	Horizontal	Vertical																																																																											
Peak Avg																																																																													
	<table border="1"> <thead> <tr> <th>Limit</th> <th>Read</th> <th>Ant</th> <th>Cable</th> <th>Preamp</th> <th>Aux</th> <th>APos</th> <th>TPos</th> <th>Remark</th> </tr> <tr> <th>Freq</th> <th>Level</th> <th>Line Margin</th> <th>Level Factor</th> <th>Loss Factor</th> <th>Factor</th> <th></th> <th></th> <th></th> </tr> <tr> <th>MHz</th> <th>dBuV/m</th> <th>dBuV/m</th> <th>dB</th> <th>dBuV</th> <th>dB/m</th> <th>dB</th> <th>dB</th> <th>cm</th> <th>deg</th> </tr> </thead> <tbody> <tr> <td>1 10580.00</td> <td>48.95</td> <td>68.30</td> <td>-19.35</td> <td>56.74</td> <td>38.21</td> <td>17.04</td> <td>63.04</td> <td>0.00</td> <td>300 360 PEAK</td> </tr> </tbody> </table>	Limit	Read	Ant	Cable	Preamp	Aux	APos	TPos	Remark	Freq	Level	Line Margin	Level Factor	Loss Factor	Factor				MHz	dBuV/m	dBuV/m	dB	dBuV	dB/m	dB	dB	cm	deg	1 10580.00	48.95	68.30	-19.35	56.74	38.21	17.04	63.04	0.00	300 360 PEAK	<table border="1"> <thead> <tr> <th>Limit</th> <th>Read</th> <th>Ant</th> <th>Cable</th> <th>Preamp</th> <th>Aux</th> <th>APos</th> <th>TPos</th> <th>Remark</th> </tr> <tr> <th>Freq</th> <th>Level</th> <th>Line Margin</th> <th>Level Factor</th> <th>Loss Factor</th> <th>Factor</th> <th></th> <th></th> <th></th> </tr> <tr> <th>MHz</th> <th>dBuV/m</th> <th>dBuV/m</th> <th>dB</th> <th>dBuV</th> <th>dB/m</th> <th>dB</th> <th>dB</th> <th>cm</th> <th>deg</th> </tr> </thead> <tbody> <tr> <td>1 10580.00</td> <td>48.82</td> <td>68.30</td> <td>-19.48</td> <td>56.61</td> <td>38.21</td> <td>17.04</td> <td>63.04</td> <td>0.00</td> <td>100 360 PEAK</td> </tr> </tbody> </table>	Limit	Read	Ant	Cable	Preamp	Aux	APos	TPos	Remark	Freq	Level	Line Margin	Level Factor	Loss Factor	Factor				MHz	dBuV/m	dBuV/m	dB	dBuV	dB/m	dB	dB	cm	deg	1 10580.00	48.82	68.30	-19.48	56.61	38.21	17.04	63.04	0.00
Limit	Read	Ant	Cable	Preamp	Aux	APos	TPos	Remark																																																																					
Freq	Level	Line Margin	Level Factor	Loss Factor	Factor																																																																								
MHz	dBuV/m	dBuV/m	dB	dBuV	dB/m	dB	dB	cm	deg																																																																				
1 10580.00	48.95	68.30	-19.35	56.74	38.21	17.04	63.04	0.00	300 360 PEAK																																																																				
Limit	Read	Ant	Cable	Preamp	Aux	APos	TPos	Remark																																																																					
Freq	Level	Line Margin	Level Factor	Loss Factor	Factor																																																																								
MHz	dBuV/m	dBuV/m	dB	dBuV	dB/m	dB	dB	cm	deg																																																																				
1 10580.00	48.82	68.30	-19.48	56.61	38.21	17.04	63.04	0.00	100 360 PEAK																																																																				

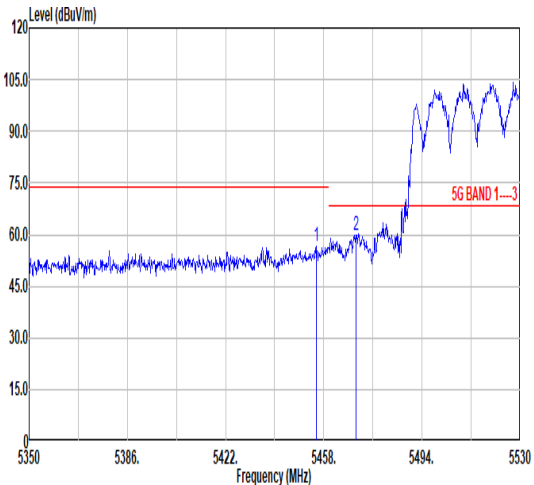
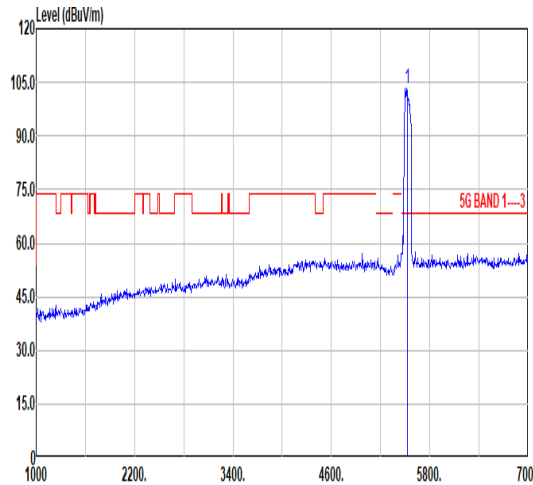
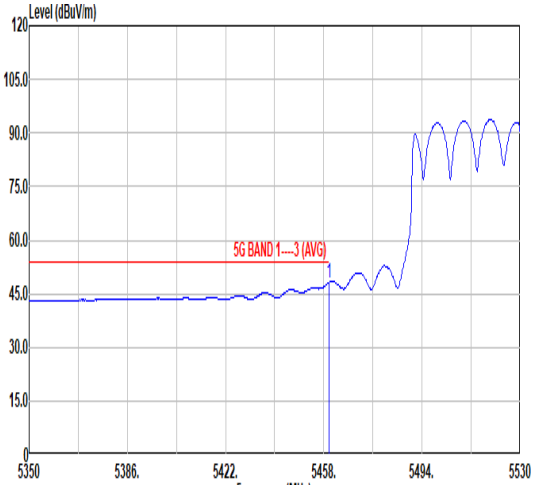
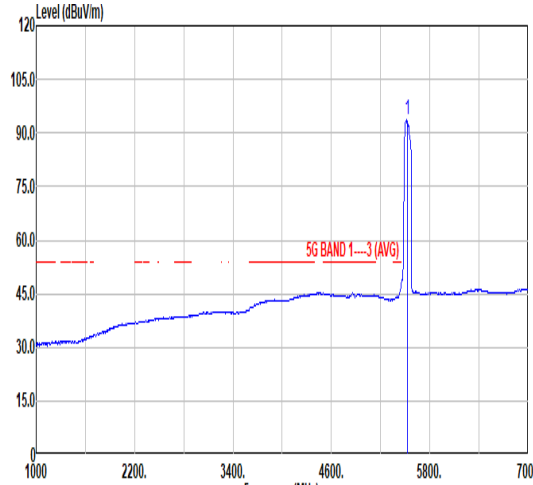


		40																																																																																							
Mode		Band Edge - L																																																																																							
		U-NII-2C_5.47-5.725_802.11ax HE80_CH106_Full RU_5530MHz																																																																																							
ANT		CDD 9+10																																																																																							
Pol.	Horizontal	Fundamental																																																																																							
Peak	<table border="1"> <thead> <tr> <th>Limit</th> <th>Read</th> <th>Ant</th> <th>Cable</th> <th>Preamp</th> <th>Aux</th> <th>APos</th> <th>TPos</th> </tr> <tr> <th>Freq</th> <th>Level</th> <th>Line</th> <th>Margin</th> <th>Level</th> <th>Factor</th> <th>Loss</th> <th>Factor</th> </tr> <tr> <th>MHz</th> <th>dBuV/m</th> <th>dBuV/m</th> <th>dB</th> <th>dBuV</th> <th>dB/m</th> <th>dB</th> <th>dB</th> </tr> </thead> <tbody> <tr> <td>1</td> <td>5458.72</td> <td>58.40</td> <td>74.00</td> <td>-15.60</td> <td>44.42</td> <td>34.87</td> <td>12.15</td> <td>33.04</td> <td>0.00</td> <td>300</td> <td>328</td> <td>PEAK</td> </tr> <tr> <td>2</td> <td>5469.88</td> <td>58.30</td> <td>68.30</td> <td>-10.00</td> <td>44.29</td> <td>34.88</td> <td>12.16</td> <td>33.03</td> <td>0.00</td> <td>300</td> <td>328</td> <td>PEAK</td> </tr> </tbody> </table>	Limit	Read	Ant	Cable	Preamp	Aux	APos	TPos	Freq	Level	Line	Margin	Level	Factor	Loss	Factor	MHz	dBuV/m	dBuV/m	dB	dBuV	dB/m	dB	dB	1	5458.72	58.40	74.00	-15.60	44.42	34.87	12.15	33.04	0.00	300	328	PEAK	2	5469.88	58.30	68.30	-10.00	44.29	34.88	12.16	33.03	0.00	300	328	PEAK	<table border="1"> <thead> <tr> <th>Limit</th> <th>Read</th> <th>Ant</th> <th>Cable</th> <th>Preamp</th> <th>Aux</th> <th>APos</th> <th>TPos</th> </tr> <tr> <th>Freq</th> <th>Level</th> <th>Line</th> <th>Margin</th> <th>Level</th> <th>Factor</th> <th>Loss</th> <th>Factor</th> </tr> <tr> <th>MHz</th> <th>dBuV/m</th> <th>dBuV/m</th> <th>dB</th> <th>dBuV</th> <th>dB/m</th> <th>dB</th> <th>dB</th> </tr> </thead> <tbody> <tr> <td>1</td> <td>5530.00</td> <td>101.97</td> <td>-----</td> <td>-----</td> <td>87.82</td> <td>34.94</td> <td>12.22</td> <td>33.01</td> <td>0.00</td> <td>300</td> <td>328</td> <td>PEAK</td> </tr> </tbody> </table>	Limit	Read	Ant	Cable	Preamp	Aux	APos	TPos	Freq	Level	Line	Margin	Level	Factor	Loss	Factor	MHz	dBuV/m	dBuV/m	dB	dBuV	dB/m	dB	dB	1	5530.00	101.97	-----	-----	87.82	34.94	12.22	33.01	0.00	300	328	PEAK
	Limit	Read	Ant	Cable	Preamp	Aux	APos	TPos																																																																																	
Freq	Level	Line	Margin	Level	Factor	Loss	Factor																																																																																		
MHz	dBuV/m	dBuV/m	dB	dBuV	dB/m	dB	dB																																																																																		
1	5458.72	58.40	74.00	-15.60	44.42	34.87	12.15	33.04	0.00	300	328	PEAK																																																																													
2	5469.88	58.30	68.30	-10.00	44.29	34.88	12.16	33.03	0.00	300	328	PEAK																																																																													
Limit	Read	Ant	Cable	Preamp	Aux	APos	TPos																																																																																		
Freq	Level	Line	Margin	Level	Factor	Loss	Factor																																																																																		
MHz	dBuV/m	dBuV/m	dB	dBuV	dB/m	dB	dB																																																																																		
1	5530.00	101.97	-----	-----	87.82	34.94	12.22	33.01	0.00	300	328	PEAK																																																																													
Avg	<table border="1"> <thead> <tr> <th>Limit</th> <th>Read</th> <th>Ant</th> <th>Cable</th> <th>Preamp</th> <th>Aux</th> <th>APos</th> <th>TPos</th> </tr> <tr> <th>Freq</th> <th>Level</th> <th>Line</th> <th>Margin</th> <th>Level</th> <th>Factor</th> <th>Loss</th> <th>Factor</th> </tr> <tr> <th>MHz</th> <th>dBuV/m</th> <th>dBuV/m</th> <th>dB</th> <th>dBuV</th> <th>dB/m</th> <th>dB</th> <th>dB</th> </tr> </thead> <tbody> <tr> <td>1</td> <td>5459.44</td> <td>47.57</td> <td>54.00</td> <td>-6.43</td> <td>33.59</td> <td>34.87</td> <td>12.15</td> <td>33.04</td> <td>0.00</td> <td>300</td> <td>328</td> <td>AVERAGE</td> </tr> </tbody> </table>	Limit	Read	Ant	Cable	Preamp	Aux	APos	TPos	Freq	Level	Line	Margin	Level	Factor	Loss	Factor	MHz	dBuV/m	dBuV/m	dB	dBuV	dB/m	dB	dB	1	5459.44	47.57	54.00	-6.43	33.59	34.87	12.15	33.04	0.00	300	328	AVERAGE	<table border="1"> <thead> <tr> <th>Limit</th> <th>Read</th> <th>Ant</th> <th>Cable</th> <th>Preamp</th> <th>Aux</th> <th>APos</th> <th>TPos</th> </tr> <tr> <th>Freq</th> <th>Level</th> <th>Line</th> <th>Margin</th> <th>Level</th> <th>Factor</th> <th>Loss</th> <th>Factor</th> </tr> <tr> <th>MHz</th> <th>dBuV/m</th> <th>dBuV/m</th> <th>dB</th> <th>dBuV</th> <th>dB/m</th> <th>dB</th> <th>dB</th> </tr> </thead> <tbody> <tr> <td>1</td> <td>5530.00</td> <td>93.32</td> <td>-----</td> <td>-----</td> <td>79.20</td> <td>34.92</td> <td>12.21</td> <td>33.01</td> <td>0.00</td> <td>300</td> <td>328</td> <td>AVERAGE</td> </tr> </tbody> </table>	Limit	Read	Ant	Cable	Preamp	Aux	APos	TPos	Freq	Level	Line	Margin	Level	Factor	Loss	Factor	MHz	dBuV/m	dBuV/m	dB	dBuV	dB/m	dB	dB	1	5530.00	93.32	-----	-----	79.20	34.92	12.21	33.01	0.00	300	328	AVERAGE													
	Limit	Read	Ant	Cable	Preamp	Aux	APos	TPos																																																																																	
Freq	Level	Line	Margin	Level	Factor	Loss	Factor																																																																																		
MHz	dBuV/m	dBuV/m	dB	dBuV	dB/m	dB	dB																																																																																		
1	5459.44	47.57	54.00	-6.43	33.59	34.87	12.15	33.04	0.00	300	328	AVERAGE																																																																													
Limit	Read	Ant	Cable	Preamp	Aux	APos	TPos																																																																																		
Freq	Level	Line	Margin	Level	Factor	Loss	Factor																																																																																		
MHz	dBuV/m	dBuV/m	dB	dBuV	dB/m	dB	dB																																																																																		
1	5530.00	93.32	-----	-----	79.20	34.92	12.21	33.01	0.00	300	328	AVERAGE																																																																													



Mode	40																																							
	Band Edge - R																																							
	U-NII-2C_5.47-5.725_802.11ax HE80_CH106_Full RU_5530MHz																																							
ANT	CDD 9+10																																							
Pol.	Horizontal	Fundamental																																						
Peak	<table border="1"> <thead> <tr> <th>Limit</th> <th>Read</th> <th>Ant</th> <th>Cable</th> <th>Preamp</th> <th>Aux</th> <th>APos</th> <th>TPos</th> <th>Remark</th> </tr> <tr> <th>Freq</th> <th>Level</th> <th>Line Margin</th> <th>Level Factor</th> <th>Loss Factor</th> <th>Loss Factor</th> <th>Factor</th> <th></th> <th></th> </tr> <tr> <th>MHz</th> <th>dBuV/m</th> <th>dBuV/m</th> <th>dB</th> <th>dBuV</th> <th>dB/m</th> <th>dB</th> <th>dB</th> <th>cm</th> <th>deg</th> </tr> </thead> <tbody> <tr> <td>1 5748.08</td> <td>55.08</td> <td>68.30</td> <td>-13.22</td> <td>40.43</td> <td>35.19</td> <td>12.41</td> <td>32.95</td> <td>0.00</td> <td>300 328 PEAK</td> </tr> </tbody> </table>	Limit	Read	Ant	Cable	Preamp	Aux	APos	TPos	Remark	Freq	Level	Line Margin	Level Factor	Loss Factor	Loss Factor	Factor			MHz	dBuV/m	dBuV/m	dB	dBuV	dB/m	dB	dB	cm	deg	1 5748.08	55.08	68.30	-13.22	40.43	35.19	12.41	32.95	0.00	300 328 PEAK	Blank
Limit	Read	Ant	Cable	Preamp	Aux	APos	TPos	Remark																																
Freq	Level	Line Margin	Level Factor	Loss Factor	Loss Factor	Factor																																		
MHz	dBuV/m	dBuV/m	dB	dBuV	dB/m	dB	dB	cm	deg																															
1 5748.08	55.08	68.30	-13.22	40.43	35.19	12.41	32.95	0.00	300 328 PEAK																															



		40																																																																																																					
Mode		Band Edge - L																																																																																																					
		U-NII-2C_5.47-5.725_802.11ax HE80_CH106_Full RU_5530MHz																																																																																																					
ANT		CDD 9+10																																																																																																					
Pol.	Vertical	Fundamental																																																																																																					
Peak	 <p>Level (dBuV/m) vs Frequency (MHz) for Vertical polarization. The plot shows a blue signal line with a red limit line at 75.0 dBuV/m. Two peaks are marked with '1' and '2' at approximately 5455.30 MHz and 5469.88 MHz respectively. The signal level rises sharply after 5450 MHz.</p> <table border="1"> <thead> <tr> <th>Limit</th> <th>Read</th> <th>Ant</th> <th>Cable</th> <th>Preamp</th> <th>Aux</th> <th>APos</th> <th>TPos</th> <th colspan="2"></th> </tr> <tr> <th>Freq</th> <th>Level</th> <th>Line</th> <th>Margin</th> <th>Level</th> <th>Factor</th> <th>Loss</th> <th>Factor</th> <th>Factor</th> <th>Remark</th> </tr> <tr> <th>MHz</th> <th>dBuV/m</th> <th>dBuV/m</th> <th>dB</th> <th>dBuV</th> <th>dB/m</th> <th>dB</th> <th>dB</th> <th>dB</th> <th>cm</th> <th>deg</th> </tr> </thead> <tbody> <tr> <td>1</td> <td>5455.30</td> <td>56.51</td> <td>74.00</td> <td>-17.49</td> <td>42.54</td> <td>34.06</td> <td>12.15</td> <td>33.04</td> <td>0.00</td> <td>318</td> <td>267</td> <td>PEAK</td> </tr> <tr> <td>2</td> <td>5469.88</td> <td>59.94</td> <td>68.30</td> <td>-8.36</td> <td>45.93</td> <td>34.08</td> <td>12.16</td> <td>33.03</td> <td>0.00</td> <td>318</td> <td>267</td> <td>PEAK</td> </tr> </tbody> </table>	Limit	Read	Ant	Cable	Preamp	Aux	APos	TPos			Freq	Level	Line	Margin	Level	Factor	Loss	Factor	Factor	Remark	MHz	dBuV/m	dBuV/m	dB	dBuV	dB/m	dB	dB	dB	cm	deg	1	5455.30	56.51	74.00	-17.49	42.54	34.06	12.15	33.04	0.00	318	267	PEAK	2	5469.88	59.94	68.30	-8.36	45.93	34.08	12.16	33.03	0.00	318	267	PEAK	 <p>Level (dBuV/m) vs Frequency (MHz) for Fundamental polarization. The plot shows a blue signal line with a red limit line at 75.0 dBuV/m. A single sharp peak is marked with '1' at 5530.00 MHz. The signal level is relatively flat around 45-50 dBuV/m until the peak at 5530 MHz.</p> <table border="1"> <thead> <tr> <th>Limit</th> <th>Read</th> <th>Ant</th> <th>Cable</th> <th>Preamp</th> <th>Aux</th> <th>APos</th> <th>TPos</th> <th colspan="2"></th> </tr> <tr> <th>Freq</th> <th>Level</th> <th>Line</th> <th>Margin</th> <th>Level</th> <th>Factor</th> <th>Loss</th> <th>Factor</th> <th>Factor</th> <th>Remark</th> </tr> <tr> <th>MHz</th> <th>dBuV/m</th> <th>dBuV/m</th> <th>dB</th> <th>dBuV</th> <th>dB/m</th> <th>dB</th> <th>dB</th> <th>dB</th> <th>cm</th> <th>deg</th> </tr> </thead> <tbody> <tr> <td>1</td> <td>5530.00</td> <td>103.06</td> <td>-----</td> <td>-----</td> <td>88.99</td> <td>34.90</td> <td>12.19</td> <td>33.02</td> <td>0.00</td> <td>318</td> <td>267</td> <td>PEAK</td> </tr> </tbody> </table>	Limit	Read	Ant	Cable	Preamp	Aux	APos	TPos			Freq	Level	Line	Margin	Level	Factor	Loss	Factor	Factor	Remark	MHz	dBuV/m	dBuV/m	dB	dBuV	dB/m	dB	dB	dB	cm	deg	1	5530.00	103.06	-----	-----	88.99	34.90	12.19	33.02	0.00	318	267	PEAK
	Limit	Read	Ant	Cable	Preamp	Aux	APos	TPos																																																																																															
Freq	Level	Line	Margin	Level	Factor	Loss	Factor	Factor	Remark																																																																																														
MHz	dBuV/m	dBuV/m	dB	dBuV	dB/m	dB	dB	dB	cm	deg																																																																																													
1	5455.30	56.51	74.00	-17.49	42.54	34.06	12.15	33.04	0.00	318	267	PEAK																																																																																											
2	5469.88	59.94	68.30	-8.36	45.93	34.08	12.16	33.03	0.00	318	267	PEAK																																																																																											
Limit	Read	Ant	Cable	Preamp	Aux	APos	TPos																																																																																																
Freq	Level	Line	Margin	Level	Factor	Loss	Factor	Factor	Remark																																																																																														
MHz	dBuV/m	dBuV/m	dB	dBuV	dB/m	dB	dB	dB	cm	deg																																																																																													
1	5530.00	103.06	-----	-----	88.99	34.90	12.19	33.02	0.00	318	267	PEAK																																																																																											
Avg	 <p>Level (dBuV/m) vs Frequency (MHz) for Vertical polarization. The plot shows a blue signal line with a red limit line at 54.00 dBuV/m. A peak is marked with '1' at 5459.98 MHz. The signal level is relatively flat around 45 dBuV/m until the peak at 5459.98 MHz.</p> <table border="1"> <thead> <tr> <th>Limit</th> <th>Read</th> <th>Ant</th> <th>Cable</th> <th>Preamp</th> <th>Aux</th> <th>APos</th> <th>TPos</th> <th colspan="2"></th> </tr> <tr> <th>Freq</th> <th>Level</th> <th>Line</th> <th>Margin</th> <th>Level</th> <th>Factor</th> <th>Loss</th> <th>Factor</th> <th>Factor</th> <th>Remark</th> </tr> <tr> <th>MHz</th> <th>dBuV/m</th> <th>dBuV/m</th> <th>dB</th> <th>dBuV</th> <th>dB/m</th> <th>dB</th> <th>dB</th> <th>dB</th> <th>cm</th> <th>deg</th> </tr> </thead> <tbody> <tr> <td>1</td> <td>5459.98</td> <td>48.19</td> <td>54.00</td> <td>-5.81</td> <td>34.21</td> <td>34.07</td> <td>12.15</td> <td>33.04</td> <td>0.00</td> <td>318</td> <td>267</td> <td>AVERAGE</td> </tr> </tbody> </table>	Limit	Read	Ant	Cable	Preamp	Aux	APos	TPos			Freq	Level	Line	Margin	Level	Factor	Loss	Factor	Factor	Remark	MHz	dBuV/m	dBuV/m	dB	dBuV	dB/m	dB	dB	dB	cm	deg	1	5459.98	48.19	54.00	-5.81	34.21	34.07	12.15	33.04	0.00	318	267	AVERAGE	 <p>Level (dBuV/m) vs Frequency (MHz) for Fundamental polarization. The plot shows a blue signal line with a red limit line at 54.00 dBuV/m. A peak is marked with '1' at 5530.00 MHz. The signal level is relatively flat around 45 dBuV/m until the peak at 5530 MHz.</p> <table border="1"> <thead> <tr> <th>Limit</th> <th>Read</th> <th>Ant</th> <th>Cable</th> <th>Preamp</th> <th>Aux</th> <th>APos</th> <th>TPos</th> <th colspan="2"></th> </tr> <tr> <th>Freq</th> <th>Level</th> <th>Line</th> <th>Margin</th> <th>Level</th> <th>Factor</th> <th>Loss</th> <th>Factor</th> <th>Factor</th> <th>Remark</th> </tr> <tr> <th>MHz</th> <th>dBuV/m</th> <th>dBuV/m</th> <th>dB</th> <th>dBuV</th> <th>dB/m</th> <th>dB</th> <th>dB</th> <th>dB</th> <th>cm</th> <th>deg</th> </tr> </thead> <tbody> <tr> <td>1</td> <td>5530.00</td> <td>93.59</td> <td>-----</td> <td>-----</td> <td>79.47</td> <td>34.92</td> <td>12.21</td> <td>33.01</td> <td>0.00</td> <td>318</td> <td>267</td> <td>AVERAGE</td> </tr> </tbody> </table>	Limit	Read	Ant	Cable	Preamp	Aux	APos	TPos			Freq	Level	Line	Margin	Level	Factor	Loss	Factor	Factor	Remark	MHz	dBuV/m	dBuV/m	dB	dBuV	dB/m	dB	dB	dB	cm	deg	1	5530.00	93.59	-----	-----	79.47	34.92	12.21	33.01	0.00	318	267	AVERAGE													
	Limit	Read	Ant	Cable	Preamp	Aux	APos	TPos																																																																																															
Freq	Level	Line	Margin	Level	Factor	Loss	Factor	Factor	Remark																																																																																														
MHz	dBuV/m	dBuV/m	dB	dBuV	dB/m	dB	dB	dB	cm	deg																																																																																													
1	5459.98	48.19	54.00	-5.81	34.21	34.07	12.15	33.04	0.00	318	267	AVERAGE																																																																																											
Limit	Read	Ant	Cable	Preamp	Aux	APos	TPos																																																																																																
Freq	Level	Line	Margin	Level	Factor	Loss	Factor	Factor	Remark																																																																																														
MHz	dBuV/m	dBuV/m	dB	dBuV	dB/m	dB	dB	dB	cm	deg																																																																																													
1	5530.00	93.59	-----	-----	79.47	34.92	12.21	33.01	0.00	318	267	AVERAGE																																																																																											

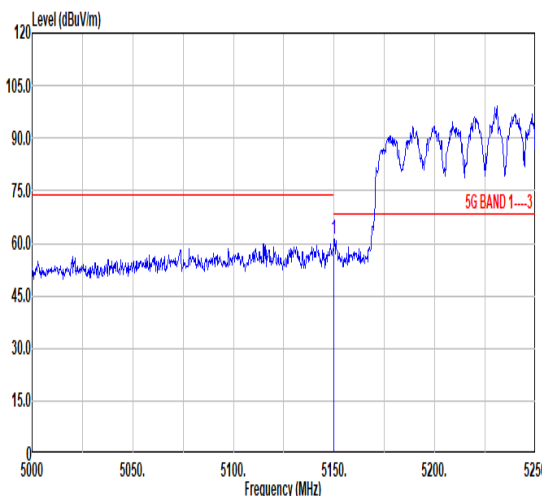
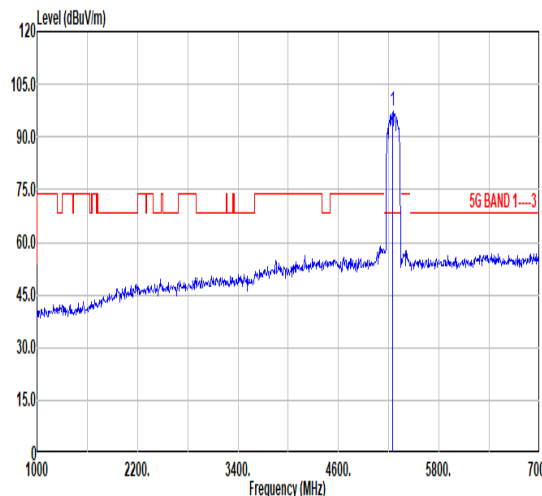
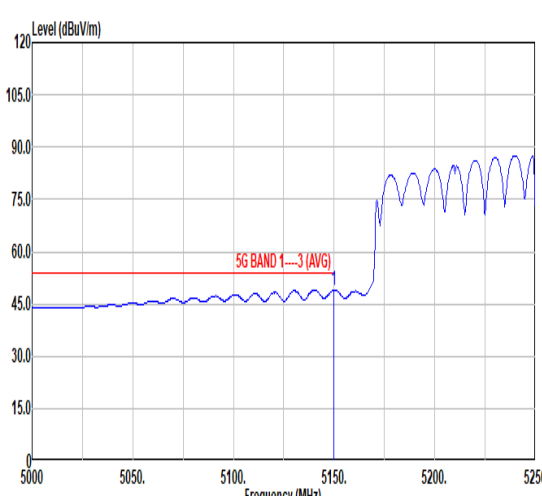
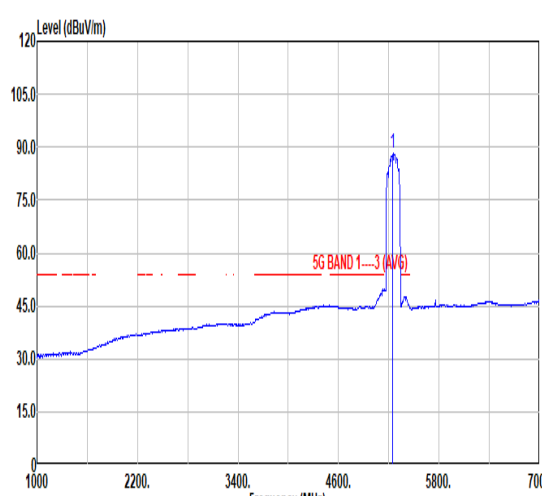


Mode	40																																							
	Band Edge - R																																							
	U-NII-2C_5.47-5.725_802.11ax HE80_CH106_Full RU_5530MHz																																							
ANT	CDD 9+10																																							
Pol.	Vertical	Fundamental																																						
Peak	<table border="1"> <thead> <tr> <th>Limit</th> <th>Read</th> <th>Ant</th> <th>Cable</th> <th>Preamp</th> <th>Aux</th> <th>APos</th> <th>TPos</th> <th>Remark</th> </tr> <tr> <th>Freq</th> <th>Level</th> <th>Line Margin</th> <th>Level Factor</th> <th>Loss Factor</th> <th>Loss Factor</th> <th>Factor</th> <th></th> <th></th> </tr> <tr> <th>MHz</th> <th>dBuV/m</th> <th>dBuV/m</th> <th>dB</th> <th>dBuV</th> <th>dB/m</th> <th>dB</th> <th>dB</th> <th>cm</th> <th>deg</th> </tr> </thead> <tbody> <tr> <td>1 5743.85</td> <td>55.27</td> <td>68.30</td> <td>-13.03</td> <td>40.63</td> <td>35.18</td> <td>12.41</td> <td>32.95</td> <td>0.00</td> <td>318 267</td> </tr> </tbody> </table>	Limit	Read	Ant	Cable	Preamp	Aux	APos	TPos	Remark	Freq	Level	Line Margin	Level Factor	Loss Factor	Loss Factor	Factor			MHz	dBuV/m	dBuV/m	dB	dBuV	dB/m	dB	dB	cm	deg	1 5743.85	55.27	68.30	-13.03	40.63	35.18	12.41	32.95	0.00	318 267	Blank
Limit	Read	Ant	Cable	Preamp	Aux	APos	TPos	Remark																																
Freq	Level	Line Margin	Level Factor	Loss Factor	Loss Factor	Factor																																		
MHz	dBuV/m	dBuV/m	dB	dBuV	dB/m	dB	dB	cm	deg																															
1 5743.85	55.27	68.30	-13.03	40.63	35.18	12.41	32.95	0.00	318 267																															



Mode	40																																																																																		
	Harmonic																																																																																		
	U-NII-2C_5.47-5.725_802.11ax HE80_CH106_Full RU_5530MHz																																																																																		
ANT	CDD 9+10																																																																																		
Pol.	Horizontal	Vertical																																																																																	
Peak Avg																																																																																			
	<table border="1"> <thead> <tr> <th>Limit</th> <th>Read</th> <th>Ant</th> <th>Cable</th> <th>Preamp</th> <th>Aux</th> <th>APos</th> <th>TPos</th> <th>Remark</th> </tr> <tr> <th>Freq</th> <th>Level</th> <th>Line</th> <th>Margin</th> <th>Level</th> <th>Factor</th> <th>Loss</th> <th>Factor</th> <th>Factor</th> </tr> <tr> <th>MHz</th> <th>dBuV/m</th> <th>dBuV/m</th> <th>dB</th> <th>dBuV</th> <th>dB/m</th> <th>dB</th> <th>dB</th> <th>dB</th> <th>cm</th> <th>deg</th> </tr> </thead> <tbody> <tr> <td>1 11060.00</td> <td>49.24</td> <td>74.00</td> <td>-24.76</td> <td>55.88</td> <td>38.54</td> <td>17.43</td> <td>62.61</td> <td>0.00</td> <td>100</td> <td>360</td> <td>PEAK</td> </tr> </tbody> </table>	Limit	Read	Ant	Cable	Preamp	Aux	APos	TPos	Remark	Freq	Level	Line	Margin	Level	Factor	Loss	Factor	Factor	MHz	dBuV/m	dBuV/m	dB	dBuV	dB/m	dB	dB	dB	cm	deg	1 11060.00	49.24	74.00	-24.76	55.88	38.54	17.43	62.61	0.00	100	360	PEAK	<table border="1"> <thead> <tr> <th>Limit</th> <th>Read</th> <th>Ant</th> <th>Cable</th> <th>Preamp</th> <th>Aux</th> <th>APos</th> <th>TPos</th> <th>Remark</th> </tr> <tr> <th>Freq</th> <th>Level</th> <th>Line</th> <th>Margin</th> <th>Level</th> <th>Factor</th> <th>Loss</th> <th>Factor</th> <th>Factor</th> </tr> <tr> <th>MHz</th> <th>dBuV/m</th> <th>dBuV/m</th> <th>dB</th> <th>dBuV</th> <th>dB/m</th> <th>dB</th> <th>dB</th> <th>dB</th> <th>cm</th> <th>deg</th> </tr> </thead> <tbody> <tr> <td>1 11060.00</td> <td>49.23</td> <td>74.00</td> <td>-24.77</td> <td>55.87</td> <td>38.54</td> <td>17.43</td> <td>62.61</td> <td>0.00</td> <td>300</td> <td>360</td> <td>PEAK</td> </tr> </tbody> </table>	Limit	Read	Ant	Cable	Preamp	Aux	APos	TPos	Remark	Freq	Level	Line	Margin	Level	Factor	Loss	Factor	Factor	MHz	dBuV/m	dBuV/m	dB	dBuV	dB/m	dB	dB	dB	cm	deg	1 11060.00	49.23	74.00	-24.77	55.87	38.54	17.43	62.61	0.00	300	360
Limit	Read	Ant	Cable	Preamp	Aux	APos	TPos	Remark																																																																											
Freq	Level	Line	Margin	Level	Factor	Loss	Factor	Factor																																																																											
MHz	dBuV/m	dBuV/m	dB	dBuV	dB/m	dB	dB	dB	cm	deg																																																																									
1 11060.00	49.24	74.00	-24.76	55.88	38.54	17.43	62.61	0.00	100	360	PEAK																																																																								
Limit	Read	Ant	Cable	Preamp	Aux	APos	TPos	Remark																																																																											
Freq	Level	Line	Margin	Level	Factor	Loss	Factor	Factor																																																																											
MHz	dBuV/m	dBuV/m	dB	dBuV	dB/m	dB	dB	dB	cm	deg																																																																									
1 11060.00	49.23	74.00	-24.77	55.87	38.54	17.43	62.61	0.00	300	360	PEAK																																																																								



	41																																																																													
Mode	Band Edge - L																																																																													
	U-NII-2A_5.15-5.35_802.11ax HE160_CH50_Full RU_5250MHz																																																																													
ANT	CDD 9+10																																																																													
Pol.	Horizontal	Fundamental																																																																												
Peak	 <table border="1" style="width:100%; border-collapse: collapse; margin-top: 10px;"> <thead> <tr> <th>Limit</th> <th>Read</th> <th>Ant</th> <th>Cable</th> <th>Preamp</th> <th>Aux</th> <th>APos</th> <th>TPos</th> <th>Remark</th> </tr> <tr> <th>Freq</th> <th>Level</th> <th>Level</th> <th>Factor</th> <th>Loss</th> <th>Factor</th> <th>Factor</th> <th>Factor</th> <th></th> </tr> <tr> <th>MHz</th> <th>dBuV/m</th> <th>dBuV/m</th> <th>dB</th> <th>dBuV</th> <th>dB/m</th> <th>dB</th> <th>dB</th> <th>cm</th> <th>deg</th> </tr> </thead> <tbody> <tr> <td>1 5150.00</td> <td>60.95</td> <td>74.00</td> <td>-13.05</td> <td>47.61</td> <td>34.62</td> <td>11.86</td> <td>33.14</td> <td>0.00</td> <td>295 312 PEAK</td> </tr> </tbody> </table>	Limit	Read	Ant	Cable	Preamp	Aux	APos	TPos	Remark	Freq	Level	Level	Factor	Loss	Factor	Factor	Factor		MHz	dBuV/m	dBuV/m	dB	dBuV	dB/m	dB	dB	cm	deg	1 5150.00	60.95	74.00	-13.05	47.61	34.62	11.86	33.14	0.00	295 312 PEAK	 <table border="1" style="width:100%; border-collapse: collapse; margin-top: 10px;"> <thead> <tr> <th>Limit</th> <th>Read</th> <th>Ant</th> <th>Cable</th> <th>Preamp</th> <th>Aux</th> <th>APos</th> <th>TPos</th> <th>Remark</th> </tr> <tr> <th>Freq</th> <th>Level</th> <th>Level</th> <th>Factor</th> <th>Loss</th> <th>Factor</th> <th>Factor</th> <th>Factor</th> <th></th> </tr> <tr> <th>MHz</th> <th>dBuV/m</th> <th>dBuV/m</th> <th>dB</th> <th>dBuV</th> <th>dB/m</th> <th>dB</th> <th>dB</th> <th>cm</th> <th>deg</th> </tr> </thead> <tbody> <tr> <td>1 5250.00</td> <td>97.34</td> <td>-----</td> <td>-----</td> <td>83.77</td> <td>34.71</td> <td>11.96</td> <td>33.10</td> <td>0.00</td> <td>295 312 PEAK</td> </tr> </tbody> </table>	Limit	Read	Ant	Cable	Preamp	Aux	APos	TPos	Remark	Freq	Level	Level	Factor	Loss	Factor	Factor	Factor		MHz	dBuV/m	dBuV/m	dB	dBuV	dB/m	dB	dB	cm	deg	1 5250.00	97.34	-----	-----	83.77	34.71	11.96	33.10	0.00	295 312 PEAK
	Limit	Read	Ant	Cable	Preamp	Aux	APos	TPos	Remark																																																																					
Freq	Level	Level	Factor	Loss	Factor	Factor	Factor																																																																							
MHz	dBuV/m	dBuV/m	dB	dBuV	dB/m	dB	dB	cm	deg																																																																					
1 5150.00	60.95	74.00	-13.05	47.61	34.62	11.86	33.14	0.00	295 312 PEAK																																																																					
Limit	Read	Ant	Cable	Preamp	Aux	APos	TPos	Remark																																																																						
Freq	Level	Level	Factor	Loss	Factor	Factor	Factor																																																																							
MHz	dBuV/m	dBuV/m	dB	dBuV	dB/m	dB	dB	cm	deg																																																																					
1 5250.00	97.34	-----	-----	83.77	34.71	11.96	33.10	0.00	295 312 PEAK																																																																					
Avg	 <table border="1" style="width:100%; border-collapse: collapse; margin-top: 10px;"> <thead> <tr> <th>Limit</th> <th>Read</th> <th>Ant</th> <th>Cable</th> <th>Preamp</th> <th>Aux</th> <th>APos</th> <th>TPos</th> <th>Remark</th> </tr> <tr> <th>Freq</th> <th>Level</th> <th>Level</th> <th>Factor</th> <th>Loss</th> <th>Factor</th> <th>Factor</th> <th>Factor</th> <th></th> </tr> <tr> <th>MHz</th> <th>dBuV/m</th> <th>dBuV/m</th> <th>dB</th> <th>dBuV</th> <th>dB/m</th> <th>dB</th> <th>dB</th> <th>cm</th> <th>deg</th> </tr> </thead> <tbody> <tr> <td>1 5150.00</td> <td>49.04</td> <td>54.00</td> <td>-4.96</td> <td>35.70</td> <td>34.62</td> <td>11.86</td> <td>33.14</td> <td>0.00</td> <td>295 312 AVERAGE</td> </tr> </tbody> </table>	Limit	Read	Ant	Cable	Preamp	Aux	APos	TPos	Remark	Freq	Level	Level	Factor	Loss	Factor	Factor	Factor		MHz	dBuV/m	dBuV/m	dB	dBuV	dB/m	dB	dB	cm	deg	1 5150.00	49.04	54.00	-4.96	35.70	34.62	11.86	33.14	0.00	295 312 AVERAGE	 <table border="1" style="width:100%; border-collapse: collapse; margin-top: 10px;"> <thead> <tr> <th>Limit</th> <th>Read</th> <th>Ant</th> <th>Cable</th> <th>Preamp</th> <th>Aux</th> <th>APos</th> <th>TPos</th> <th>Remark</th> </tr> <tr> <th>Freq</th> <th>Level</th> <th>Level</th> <th>Factor</th> <th>Loss</th> <th>Factor</th> <th>Factor</th> <th>Factor</th> <th></th> </tr> <tr> <th>MHz</th> <th>dBuV/m</th> <th>dBuV/m</th> <th>dB</th> <th>dBuV</th> <th>dB/m</th> <th>dB</th> <th>dB</th> <th>cm</th> <th>deg</th> </tr> </thead> <tbody> <tr> <td>1 5250.00</td> <td>88.30</td> <td>-----</td> <td>-----</td> <td>74.73</td> <td>34.71</td> <td>11.96</td> <td>33.10</td> <td>0.00</td> <td>295 312 AVERAGE</td> </tr> </tbody> </table>	Limit	Read	Ant	Cable	Preamp	Aux	APos	TPos	Remark	Freq	Level	Level	Factor	Loss	Factor	Factor	Factor		MHz	dBuV/m	dBuV/m	dB	dBuV	dB/m	dB	dB	cm	deg	1 5250.00	88.30	-----	-----	74.73	34.71	11.96	33.10	0.00	295 312 AVERAGE
	Limit	Read	Ant	Cable	Preamp	Aux	APos	TPos	Remark																																																																					
Freq	Level	Level	Factor	Loss	Factor	Factor	Factor																																																																							
MHz	dBuV/m	dBuV/m	dB	dBuV	dB/m	dB	dB	cm	deg																																																																					
1 5150.00	49.04	54.00	-4.96	35.70	34.62	11.86	33.14	0.00	295 312 AVERAGE																																																																					
Limit	Read	Ant	Cable	Preamp	Aux	APos	TPos	Remark																																																																						
Freq	Level	Level	Factor	Loss	Factor	Factor	Factor																																																																							
MHz	dBuV/m	dBuV/m	dB	dBuV	dB/m	dB	dB	cm	deg																																																																					
1 5250.00	88.30	-----	-----	74.73	34.71	11.96	33.10	0.00	295 312 AVERAGE																																																																					



	41																																																
Mode	Band Edge - R																																																
	U-NII-2A_5.15-5.35_802.11ax HE160_CH50_Full RU_5250MHz																																																
ANT	CDD 9+10																																																
Pol.	Horizontal	Fundamental																																															
Peak	<table border="1"> <thead> <tr> <th>Limit</th> <th>Read</th> <th>Ant</th> <th>Cable</th> <th>Preamp</th> <th>Aux</th> <th>APos</th> <th>TPos</th> </tr> <tr> <th>Freq</th> <th>Level</th> <th>Line</th> <th>Margin</th> <th>Level</th> <th>Factor</th> <th>Loss</th> <th>Factor</th> <th>Factor</th> <th>Factor</th> <th>cm</th> <th>deg</th> <th>Remark</th> </tr> <tr> <th>MHz</th> <th>dBuV/m</th> <th>dBuV/m</th> <th>dB</th> <th>dBuV</th> <th>dB/m</th> <th>dB</th> <th>dB</th> <th>dB</th> <th>dB</th> <th>cm</th> <th>deg</th> <th></th> </tr> </thead> <tbody> <tr> <td>1</td> <td>5409.60</td> <td>58.23</td> <td>74.00</td> <td>-15.77</td> <td>44.36</td> <td>34.83</td> <td>12.10</td> <td>33.06</td> <td>0.00</td> <td>295</td> <td>312</td> <td>PEAK</td> </tr> </tbody> </table>	Limit	Read	Ant	Cable	Preamp	Aux	APos	TPos	Freq	Level	Line	Margin	Level	Factor	Loss	Factor	Factor	Factor	cm	deg	Remark	MHz	dBuV/m	dBuV/m	dB	dBuV	dB/m	dB	dB	dB	dB	cm	deg		1	5409.60	58.23	74.00	-15.77	44.36	34.83	12.10	33.06	0.00	295	312	PEAK	Blank
	Limit	Read	Ant	Cable	Preamp	Aux	APos	TPos																																									
Freq	Level	Line	Margin	Level	Factor	Loss	Factor	Factor	Factor	cm	deg	Remark																																					
MHz	dBuV/m	dBuV/m	dB	dBuV	dB/m	dB	dB	dB	dB	cm	deg																																						
1	5409.60	58.23	74.00	-15.77	44.36	34.83	12.10	33.06	0.00	295	312	PEAK																																					
Avg	<table border="1"> <thead> <tr> <th>Limit</th> <th>Read</th> <th>Ant</th> <th>Cable</th> <th>Preamp</th> <th>Aux</th> <th>APos</th> <th>TPos</th> </tr> <tr> <th>Freq</th> <th>Level</th> <th>Line</th> <th>Margin</th> <th>Level</th> <th>Factor</th> <th>Loss</th> <th>Factor</th> <th>Factor</th> <th>Factor</th> <th>cm</th> <th>deg</th> <th>Remark</th> </tr> <tr> <th>MHz</th> <th>dBuV/m</th> <th>dBuV/m</th> <th>dB</th> <th>dBuV</th> <th>dB/m</th> <th>dB</th> <th>dB</th> <th>dB</th> <th>dB</th> <th>cm</th> <th>deg</th> <th></th> </tr> </thead> <tbody> <tr> <td>1</td> <td>5399.52</td> <td>47.34</td> <td>54.00</td> <td>-6.66</td> <td>33.49</td> <td>34.82</td> <td>12.09</td> <td>33.06</td> <td>0.00</td> <td>295</td> <td>312</td> <td>AVERAGE</td> </tr> </tbody> </table>	Limit	Read	Ant	Cable	Preamp	Aux	APos	TPos	Freq	Level	Line	Margin	Level	Factor	Loss	Factor	Factor	Factor	cm	deg	Remark	MHz	dBuV/m	dBuV/m	dB	dBuV	dB/m	dB	dB	dB	dB	cm	deg		1	5399.52	47.34	54.00	-6.66	33.49	34.82	12.09	33.06	0.00	295	312	AVERAGE	Blank
Limit	Read	Ant	Cable	Preamp	Aux	APos	TPos																																										
Freq	Level	Line	Margin	Level	Factor	Loss	Factor	Factor	Factor	cm	deg	Remark																																					
MHz	dBuV/m	dBuV/m	dB	dBuV	dB/m	dB	dB	dB	dB	cm	deg																																						
1	5399.52	47.34	54.00	-6.66	33.49	34.82	12.09	33.06	0.00	295	312	AVERAGE																																					



		41																																																																																
Mode	Band Edge - L																																																																																	
	U-NII-2A_5.15-5.35_802.11ax HE160_CH50_Full RU_5250MHz																																																																																	
ANT	CDD 9+10																																																																																	
Pol.	Vertical	Fundamental																																																																																
Peak																																																																																		
	<table border="1"> <thead> <tr> <th>Limit</th> <th>Read</th> <th>Ant</th> <th>Cable</th> <th>Preamp</th> <th>Aux</th> <th>APos</th> <th>TPos</th> <th colspan="2">Remark</th> </tr> <tr> <th>Freq</th> <th>Level</th> <th>Line Margin</th> <th>Level Factor</th> <th>Loss Factor</th> <th>Factor</th> <th>Factor</th> <th>Factor</th> <th>cm</th> <th>deg</th> </tr> <tr> <th>MHz</th> <th>dBuV/m</th> <th>dBuV/m</th> <th>dB</th> <th>dBuV</th> <th>dB/m</th> <th>dB</th> <th>dB</th> <th>dB</th> <th>cm</th> </tr> </thead> <tbody> <tr> <td>1 5101.25</td> <td>59.22</td> <td>74.00</td> <td>-14.78</td> <td>45.98</td> <td>34.58</td> <td>11.82</td> <td>33.16</td> <td>0.00</td> <td>319 231 PEAK</td> </tr> </tbody> </table>	Limit	Read	Ant	Cable	Preamp	Aux	APos	TPos	Remark		Freq	Level	Line Margin	Level Factor	Loss Factor	Factor	Factor	Factor	cm	deg	MHz	dBuV/m	dBuV/m	dB	dBuV	dB/m	dB	dB	dB	cm	1 5101.25	59.22	74.00	-14.78	45.98	34.58	11.82	33.16	0.00	319 231 PEAK	<table border="1"> <thead> <tr> <th>Limit</th> <th>Read</th> <th>Ant</th> <th>Cable</th> <th>Preamp</th> <th>Aux</th> <th>APos</th> <th>TPos</th> <th colspan="2">Remark</th> </tr> <tr> <th>Freq</th> <th>Level</th> <th>Line Margin</th> <th>Level Factor</th> <th>Loss Factor</th> <th>Factor</th> <th>Factor</th> <th>Factor</th> <th>cm</th> <th>deg</th> </tr> <tr> <th>MHz</th> <th>dBuV/m</th> <th>dBuV/m</th> <th>dB</th> <th>dBuV</th> <th>dB/m</th> <th>dB</th> <th>dB</th> <th>dB</th> <th>cm</th> </tr> </thead> <tbody> <tr> <td>1 5250.00</td> <td>98.40</td> <td>-----</td> <td>-----</td> <td>84.89</td> <td>34.68</td> <td>11.94</td> <td>33.11</td> <td>0.00</td> <td>319 231 PEAK</td> </tr> </tbody> </table>		Limit	Read	Ant	Cable	Preamp	Aux	APos	TPos	Remark		Freq	Level	Line Margin	Level Factor	Loss Factor	Factor	Factor	Factor	cm	deg	MHz	dBuV/m	dBuV/m	dB	dBuV	dB/m	dB	dB	dB	cm	1 5250.00	98.40	-----	-----	84.89	34.68	11.94	33.11	0.00
Limit	Read	Ant	Cable	Preamp	Aux	APos	TPos	Remark																																																																										
Freq	Level	Line Margin	Level Factor	Loss Factor	Factor	Factor	Factor	cm	deg																																																																									
MHz	dBuV/m	dBuV/m	dB	dBuV	dB/m	dB	dB	dB	cm																																																																									
1 5101.25	59.22	74.00	-14.78	45.98	34.58	11.82	33.16	0.00	319 231 PEAK																																																																									
Limit	Read	Ant	Cable	Preamp	Aux	APos	TPos	Remark																																																																										
Freq	Level	Line Margin	Level Factor	Loss Factor	Factor	Factor	Factor	cm	deg																																																																									
MHz	dBuV/m	dBuV/m	dB	dBuV	dB/m	dB	dB	dB	cm																																																																									
1 5250.00	98.40	-----	-----	84.89	34.68	11.94	33.11	0.00	319 231 PEAK																																																																									
Avg																																																																																		
	<table border="1"> <thead> <tr> <th>Limit</th> <th>Read</th> <th>Ant</th> <th>Cable</th> <th>Preamp</th> <th>Aux</th> <th>APos</th> <th>TPos</th> <th colspan="2">Remark</th> </tr> <tr> <th>Freq</th> <th>Level</th> <th>Line Margin</th> <th>Level Factor</th> <th>Loss Factor</th> <th>Factor</th> <th>Factor</th> <th>Factor</th> <th>cm</th> <th>deg</th> </tr> <tr> <th>MHz</th> <th>dBuV/m</th> <th>dBuV/m</th> <th>dB</th> <th>dBuV</th> <th>dB/m</th> <th>dB</th> <th>dB</th> <th>dB</th> <th>cm</th> </tr> </thead> <tbody> <tr> <td>1 5128.50</td> <td>48.33</td> <td>54.00</td> <td>-5.67</td> <td>35.03</td> <td>34.60</td> <td>11.85</td> <td>33.15</td> <td>0.00</td> <td>319 231 AVERAGE</td> </tr> </tbody> </table>	Limit	Read	Ant	Cable	Preamp	Aux	APos	TPos	Remark		Freq	Level	Line Margin	Level Factor	Loss Factor	Factor	Factor	Factor	cm	deg	MHz	dBuV/m	dBuV/m	dB	dBuV	dB/m	dB	dB	dB	cm	1 5128.50	48.33	54.00	-5.67	35.03	34.60	11.85	33.15	0.00	319 231 AVERAGE	<table border="1"> <thead> <tr> <th>Limit</th> <th>Read</th> <th>Ant</th> <th>Cable</th> <th>Preamp</th> <th>Aux</th> <th>APos</th> <th>TPos</th> <th colspan="2">Remark</th> </tr> <tr> <th>Freq</th> <th>Level</th> <th>Line Margin</th> <th>Level Factor</th> <th>Loss Factor</th> <th>Factor</th> <th>Factor</th> <th>Factor</th> <th>cm</th> <th>deg</th> </tr> <tr> <th>MHz</th> <th>dBuV/m</th> <th>dBuV/m</th> <th>dB</th> <th>dBuV</th> <th>dB/m</th> <th>dB</th> <th>dB</th> <th>dB</th> <th>cm</th> </tr> </thead> <tbody> <tr> <td>1 5250.00</td> <td>88.85</td> <td>-----</td> <td>-----</td> <td>75.34</td> <td>34.68</td> <td>11.94</td> <td>33.11</td> <td>0.00</td> <td>319 231 AVERAGE</td> </tr> </tbody> </table>		Limit	Read	Ant	Cable	Preamp	Aux	APos	TPos	Remark		Freq	Level	Line Margin	Level Factor	Loss Factor	Factor	Factor	Factor	cm	deg	MHz	dBuV/m	dBuV/m	dB	dBuV	dB/m	dB	dB	dB	cm	1 5250.00	88.85	-----	-----	75.34	34.68	11.94	33.11	0.00
Limit	Read	Ant	Cable	Preamp	Aux	APos	TPos	Remark																																																																										
Freq	Level	Line Margin	Level Factor	Loss Factor	Factor	Factor	Factor	cm	deg																																																																									
MHz	dBuV/m	dBuV/m	dB	dBuV	dB/m	dB	dB	dB	cm																																																																									
1 5128.50	48.33	54.00	-5.67	35.03	34.60	11.85	33.15	0.00	319 231 AVERAGE																																																																									
Limit	Read	Ant	Cable	Preamp	Aux	APos	TPos	Remark																																																																										
Freq	Level	Line Margin	Level Factor	Loss Factor	Factor	Factor	Factor	cm	deg																																																																									
MHz	dBuV/m	dBuV/m	dB	dBuV	dB/m	dB	dB	dB	cm																																																																									
1 5250.00	88.85	-----	-----	75.34	34.68	11.94	33.11	0.00	319 231 AVERAGE																																																																									



	41																																										
Mode	Band Edge - R																																										
	U-NII-2A_5.15-5.35_802.11ax HE160_CH50_Full RU_5250MHz																																										
ANT	CDD 9+10																																										
Pol.	Vertical	Fundamental																																									
Peak	<table border="1"> <thead> <tr> <th>Limit</th> <th>Read</th> <th>Ant</th> <th>Cable</th> <th>Preamp</th> <th>Aux</th> <th>APos</th> <th>TPos</th> <th>Remark</th> </tr> <tr> <th>Freq</th> <th>Level</th> <th>Line</th> <th>Margin</th> <th>Level</th> <th>Factor</th> <th>Loss</th> <th>Factor</th> <th>Factor</th> </tr> <tr> <th>MHz</th> <th>dBuV/m</th> <th>dBuV/m</th> <th>dB</th> <th>dBuV</th> <th>dB/m</th> <th>dB</th> <th>dB</th> <th>cm</th> <th>deg</th> </tr> </thead> <tbody> <tr> <td>1</td> <td>5357.52</td> <td>57.57</td> <td>74.00</td> <td>-16.43</td> <td>43.80</td> <td>34.79</td> <td>12.05</td> <td>33.07</td> <td>0.00</td> <td>319</td> <td>231</td> <td>PEAK</td> </tr> </tbody> </table>	Limit	Read	Ant	Cable	Preamp	Aux	APos	TPos	Remark	Freq	Level	Line	Margin	Level	Factor	Loss	Factor	Factor	MHz	dBuV/m	dBuV/m	dB	dBuV	dB/m	dB	dB	cm	deg	1	5357.52	57.57	74.00	-16.43	43.80	34.79	12.05	33.07	0.00	319	231	PEAK	Blank
Limit	Read	Ant	Cable	Preamp	Aux	APos	TPos	Remark																																			
Freq	Level	Line	Margin	Level	Factor	Loss	Factor	Factor																																			
MHz	dBuV/m	dBuV/m	dB	dBuV	dB/m	dB	dB	cm	deg																																		
1	5357.52	57.57	74.00	-16.43	43.80	34.79	12.05	33.07	0.00	319	231	PEAK																															
Avg	<table border="1"> <thead> <tr> <th>Limit</th> <th>Read</th> <th>Ant</th> <th>Cable</th> <th>Preamp</th> <th>Aux</th> <th>APos</th> <th>TPos</th> <th>Remark</th> </tr> <tr> <th>Freq</th> <th>Level</th> <th>Line</th> <th>Margin</th> <th>Level</th> <th>Factor</th> <th>Loss</th> <th>Factor</th> <th>Factor</th> </tr> <tr> <th>MHz</th> <th>dBuV/m</th> <th>dBuV/m</th> <th>dB</th> <th>dBuV</th> <th>dB/m</th> <th>dB</th> <th>dB</th> <th>cm</th> <th>deg</th> </tr> </thead> <tbody> <tr> <td>1</td> <td>5377.47</td> <td>47.52</td> <td>54.00</td> <td>-6.48</td> <td>33.72</td> <td>34.00</td> <td>12.07</td> <td>33.07</td> <td>0.00</td> <td>319</td> <td>231</td> <td>AVERAGE</td> </tr> </tbody> </table>	Limit	Read	Ant	Cable	Preamp	Aux	APos	TPos	Remark	Freq	Level	Line	Margin	Level	Factor	Loss	Factor	Factor	MHz	dBuV/m	dBuV/m	dB	dBuV	dB/m	dB	dB	cm	deg	1	5377.47	47.52	54.00	-6.48	33.72	34.00	12.07	33.07	0.00	319	231	AVERAGE	Blank
Limit	Read	Ant	Cable	Preamp	Aux	APos	TPos	Remark																																			
Freq	Level	Line	Margin	Level	Factor	Loss	Factor	Factor																																			
MHz	dBuV/m	dBuV/m	dB	dBuV	dB/m	dB	dB	cm	deg																																		
1	5377.47	47.52	54.00	-6.48	33.72	34.00	12.07	33.07	0.00	319	231	AVERAGE																															



Mode	41																																																																														
	Harmonic																																																																														
	U-NII-2A_5.15-5.35_802.11ax HE160_CH50_Full RU_5250MHz																																																																														
ANT	CDD 9+10																																																																														
Pol.	Horizontal	Vertical																																																																													
Peak Avg																																																																															
	<table border="1"> <thead> <tr> <th>Limit</th> <th>Read</th> <th>Ant</th> <th>Cable</th> <th>Preamp</th> <th>Aux</th> <th>APos</th> <th>TPos</th> <th>Remark</th> </tr> <tr> <th>Freq</th> <th>Level</th> <th>Line Margin</th> <th>Level Factor</th> <th>Loss Factor</th> <th>Factor</th> <th></th> <th></th> <th></th> </tr> <tr> <th>MHz</th> <th>dBuV/m</th> <th>dBuV/m</th> <th>dB</th> <th>dBuV</th> <th>dB/m</th> <th>dB</th> <th>dB</th> <th>cm</th> <th>deg</th> </tr> </thead> <tbody> <tr> <td>1 10500.00</td> <td>44.73</td> <td>68.30</td> <td>-23.57</td> <td>52.72</td> <td>38.15</td> <td>16.97</td> <td>63.11</td> <td>0.00</td> <td>300</td> <td>0 PEAK</td> </tr> </tbody> </table>	Limit	Read	Ant	Cable	Preamp	Aux	APos	TPos	Remark	Freq	Level	Line Margin	Level Factor	Loss Factor	Factor				MHz	dBuV/m	dBuV/m	dB	dBuV	dB/m	dB	dB	cm	deg	1 10500.00	44.73	68.30	-23.57	52.72	38.15	16.97	63.11	0.00	300	0 PEAK	<table border="1"> <thead> <tr> <th>Limit</th> <th>Read</th> <th>Ant</th> <th>Cable</th> <th>Preamp</th> <th>Aux</th> <th>APos</th> <th>TPos</th> <th>Remark</th> </tr> <tr> <th>Freq</th> <th>Level</th> <th>Line Margin</th> <th>Level Factor</th> <th>Loss Factor</th> <th>Factor</th> <th></th> <th></th> <th></th> </tr> <tr> <th>MHz</th> <th>dBuV/m</th> <th>dBuV/m</th> <th>dB</th> <th>dBuV</th> <th>dB/m</th> <th>dB</th> <th>dB</th> <th>cm</th> <th>deg</th> </tr> </thead> <tbody> <tr> <td>1 10500.00</td> <td>45.03</td> <td>68.30</td> <td>-23.27</td> <td>53.02</td> <td>38.15</td> <td>16.97</td> <td>63.11</td> <td>0.00</td> <td>100</td> <td>0 PEAK</td> </tr> </tbody> </table>	Limit	Read	Ant	Cable	Preamp	Aux	APos	TPos	Remark	Freq	Level	Line Margin	Level Factor	Loss Factor	Factor				MHz	dBuV/m	dBuV/m	dB	dBuV	dB/m	dB	dB	cm	deg	1 10500.00	45.03	68.30	-23.27	53.02	38.15	16.97	63.11	0.00	100
Limit	Read	Ant	Cable	Preamp	Aux	APos	TPos	Remark																																																																							
Freq	Level	Line Margin	Level Factor	Loss Factor	Factor																																																																										
MHz	dBuV/m	dBuV/m	dB	dBuV	dB/m	dB	dB	cm	deg																																																																						
1 10500.00	44.73	68.30	-23.57	52.72	38.15	16.97	63.11	0.00	300	0 PEAK																																																																					
Limit	Read	Ant	Cable	Preamp	Aux	APos	TPos	Remark																																																																							
Freq	Level	Line Margin	Level Factor	Loss Factor	Factor																																																																										
MHz	dBuV/m	dBuV/m	dB	dBuV	dB/m	dB	dB	cm	deg																																																																						
1 10500.00	45.03	68.30	-23.27	53.02	38.15	16.97	63.11	0.00	100	0 PEAK																																																																					

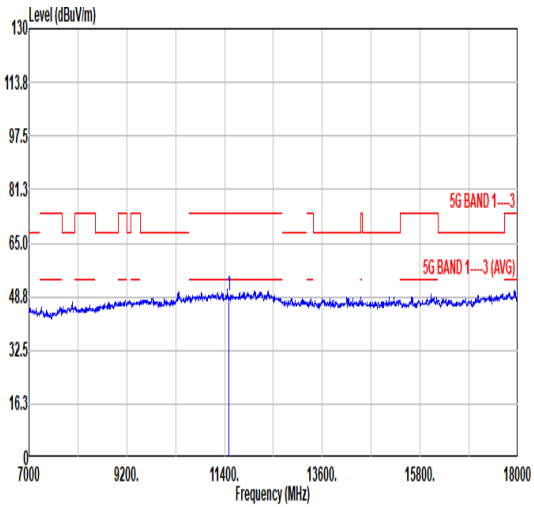
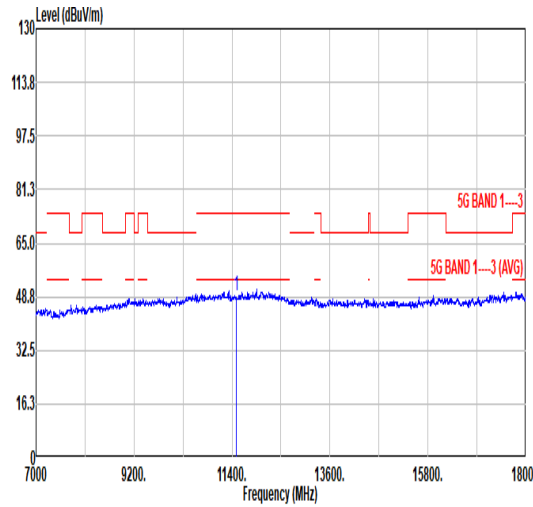


		42																																																																																																																													
Mode	Band Edge																																																																																																																														
	U-NII-3_5.725-5.85_802.11a_CH149_5745MHz																																																																																																																														
ANT	CDD 9+10																																																																																																																														
Pol.	Horizontal	Fundamental																																																																																																																													
Peak																																																																																																																															
	<table border="1"> <thead> <tr> <th></th> <th>Limit</th> <th>Read</th> <th>Ant</th> <th>Cable</th> <th>Preamp</th> <th>Aux</th> <th>APos</th> <th>TPos</th> <th></th> </tr> <tr> <th>Freq</th> <th>Level</th> <th>Line Margin</th> <th>Level Factor</th> <th>Loss Factor</th> <th>Loss Factor</th> <th>Factor</th> <th></th> <th></th> <th>Remark</th> </tr> <tr> <th></th> <th>MHz</th> <th>dBuV/m</th> <th>dBuV/m</th> <th>dB</th> <th>dBuV</th> <th>dB/m</th> <th>dB</th> <th>dB</th> <th>cm</th> <th>deg</th> </tr> </thead> <tbody> <tr> <td>1</td> <td>5629.29</td> <td>57.44</td> <td>68.30</td> <td>-10.86</td> <td>43.07</td> <td>35.05</td> <td>12.30</td> <td>32.98</td> <td>0.00</td> <td>100</td> <td>101 PEAK</td> </tr> <tr> <td>2</td> <td>5650.46</td> <td>53.98</td> <td>68.64</td> <td>-14.66</td> <td>39.55</td> <td>35.08</td> <td>12.32</td> <td>32.97</td> <td>0.00</td> <td>100</td> <td>101 PEAK</td> </tr> <tr> <td>3</td> <td>5718.61</td> <td>66.25</td> <td>110.51</td> <td>-44.26</td> <td>51.67</td> <td>35.15</td> <td>12.38</td> <td>32.95</td> <td>0.00</td> <td>100</td> <td>101 PEAK</td> </tr> <tr> <td>4</td> <td>5722.38</td> <td>69.31</td> <td>116.33</td> <td>-47.02</td> <td>54.72</td> <td>35.16</td> <td>12.38</td> <td>32.95</td> <td>0.00</td> <td>100</td> <td>101 PEAK</td> </tr> </tbody> </table>				Limit	Read	Ant	Cable	Preamp	Aux	APos	TPos		Freq	Level	Line Margin	Level Factor	Loss Factor	Loss Factor	Factor			Remark		MHz	dBuV/m	dBuV/m	dB	dBuV	dB/m	dB	dB	cm	deg	1	5629.29	57.44	68.30	-10.86	43.07	35.05	12.30	32.98	0.00	100	101 PEAK	2	5650.46	53.98	68.64	-14.66	39.55	35.08	12.32	32.97	0.00	100	101 PEAK	3	5718.61	66.25	110.51	-44.26	51.67	35.15	12.38	32.95	0.00	100	101 PEAK	4	5722.38	69.31	116.33	-47.02	54.72	35.16	12.38	32.95	0.00	100	101 PEAK	<table border="1"> <thead> <tr> <th></th> <th>Limit</th> <th>Read</th> <th>Ant</th> <th>Cable</th> <th>Preamp</th> <th>Aux</th> <th>APos</th> <th>TPos</th> <th></th> </tr> <tr> <th>Freq</th> <th>Level</th> <th>Line Margin</th> <th>Level Factor</th> <th>Loss Factor</th> <th>Loss Factor</th> <th>Factor</th> <th></th> <th></th> <th>Remark</th> </tr> <tr> <th></th> <th>MHz</th> <th>dBuV/m</th> <th>dBuV/m</th> <th>dB</th> <th>dBuV</th> <th>dB/m</th> <th>dB</th> <th>dB</th> <th>cm</th> <th>deg</th> </tr> </thead> <tbody> <tr> <td>1</td> <td>5745.00</td> <td>108.84</td> <td>-----</td> <td>-----</td> <td>94.17</td> <td>35.19</td> <td>12.42</td> <td>32.94</td> <td>0.00</td> <td>100</td> <td>101 PEAK</td> </tr> </tbody> </table>				Limit	Read	Ant	Cable	Preamp	Aux	APos	TPos		Freq	Level	Line Margin	Level Factor	Loss Factor	Loss Factor	Factor			Remark		MHz	dBuV/m	dBuV/m	dB	dBuV	dB/m	dB	dB	cm	deg	1	5745.00	108.84	-----	-----	94.17	35.19	12.42	32.94	0.00	100
	Limit	Read	Ant	Cable	Preamp	Aux	APos	TPos																																																																																																																							
Freq	Level	Line Margin	Level Factor	Loss Factor	Loss Factor	Factor			Remark																																																																																																																						
	MHz	dBuV/m	dBuV/m	dB	dBuV	dB/m	dB	dB	cm	deg																																																																																																																					
1	5629.29	57.44	68.30	-10.86	43.07	35.05	12.30	32.98	0.00	100	101 PEAK																																																																																																																				
2	5650.46	53.98	68.64	-14.66	39.55	35.08	12.32	32.97	0.00	100	101 PEAK																																																																																																																				
3	5718.61	66.25	110.51	-44.26	51.67	35.15	12.38	32.95	0.00	100	101 PEAK																																																																																																																				
4	5722.38	69.31	116.33	-47.02	54.72	35.16	12.38	32.95	0.00	100	101 PEAK																																																																																																																				
	Limit	Read	Ant	Cable	Preamp	Aux	APos	TPos																																																																																																																							
Freq	Level	Line Margin	Level Factor	Loss Factor	Loss Factor	Factor			Remark																																																																																																																						
	MHz	dBuV/m	dBuV/m	dB	dBuV	dB/m	dB	dB	cm	deg																																																																																																																					
1	5745.00	108.84	-----	-----	94.17	35.19	12.42	32.94	0.00	100	101 PEAK																																																																																																																				
Avg	Blank																																																																																																																														
				<table border="1"> <thead> <tr> <th></th> <th>Limit</th> <th>Read</th> <th>Ant</th> <th>Cable</th> <th>Preamp</th> <th>Aux</th> <th>APos</th> <th>TPos</th> <th></th> </tr> <tr> <th>Freq</th> <th>Level</th> <th>Line Margin</th> <th>Level Factor</th> <th>Loss Factor</th> <th>Loss Factor</th> <th>Factor</th> <th></th> <th></th> <th>Remark</th> </tr> <tr> <th></th> <th>MHz</th> <th>dBuV/m</th> <th>dBuV/m</th> <th>dB</th> <th>dBuV</th> <th>dB/m</th> <th>dB</th> <th>dB</th> <th>cm</th> <th>deg</th> </tr> </thead> <tbody> <tr> <td>1</td> <td>5745.00</td> <td>100.79</td> <td>-----</td> <td>-----</td> <td>86.12</td> <td>35.19</td> <td>12.42</td> <td>32.94</td> <td>0.00</td> <td>100</td> <td>101 AVERAGE</td> </tr> </tbody> </table>				Limit	Read	Ant	Cable	Preamp	Aux	APos	TPos		Freq	Level	Line Margin	Level Factor	Loss Factor	Loss Factor	Factor			Remark		MHz	dBuV/m	dBuV/m	dB	dBuV	dB/m	dB	dB	cm	deg	1	5745.00	100.79	-----	-----	86.12	35.19	12.42	32.94	0.00	100	101 AVERAGE																																																																														
	Limit	Read	Ant	Cable	Preamp	Aux	APos	TPos																																																																																																																							
Freq	Level	Line Margin	Level Factor	Loss Factor	Loss Factor	Factor			Remark																																																																																																																						
	MHz	dBuV/m	dBuV/m	dB	dBuV	dB/m	dB	dB	cm	deg																																																																																																																					
1	5745.00	100.79	-----	-----	86.12	35.19	12.42	32.94	0.00	100	101 AVERAGE																																																																																																																				



		42																																																																																																																															
Mode	Band Edge																																																																																																																																
	U-NII-3_5.725-5.85_802.11a_CH149_5745MHz																																																																																																																																
ANT	CDD 9+10																																																																																																																																
Pol.	Vertical	Fundamental																																																																																																																															
Peak																																																																																																																																	
	<table border="1"> <thead> <tr> <th></th> <th>Limit</th> <th>Read</th> <th>Ant</th> <th>Cable</th> <th>Preamp</th> <th>Aux</th> <th>APos</th> <th>TPos</th> <th></th> </tr> <tr> <th>Freq</th> <th>Level</th> <th>Line Margin</th> <th>Level</th> <th>Factor</th> <th>Loss Factor</th> <th>Factor</th> <th></th> <th></th> <th>Remark</th> </tr> <tr> <th></th> <th>MHz</th> <th>dBuV/m</th> <th>dBuV/m</th> <th>dB</th> <th>dBuV</th> <th>dB/m</th> <th>dB</th> <th>dB</th> <th>cm</th> <th>deg</th> </tr> </thead> <tbody> <tr> <td>1</td> <td>5614.21</td> <td>56.01</td> <td>68.30</td> <td>-12.29</td> <td>41.67</td> <td>35.04</td> <td>12.29</td> <td>32.99</td> <td>0.00</td> <td>341</td> <td>236</td> <td>PEAK</td> </tr> <tr> <td>2</td> <td>5650.90</td> <td>54.92</td> <td>68.97</td> <td>-14.05</td> <td>40.49</td> <td>35.08</td> <td>12.32</td> <td>32.97</td> <td>0.00</td> <td>341</td> <td>236</td> <td>PEAK</td> </tr> <tr> <td>3</td> <td>5719.77</td> <td>67.08</td> <td>110.84</td> <td>-43.76</td> <td>52.50</td> <td>35.15</td> <td>12.38</td> <td>32.95</td> <td>0.00</td> <td>341</td> <td>236</td> <td>PEAK</td> </tr> <tr> <td>4</td> <td>5720.06</td> <td>60.31</td> <td>111.04</td> <td>-50.73</td> <td>45.73</td> <td>35.15</td> <td>12.38</td> <td>32.95</td> <td>0.00</td> <td>341</td> <td>236</td> <td>PEAK</td> </tr> </tbody> </table>			Limit	Read	Ant	Cable	Preamp	Aux	APos	TPos		Freq	Level	Line Margin	Level	Factor	Loss Factor	Factor			Remark		MHz	dBuV/m	dBuV/m	dB	dBuV	dB/m	dB	dB	cm	deg	1	5614.21	56.01	68.30	-12.29	41.67	35.04	12.29	32.99	0.00	341	236	PEAK	2	5650.90	54.92	68.97	-14.05	40.49	35.08	12.32	32.97	0.00	341	236	PEAK	3	5719.77	67.08	110.84	-43.76	52.50	35.15	12.38	32.95	0.00	341	236	PEAK	4	5720.06	60.31	111.04	-50.73	45.73	35.15	12.38	32.95	0.00	341	236	PEAK	<table border="1"> <thead> <tr> <th></th> <th>Limit</th> <th>Read</th> <th>Ant</th> <th>Cable</th> <th>Preamp</th> <th>Aux</th> <th>APos</th> <th>TPos</th> <th></th> </tr> <tr> <th>Freq</th> <th>Level</th> <th>Line Margin</th> <th>Level</th> <th>Factor</th> <th>Loss Factor</th> <th>Factor</th> <th></th> <th></th> <th>Remark</th> </tr> <tr> <th></th> <th>MHz</th> <th>dBuV/m</th> <th>dBuV/m</th> <th>dB</th> <th>dBuV</th> <th>dB/m</th> <th>dB</th> <th>dB</th> <th>cm</th> <th>deg</th> </tr> </thead> <tbody> <tr> <td>1</td> <td>5745.00</td> <td>109.46</td> <td>-----</td> <td>-----</td> <td>94.83</td> <td>35.18</td> <td>12.40</td> <td>32.95</td> <td>0.00</td> <td>341</td> <td>236</td> <td>PEAK</td> </tr> </tbody> </table>		Limit	Read	Ant	Cable	Preamp	Aux	APos	TPos		Freq	Level	Line Margin	Level	Factor	Loss Factor	Factor			Remark		MHz	dBuV/m	dBuV/m	dB	dBuV	dB/m	dB	dB	cm	deg	1	5745.00	109.46	-----	-----	94.83	35.18	12.40	32.95	0.00	341	236
	Limit	Read	Ant	Cable	Preamp	Aux	APos	TPos																																																																																																																									
Freq	Level	Line Margin	Level	Factor	Loss Factor	Factor			Remark																																																																																																																								
	MHz	dBuV/m	dBuV/m	dB	dBuV	dB/m	dB	dB	cm	deg																																																																																																																							
1	5614.21	56.01	68.30	-12.29	41.67	35.04	12.29	32.99	0.00	341	236	PEAK																																																																																																																					
2	5650.90	54.92	68.97	-14.05	40.49	35.08	12.32	32.97	0.00	341	236	PEAK																																																																																																																					
3	5719.77	67.08	110.84	-43.76	52.50	35.15	12.38	32.95	0.00	341	236	PEAK																																																																																																																					
4	5720.06	60.31	111.04	-50.73	45.73	35.15	12.38	32.95	0.00	341	236	PEAK																																																																																																																					
	Limit	Read	Ant	Cable	Preamp	Aux	APos	TPos																																																																																																																									
Freq	Level	Line Margin	Level	Factor	Loss Factor	Factor			Remark																																																																																																																								
	MHz	dBuV/m	dBuV/m	dB	dBuV	dB/m	dB	dB	cm	deg																																																																																																																							
1	5745.00	109.46	-----	-----	94.83	35.18	12.40	32.95	0.00	341	236	PEAK																																																																																																																					
Avg	Blank																																																																																																																																
			<table border="1"> <thead> <tr> <th></th> <th>Limit</th> <th>Read</th> <th>Ant</th> <th>Cable</th> <th>Preamp</th> <th>Aux</th> <th>APos</th> <th>TPos</th> <th></th> </tr> <tr> <th>Freq</th> <th>Level</th> <th>Line Margin</th> <th>Level</th> <th>Factor</th> <th>Loss Factor</th> <th>Factor</th> <th></th> <th></th> <th>Remark</th> </tr> <tr> <th></th> <th>MHz</th> <th>dBuV/m</th> <th>dBuV/m</th> <th>dB</th> <th>dBuV</th> <th>dB/m</th> <th>dB</th> <th>dB</th> <th>cm</th> <th>deg</th> </tr> </thead> <tbody> <tr> <td>1</td> <td>5745.00</td> <td>101.36</td> <td>-----</td> <td>-----</td> <td>86.69</td> <td>35.19</td> <td>12.42</td> <td>32.94</td> <td>0.00</td> <td>341</td> <td>236</td> <td>AVERAGE</td> </tr> </tbody> </table>		Limit	Read	Ant	Cable	Preamp	Aux	APos	TPos		Freq	Level	Line Margin	Level	Factor	Loss Factor	Factor			Remark		MHz	dBuV/m	dBuV/m	dB	dBuV	dB/m	dB	dB	cm	deg	1	5745.00	101.36	-----	-----	86.69	35.19	12.42	32.94	0.00	341	236	AVERAGE																																																																																		
	Limit	Read	Ant	Cable	Preamp	Aux	APos	TPos																																																																																																																									
Freq	Level	Line Margin	Level	Factor	Loss Factor	Factor			Remark																																																																																																																								
	MHz	dBuV/m	dBuV/m	dB	dBuV	dB/m	dB	dB	cm	deg																																																																																																																							
1	5745.00	101.36	-----	-----	86.69	35.19	12.42	32.94	0.00	341	236	AVERAGE																																																																																																																					



Mode	42																																																																													
	Harmonic																																																																													
	U-NII-3_5.725-5.85_802.11a_CH149_5745MHZ																																																																													
ANT	CDD 9+10																																																																													
Pol.	Horizontal	Vertical																																																																												
Peak																																																																														
Avg	<table border="1"> <thead> <tr> <th>Limit</th> <th>Read</th> <th>Ant</th> <th>Cable</th> <th>Preamp</th> <th>Aux</th> <th>APos</th> <th>TPos</th> <th>Remark</th> </tr> <tr> <th>Freq</th> <th>Level</th> <th>Line Margin</th> <th>Level Factor</th> <th>Loss Factor</th> <th>Factor</th> <th></th> <th></th> <th></th> </tr> <tr> <th>MHz</th> <th>dBuV/m</th> <th>dBuV/m</th> <th>dB</th> <th>dBuV</th> <th>dB/m</th> <th>dB</th> <th>dB</th> <th>cm</th> <th>deg</th> </tr> </thead> <tbody> <tr> <td>1 11490.00</td> <td>49.27</td> <td>74.00</td> <td>-24.73</td> <td>55.15</td> <td>38.84</td> <td>17.76</td> <td>62.48</td> <td>0.00</td> <td>100 360 PEAK</td> </tr> </tbody> </table>	Limit	Read	Ant	Cable	Preamp	Aux	APos	TPos	Remark	Freq	Level	Line Margin	Level Factor	Loss Factor	Factor				MHz	dBuV/m	dBuV/m	dB	dBuV	dB/m	dB	dB	cm	deg	1 11490.00	49.27	74.00	-24.73	55.15	38.84	17.76	62.48	0.00	100 360 PEAK	<table border="1"> <thead> <tr> <th>Limit</th> <th>Read</th> <th>Ant</th> <th>Cable</th> <th>Preamp</th> <th>Aux</th> <th>APos</th> <th>TPos</th> <th>Remark</th> </tr> <tr> <th>Freq</th> <th>Level</th> <th>Line Margin</th> <th>Level Factor</th> <th>Loss Factor</th> <th>Factor</th> <th></th> <th></th> <th></th> </tr> <tr> <th>MHz</th> <th>dBuV/m</th> <th>dBuV/m</th> <th>dB</th> <th>dBuV</th> <th>dB/m</th> <th>dB</th> <th>dB</th> <th>cm</th> <th>deg</th> </tr> </thead> <tbody> <tr> <td>1 11490.00</td> <td>49.15</td> <td>74.00</td> <td>-24.85</td> <td>55.03</td> <td>38.84</td> <td>17.76</td> <td>62.48</td> <td>0.00</td> <td>100 0 PEAK</td> </tr> </tbody> </table>	Limit	Read	Ant	Cable	Preamp	Aux	APos	TPos	Remark	Freq	Level	Line Margin	Level Factor	Loss Factor	Factor				MHz	dBuV/m	dBuV/m	dB	dBuV	dB/m	dB	dB	cm	deg	1 11490.00	49.15	74.00	-24.85	55.03	38.84	17.76	62.48	0.00	100 0 PEAK
Limit	Read	Ant	Cable	Preamp	Aux	APos	TPos	Remark																																																																						
Freq	Level	Line Margin	Level Factor	Loss Factor	Factor																																																																									
MHz	dBuV/m	dBuV/m	dB	dBuV	dB/m	dB	dB	cm	deg																																																																					
1 11490.00	49.27	74.00	-24.73	55.15	38.84	17.76	62.48	0.00	100 360 PEAK																																																																					
Limit	Read	Ant	Cable	Preamp	Aux	APos	TPos	Remark																																																																						
Freq	Level	Line Margin	Level Factor	Loss Factor	Factor																																																																									
MHz	dBuV/m	dBuV/m	dB	dBuV	dB/m	dB	dB	cm	deg																																																																					
1 11490.00	49.15	74.00	-24.85	55.03	38.84	17.76	62.48	0.00	100 0 PEAK																																																																					



	43																																																																																																																											
Mode	Band Edge - L																																																																																																																											
	U-NII-3_5.725-5.85_802.11a_CH157_5785MHz																																																																																																																											
ANT	CDD 9+10																																																																																																																											
Pol.	Horizontal	Fundamental																																																																																																																										
Peak	<table border="1"> <thead> <tr> <th></th> <th>Limit</th> <th>Read</th> <th>Ant</th> <th>Cable</th> <th>Preamp</th> <th>Aux</th> <th>APos</th> <th>TPos</th> <th></th> </tr> <tr> <th>Freq</th> <th>Level</th> <th>Line Margin</th> <th>Level</th> <th>Factor</th> <th>Loss Factor</th> <th>Factor</th> <th></th> <th></th> <th>Remark</th> </tr> <tr> <th></th> <th>MHz</th> <th>dBuV/m</th> <th>dBuV/m</th> <th>dB</th> <th>dBuV</th> <th>dB/m</th> <th>dB</th> <th>dB</th> <th>cm</th> <th>deg</th> </tr> </thead> <tbody> <tr> <td>1</td> <td>5648.29</td> <td>55.91</td> <td>68.30</td> <td>-12.39</td> <td>41.50</td> <td>35.07</td> <td>12.32</td> <td>32.98</td> <td>0.00</td> <td>100</td> <td>102 PEAK</td> </tr> <tr> <td>2</td> <td>5650.32</td> <td>53.22</td> <td>68.54</td> <td>-15.32</td> <td>38.79</td> <td>35.08</td> <td>12.32</td> <td>32.97</td> <td>0.00</td> <td>100</td> <td>102 PEAK</td> </tr> <tr> <td>3</td> <td>5701.38</td> <td>54.43</td> <td>105.69</td> <td>-51.26</td> <td>39.90</td> <td>35.13</td> <td>12.36</td> <td>32.96</td> <td>0.00</td> <td>100</td> <td>102 PEAK</td> </tr> <tr> <td>4</td> <td>5720.25</td> <td>52.51</td> <td>111.47</td> <td>-58.96</td> <td>37.93</td> <td>35.15</td> <td>12.38</td> <td>32.95</td> <td>0.00</td> <td>100</td> <td>102 PEAK</td> </tr> </tbody> </table>		Limit	Read	Ant	Cable	Preamp	Aux	APos	TPos		Freq	Level	Line Margin	Level	Factor	Loss Factor	Factor			Remark		MHz	dBuV/m	dBuV/m	dB	dBuV	dB/m	dB	dB	cm	deg	1	5648.29	55.91	68.30	-12.39	41.50	35.07	12.32	32.98	0.00	100	102 PEAK	2	5650.32	53.22	68.54	-15.32	38.79	35.08	12.32	32.97	0.00	100	102 PEAK	3	5701.38	54.43	105.69	-51.26	39.90	35.13	12.36	32.96	0.00	100	102 PEAK	4	5720.25	52.51	111.47	-58.96	37.93	35.15	12.38	32.95	0.00	100	102 PEAK	<table border="1"> <thead> <tr> <th></th> <th>Limit</th> <th>Read</th> <th>Ant</th> <th>Cable</th> <th>Preamp</th> <th>Aux</th> <th>APos</th> <th>TPos</th> <th></th> </tr> <tr> <th>Freq</th> <th>Level</th> <th>Line Margin</th> <th>Level</th> <th>Factor</th> <th>Loss Factor</th> <th>Factor</th> <th></th> <th></th> <th>Remark</th> </tr> <tr> <th></th> <th>MHz</th> <th>dBuV/m</th> <th>dBuV/m</th> <th>dB</th> <th>dBuV</th> <th>dB/m</th> <th>dB</th> <th>dB</th> <th>cm</th> <th>deg</th> </tr> </thead> <tbody> <tr> <td>1</td> <td>5785.00</td> <td>108.91</td> <td>-----</td> <td>-----</td> <td>94.14</td> <td>35.24</td> <td>12.46</td> <td>32.93</td> <td>0.00</td> <td>100</td> <td>102 PEAK</td> </tr> </tbody> </table>		Limit	Read	Ant	Cable	Preamp	Aux	APos	TPos		Freq	Level	Line Margin	Level	Factor	Loss Factor	Factor			Remark		MHz	dBuV/m	dBuV/m	dB	dBuV	dB/m	dB	dB	cm	deg	1	5785.00	108.91	-----	-----	94.14	35.24	12.46	32.93	0.00	100	102 PEAK
		Limit	Read	Ant	Cable	Preamp	Aux	APos	TPos																																																																																																																			
Freq	Level	Line Margin	Level	Factor	Loss Factor	Factor			Remark																																																																																																																			
	MHz	dBuV/m	dBuV/m	dB	dBuV	dB/m	dB	dB	cm	deg																																																																																																																		
1	5648.29	55.91	68.30	-12.39	41.50	35.07	12.32	32.98	0.00	100	102 PEAK																																																																																																																	
2	5650.32	53.22	68.54	-15.32	38.79	35.08	12.32	32.97	0.00	100	102 PEAK																																																																																																																	
3	5701.38	54.43	105.69	-51.26	39.90	35.13	12.36	32.96	0.00	100	102 PEAK																																																																																																																	
4	5720.25	52.51	111.47	-58.96	37.93	35.15	12.38	32.95	0.00	100	102 PEAK																																																																																																																	
	Limit	Read	Ant	Cable	Preamp	Aux	APos	TPos																																																																																																																				
Freq	Level	Line Margin	Level	Factor	Loss Factor	Factor			Remark																																																																																																																			
	MHz	dBuV/m	dBuV/m	dB	dBuV	dB/m	dB	dB	cm	deg																																																																																																																		
1	5785.00	108.91	-----	-----	94.14	35.24	12.46	32.93	0.00	100	102 PEAK																																																																																																																	
Avg	Blank	<table border="1"> <thead> <tr> <th></th> <th>Limit</th> <th>Read</th> <th>Ant</th> <th>Cable</th> <th>Preamp</th> <th>Aux</th> <th>APos</th> <th>TPos</th> <th></th> </tr> <tr> <th>Freq</th> <th>Level</th> <th>Line Margin</th> <th>Level</th> <th>Factor</th> <th>Loss Factor</th> <th>Factor</th> <th></th> <th></th> <th>Remark</th> </tr> <tr> <th></th> <th>MHz</th> <th>dBuV/m</th> <th>dBuV/m</th> <th>dB</th> <th>dBuV</th> <th>dB/m</th> <th>dB</th> <th>dB</th> <th>cm</th> <th>deg</th> </tr> </thead> <tbody> <tr> <td>1</td> <td>5785.00</td> <td>100.63</td> <td>-----</td> <td>-----</td> <td>85.09</td> <td>35.23</td> <td>12.45</td> <td>32.94</td> <td>0.00</td> <td>100</td> <td>102 AVERAGE</td> </tr> </tbody> </table>		Limit	Read	Ant	Cable	Preamp	Aux	APos	TPos		Freq	Level	Line Margin	Level	Factor	Loss Factor	Factor			Remark		MHz	dBuV/m	dBuV/m	dB	dBuV	dB/m	dB	dB	cm	deg	1	5785.00	100.63	-----	-----	85.09	35.23	12.45	32.94	0.00	100	102 AVERAGE																																																																															
	Limit	Read	Ant	Cable	Preamp	Aux	APos	TPos																																																																																																																				
Freq	Level	Line Margin	Level	Factor	Loss Factor	Factor			Remark																																																																																																																			
	MHz	dBuV/m	dBuV/m	dB	dBuV	dB/m	dB	dB	cm	deg																																																																																																																		
1	5785.00	100.63	-----	-----	85.09	35.23	12.45	32.94	0.00	100	102 AVERAGE																																																																																																																	



Mode	43																																																																									
	Band Edge - R																																																																									
	U-NII-3_5.725-5.85_802.11a_CH157_5785MHz																																																																									
ANT	CDD 9+10																																																																									
Pol.	Horizontal	Fundamental																																																																								
Peak	<table border="1"> <thead> <tr> <th>Limit</th> <th>Read</th> <th>Ant</th> <th>Cable</th> <th>Preamp</th> <th>Aux</th> <th>APos</th> <th>TPos</th> <th>Remark</th> </tr> <tr> <th>Freq</th> <th>Level</th> <th>Line</th> <th>Margin</th> <th>Level</th> <th>Factor</th> <th>Loss</th> <th>Factor</th> <th>Factor</th> <th>cm</th> <th>deg</th> </tr> </thead> <tbody> <tr> <td>1</td> <td>5854.96</td> <td>53.61</td> <td>110.99</td> <td>-57.38</td> <td>38.74</td> <td>35.32</td> <td>12.52</td> <td>32.97</td> <td>0.00</td> <td>100</td> <td>102</td> <td>PEAK</td> </tr> <tr> <td>2</td> <td>5871.96</td> <td>54.63</td> <td>106.15</td> <td>-51.52</td> <td>39.73</td> <td>35.34</td> <td>12.54</td> <td>32.98</td> <td>0.00</td> <td>100</td> <td>102</td> <td>PEAK</td> </tr> <tr> <td>3</td> <td>5923.44</td> <td>54.16</td> <td>69.45</td> <td>-15.29</td> <td>39.17</td> <td>35.41</td> <td>12.59</td> <td>33.01</td> <td>0.00</td> <td>100</td> <td>102</td> <td>PEAK</td> </tr> <tr> <td>4</td> <td>5938.53</td> <td>54.96</td> <td>68.30</td> <td>-13.34</td> <td>39.96</td> <td>35.42</td> <td>12.60</td> <td>33.02</td> <td>0.00</td> <td>100</td> <td>102</td> <td>PEAK</td> </tr> </tbody> </table>	Limit	Read	Ant	Cable	Preamp	Aux	APos	TPos	Remark	Freq	Level	Line	Margin	Level	Factor	Loss	Factor	Factor	cm	deg	1	5854.96	53.61	110.99	-57.38	38.74	35.32	12.52	32.97	0.00	100	102	PEAK	2	5871.96	54.63	106.15	-51.52	39.73	35.34	12.54	32.98	0.00	100	102	PEAK	3	5923.44	54.16	69.45	-15.29	39.17	35.41	12.59	33.01	0.00	100	102	PEAK	4	5938.53	54.96	68.30	-13.34	39.96	35.42	12.60	33.02	0.00	100	102	PEAK	Blank
Limit	Read	Ant	Cable	Preamp	Aux	APos	TPos	Remark																																																																		
Freq	Level	Line	Margin	Level	Factor	Loss	Factor	Factor	cm	deg																																																																
1	5854.96	53.61	110.99	-57.38	38.74	35.32	12.52	32.97	0.00	100	102	PEAK																																																														
2	5871.96	54.63	106.15	-51.52	39.73	35.34	12.54	32.98	0.00	100	102	PEAK																																																														
3	5923.44	54.16	69.45	-15.29	39.17	35.41	12.59	33.01	0.00	100	102	PEAK																																																														
4	5938.53	54.96	68.30	-13.34	39.96	35.42	12.60	33.02	0.00	100	102	PEAK																																																														



		43																																																																																																																											
Mode	Band Edge - L																																																																																																																												
	U-NII-3_5.725-5.85_802.11a_CH157_5785MHz																																																																																																																												
ANT	CDD 9+10																																																																																																																												
Pol.	Vertical	Fundamental																																																																																																																											
Peak																																																																																																																													
	<table border="1"> <thead> <tr> <th></th> <th>Limit</th> <th>Read</th> <th>Ant</th> <th>Cable</th> <th>Preamp</th> <th>Aux</th> <th>APos</th> <th>TPos</th> <th></th> </tr> <tr> <th>Freq</th> <th>Level</th> <th>Line Margin</th> <th>Level</th> <th>Factor</th> <th>Loss Factor</th> <th>Factor</th> <th></th> <th></th> <th>Remark</th> </tr> <tr> <th></th> <th>MHz</th> <th>dBuV/m</th> <th>dBuV/m</th> <th>dB</th> <th>dBuV</th> <th>dB/m</th> <th>dB</th> <th>dB</th> <th>cm</th> <th>deg</th> </tr> </thead> <tbody> <tr> <td>1</td> <td>5630.53</td> <td>56.16</td> <td>68.30</td> <td>-12.14</td> <td>41.79</td> <td>35.05</td> <td>12.30</td> <td>32.98</td> <td>0.00</td> <td>137</td> <td>91 PEAK</td> </tr> <tr> <td>2</td> <td>5651.43</td> <td>54.70</td> <td>69.36</td> <td>-14.66</td> <td>40.27</td> <td>35.08</td> <td>12.32</td> <td>32.97</td> <td>0.00</td> <td>137</td> <td>91 PEAK</td> </tr> <tr> <td>3</td> <td>5706.75</td> <td>55.94</td> <td>107.19</td> <td>-51.25</td> <td>41.39</td> <td>35.14</td> <td>12.37</td> <td>32.96</td> <td>0.00</td> <td>137</td> <td>91 PEAK</td> </tr> <tr> <td>4</td> <td>5720.44</td> <td>54.32</td> <td>111.89</td> <td>-57.57</td> <td>39.74</td> <td>35.15</td> <td>12.38</td> <td>32.95</td> <td>0.00</td> <td>137</td> <td>91 PEAK</td> </tr> </tbody> </table>			Limit	Read	Ant	Cable	Preamp	Aux	APos	TPos		Freq	Level	Line Margin	Level	Factor	Loss Factor	Factor			Remark		MHz	dBuV/m	dBuV/m	dB	dBuV	dB/m	dB	dB	cm	deg	1	5630.53	56.16	68.30	-12.14	41.79	35.05	12.30	32.98	0.00	137	91 PEAK	2	5651.43	54.70	69.36	-14.66	40.27	35.08	12.32	32.97	0.00	137	91 PEAK	3	5706.75	55.94	107.19	-51.25	41.39	35.14	12.37	32.96	0.00	137	91 PEAK	4	5720.44	54.32	111.89	-57.57	39.74	35.15	12.38	32.95	0.00	137	91 PEAK	<table border="1"> <thead> <tr> <th></th> <th>Limit</th> <th>Read</th> <th>Ant</th> <th>Cable</th> <th>Preamp</th> <th>Aux</th> <th>APos</th> <th>TPos</th> <th></th> </tr> <tr> <th>Freq</th> <th>Level</th> <th>Line Margin</th> <th>Level</th> <th>Factor</th> <th>Loss Factor</th> <th>Factor</th> <th></th> <th></th> <th>Remark</th> </tr> <tr> <th></th> <th>MHz</th> <th>dBuV/m</th> <th>dBuV/m</th> <th>dB</th> <th>dBuV</th> <th>dB/m</th> <th>dB</th> <th>dB</th> <th>cm</th> <th>deg</th> </tr> </thead> <tbody> <tr> <td>1</td> <td>5785.00</td> <td>107.70</td> <td>-----</td> <td>-----</td> <td>92.93</td> <td>35.24</td> <td>12.46</td> <td>32.93</td> <td>0.00</td> <td>137</td> <td>91 PEAK</td> </tr> </tbody> </table>			Limit	Read	Ant	Cable	Preamp	Aux	APos	TPos		Freq	Level	Line Margin	Level	Factor	Loss Factor	Factor			Remark		MHz	dBuV/m	dBuV/m	dB	dBuV	dB/m	dB	dB	cm	deg	1	5785.00	107.70	-----	-----	92.93	35.24	12.46	32.93	0.00	137
	Limit	Read	Ant	Cable	Preamp	Aux	APos	TPos																																																																																																																					
Freq	Level	Line Margin	Level	Factor	Loss Factor	Factor			Remark																																																																																																																				
	MHz	dBuV/m	dBuV/m	dB	dBuV	dB/m	dB	dB	cm	deg																																																																																																																			
1	5630.53	56.16	68.30	-12.14	41.79	35.05	12.30	32.98	0.00	137	91 PEAK																																																																																																																		
2	5651.43	54.70	69.36	-14.66	40.27	35.08	12.32	32.97	0.00	137	91 PEAK																																																																																																																		
3	5706.75	55.94	107.19	-51.25	41.39	35.14	12.37	32.96	0.00	137	91 PEAK																																																																																																																		
4	5720.44	54.32	111.89	-57.57	39.74	35.15	12.38	32.95	0.00	137	91 PEAK																																																																																																																		
	Limit	Read	Ant	Cable	Preamp	Aux	APos	TPos																																																																																																																					
Freq	Level	Line Margin	Level	Factor	Loss Factor	Factor			Remark																																																																																																																				
	MHz	dBuV/m	dBuV/m	dB	dBuV	dB/m	dB	dB	cm	deg																																																																																																																			
1	5785.00	107.70	-----	-----	92.93	35.24	12.46	32.93	0.00	137	91 PEAK																																																																																																																		
Avg	Blank																																																																																																																												
			<table border="1"> <thead> <tr> <th></th> <th>Limit</th> <th>Read</th> <th>Ant</th> <th>Cable</th> <th>Preamp</th> <th>Aux</th> <th>APos</th> <th>TPos</th> <th></th> </tr> <tr> <th>Freq</th> <th>Level</th> <th>Line Margin</th> <th>Level</th> <th>Factor</th> <th>Loss Factor</th> <th>Factor</th> <th></th> <th></th> <th>Remark</th> </tr> <tr> <th></th> <th>MHz</th> <th>dBuV/m</th> <th>dBuV/m</th> <th>dB</th> <th>dBuV</th> <th>dB/m</th> <th>dB</th> <th>dB</th> <th>cm</th> <th>deg</th> </tr> </thead> <tbody> <tr> <td>1</td> <td>5785.00</td> <td>99.78</td> <td>-----</td> <td>-----</td> <td>85.01</td> <td>35.24</td> <td>12.46</td> <td>32.93</td> <td>0.00</td> <td>137</td> <td>91 AVERAGE</td> </tr> </tbody> </table>		Limit	Read	Ant	Cable	Preamp	Aux	APos	TPos		Freq	Level	Line Margin	Level	Factor	Loss Factor	Factor			Remark		MHz	dBuV/m	dBuV/m	dB	dBuV	dB/m	dB	dB	cm	deg	1	5785.00	99.78	-----	-----	85.01	35.24	12.46	32.93	0.00	137	91 AVERAGE																																																																															
	Limit	Read	Ant	Cable	Preamp	Aux	APos	TPos																																																																																																																					
Freq	Level	Line Margin	Level	Factor	Loss Factor	Factor			Remark																																																																																																																				
	MHz	dBuV/m	dBuV/m	dB	dBuV	dB/m	dB	dB	cm	deg																																																																																																																			
1	5785.00	99.78	-----	-----	85.01	35.24	12.46	32.93	0.00	137	91 AVERAGE																																																																																																																		



Mode	43																																																																			
	Band Edge - R																																																																			
	U-NII-3_5.725-5.85_802.11a_CH157_5785MHz																																																																			
ANT	CDD 9+10																																																																			
Pol.	Vertical	Fundamental																																																																		
Peak	<table border="1"> <thead> <tr> <th>Limit</th> <th>Read</th> <th>Ant</th> <th>Cable</th> <th>Preamp</th> <th>Aux</th> <th>APos</th> <th>TPos</th> <th>Remark</th> </tr> <tr> <th>Freq</th> <th>Level</th> <th>Line Margin</th> <th>Level</th> <th>Factor</th> <th>Loss Factor</th> <th>Factor</th> <th>cm</th> <th>deg</th> </tr> </thead> <tbody> <tr> <td>1 5854.80</td> <td>52.60</td> <td>111.37</td> <td>-58.77</td> <td>37.73</td> <td>35.32</td> <td>12.52</td> <td>32.97</td> <td>0.00</td> <td>137</td> <td>91</td> <td>PEAK</td> </tr> <tr> <td>2 5872.45</td> <td>54.30</td> <td>106.01</td> <td>-51.71</td> <td>39.40</td> <td>35.34</td> <td>12.54</td> <td>32.98</td> <td>0.00</td> <td>137</td> <td>91</td> <td>PEAK</td> </tr> <tr> <td>3 5922.12</td> <td>55.89</td> <td>70.43</td> <td>-14.54</td> <td>40.90</td> <td>35.41</td> <td>12.59</td> <td>33.01</td> <td>0.00</td> <td>137</td> <td>91</td> <td>PEAK</td> </tr> <tr> <td>4 5926.74</td> <td>55.28</td> <td>68.30</td> <td>-13.02</td> <td>40.30</td> <td>35.41</td> <td>12.59</td> <td>33.02</td> <td>0.00</td> <td>137</td> <td>91</td> <td>PEAK</td> </tr> </tbody> </table>	Limit	Read	Ant	Cable	Preamp	Aux	APos	TPos	Remark	Freq	Level	Line Margin	Level	Factor	Loss Factor	Factor	cm	deg	1 5854.80	52.60	111.37	-58.77	37.73	35.32	12.52	32.97	0.00	137	91	PEAK	2 5872.45	54.30	106.01	-51.71	39.40	35.34	12.54	32.98	0.00	137	91	PEAK	3 5922.12	55.89	70.43	-14.54	40.90	35.41	12.59	33.01	0.00	137	91	PEAK	4 5926.74	55.28	68.30	-13.02	40.30	35.41	12.59	33.02	0.00	137	91	PEAK	Blank
Limit	Read	Ant	Cable	Preamp	Aux	APos	TPos	Remark																																																												
Freq	Level	Line Margin	Level	Factor	Loss Factor	Factor	cm	deg																																																												
1 5854.80	52.60	111.37	-58.77	37.73	35.32	12.52	32.97	0.00	137	91	PEAK																																																									
2 5872.45	54.30	106.01	-51.71	39.40	35.34	12.54	32.98	0.00	137	91	PEAK																																																									
3 5922.12	55.89	70.43	-14.54	40.90	35.41	12.59	33.01	0.00	137	91	PEAK																																																									
4 5926.74	55.28	68.30	-13.02	40.30	35.41	12.59	33.02	0.00	137	91	PEAK																																																									

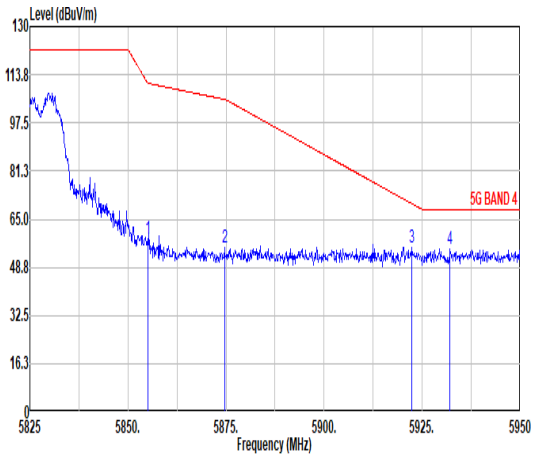
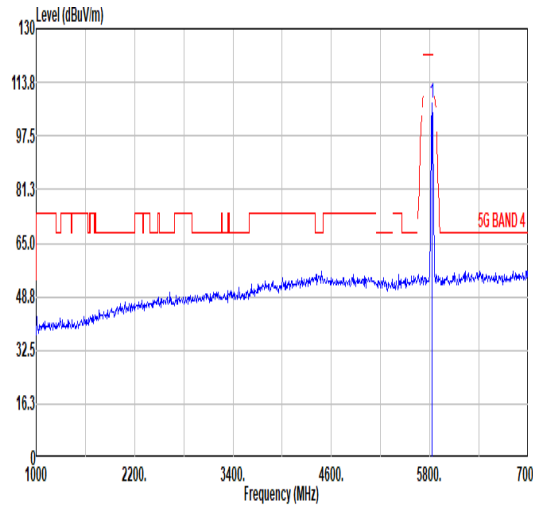
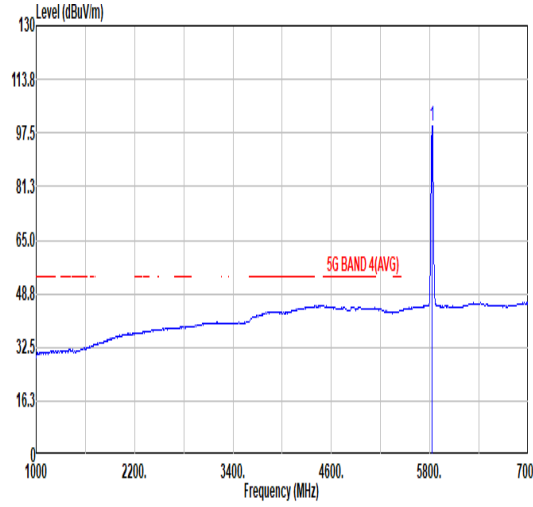


Mode	43																																																																																																													
	Harmonic																																																																																																													
	U-NII-3_5.725-5.85_802.11a_CH157_5785MHz																																																																																																													
ANT	CDD 9+10																																																																																																													
Pol.	Horizontal	Vertical																																																																																																												
Peak Avg	<table border="1"> <thead> <tr> <th>Limit</th> <th>Read</th> <th>Ant</th> <th>Cable</th> <th>Preamp</th> <th>Aux</th> <th>APos</th> <th>TPos</th> <th>Remark</th> </tr> <tr> <th>Freq</th> <th>Level</th> <th>Line Margin</th> <th>Level</th> <th>Factor</th> <th>Loss Factor</th> <th>Factor</th> <th></th> <th></th> </tr> <tr> <th>MHz</th> <th>dBuV/m</th> <th>dBuV/m</th> <th>dB</th> <th>dBuV</th> <th>dB/m</th> <th>dB</th> <th>dB</th> <th>cm</th> <th>deg</th> </tr> </thead> <tbody> <tr> <td>1</td> <td>11570.00</td> <td>53.42</td> <td>74.00</td> <td>-20.58</td> <td>59.15</td> <td>38.90</td> <td>17.82</td> <td>62.45</td> <td>0.00</td> <td>316</td> <td>70</td> <td>PEAK</td> </tr> <tr> <td>2</td> <td>11570.00</td> <td>42.27</td> <td>54.00</td> <td>-11.73</td> <td>48.00</td> <td>38.90</td> <td>17.82</td> <td>62.45</td> <td>0.00</td> <td>316</td> <td>70</td> <td>AVERAGE</td> </tr> </tbody> </table>	Limit	Read	Ant	Cable	Preamp	Aux	APos	TPos	Remark	Freq	Level	Line Margin	Level	Factor	Loss Factor	Factor			MHz	dBuV/m	dBuV/m	dB	dBuV	dB/m	dB	dB	cm	deg	1	11570.00	53.42	74.00	-20.58	59.15	38.90	17.82	62.45	0.00	316	70	PEAK	2	11570.00	42.27	54.00	-11.73	48.00	38.90	17.82	62.45	0.00	316	70	AVERAGE	<table border="1"> <thead> <tr> <th>Limit</th> <th>Read</th> <th>Ant</th> <th>Cable</th> <th>Preamp</th> <th>Aux</th> <th>APos</th> <th>TPos</th> <th>Remark</th> </tr> <tr> <th>Freq</th> <th>Level</th> <th>Line Margin</th> <th>Level</th> <th>Factor</th> <th>Loss Factor</th> <th>Factor</th> <th></th> <th></th> </tr> <tr> <th>MHz</th> <th>dBuV/m</th> <th>dBuV/m</th> <th>dB</th> <th>dBuV</th> <th>dB/m</th> <th>dB</th> <th>dB</th> <th>cm</th> <th>deg</th> </tr> </thead> <tbody> <tr> <td>1</td> <td>11570.00</td> <td>56.59</td> <td>74.00</td> <td>-17.41</td> <td>62.32</td> <td>38.90</td> <td>17.82</td> <td>62.45</td> <td>0.00</td> <td>308</td> <td>9</td> <td>PEAK</td> </tr> <tr> <td>2</td> <td>11570.00</td> <td>45.18</td> <td>54.00</td> <td>-8.82</td> <td>50.91</td> <td>38.90</td> <td>17.82</td> <td>62.45</td> <td>0.00</td> <td>308</td> <td>9</td> <td>AVERAGE</td> </tr> </tbody> </table>	Limit	Read	Ant	Cable	Preamp	Aux	APos	TPos	Remark	Freq	Level	Line Margin	Level	Factor	Loss Factor	Factor			MHz	dBuV/m	dBuV/m	dB	dBuV	dB/m	dB	dB	cm	deg	1	11570.00	56.59	74.00	-17.41	62.32	38.90	17.82	62.45	0.00	308	9	PEAK	2	11570.00	45.18	54.00	-8.82	50.91	38.90	17.82	62.45	0.00	308	9	AVERAGE
	Limit	Read	Ant	Cable	Preamp	Aux	APos	TPos	Remark																																																																																																					
Freq	Level	Line Margin	Level	Factor	Loss Factor	Factor																																																																																																								
MHz	dBuV/m	dBuV/m	dB	dBuV	dB/m	dB	dB	cm	deg																																																																																																					
1	11570.00	53.42	74.00	-20.58	59.15	38.90	17.82	62.45	0.00	316	70	PEAK																																																																																																		
2	11570.00	42.27	54.00	-11.73	48.00	38.90	17.82	62.45	0.00	316	70	AVERAGE																																																																																																		
Limit	Read	Ant	Cable	Preamp	Aux	APos	TPos	Remark																																																																																																						
Freq	Level	Line Margin	Level	Factor	Loss Factor	Factor																																																																																																								
MHz	dBuV/m	dBuV/m	dB	dBuV	dB/m	dB	dB	cm	deg																																																																																																					
1	11570.00	56.59	74.00	-17.41	62.32	38.90	17.82	62.45	0.00	308	9	PEAK																																																																																																		
2	11570.00	45.18	54.00	-8.82	50.91	38.90	17.82	62.45	0.00	308	9	AVERAGE																																																																																																		



	44																																																																																																																																
Mode	Band Edge																																																																																																																																
	U-NII-3_5.725-5.85_802.11a_CH165_5825MHz																																																																																																																																
ANT	CDD 9+10																																																																																																																																
Pol.	Horizontal	Fundamental																																																																																																																															
Peak	<table border="1"> <thead> <tr> <th></th> <th>Limit</th> <th>Read</th> <th>Ant</th> <th>Cable</th> <th>Preamp</th> <th>Aux</th> <th>APos</th> <th>TPos</th> <th></th> </tr> <tr> <th>Freq</th> <th>Level</th> <th>Line Margin</th> <th>Level</th> <th>Factor</th> <th>Loss Factor</th> <th>Factor</th> <th></th> <th></th> <th>Remark</th> </tr> <tr> <th></th> <th>MHz</th> <th>dBuV/m</th> <th>dBuV/m</th> <th>dB</th> <th>dBuV</th> <th>dB/m</th> <th>dB</th> <th>dB</th> <th>cm</th> <th>deg</th> </tr> </thead> <tbody> <tr> <td>1</td> <td>5853.25</td> <td>59.32</td> <td>114.89</td> <td>-55.57</td> <td>44.45</td> <td>35.32</td> <td>12.52</td> <td>32.97</td> <td>0.00</td> <td>335</td> <td>344</td> <td>PEAK</td> </tr> <tr> <td>2</td> <td>5875.00</td> <td>53.87</td> <td>105.30</td> <td>-51.43</td> <td>38.95</td> <td>35.35</td> <td>12.55</td> <td>32.98</td> <td>0.00</td> <td>335</td> <td>344</td> <td>PEAK</td> </tr> <tr> <td>3</td> <td>5923.00</td> <td>55.14</td> <td>69.77</td> <td>-14.63</td> <td>40.15</td> <td>35.41</td> <td>12.59</td> <td>33.01</td> <td>0.00</td> <td>335</td> <td>344</td> <td>PEAK</td> </tr> <tr> <td>4</td> <td>5948.50</td> <td>55.73</td> <td>68.30</td> <td>-12.57</td> <td>40.71</td> <td>35.43</td> <td>12.61</td> <td>33.02</td> <td>0.00</td> <td>335</td> <td>344</td> <td>PEAK</td> </tr> </tbody> </table>		Limit	Read	Ant	Cable	Preamp	Aux	APos	TPos		Freq	Level	Line Margin	Level	Factor	Loss Factor	Factor			Remark		MHz	dBuV/m	dBuV/m	dB	dBuV	dB/m	dB	dB	cm	deg	1	5853.25	59.32	114.89	-55.57	44.45	35.32	12.52	32.97	0.00	335	344	PEAK	2	5875.00	53.87	105.30	-51.43	38.95	35.35	12.55	32.98	0.00	335	344	PEAK	3	5923.00	55.14	69.77	-14.63	40.15	35.41	12.59	33.01	0.00	335	344	PEAK	4	5948.50	55.73	68.30	-12.57	40.71	35.43	12.61	33.02	0.00	335	344	PEAK	<table border="1"> <thead> <tr> <th></th> <th>Limit</th> <th>Read</th> <th>Ant</th> <th>Cable</th> <th>Preamp</th> <th>Aux</th> <th>APos</th> <th>TPos</th> <th></th> </tr> <tr> <th>Freq</th> <th>Level</th> <th>Line Margin</th> <th>Level</th> <th>Factor</th> <th>Loss Factor</th> <th>Factor</th> <th></th> <th></th> <th>Remark</th> </tr> <tr> <th></th> <th>MHz</th> <th>dBuV/m</th> <th>dBuV/m</th> <th>dB</th> <th>dBuV</th> <th>dB/m</th> <th>dB</th> <th>dB</th> <th>cm</th> <th>deg</th> </tr> </thead> <tbody> <tr> <td>1</td> <td>5825.00</td> <td>107.33</td> <td>-----</td> <td>-----</td> <td>92.51</td> <td>35.28</td> <td>12.49</td> <td>32.95</td> <td>0.00</td> <td>335</td> <td>344</td> <td>PEAK</td> </tr> </tbody> </table>		Limit	Read	Ant	Cable	Preamp	Aux	APos	TPos		Freq	Level	Line Margin	Level	Factor	Loss Factor	Factor			Remark		MHz	dBuV/m	dBuV/m	dB	dBuV	dB/m	dB	dB	cm	deg	1	5825.00	107.33	-----	-----	92.51	35.28	12.49	32.95	0.00	335	344	PEAK
	Limit	Read	Ant	Cable	Preamp	Aux	APos	TPos																																																																																																																									
Freq	Level	Line Margin	Level	Factor	Loss Factor	Factor			Remark																																																																																																																								
	MHz	dBuV/m	dBuV/m	dB	dBuV	dB/m	dB	dB	cm	deg																																																																																																																							
1	5853.25	59.32	114.89	-55.57	44.45	35.32	12.52	32.97	0.00	335	344	PEAK																																																																																																																					
2	5875.00	53.87	105.30	-51.43	38.95	35.35	12.55	32.98	0.00	335	344	PEAK																																																																																																																					
3	5923.00	55.14	69.77	-14.63	40.15	35.41	12.59	33.01	0.00	335	344	PEAK																																																																																																																					
4	5948.50	55.73	68.30	-12.57	40.71	35.43	12.61	33.02	0.00	335	344	PEAK																																																																																																																					
	Limit	Read	Ant	Cable	Preamp	Aux	APos	TPos																																																																																																																									
Freq	Level	Line Margin	Level	Factor	Loss Factor	Factor			Remark																																																																																																																								
	MHz	dBuV/m	dBuV/m	dB	dBuV	dB/m	dB	dB	cm	deg																																																																																																																							
1	5825.00	107.33	-----	-----	92.51	35.28	12.49	32.95	0.00	335	344	PEAK																																																																																																																					
Avg	Blank	<table border="1"> <thead> <tr> <th></th> <th>Limit</th> <th>Read</th> <th>Ant</th> <th>Cable</th> <th>Preamp</th> <th>Aux</th> <th>APos</th> <th>TPos</th> <th></th> </tr> <tr> <th>Freq</th> <th>Level</th> <th>Line Margin</th> <th>Level</th> <th>Factor</th> <th>Loss Factor</th> <th>Factor</th> <th></th> <th></th> <th>Remark</th> </tr> <tr> <th></th> <th>MHz</th> <th>dBuV/m</th> <th>dBuV/m</th> <th>dB</th> <th>dBuV</th> <th>dB/m</th> <th>dB</th> <th>dB</th> <th>cm</th> <th>deg</th> </tr> </thead> <tbody> <tr> <td>1</td> <td>5825.00</td> <td>99.16</td> <td>-----</td> <td>-----</td> <td>84.34</td> <td>35.28</td> <td>12.49</td> <td>32.95</td> <td>0.00</td> <td>335</td> <td>344</td> <td>AVERAGE</td> </tr> </tbody> </table>		Limit	Read	Ant	Cable	Preamp	Aux	APos	TPos		Freq	Level	Line Margin	Level	Factor	Loss Factor	Factor			Remark		MHz	dBuV/m	dBuV/m	dB	dBuV	dB/m	dB	dB	cm	deg	1	5825.00	99.16	-----	-----	84.34	35.28	12.49	32.95	0.00	335	344	AVERAGE																																																																																			
	Limit	Read	Ant	Cable	Preamp	Aux	APos	TPos																																																																																																																									
Freq	Level	Line Margin	Level	Factor	Loss Factor	Factor			Remark																																																																																																																								
	MHz	dBuV/m	dBuV/m	dB	dBuV	dB/m	dB	dB	cm	deg																																																																																																																							
1	5825.00	99.16	-----	-----	84.34	35.28	12.49	32.95	0.00	335	344	AVERAGE																																																																																																																					



	44																																																																																																																					
Mode	Band Edge																																																																																																																					
	U-NII-3_5.725-5.85_802.11a_CH165_5825MHz																																																																																																																					
ANT	CDD 9+10																																																																																																																					
Pol.	Vertical	Fundamental																																																																																																																				
Peak	 <table border="1"> <thead> <tr> <th>Limit</th> <th>Read</th> <th>Ant</th> <th>Cable</th> <th>Preamp</th> <th>Aux</th> <th>APos</th> <th>TPos</th> <th>Remark</th> </tr> <tr> <th>Freq</th> <th>Level</th> <th>Line Margin</th> <th>Level</th> <th>Factor</th> <th>Loss Factor</th> <th>Factor</th> <th></th> <th></th> </tr> <tr> <th>MHz</th> <th>dBuV/m</th> <th>dBuV/m</th> <th>dB</th> <th>dBuV</th> <th>dB/m</th> <th>dB</th> <th>dB</th> <th>cm</th> <th>deg</th> </tr> </thead> <tbody> <tr> <td>1 5855.00</td> <td>58.33</td> <td>110.90</td> <td>-52.57</td> <td>43.46</td> <td>35.32</td> <td>12.52</td> <td>32.97</td> <td>0.00</td> <td>300</td> <td>299</td> <td>PEAK</td> </tr> <tr> <td>2 5874.63</td> <td>55.57</td> <td>105.40</td> <td>-49.83</td> <td>40.66</td> <td>35.35</td> <td>12.54</td> <td>32.98</td> <td>0.00</td> <td>300</td> <td>299</td> <td>PEAK</td> </tr> <tr> <td>3 5922.25</td> <td>55.58</td> <td>70.33</td> <td>-14.75</td> <td>40.59</td> <td>35.41</td> <td>12.59</td> <td>33.01</td> <td>0.00</td> <td>300</td> <td>299</td> <td>PEAK</td> </tr> <tr> <td>4 5932.13</td> <td>54.94</td> <td>68.30</td> <td>-13.36</td> <td>39.94</td> <td>35.42</td> <td>12.60</td> <td>33.02</td> <td>0.00</td> <td>300</td> <td>299</td> <td>PEAK</td> </tr> </tbody> </table>	Limit	Read	Ant	Cable	Preamp	Aux	APos	TPos	Remark	Freq	Level	Line Margin	Level	Factor	Loss Factor	Factor			MHz	dBuV/m	dBuV/m	dB	dBuV	dB/m	dB	dB	cm	deg	1 5855.00	58.33	110.90	-52.57	43.46	35.32	12.52	32.97	0.00	300	299	PEAK	2 5874.63	55.57	105.40	-49.83	40.66	35.35	12.54	32.98	0.00	300	299	PEAK	3 5922.25	55.58	70.33	-14.75	40.59	35.41	12.59	33.01	0.00	300	299	PEAK	4 5932.13	54.94	68.30	-13.36	39.94	35.42	12.60	33.02	0.00	300	299	PEAK	 <table border="1"> <thead> <tr> <th>Limit</th> <th>Read</th> <th>Ant</th> <th>Cable</th> <th>Preamp</th> <th>Aux</th> <th>APos</th> <th>TPos</th> <th>Remark</th> </tr> <tr> <th>Freq</th> <th>Level</th> <th>Line Margin</th> <th>Level</th> <th>Factor</th> <th>Loss Factor</th> <th>Factor</th> <th></th> <th></th> </tr> <tr> <th>MHz</th> <th>dBuV/m</th> <th>dBuV/m</th> <th>dB</th> <th>dBuV</th> <th>dB/m</th> <th>dB</th> <th>dB</th> <th>cm</th> <th>deg</th> </tr> </thead> <tbody> <tr> <td>1 5825.00</td> <td>107.26</td> <td>-----</td> <td>-----</td> <td>92.44</td> <td>35.28</td> <td>12.49</td> <td>32.95</td> <td>0.00</td> <td>300</td> <td>299</td> <td>PEAK</td> </tr> </tbody> </table>	Limit	Read	Ant	Cable	Preamp	Aux	APos	TPos	Remark	Freq	Level	Line Margin	Level	Factor	Loss Factor	Factor			MHz	dBuV/m	dBuV/m	dB	dBuV	dB/m	dB	dB	cm	deg	1 5825.00	107.26	-----	-----	92.44	35.28	12.49	32.95	0.00	300	299	PEAK
Limit	Read	Ant	Cable	Preamp	Aux	APos	TPos	Remark																																																																																																														
Freq	Level	Line Margin	Level	Factor	Loss Factor	Factor																																																																																																																
MHz	dBuV/m	dBuV/m	dB	dBuV	dB/m	dB	dB	cm	deg																																																																																																													
1 5855.00	58.33	110.90	-52.57	43.46	35.32	12.52	32.97	0.00	300	299	PEAK																																																																																																											
2 5874.63	55.57	105.40	-49.83	40.66	35.35	12.54	32.98	0.00	300	299	PEAK																																																																																																											
3 5922.25	55.58	70.33	-14.75	40.59	35.41	12.59	33.01	0.00	300	299	PEAK																																																																																																											
4 5932.13	54.94	68.30	-13.36	39.94	35.42	12.60	33.02	0.00	300	299	PEAK																																																																																																											
Limit	Read	Ant	Cable	Preamp	Aux	APos	TPos	Remark																																																																																																														
Freq	Level	Line Margin	Level	Factor	Loss Factor	Factor																																																																																																																
MHz	dBuV/m	dBuV/m	dB	dBuV	dB/m	dB	dB	cm	deg																																																																																																													
1 5825.00	107.26	-----	-----	92.44	35.28	12.49	32.95	0.00	300	299	PEAK																																																																																																											
Avg	Blank	 <table border="1"> <thead> <tr> <th>Limit</th> <th>Read</th> <th>Ant</th> <th>Cable</th> <th>Preamp</th> <th>Aux</th> <th>APos</th> <th>TPos</th> <th>Remark</th> </tr> <tr> <th>Freq</th> <th>Level</th> <th>Line Margin</th> <th>Level</th> <th>Factor</th> <th>Loss Factor</th> <th>Factor</th> <th></th> <th></th> </tr> <tr> <th>MHz</th> <th>dBuV/m</th> <th>dBuV/m</th> <th>dB</th> <th>dBuV</th> <th>dB/m</th> <th>dB</th> <th>dB</th> <th>cm</th> <th>deg</th> </tr> </thead> <tbody> <tr> <td>1 5825.00</td> <td>99.81</td> <td>-----</td> <td>-----</td> <td>84.99</td> <td>35.28</td> <td>12.49</td> <td>32.95</td> <td>0.00</td> <td>300</td> <td>299</td> <td>AVERAGE</td> </tr> </tbody> </table>	Limit	Read	Ant	Cable	Preamp	Aux	APos	TPos	Remark	Freq	Level	Line Margin	Level	Factor	Loss Factor	Factor			MHz	dBuV/m	dBuV/m	dB	dBuV	dB/m	dB	dB	cm	deg	1 5825.00	99.81	-----	-----	84.99	35.28	12.49	32.95	0.00	300	299	AVERAGE																																																																												
Limit	Read	Ant	Cable	Preamp	Aux	APos	TPos	Remark																																																																																																														
Freq	Level	Line Margin	Level	Factor	Loss Factor	Factor																																																																																																																
MHz	dBuV/m	dBuV/m	dB	dBuV	dB/m	dB	dB	cm	deg																																																																																																													
1 5825.00	99.81	-----	-----	84.99	35.28	12.49	32.95	0.00	300	299	AVERAGE																																																																																																											



Mode	44																																																																																																													
	Harmonic																																																																																																													
	U-NII-3_5.725-5.85_802.11a_CH165_5825MHZ																																																																																																													
ANT	CDD 9+10																																																																																																													
Pol.	Horizontal	Vertical																																																																																																												
Peak Avg	<table border="1"> <thead> <tr> <th>Limit</th> <th>Read</th> <th>Ant</th> <th>Cable</th> <th>Preamp</th> <th>Aux</th> <th>APos</th> <th>TPos</th> <th>Remark</th> </tr> <tr> <th>Freq</th> <th>Level</th> <th>Line Margin</th> <th>Level Factor</th> <th>Loss Factor</th> <th>Loss Factor</th> <th>Factor</th> <th></th> <th></th> </tr> <tr> <th>MHz</th> <th>dBuV/m</th> <th>dBuV/m</th> <th>dB</th> <th>dBuV</th> <th>dB/m</th> <th>dB</th> <th>dB</th> <th>cm</th> <th>deg</th> </tr> </thead> <tbody> <tr> <td>1</td> <td>11650.00</td> <td>53.69</td> <td>74.00</td> <td>-20.31</td> <td>59.28</td> <td>38.96</td> <td>17.88</td> <td>62.43</td> <td>0.00</td> <td>100</td> <td>0</td> <td>PEAK</td> </tr> <tr> <td>2</td> <td>11650.00</td> <td>42.37</td> <td>54.00</td> <td>-11.63</td> <td>47.96</td> <td>38.96</td> <td>17.88</td> <td>62.43</td> <td>0.00</td> <td>100</td> <td>0</td> <td>AVERAGE</td> </tr> </tbody> </table>	Limit	Read	Ant	Cable	Preamp	Aux	APos	TPos	Remark	Freq	Level	Line Margin	Level Factor	Loss Factor	Loss Factor	Factor			MHz	dBuV/m	dBuV/m	dB	dBuV	dB/m	dB	dB	cm	deg	1	11650.00	53.69	74.00	-20.31	59.28	38.96	17.88	62.43	0.00	100	0	PEAK	2	11650.00	42.37	54.00	-11.63	47.96	38.96	17.88	62.43	0.00	100	0	AVERAGE	<table border="1"> <thead> <tr> <th>Limit</th> <th>Read</th> <th>Ant</th> <th>Cable</th> <th>Preamp</th> <th>Aux</th> <th>APos</th> <th>TPos</th> <th>Remark</th> </tr> <tr> <th>Freq</th> <th>Level</th> <th>Line Margin</th> <th>Level Factor</th> <th>Loss Factor</th> <th>Loss Factor</th> <th>Factor</th> <th></th> <th></th> </tr> <tr> <th>MHz</th> <th>dBuV/m</th> <th>dBuV/m</th> <th>dB</th> <th>dBuV</th> <th>dB/m</th> <th>dB</th> <th>dB</th> <th>cm</th> <th>deg</th> </tr> </thead> <tbody> <tr> <td>1</td> <td>11650.00</td> <td>58.87</td> <td>74.00</td> <td>-15.13</td> <td>64.46</td> <td>38.96</td> <td>17.88</td> <td>62.43</td> <td>0.00</td> <td>336</td> <td>336</td> <td>PEAK</td> </tr> <tr> <td>2</td> <td>11650.00</td> <td>46.97</td> <td>54.00</td> <td>-7.03</td> <td>52.56</td> <td>38.96</td> <td>17.88</td> <td>62.43</td> <td>0.00</td> <td>336</td> <td>336</td> <td>AVERAGE</td> </tr> </tbody> </table>	Limit	Read	Ant	Cable	Preamp	Aux	APos	TPos	Remark	Freq	Level	Line Margin	Level Factor	Loss Factor	Loss Factor	Factor			MHz	dBuV/m	dBuV/m	dB	dBuV	dB/m	dB	dB	cm	deg	1	11650.00	58.87	74.00	-15.13	64.46	38.96	17.88	62.43	0.00	336	336	PEAK	2	11650.00	46.97	54.00	-7.03	52.56	38.96	17.88	62.43	0.00	336	336	AVERAGE
	Limit	Read	Ant	Cable	Preamp	Aux	APos	TPos	Remark																																																																																																					
Freq	Level	Line Margin	Level Factor	Loss Factor	Loss Factor	Factor																																																																																																								
MHz	dBuV/m	dBuV/m	dB	dBuV	dB/m	dB	dB	cm	deg																																																																																																					
1	11650.00	53.69	74.00	-20.31	59.28	38.96	17.88	62.43	0.00	100	0	PEAK																																																																																																		
2	11650.00	42.37	54.00	-11.63	47.96	38.96	17.88	62.43	0.00	100	0	AVERAGE																																																																																																		
Limit	Read	Ant	Cable	Preamp	Aux	APos	TPos	Remark																																																																																																						
Freq	Level	Line Margin	Level Factor	Loss Factor	Loss Factor	Factor																																																																																																								
MHz	dBuV/m	dBuV/m	dB	dBuV	dB/m	dB	dB	cm	deg																																																																																																					
1	11650.00	58.87	74.00	-15.13	64.46	38.96	17.88	62.43	0.00	336	336	PEAK																																																																																																		
2	11650.00	46.97	54.00	-7.03	52.56	38.96	17.88	62.43	0.00	336	336	AVERAGE																																																																																																		



		45																																																																																																																										
Mode	Band Edge																																																																																																																											
	U-NII-3_5.725-5.85_802.11ax HE20_CH149_Full RU_5745MHz																																																																																																																											
ANT	CDD 9+10																																																																																																																											
Pol.	Horizontal	Fundamental																																																																																																																										
Peak	<table border="1"> <thead> <tr> <th></th> <th>Limit</th> <th>Read</th> <th>Ant</th> <th>Cable</th> <th>Preamp</th> <th>Aux</th> <th>APos</th> <th>TPos</th> <th></th> </tr> <tr> <th>Freq</th> <th>Level</th> <th>Line Margin</th> <th>Level</th> <th>Factor</th> <th>Loss Factor</th> <th>Factor</th> <th></th> <th></th> <th>Remark</th> </tr> <tr> <th></th> <th>MHz</th> <th>dBuV/m</th> <th>dBuV/m</th> <th>dB</th> <th>dBuV</th> <th>dB/m</th> <th>dB</th> <th>dB</th> <th>cm</th> <th>deg</th> </tr> </thead> <tbody> <tr> <td>1</td> <td>5645.68</td> <td>55.49</td> <td>68.30</td> <td>-12.81</td> <td>41.08</td> <td>35.07</td> <td>12.32</td> <td>32.98</td> <td>0.00</td> <td>100</td> <td>115 PEAK</td> </tr> <tr> <td>2</td> <td>5650.03</td> <td>53.00</td> <td>68.32</td> <td>-15.32</td> <td>38.57</td> <td>35.08</td> <td>12.32</td> <td>32.97</td> <td>0.00</td> <td>100</td> <td>115 PEAK</td> </tr> <tr> <td>3</td> <td>5719.63</td> <td>65.39</td> <td>110.80</td> <td>-45.41</td> <td>50.81</td> <td>35.15</td> <td>12.38</td> <td>32.95</td> <td>0.00</td> <td>100</td> <td>115 PEAK</td> </tr> <tr> <td>4</td> <td>5721.80</td> <td>68.14</td> <td>115.00</td> <td>-46.86</td> <td>53.55</td> <td>35.16</td> <td>12.38</td> <td>32.95</td> <td>0.00</td> <td>100</td> <td>115 PEAK</td> </tr> </tbody> </table>		Limit	Read	Ant	Cable	Preamp	Aux	APos	TPos		Freq	Level	Line Margin	Level	Factor	Loss Factor	Factor			Remark		MHz	dBuV/m	dBuV/m	dB	dBuV	dB/m	dB	dB	cm	deg	1	5645.68	55.49	68.30	-12.81	41.08	35.07	12.32	32.98	0.00	100	115 PEAK	2	5650.03	53.00	68.32	-15.32	38.57	35.08	12.32	32.97	0.00	100	115 PEAK	3	5719.63	65.39	110.80	-45.41	50.81	35.15	12.38	32.95	0.00	100	115 PEAK	4	5721.80	68.14	115.00	-46.86	53.55	35.16	12.38	32.95	0.00	100	115 PEAK	<table border="1"> <thead> <tr> <th></th> <th>Limit</th> <th>Read</th> <th>Ant</th> <th>Cable</th> <th>Preamp</th> <th>Aux</th> <th>APos</th> <th>TPos</th> <th></th> </tr> <tr> <th>Freq</th> <th>Level</th> <th>Line Margin</th> <th>Level</th> <th>Factor</th> <th>Loss Factor</th> <th>Factor</th> <th></th> <th></th> <th>Remark</th> </tr> <tr> <th></th> <th>MHz</th> <th>dBuV/m</th> <th>dBuV/m</th> <th>dB</th> <th>dBuV</th> <th>dB/m</th> <th>dB</th> <th>dB</th> <th>cm</th> <th>deg</th> </tr> </thead> <tbody> <tr> <td>1</td> <td>5745.00</td> <td>109.75</td> <td>-----</td> <td>-----</td> <td>95.08</td> <td>35.19</td> <td>12.42</td> <td>32.94</td> <td>0.00</td> <td>100</td> <td>115 PEAK</td> </tr> </tbody> </table>		Limit	Read	Ant	Cable	Preamp	Aux	APos	TPos		Freq	Level	Line Margin	Level	Factor	Loss Factor	Factor			Remark		MHz	dBuV/m	dBuV/m	dB	dBuV	dB/m	dB	dB	cm	deg	1	5745.00	109.75	-----	-----	95.08	35.19	12.42	32.94	0.00	100	115 PEAK
		Limit	Read	Ant	Cable	Preamp	Aux	APos	TPos																																																																																																																			
Freq	Level	Line Margin	Level	Factor	Loss Factor	Factor			Remark																																																																																																																			
	MHz	dBuV/m	dBuV/m	dB	dBuV	dB/m	dB	dB	cm	deg																																																																																																																		
1	5645.68	55.49	68.30	-12.81	41.08	35.07	12.32	32.98	0.00	100	115 PEAK																																																																																																																	
2	5650.03	53.00	68.32	-15.32	38.57	35.08	12.32	32.97	0.00	100	115 PEAK																																																																																																																	
3	5719.63	65.39	110.80	-45.41	50.81	35.15	12.38	32.95	0.00	100	115 PEAK																																																																																																																	
4	5721.80	68.14	115.00	-46.86	53.55	35.16	12.38	32.95	0.00	100	115 PEAK																																																																																																																	
	Limit	Read	Ant	Cable	Preamp	Aux	APos	TPos																																																																																																																				
Freq	Level	Line Margin	Level	Factor	Loss Factor	Factor			Remark																																																																																																																			
	MHz	dBuV/m	dBuV/m	dB	dBuV	dB/m	dB	dB	cm	deg																																																																																																																		
1	5745.00	109.75	-----	-----	95.08	35.19	12.42	32.94	0.00	100	115 PEAK																																																																																																																	
Avg	Blank	<table border="1"> <thead> <tr> <th></th> <th>Limit</th> <th>Read</th> <th>Ant</th> <th>Cable</th> <th>Preamp</th> <th>Aux</th> <th>APos</th> <th>TPos</th> <th></th> </tr> <tr> <th>Freq</th> <th>Level</th> <th>Line Margin</th> <th>Level</th> <th>Factor</th> <th>Loss Factor</th> <th>Factor</th> <th></th> <th></th> <th>Remark</th> </tr> <tr> <th></th> <th>MHz</th> <th>dBuV/m</th> <th>dBuV/m</th> <th>dB</th> <th>dBuV</th> <th>dB/m</th> <th>dB</th> <th>dB</th> <th>cm</th> <th>deg</th> </tr> </thead> <tbody> <tr> <td>1</td> <td>5745.00</td> <td>98.73</td> <td>-----</td> <td>-----</td> <td>84.06</td> <td>35.19</td> <td>12.42</td> <td>32.94</td> <td>0.00</td> <td>100</td> <td>115 AVERAGE</td> </tr> </tbody> </table>			Limit	Read	Ant	Cable	Preamp	Aux	APos	TPos		Freq	Level	Line Margin	Level	Factor	Loss Factor	Factor			Remark		MHz	dBuV/m	dBuV/m	dB	dBuV	dB/m	dB	dB	cm	deg	1	5745.00	98.73	-----	-----	84.06	35.19	12.42	32.94	0.00	100	115 AVERAGE																																																																														
		Limit	Read	Ant	Cable	Preamp	Aux	APos	TPos																																																																																																																			
Freq	Level	Line Margin	Level	Factor	Loss Factor	Factor			Remark																																																																																																																			
	MHz	dBuV/m	dBuV/m	dB	dBuV	dB/m	dB	dB	cm	deg																																																																																																																		
1	5745.00	98.73	-----	-----	84.06	35.19	12.42	32.94	0.00	100	115 AVERAGE																																																																																																																	



	45																																																																																																																																
Mode	Band Edge																																																																																																																																
	U-NII-3_5.725-5.85_802.11ax HE20_CH149_Full RU_5745MHz																																																																																																																																
ANT	CDD 9+10																																																																																																																																
Pol.	Vertical	Fundamental																																																																																																																															
Peak	<table border="1"> <thead> <tr> <th></th> <th>Limit</th> <th>Read</th> <th>Ant</th> <th>Cable</th> <th>Preamp</th> <th>Aux</th> <th>APos</th> <th>TPos</th> <th></th> </tr> <tr> <th>Freq</th> <th>Level</th> <th>Line Margin</th> <th>Level</th> <th>Factor</th> <th>Loss Factor</th> <th>Factor</th> <th></th> <th></th> <th>Remark</th> </tr> <tr> <th></th> <th>MHz</th> <th>dBuV/m</th> <th>dBuV/m</th> <th>dB</th> <th>dBuV</th> <th>dB/m</th> <th>dB</th> <th>dB</th> <th>cm</th> <th>deg</th> </tr> </thead> <tbody> <tr> <td>1</td> <td>5601.02</td> <td>55.14</td> <td>68.30</td> <td>-13.16</td> <td>40.83</td> <td>35.02</td> <td>12.28</td> <td>32.99</td> <td>0.00</td> <td>292</td> <td>240</td> <td>PEAK</td> </tr> <tr> <td>2</td> <td>5650.32</td> <td>54.42</td> <td>68.53</td> <td>-14.11</td> <td>39.99</td> <td>35.08</td> <td>12.32</td> <td>32.97</td> <td>0.00</td> <td>292</td> <td>240</td> <td>PEAK</td> </tr> <tr> <td>3</td> <td>5719.92</td> <td>59.92</td> <td>110.88</td> <td>-50.96</td> <td>45.34</td> <td>35.15</td> <td>12.38</td> <td>32.95</td> <td>0.00</td> <td>292</td> <td>240</td> <td>PEAK</td> </tr> <tr> <td>4</td> <td>5728.79</td> <td>61.09</td> <td>112.69</td> <td>-51.60</td> <td>46.51</td> <td>35.15</td> <td>12.38</td> <td>32.95</td> <td>0.00</td> <td>292</td> <td>240</td> <td>PEAK</td> </tr> </tbody> </table>		Limit	Read	Ant	Cable	Preamp	Aux	APos	TPos		Freq	Level	Line Margin	Level	Factor	Loss Factor	Factor			Remark		MHz	dBuV/m	dBuV/m	dB	dBuV	dB/m	dB	dB	cm	deg	1	5601.02	55.14	68.30	-13.16	40.83	35.02	12.28	32.99	0.00	292	240	PEAK	2	5650.32	54.42	68.53	-14.11	39.99	35.08	12.32	32.97	0.00	292	240	PEAK	3	5719.92	59.92	110.88	-50.96	45.34	35.15	12.38	32.95	0.00	292	240	PEAK	4	5728.79	61.09	112.69	-51.60	46.51	35.15	12.38	32.95	0.00	292	240	PEAK	<table border="1"> <thead> <tr> <th></th> <th>Limit</th> <th>Read</th> <th>Ant</th> <th>Cable</th> <th>Preamp</th> <th>Aux</th> <th>APos</th> <th>TPos</th> <th></th> </tr> <tr> <th>Freq</th> <th>Level</th> <th>Line Margin</th> <th>Level</th> <th>Factor</th> <th>Loss Factor</th> <th>Factor</th> <th></th> <th></th> <th>Remark</th> </tr> <tr> <th></th> <th>MHz</th> <th>dBuV/m</th> <th>dBuV/m</th> <th>dB</th> <th>dBuV</th> <th>dB/m</th> <th>dB</th> <th>dB</th> <th>cm</th> <th>deg</th> </tr> </thead> <tbody> <tr> <td>1</td> <td>5745.00</td> <td>105.99</td> <td>-----</td> <td>-----</td> <td>91.32</td> <td>35.19</td> <td>12.42</td> <td>32.94</td> <td>0.00</td> <td>292</td> <td>240</td> <td>PEAK</td> </tr> </tbody> </table>		Limit	Read	Ant	Cable	Preamp	Aux	APos	TPos		Freq	Level	Line Margin	Level	Factor	Loss Factor	Factor			Remark		MHz	dBuV/m	dBuV/m	dB	dBuV	dB/m	dB	dB	cm	deg	1	5745.00	105.99	-----	-----	91.32	35.19	12.42	32.94	0.00	292	240	PEAK
		Limit	Read	Ant	Cable	Preamp	Aux	APos	TPos																																																																																																																								
Freq	Level	Line Margin	Level	Factor	Loss Factor	Factor			Remark																																																																																																																								
	MHz	dBuV/m	dBuV/m	dB	dBuV	dB/m	dB	dB	cm	deg																																																																																																																							
1	5601.02	55.14	68.30	-13.16	40.83	35.02	12.28	32.99	0.00	292	240	PEAK																																																																																																																					
2	5650.32	54.42	68.53	-14.11	39.99	35.08	12.32	32.97	0.00	292	240	PEAK																																																																																																																					
3	5719.92	59.92	110.88	-50.96	45.34	35.15	12.38	32.95	0.00	292	240	PEAK																																																																																																																					
4	5728.79	61.09	112.69	-51.60	46.51	35.15	12.38	32.95	0.00	292	240	PEAK																																																																																																																					
	Limit	Read	Ant	Cable	Preamp	Aux	APos	TPos																																																																																																																									
Freq	Level	Line Margin	Level	Factor	Loss Factor	Factor			Remark																																																																																																																								
	MHz	dBuV/m	dBuV/m	dB	dBuV	dB/m	dB	dB	cm	deg																																																																																																																							
1	5745.00	105.99	-----	-----	91.32	35.19	12.42	32.94	0.00	292	240	PEAK																																																																																																																					
Avg	Blank	<table border="1"> <thead> <tr> <th></th> <th>Limit</th> <th>Read</th> <th>Ant</th> <th>Cable</th> <th>Preamp</th> <th>Aux</th> <th>APos</th> <th>TPos</th> <th></th> </tr> <tr> <th>Freq</th> <th>Level</th> <th>Line Margin</th> <th>Level</th> <th>Factor</th> <th>Loss Factor</th> <th>Factor</th> <th></th> <th></th> <th>Remark</th> </tr> <tr> <th></th> <th>MHz</th> <th>dBuV/m</th> <th>dBuV/m</th> <th>dB</th> <th>dBuV</th> <th>dB/m</th> <th>dB</th> <th>dB</th> <th>cm</th> <th>deg</th> </tr> </thead> <tbody> <tr> <td>1</td> <td>5745.00</td> <td>96.07</td> <td>-----</td> <td>-----</td> <td>81.39</td> <td>35.20</td> <td>12.42</td> <td>32.94</td> <td>0.00</td> <td>292</td> <td>240</td> <td>AVERAGE</td> </tr> </tbody> </table>		Limit	Read	Ant	Cable	Preamp	Aux	APos	TPos		Freq	Level	Line Margin	Level	Factor	Loss Factor	Factor			Remark		MHz	dBuV/m	dBuV/m	dB	dBuV	dB/m	dB	dB	cm	deg	1	5745.00	96.07	-----	-----	81.39	35.20	12.42	32.94	0.00	292	240	AVERAGE																																																																																			
	Limit	Read	Ant	Cable	Preamp	Aux	APos	TPos																																																																																																																									
Freq	Level	Line Margin	Level	Factor	Loss Factor	Factor			Remark																																																																																																																								
	MHz	dBuV/m	dBuV/m	dB	dBuV	dB/m	dB	dB	cm	deg																																																																																																																							
1	5745.00	96.07	-----	-----	81.39	35.20	12.42	32.94	0.00	292	240	AVERAGE																																																																																																																					



Mode	45																																																																												
	Harmonic																																																																												
	U-NII-3_5.725-5.85_802.11ax HE20_CH149_Full RU_5745MHz																																																																												
ANT	CDD 9+10																																																																												
Pol.	Horizontal	Vertical																																																																											
Peak Avg																																																																													
	<table border="1"> <thead> <tr> <th>Limit</th> <th>Read</th> <th>Ant</th> <th>Cable</th> <th>Preamp</th> <th>Aux</th> <th>APos</th> <th>TPos</th> <th>Remark</th> </tr> <tr> <th>Freq</th> <th>Level</th> <th>Line Margin</th> <th>Level Factor</th> <th>Loss Factor</th> <th>Factor</th> <th></th> <th></th> <th></th> </tr> <tr> <th>MHz</th> <th>dBuV/m</th> <th>dBuV/m</th> <th>dB</th> <th>dBuV</th> <th>dB/m</th> <th>dB</th> <th>dB</th> <th>cm</th> <th>deg</th> </tr> </thead> <tbody> <tr> <td>1 11490.00</td> <td>46.43</td> <td>74.00</td> <td>-27.57</td> <td>52.31</td> <td>38.84</td> <td>17.76</td> <td>62.48</td> <td>0.00</td> <td>100 360 PEAK</td> </tr> </tbody> </table>	Limit	Read	Ant	Cable	Preamp	Aux	APos	TPos	Remark	Freq	Level	Line Margin	Level Factor	Loss Factor	Factor				MHz	dBuV/m	dBuV/m	dB	dBuV	dB/m	dB	dB	cm	deg	1 11490.00	46.43	74.00	-27.57	52.31	38.84	17.76	62.48	0.00	100 360 PEAK	<table border="1"> <thead> <tr> <th>Limit</th> <th>Read</th> <th>Ant</th> <th>Cable</th> <th>Preamp</th> <th>Aux</th> <th>APos</th> <th>TPos</th> <th>Remark</th> </tr> <tr> <th>Freq</th> <th>Level</th> <th>Line Margin</th> <th>Level Factor</th> <th>Loss Factor</th> <th>Factor</th> <th></th> <th></th> <th></th> </tr> <tr> <th>MHz</th> <th>dBuV/m</th> <th>dBuV/m</th> <th>dB</th> <th>dBuV</th> <th>dB/m</th> <th>dB</th> <th>dB</th> <th>cm</th> <th>deg</th> </tr> </thead> <tbody> <tr> <td>1 11490.00</td> <td>45.99</td> <td>74.00</td> <td>-28.01</td> <td>51.87</td> <td>38.84</td> <td>17.76</td> <td>62.48</td> <td>0.00</td> <td>100 360 PEAK</td> </tr> </tbody> </table>	Limit	Read	Ant	Cable	Preamp	Aux	APos	TPos	Remark	Freq	Level	Line Margin	Level Factor	Loss Factor	Factor				MHz	dBuV/m	dBuV/m	dB	dBuV	dB/m	dB	dB	cm	deg	1 11490.00	45.99	74.00	-28.01	51.87	38.84	17.76	62.48	0.00
Limit	Read	Ant	Cable	Preamp	Aux	APos	TPos	Remark																																																																					
Freq	Level	Line Margin	Level Factor	Loss Factor	Factor																																																																								
MHz	dBuV/m	dBuV/m	dB	dBuV	dB/m	dB	dB	cm	deg																																																																				
1 11490.00	46.43	74.00	-27.57	52.31	38.84	17.76	62.48	0.00	100 360 PEAK																																																																				
Limit	Read	Ant	Cable	Preamp	Aux	APos	TPos	Remark																																																																					
Freq	Level	Line Margin	Level Factor	Loss Factor	Factor																																																																								
MHz	dBuV/m	dBuV/m	dB	dBuV	dB/m	dB	dB	cm	deg																																																																				
1 11490.00	45.99	74.00	-28.01	51.87	38.84	17.76	62.48	0.00	100 360 PEAK																																																																				



Mode	46																																																																																											
	Harmonic																																																																																											
	U-NII-3_5.725-5.85_802.11ax HE20_CH157_Full RU_5785MHz																																																																																											
ANT	CDD 9+10																																																																																											
Pol.	Horizontal	Vertical																																																																																										
Peak Avg	<table border="1"> <thead> <tr> <th>Limit</th> <th>Read</th> <th>Ant</th> <th>Cable</th> <th>Preamp</th> <th>Aux</th> <th>APos</th> <th>TPos</th> <th>Remark</th> </tr> <tr> <th>Freq</th> <th>Level</th> <th>Line</th> <th>Margin</th> <th>Level</th> <th>Factor</th> <th>Loss</th> <th>Factor</th> <th>Factor</th> </tr> <tr> <th>MHz</th> <th>dBuV/m</th> <th>dBuV/m</th> <th>dB</th> <th>dBuV</th> <th>dB/m</th> <th>dB</th> <th>dB</th> <th>dB</th> </tr> </thead> <tbody> <tr> <td>1 11583.33</td> <td>49.81</td> <td>74.00</td> <td>-24.19</td> <td>55.52</td> <td>38.91</td> <td>17.83</td> <td>62.45</td> <td>0.00</td> </tr> <tr> <td></td> <td></td> <td></td> <td></td> <td></td> <td></td> <td></td> <td></td> <td>300 141 Peak</td> </tr> </tbody> </table>	Limit	Read	Ant	Cable	Preamp	Aux	APos	TPos	Remark	Freq	Level	Line	Margin	Level	Factor	Loss	Factor	Factor	MHz	dBuV/m	dBuV/m	dB	dBuV	dB/m	dB	dB	dB	1 11583.33	49.81	74.00	-24.19	55.52	38.91	17.83	62.45	0.00									300 141 Peak	<table border="1"> <thead> <tr> <th>Limit</th> <th>Read</th> <th>Ant</th> <th>Cable</th> <th>Preamp</th> <th>Aux</th> <th>APos</th> <th>TPos</th> <th>Remark</th> </tr> <tr> <th>Freq</th> <th>Level</th> <th>Line</th> <th>Margin</th> <th>Level</th> <th>Factor</th> <th>Loss</th> <th>Factor</th> <th>Factor</th> </tr> <tr> <th>MHz</th> <th>dBuV/m</th> <th>dBuV/m</th> <th>dB</th> <th>dBuV</th> <th>dB/m</th> <th>dB</th> <th>dB</th> <th>dB</th> </tr> </thead> <tbody> <tr> <td>1 11571.60</td> <td>50.55</td> <td>74.00</td> <td>-23.45</td> <td>56.28</td> <td>38.90</td> <td>17.82</td> <td>62.45</td> <td>0.00</td> </tr> <tr> <td></td> <td></td> <td></td> <td></td> <td></td> <td></td> <td></td> <td></td> <td>300 219 Peak</td> </tr> </tbody> </table>	Limit	Read	Ant	Cable	Preamp	Aux	APos	TPos	Remark	Freq	Level	Line	Margin	Level	Factor	Loss	Factor	Factor	MHz	dBuV/m	dBuV/m	dB	dBuV	dB/m	dB	dB	dB	1 11571.60	50.55	74.00	-23.45	56.28	38.90	17.82	62.45	0.00									300 219 Peak
Limit	Read	Ant	Cable	Preamp	Aux	APos	TPos	Remark																																																																																				
Freq	Level	Line	Margin	Level	Factor	Loss	Factor	Factor																																																																																				
MHz	dBuV/m	dBuV/m	dB	dBuV	dB/m	dB	dB	dB																																																																																				
1 11583.33	49.81	74.00	-24.19	55.52	38.91	17.83	62.45	0.00																																																																																				
								300 141 Peak																																																																																				
Limit	Read	Ant	Cable	Preamp	Aux	APos	TPos	Remark																																																																																				
Freq	Level	Line	Margin	Level	Factor	Loss	Factor	Factor																																																																																				
MHz	dBuV/m	dBuV/m	dB	dBuV	dB/m	dB	dB	dB																																																																																				
1 11571.60	50.55	74.00	-23.45	56.28	38.90	17.82	62.45	0.00																																																																																				
								300 219 Peak																																																																																				



	47																																																																																																																															
Mode	Band Edge																																																																																																																															
	U-NII-3_5.725-5.85_802.11ax HE20_CH165_Full RU_5825MHz																																																																																																																															
ANT	CDD 9+10																																																																																																																															
Pol.	Horizontal	Fundamental																																																																																																																														
Peak	<table border="1"> <thead> <tr> <th>Limit</th> <th>Read</th> <th>Ant</th> <th>Cable</th> <th>Preamp</th> <th>Aux</th> <th>APos</th> <th>TPos</th> <th colspan="2"></th> </tr> <tr> <th>Freq</th> <th>Level</th> <th>Line Margin</th> <th>Level</th> <th>Factor</th> <th>Loss Factor</th> <th>Factor</th> <th></th> <th>cm</th> <th>deg</th> <th>Remark</th> </tr> <tr> <th>MHz</th> <th>dBuV/m</th> <th>dBuV/m</th> <th>dB</th> <th>dBuV</th> <th>dB/m</th> <th>dB</th> <th>dB</th> <th>dB</th> <th>cm</th> <th>deg</th> <th>Remark</th> </tr> </thead> <tbody> <tr> <td>1</td> <td>5854.75</td> <td>56.67</td> <td>111.47</td> <td>-54.80</td> <td>41.80</td> <td>35.32</td> <td>12.52</td> <td>32.97</td> <td>0.00</td> <td>304</td> <td>8 PEAK</td> </tr> <tr> <td>2</td> <td>5870.13</td> <td>56.03</td> <td>106.66</td> <td>-50.63</td> <td>41.13</td> <td>35.34</td> <td>12.54</td> <td>32.98</td> <td>0.00</td> <td>304</td> <td>8 PEAK</td> </tr> <tr> <td>3</td> <td>5923.38</td> <td>54.79</td> <td>69.50</td> <td>-14.71</td> <td>39.80</td> <td>35.41</td> <td>12.59</td> <td>33.01</td> <td>0.00</td> <td>304</td> <td>8 PEAK</td> </tr> <tr> <td>4</td> <td>5926.75</td> <td>55.05</td> <td>68.30</td> <td>-13.25</td> <td>40.07</td> <td>35.41</td> <td>12.59</td> <td>33.02</td> <td>0.00</td> <td>304</td> <td>8 PEAK</td> </tr> </tbody> </table>	Limit	Read	Ant	Cable	Preamp	Aux	APos	TPos			Freq	Level	Line Margin	Level	Factor	Loss Factor	Factor		cm	deg	Remark	MHz	dBuV/m	dBuV/m	dB	dBuV	dB/m	dB	dB	dB	cm	deg	Remark	1	5854.75	56.67	111.47	-54.80	41.80	35.32	12.52	32.97	0.00	304	8 PEAK	2	5870.13	56.03	106.66	-50.63	41.13	35.34	12.54	32.98	0.00	304	8 PEAK	3	5923.38	54.79	69.50	-14.71	39.80	35.41	12.59	33.01	0.00	304	8 PEAK	4	5926.75	55.05	68.30	-13.25	40.07	35.41	12.59	33.02	0.00	304	8 PEAK	<table border="1"> <thead> <tr> <th>Limit</th> <th>Read</th> <th>Ant</th> <th>Cable</th> <th>Preamp</th> <th>Aux</th> <th>APos</th> <th>TPos</th> <th colspan="2"></th> </tr> <tr> <th>Freq</th> <th>Level</th> <th>Line Margin</th> <th>Level</th> <th>Factor</th> <th>Loss Factor</th> <th>Factor</th> <th></th> <th>cm</th> <th>deg</th> <th>Remark</th> </tr> <tr> <th>MHz</th> <th>dBuV/m</th> <th>dBuV/m</th> <th>dB</th> <th>dBuV</th> <th>dB/m</th> <th>dB</th> <th>dB</th> <th>dB</th> <th>cm</th> <th>deg</th> <th>Remark</th> </tr> </thead> <tbody> <tr> <td>1</td> <td>5825.00</td> <td>109.40</td> <td>-----</td> <td>-----</td> <td>94.56</td> <td>35.29</td> <td>12.50</td> <td>32.95</td> <td>0.00</td> <td>304</td> <td>8 PEAK</td> </tr> </tbody> </table>	Limit	Read	Ant	Cable	Preamp	Aux	APos	TPos			Freq	Level	Line Margin	Level	Factor	Loss Factor	Factor		cm	deg	Remark	MHz	dBuV/m	dBuV/m	dB	dBuV	dB/m	dB	dB	dB	cm	deg	Remark	1	5825.00	109.40	-----	-----	94.56	35.29	12.50	32.95	0.00	304	8 PEAK
	Limit	Read	Ant	Cable	Preamp	Aux	APos	TPos																																																																																																																								
Freq	Level	Line Margin	Level	Factor	Loss Factor	Factor		cm	deg	Remark																																																																																																																						
MHz	dBuV/m	dBuV/m	dB	dBuV	dB/m	dB	dB	dB	cm	deg	Remark																																																																																																																					
1	5854.75	56.67	111.47	-54.80	41.80	35.32	12.52	32.97	0.00	304	8 PEAK																																																																																																																					
2	5870.13	56.03	106.66	-50.63	41.13	35.34	12.54	32.98	0.00	304	8 PEAK																																																																																																																					
3	5923.38	54.79	69.50	-14.71	39.80	35.41	12.59	33.01	0.00	304	8 PEAK																																																																																																																					
4	5926.75	55.05	68.30	-13.25	40.07	35.41	12.59	33.02	0.00	304	8 PEAK																																																																																																																					
Limit	Read	Ant	Cable	Preamp	Aux	APos	TPos																																																																																																																									
Freq	Level	Line Margin	Level	Factor	Loss Factor	Factor		cm	deg	Remark																																																																																																																						
MHz	dBuV/m	dBuV/m	dB	dBuV	dB/m	dB	dB	dB	cm	deg	Remark																																																																																																																					
1	5825.00	109.40	-----	-----	94.56	35.29	12.50	32.95	0.00	304	8 PEAK																																																																																																																					
Avg	Blank	<table border="1"> <thead> <tr> <th>Limit</th> <th>Read</th> <th>Ant</th> <th>Cable</th> <th>Preamp</th> <th>Aux</th> <th>APos</th> <th>TPos</th> <th colspan="2"></th> </tr> <tr> <th>Freq</th> <th>Level</th> <th>Line Margin</th> <th>Level</th> <th>Factor</th> <th>Loss Factor</th> <th>Factor</th> <th></th> <th>cm</th> <th>deg</th> <th>Remark</th> </tr> <tr> <th>MHz</th> <th>dBuV/m</th> <th>dBuV/m</th> <th>dB</th> <th>dBuV</th> <th>dB/m</th> <th>dB</th> <th>dB</th> <th>dB</th> <th>cm</th> <th>deg</th> <th>Remark</th> </tr> </thead> <tbody> <tr> <td>1</td> <td>5825.00</td> <td>100.33</td> <td>-----</td> <td>-----</td> <td>85.51</td> <td>35.28</td> <td>12.49</td> <td>32.95</td> <td>0.00</td> <td>304</td> <td>8 AVERAGE</td> </tr> </tbody> </table>	Limit	Read	Ant	Cable	Preamp	Aux	APos	TPos			Freq	Level	Line Margin	Level	Factor	Loss Factor	Factor		cm	deg	Remark	MHz	dBuV/m	dBuV/m	dB	dBuV	dB/m	dB	dB	dB	cm	deg	Remark	1	5825.00	100.33	-----	-----	85.51	35.28	12.49	32.95	0.00	304	8 AVERAGE																																																																																	
Limit	Read	Ant	Cable	Preamp	Aux	APos	TPos																																																																																																																									
Freq	Level	Line Margin	Level	Factor	Loss Factor	Factor		cm	deg	Remark																																																																																																																						
MHz	dBuV/m	dBuV/m	dB	dBuV	dB/m	dB	dB	dB	cm	deg	Remark																																																																																																																					
1	5825.00	100.33	-----	-----	85.51	35.28	12.49	32.95	0.00	304	8 AVERAGE																																																																																																																					



	47																																																																																																																													
Mode	Band Edge																																																																																																																													
	U-NII-3_5.725-5.85_802.11ax HE20_CH165_Full RU_5825MHz																																																																																																																													
ANT	CDD 9+10																																																																																																																													
Pol.	Vertical	Fundamental																																																																																																																												
Peak	<table border="1"> <thead> <tr> <th>Limit</th> <th>Read</th> <th>Ant</th> <th>Cable</th> <th>Preamp</th> <th>Aux</th> <th>APos</th> <th>TPos</th> <th colspan="2"></th> </tr> <tr> <th>Freq</th> <th>Level</th> <th>Line Margin</th> <th>Level</th> <th>Factor</th> <th>Loss Factor</th> <th>Factor</th> <th></th> <th>cm</th> <th>deg</th> <th>Remark</th> </tr> <tr> <th>MHz</th> <th>dBuV/m</th> <th>dBuV/m</th> <th>dB</th> <th>dBuV</th> <th>dB/m</th> <th>dB</th> <th>dB</th> <th>dB</th> <th>cm</th> <th>deg</th> </tr> </thead> <tbody> <tr> <td>1 5855.00</td> <td>59.23</td> <td>110.90</td> <td>-51.67</td> <td>44.36</td> <td>35.32</td> <td>12.52</td> <td>32.97</td> <td>0.00</td> <td>271</td> <td>308</td> <td>PEAK</td> </tr> <tr> <td>2 5862.50</td> <td>59.12</td> <td>108.80</td> <td>-49.68</td> <td>44.23</td> <td>35.33</td> <td>12.53</td> <td>32.97</td> <td>0.00</td> <td>271</td> <td>308</td> <td>PEAK</td> </tr> <tr> <td>3 5923.88</td> <td>54.01</td> <td>69.13</td> <td>-15.12</td> <td>39.02</td> <td>35.41</td> <td>12.59</td> <td>33.01</td> <td>0.00</td> <td>271</td> <td>308</td> <td>PEAK</td> </tr> <tr> <td>4 5949.38</td> <td>55.52</td> <td>68.30</td> <td>-12.78</td> <td>40.50</td> <td>35.44</td> <td>12.61</td> <td>33.03</td> <td>0.00</td> <td>271</td> <td>308</td> <td>PEAK</td> </tr> </tbody> </table>	Limit	Read	Ant	Cable	Preamp	Aux	APos	TPos			Freq	Level	Line Margin	Level	Factor	Loss Factor	Factor		cm	deg	Remark	MHz	dBuV/m	dBuV/m	dB	dBuV	dB/m	dB	dB	dB	cm	deg	1 5855.00	59.23	110.90	-51.67	44.36	35.32	12.52	32.97	0.00	271	308	PEAK	2 5862.50	59.12	108.80	-49.68	44.23	35.33	12.53	32.97	0.00	271	308	PEAK	3 5923.88	54.01	69.13	-15.12	39.02	35.41	12.59	33.01	0.00	271	308	PEAK	4 5949.38	55.52	68.30	-12.78	40.50	35.44	12.61	33.03	0.00	271	308	PEAK	<table border="1"> <thead> <tr> <th>Limit</th> <th>Read</th> <th>Ant</th> <th>Cable</th> <th>Preamp</th> <th>Aux</th> <th>APos</th> <th>TPos</th> <th colspan="2"></th> </tr> <tr> <th>Freq</th> <th>Level</th> <th>Line Margin</th> <th>Level</th> <th>Factor</th> <th>Loss Factor</th> <th>Factor</th> <th></th> <th>cm</th> <th>deg</th> <th>Remark</th> </tr> <tr> <th>MHz</th> <th>dBuV/m</th> <th>dBuV/m</th> <th>dB</th> <th>dBuV</th> <th>dB/m</th> <th>dB</th> <th>dB</th> <th>dB</th> <th>cm</th> <th>deg</th> </tr> </thead> <tbody> <tr> <td>1 5825.00</td> <td>104.73</td> <td>-----</td> <td>-----</td> <td>89.89</td> <td>35.29</td> <td>12.50</td> <td>32.95</td> <td>0.00</td> <td>271</td> <td>308</td> <td>PEAK</td> </tr> </tbody> </table>	Limit	Read	Ant	Cable	Preamp	Aux	APos	TPos			Freq	Level	Line Margin	Level	Factor	Loss Factor	Factor		cm	deg	Remark	MHz	dBuV/m	dBuV/m	dB	dBuV	dB/m	dB	dB	dB	cm	deg	1 5825.00	104.73	-----	-----	89.89	35.29	12.50	32.95	0.00	271	308	PEAK
Limit	Read	Ant	Cable	Preamp	Aux	APos	TPos																																																																																																																							
Freq	Level	Line Margin	Level	Factor	Loss Factor	Factor		cm	deg	Remark																																																																																																																				
MHz	dBuV/m	dBuV/m	dB	dBuV	dB/m	dB	dB	dB	cm	deg																																																																																																																				
1 5855.00	59.23	110.90	-51.67	44.36	35.32	12.52	32.97	0.00	271	308	PEAK																																																																																																																			
2 5862.50	59.12	108.80	-49.68	44.23	35.33	12.53	32.97	0.00	271	308	PEAK																																																																																																																			
3 5923.88	54.01	69.13	-15.12	39.02	35.41	12.59	33.01	0.00	271	308	PEAK																																																																																																																			
4 5949.38	55.52	68.30	-12.78	40.50	35.44	12.61	33.03	0.00	271	308	PEAK																																																																																																																			
Limit	Read	Ant	Cable	Preamp	Aux	APos	TPos																																																																																																																							
Freq	Level	Line Margin	Level	Factor	Loss Factor	Factor		cm	deg	Remark																																																																																																																				
MHz	dBuV/m	dBuV/m	dB	dBuV	dB/m	dB	dB	dB	cm	deg																																																																																																																				
1 5825.00	104.73	-----	-----	89.89	35.29	12.50	32.95	0.00	271	308	PEAK																																																																																																																			
Avg	Blank	<table border="1"> <thead> <tr> <th>Limit</th> <th>Read</th> <th>Ant</th> <th>Cable</th> <th>Preamp</th> <th>Aux</th> <th>APos</th> <th>TPos</th> <th colspan="2"></th> </tr> <tr> <th>Freq</th> <th>Level</th> <th>Line Margin</th> <th>Level</th> <th>Factor</th> <th>Loss Factor</th> <th>Factor</th> <th></th> <th>cm</th> <th>deg</th> <th>Remark</th> </tr> <tr> <th>MHz</th> <th>dBuV/m</th> <th>dBuV/m</th> <th>dB</th> <th>dBuV</th> <th>dB/m</th> <th>dB</th> <th>dB</th> <th>dB</th> <th>cm</th> <th>deg</th> </tr> </thead> <tbody> <tr> <td>1 5825.00</td> <td>96.21</td> <td>-----</td> <td>-----</td> <td>81.37</td> <td>35.29</td> <td>12.50</td> <td>32.95</td> <td>0.00</td> <td>271</td> <td>308</td> <td>AVERAGE</td> </tr> </tbody> </table>	Limit	Read	Ant	Cable	Preamp	Aux	APos	TPos			Freq	Level	Line Margin	Level	Factor	Loss Factor	Factor		cm	deg	Remark	MHz	dBuV/m	dBuV/m	dB	dBuV	dB/m	dB	dB	dB	cm	deg	1 5825.00	96.21	-----	-----	81.37	35.29	12.50	32.95	0.00	271	308	AVERAGE																																																																																
Limit	Read	Ant	Cable	Preamp	Aux	APos	TPos																																																																																																																							
Freq	Level	Line Margin	Level	Factor	Loss Factor	Factor		cm	deg	Remark																																																																																																																				
MHz	dBuV/m	dBuV/m	dB	dBuV	dB/m	dB	dB	dB	cm	deg																																																																																																																				
1 5825.00	96.21	-----	-----	81.37	35.29	12.50	32.95	0.00	271	308	AVERAGE																																																																																																																			



	47																																																																															
Mode	Harmonic																																																																															
	U-NII-3_5.725-5.85_802.11ax HE20_CH165_Full RU_5825MHz																																																																															
ANT	CDD 9+10																																																																															
Pol.	Horizontal	Vertical																																																																														
Peak Avg	<table border="1"> <thead> <tr> <th>Limit</th> <th>Read</th> <th>Ant</th> <th>Cable</th> <th>Preamp</th> <th>Aux</th> <th>APos</th> <th>TPos</th> <th>Remark</th> </tr> <tr> <th>Freq</th> <th>Level</th> <th>Line Margin</th> <th>Level Factor</th> <th>Loss Factor</th> <th>Factor</th> <th></th> <th></th> <th></th> </tr> <tr> <th>MHz</th> <th>dBuV/m</th> <th>dBuV/m</th> <th>dB</th> <th>dBuV</th> <th>dB/m</th> <th>dB</th> <th>dB</th> <th>cm</th> <th>deg</th> </tr> </thead> <tbody> <tr> <td>1 11650.00</td> <td>48.61</td> <td>74.00</td> <td>-25.39</td> <td>54.20</td> <td>38.96</td> <td>17.88</td> <td>62.43</td> <td>0.00</td> <td>300</td> <td>0 PEAK</td> </tr> </tbody> </table>	Limit	Read	Ant	Cable	Preamp	Aux	APos	TPos	Remark	Freq	Level	Line Margin	Level Factor	Loss Factor	Factor				MHz	dBuV/m	dBuV/m	dB	dBuV	dB/m	dB	dB	cm	deg	1 11650.00	48.61	74.00	-25.39	54.20	38.96	17.88	62.43	0.00	300	0 PEAK	<table border="1"> <thead> <tr> <th>Limit</th> <th>Read</th> <th>Ant</th> <th>Cable</th> <th>Preamp</th> <th>Aux</th> <th>APos</th> <th>TPos</th> <th>Remark</th> </tr> <tr> <th>Freq</th> <th>Level</th> <th>Line Margin</th> <th>Level Factor</th> <th>Loss Factor</th> <th>Factor</th> <th></th> <th></th> <th></th> </tr> <tr> <th>MHz</th> <th>dBuV/m</th> <th>dBuV/m</th> <th>dB</th> <th>dBuV</th> <th>dB/m</th> <th>dB</th> <th>dB</th> <th>cm</th> <th>deg</th> </tr> </thead> <tbody> <tr> <td>1 11650.00</td> <td>47.08</td> <td>74.00</td> <td>-26.92</td> <td>52.67</td> <td>38.96</td> <td>17.88</td> <td>62.43</td> <td>0.00</td> <td>100</td> <td>0 PEAK</td> </tr> </tbody> </table>	Limit	Read	Ant	Cable	Preamp	Aux	APos	TPos	Remark	Freq	Level	Line Margin	Level Factor	Loss Factor	Factor				MHz	dBuV/m	dBuV/m	dB	dBuV	dB/m	dB	dB	cm	deg	1 11650.00	47.08	74.00	-26.92	52.67	38.96	17.88	62.43	0.00	100	0 PEAK
Limit	Read	Ant	Cable	Preamp	Aux	APos	TPos	Remark																																																																								
Freq	Level	Line Margin	Level Factor	Loss Factor	Factor																																																																											
MHz	dBuV/m	dBuV/m	dB	dBuV	dB/m	dB	dB	cm	deg																																																																							
1 11650.00	48.61	74.00	-25.39	54.20	38.96	17.88	62.43	0.00	300	0 PEAK																																																																						
Limit	Read	Ant	Cable	Preamp	Aux	APos	TPos	Remark																																																																								
Freq	Level	Line Margin	Level Factor	Loss Factor	Factor																																																																											
MHz	dBuV/m	dBuV/m	dB	dBuV	dB/m	dB	dB	cm	deg																																																																							
1 11650.00	47.08	74.00	-26.92	52.67	38.96	17.88	62.43	0.00	100	0 PEAK																																																																						



		48																																																																																																																										
Mode	Band Edge - L																																																																																																																											
	U-NII-3_5.725-5.85_802.11ax HE40_CH151_Full RU_5755MHz																																																																																																																											
ANT	CDD 9+10																																																																																																																											
Pol.	Horizontal	Fundamental																																																																																																																										
Peak																																																																																																																												
	<table border="1"> <thead> <tr> <th></th> <th>Limit</th> <th>Read</th> <th>Ant</th> <th>Cable</th> <th>Preamp</th> <th>Aux</th> <th>APos</th> <th>TPos</th> <th></th> </tr> <tr> <th>Freq</th> <th>Level</th> <th>Line Margin</th> <th>Level</th> <th>Factor</th> <th>Loss Factor</th> <th>Factor</th> <th></th> <th></th> <th>Remark</th> </tr> <tr> <th></th> <th>MHz</th> <th>dBuV/m</th> <th>dBuV/m</th> <th>dB</th> <th>dBuV</th> <th>dB/m</th> <th>dB</th> <th>dB</th> <th>cm</th> <th>deg</th> </tr> </thead> <tbody> <tr> <td>1</td> <td>5614.42</td> <td>55.08</td> <td>68.30</td> <td>-13.22</td> <td>40.74</td> <td>35.04</td> <td>12.29</td> <td>32.99</td> <td>0.00</td> <td>100</td> <td>115 PEAK</td> </tr> <tr> <td>2</td> <td>5650.84</td> <td>55.12</td> <td>68.92</td> <td>-13.80</td> <td>40.69</td> <td>35.08</td> <td>12.32</td> <td>32.97</td> <td>0.00</td> <td>100</td> <td>115 PEAK</td> </tr> <tr> <td>3</td> <td>5719.51</td> <td>62.22</td> <td>110.76</td> <td>-48.54</td> <td>47.64</td> <td>35.15</td> <td>12.38</td> <td>32.95</td> <td>0.00</td> <td>100</td> <td>115 PEAK</td> </tr> <tr> <td>4</td> <td>5728.44</td> <td>64.95</td> <td>111.89</td> <td>-46.94</td> <td>50.37</td> <td>35.15</td> <td>12.38</td> <td>32.95</td> <td>0.00</td> <td>100</td> <td>115 PEAK</td> </tr> </tbody> </table>			Limit	Read	Ant	Cable	Preamp	Aux	APos	TPos		Freq	Level	Line Margin	Level	Factor	Loss Factor	Factor			Remark		MHz	dBuV/m	dBuV/m	dB	dBuV	dB/m	dB	dB	cm	deg	1	5614.42	55.08	68.30	-13.22	40.74	35.04	12.29	32.99	0.00	100	115 PEAK	2	5650.84	55.12	68.92	-13.80	40.69	35.08	12.32	32.97	0.00	100	115 PEAK	3	5719.51	62.22	110.76	-48.54	47.64	35.15	12.38	32.95	0.00	100	115 PEAK	4	5728.44	64.95	111.89	-46.94	50.37	35.15	12.38	32.95	0.00	100	115 PEAK	<table border="1"> <thead> <tr> <th></th> <th>Limit</th> <th>Read</th> <th>Ant</th> <th>Cable</th> <th>Preamp</th> <th>Aux</th> <th>APos</th> <th>TPos</th> <th></th> </tr> <tr> <th>Freq</th> <th>Level</th> <th>Line Margin</th> <th>Level</th> <th>Factor</th> <th>Loss Factor</th> <th>Factor</th> <th></th> <th></th> <th>Remark</th> </tr> <tr> <th></th> <th>MHz</th> <th>dBuV/m</th> <th>dBuV/m</th> <th>dB</th> <th>dBuV</th> <th>dB/m</th> <th>dB</th> <th>dB</th> <th>cm</th> <th>deg</th> </tr> </thead> <tbody> <tr> <td>1</td> <td>5755.00</td> <td>102.12</td> <td>-----</td> <td>-----</td> <td>87.42</td> <td>35.21</td> <td>12.43</td> <td>32.94</td> <td>0.00</td> <td>100</td> <td>115 PEAK</td> </tr> </tbody> </table>		Limit	Read	Ant	Cable	Preamp	Aux	APos	TPos		Freq	Level	Line Margin	Level	Factor	Loss Factor	Factor			Remark		MHz	dBuV/m	dBuV/m	dB	dBuV	dB/m	dB	dB	cm	deg	1	5755.00	102.12	-----	-----	87.42	35.21	12.43	32.94	0.00	100
	Limit	Read	Ant	Cable	Preamp	Aux	APos	TPos																																																																																																																				
Freq	Level	Line Margin	Level	Factor	Loss Factor	Factor			Remark																																																																																																																			
	MHz	dBuV/m	dBuV/m	dB	dBuV	dB/m	dB	dB	cm	deg																																																																																																																		
1	5614.42	55.08	68.30	-13.22	40.74	35.04	12.29	32.99	0.00	100	115 PEAK																																																																																																																	
2	5650.84	55.12	68.92	-13.80	40.69	35.08	12.32	32.97	0.00	100	115 PEAK																																																																																																																	
3	5719.51	62.22	110.76	-48.54	47.64	35.15	12.38	32.95	0.00	100	115 PEAK																																																																																																																	
4	5728.44	64.95	111.89	-46.94	50.37	35.15	12.38	32.95	0.00	100	115 PEAK																																																																																																																	
	Limit	Read	Ant	Cable	Preamp	Aux	APos	TPos																																																																																																																				
Freq	Level	Line Margin	Level	Factor	Loss Factor	Factor			Remark																																																																																																																			
	MHz	dBuV/m	dBuV/m	dB	dBuV	dB/m	dB	dB	cm	deg																																																																																																																		
1	5755.00	102.12	-----	-----	87.42	35.21	12.43	32.94	0.00	100	115 PEAK																																																																																																																	
Avg	Blank																																																																																																																											
			<table border="1"> <thead> <tr> <th></th> <th>Limit</th> <th>Read</th> <th>Ant</th> <th>Cable</th> <th>Preamp</th> <th>Aux</th> <th>APos</th> <th>TPos</th> <th></th> </tr> <tr> <th>Freq</th> <th>Level</th> <th>Line Margin</th> <th>Level</th> <th>Factor</th> <th>Loss Factor</th> <th>Factor</th> <th></th> <th></th> <th>Remark</th> </tr> <tr> <th></th> <th>MHz</th> <th>dBuV/m</th> <th>dBuV/m</th> <th>dB</th> <th>dBuV</th> <th>dB/m</th> <th>dB</th> <th>dB</th> <th>cm</th> <th>deg</th> </tr> </thead> <tbody> <tr> <td>1</td> <td>5755.00</td> <td>94.45</td> <td>-----</td> <td>-----</td> <td>79.75</td> <td>35.21</td> <td>12.43</td> <td>32.94</td> <td>0.00</td> <td>100</td> <td>115 AVERAGE</td> </tr> </tbody> </table>		Limit	Read	Ant	Cable	Preamp	Aux	APos	TPos		Freq	Level	Line Margin	Level	Factor	Loss Factor	Factor			Remark		MHz	dBuV/m	dBuV/m	dB	dBuV	dB/m	dB	dB	cm	deg	1	5755.00	94.45	-----	-----	79.75	35.21	12.43	32.94	0.00	100	115 AVERAGE																																																																														
	Limit	Read	Ant	Cable	Preamp	Aux	APos	TPos																																																																																																																				
Freq	Level	Line Margin	Level	Factor	Loss Factor	Factor			Remark																																																																																																																			
	MHz	dBuV/m	dBuV/m	dB	dBuV	dB/m	dB	dB	cm	deg																																																																																																																		
1	5755.00	94.45	-----	-----	79.75	35.21	12.43	32.94	0.00	100	115 AVERAGE																																																																																																																	



Mode	48																																																																																	
	Band Edge - R																																																																																	
	U-NII-3_5.725-5.85_802.11ax HE40_CH151_Full RU_5755MHz																																																																																	
ANT	CDD 9+10																																																																																	
Pol.	Horizontal	Fundamental																																																																																
Peak	<table border="1"> <thead> <tr> <th>Limit</th> <th>Read</th> <th>Ant</th> <th>Cable</th> <th>Preamp</th> <th>Aux</th> <th>APos</th> <th>TPos</th> <th>Remark</th> </tr> <tr> <th>Freq</th> <th>Level</th> <th>Line</th> <th>Margin</th> <th>Level</th> <th>Factor</th> <th>Loss</th> <th>Factor</th> <th>Factor</th> </tr> <tr> <th>MHz</th> <th>dBuV/m</th> <th>dBuV/m</th> <th>dB</th> <th>dBuV</th> <th>dB/m</th> <th>dB</th> <th>dB</th> <th>cm</th> <th>deg</th> </tr> </thead> <tbody> <tr> <td>1</td> <td>5854.06</td> <td>54.74</td> <td>113.04</td> <td>-58.30</td> <td>39.87</td> <td>35.32</td> <td>12.52</td> <td>32.97</td> <td>0.00</td> <td>100</td> <td>115</td> <td>PEAK</td> </tr> <tr> <td>2</td> <td>5874.15</td> <td>54.68</td> <td>105.54</td> <td>-50.86</td> <td>39.77</td> <td>35.35</td> <td>12.54</td> <td>32.98</td> <td>0.00</td> <td>100</td> <td>115</td> <td>PEAK</td> </tr> <tr> <td>3</td> <td>5924.07</td> <td>55.03</td> <td>68.99</td> <td>-13.96</td> <td>40.04</td> <td>35.41</td> <td>12.59</td> <td>33.01</td> <td>0.00</td> <td>100</td> <td>115</td> <td>PEAK</td> </tr> <tr> <td>4</td> <td>5942.01</td> <td>55.32</td> <td>68.30</td> <td>-12.98</td> <td>40.31</td> <td>35.43</td> <td>12.61</td> <td>33.03</td> <td>0.00</td> <td>100</td> <td>115</td> <td>PEAK</td> </tr> </tbody> </table>	Limit	Read	Ant	Cable	Preamp	Aux	APos	TPos	Remark	Freq	Level	Line	Margin	Level	Factor	Loss	Factor	Factor	MHz	dBuV/m	dBuV/m	dB	dBuV	dB/m	dB	dB	cm	deg	1	5854.06	54.74	113.04	-58.30	39.87	35.32	12.52	32.97	0.00	100	115	PEAK	2	5874.15	54.68	105.54	-50.86	39.77	35.35	12.54	32.98	0.00	100	115	PEAK	3	5924.07	55.03	68.99	-13.96	40.04	35.41	12.59	33.01	0.00	100	115	PEAK	4	5942.01	55.32	68.30	-12.98	40.31	35.43	12.61	33.03	0.00	100	115	PEAK	Blank
Limit	Read	Ant	Cable	Preamp	Aux	APos	TPos	Remark																																																																										
Freq	Level	Line	Margin	Level	Factor	Loss	Factor	Factor																																																																										
MHz	dBuV/m	dBuV/m	dB	dBuV	dB/m	dB	dB	cm	deg																																																																									
1	5854.06	54.74	113.04	-58.30	39.87	35.32	12.52	32.97	0.00	100	115	PEAK																																																																						
2	5874.15	54.68	105.54	-50.86	39.77	35.35	12.54	32.98	0.00	100	115	PEAK																																																																						
3	5924.07	55.03	68.99	-13.96	40.04	35.41	12.59	33.01	0.00	100	115	PEAK																																																																						
4	5942.01	55.32	68.30	-12.98	40.31	35.43	12.61	33.03	0.00	100	115	PEAK																																																																						



	48																																																																																																																										
Mode	Band Edge - L																																																																																																																										
	U-NII-3_5.725-5.85_802.11ax HE40_CH151_Full RU_5755MHz																																																																																																																										
ANT	CDD 9+10																																																																																																																										
Pol.	Vertical	Fundamental																																																																																																																									
Peak	<table border="1"> <thead> <tr> <th>Limit</th> <th>Read</th> <th>Ant</th> <th>Cable</th> <th>Preamp</th> <th>Aux</th> <th>APos</th> <th>TPos</th> <th>Remark</th> </tr> <tr> <th>Freq</th> <th>Level</th> <th>Line Margin</th> <th>Level</th> <th>Factor</th> <th>Loss Factor</th> <th>Factor</th> <th></th> <th></th> </tr> <tr> <th>MHz</th> <th>dBuV/m</th> <th>dBuV/m</th> <th>dB</th> <th>dBuV</th> <th>dB/m</th> <th>dB</th> <th>dB</th> <th>cm</th> <th>deg</th> </tr> </thead> <tbody> <tr> <td>1</td> <td>5602.48</td> <td>56.24</td> <td>68.30</td> <td>-12.06</td> <td>41.93</td> <td>35.02</td> <td>12.28</td> <td>32.99</td> <td>0.00</td> <td>313</td> <td>238</td> <td>PEAK</td> </tr> <tr> <td>2</td> <td>5650.07</td> <td>52.24</td> <td>68.35</td> <td>-16.11</td> <td>37.81</td> <td>35.08</td> <td>12.32</td> <td>32.97</td> <td>0.00</td> <td>313</td> <td>238</td> <td>PEAK</td> </tr> <tr> <td>3</td> <td>5714.24</td> <td>63.88</td> <td>109.29</td> <td>-45.41</td> <td>49.31</td> <td>35.15</td> <td>12.38</td> <td>32.96</td> <td>0.00</td> <td>313</td> <td>238</td> <td>PEAK</td> </tr> <tr> <td>4</td> <td>5721.68</td> <td>64.84</td> <td>114.72</td> <td>-49.88</td> <td>50.25</td> <td>35.16</td> <td>12.38</td> <td>32.95</td> <td>0.00</td> <td>313</td> <td>238</td> <td>PEAK</td> </tr> </tbody> </table>	Limit	Read	Ant	Cable	Preamp	Aux	APos	TPos	Remark	Freq	Level	Line Margin	Level	Factor	Loss Factor	Factor			MHz	dBuV/m	dBuV/m	dB	dBuV	dB/m	dB	dB	cm	deg	1	5602.48	56.24	68.30	-12.06	41.93	35.02	12.28	32.99	0.00	313	238	PEAK	2	5650.07	52.24	68.35	-16.11	37.81	35.08	12.32	32.97	0.00	313	238	PEAK	3	5714.24	63.88	109.29	-45.41	49.31	35.15	12.38	32.96	0.00	313	238	PEAK	4	5721.68	64.84	114.72	-49.88	50.25	35.16	12.38	32.95	0.00	313	238	PEAK	<table border="1"> <thead> <tr> <th>Limit</th> <th>Read</th> <th>Ant</th> <th>Cable</th> <th>Preamp</th> <th>Aux</th> <th>APos</th> <th>TPos</th> <th>Remark</th> </tr> <tr> <th>Freq</th> <th>Level</th> <th>Line Margin</th> <th>Level</th> <th>Factor</th> <th>Loss Factor</th> <th>Factor</th> <th></th> <th></th> </tr> <tr> <th>MHz</th> <th>dBuV/m</th> <th>dBuV/m</th> <th>dB</th> <th>dBuV</th> <th>dB/m</th> <th>dB</th> <th>dB</th> <th>cm</th> <th>deg</th> </tr> </thead> <tbody> <tr> <td>1</td> <td>5755.00</td> <td>104.66</td> <td>-----</td> <td>-----</td> <td>90.01</td> <td>35.19</td> <td>12.41</td> <td>32.95</td> <td>0.00</td> <td>313</td> <td>238</td> <td>PEAK</td> </tr> </tbody> </table>	Limit	Read	Ant	Cable	Preamp	Aux	APos	TPos	Remark	Freq	Level	Line Margin	Level	Factor	Loss Factor	Factor			MHz	dBuV/m	dBuV/m	dB	dBuV	dB/m	dB	dB	cm	deg	1	5755.00	104.66	-----	-----	90.01	35.19	12.41	32.95	0.00	313	238	PEAK
	Limit	Read	Ant	Cable	Preamp	Aux	APos	TPos	Remark																																																																																																																		
Freq	Level	Line Margin	Level	Factor	Loss Factor	Factor																																																																																																																					
MHz	dBuV/m	dBuV/m	dB	dBuV	dB/m	dB	dB	cm	deg																																																																																																																		
1	5602.48	56.24	68.30	-12.06	41.93	35.02	12.28	32.99	0.00	313	238	PEAK																																																																																																															
2	5650.07	52.24	68.35	-16.11	37.81	35.08	12.32	32.97	0.00	313	238	PEAK																																																																																																															
3	5714.24	63.88	109.29	-45.41	49.31	35.15	12.38	32.96	0.00	313	238	PEAK																																																																																																															
4	5721.68	64.84	114.72	-49.88	50.25	35.16	12.38	32.95	0.00	313	238	PEAK																																																																																																															
Limit	Read	Ant	Cable	Preamp	Aux	APos	TPos	Remark																																																																																																																			
Freq	Level	Line Margin	Level	Factor	Loss Factor	Factor																																																																																																																					
MHz	dBuV/m	dBuV/m	dB	dBuV	dB/m	dB	dB	cm	deg																																																																																																																		
1	5755.00	104.66	-----	-----	90.01	35.19	12.41	32.95	0.00	313	238	PEAK																																																																																																															
Avg	Blank	<table border="1"> <thead> <tr> <th>Limit</th> <th>Read</th> <th>Ant</th> <th>Cable</th> <th>Preamp</th> <th>Aux</th> <th>APos</th> <th>TPos</th> <th>Remark</th> </tr> <tr> <th>Freq</th> <th>Level</th> <th>Line Margin</th> <th>Level</th> <th>Factor</th> <th>Loss Factor</th> <th>Factor</th> <th></th> <th></th> </tr> <tr> <th>MHz</th> <th>dBuV/m</th> <th>dBuV/m</th> <th>dB</th> <th>dBuV</th> <th>dB/m</th> <th>dB</th> <th>dB</th> <th>cm</th> <th>deg</th> </tr> </thead> <tbody> <tr> <td>1</td> <td>5755.00</td> <td>96.48</td> <td>-----</td> <td>-----</td> <td>81.81</td> <td>35.19</td> <td>12.42</td> <td>32.94</td> <td>0.00</td> <td>313</td> <td>238</td> <td>AVERAGE</td> </tr> </tbody> </table>	Limit	Read	Ant	Cable	Preamp	Aux	APos	TPos	Remark	Freq	Level	Line Margin	Level	Factor	Loss Factor	Factor			MHz	dBuV/m	dBuV/m	dB	dBuV	dB/m	dB	dB	cm	deg	1	5755.00	96.48	-----	-----	81.81	35.19	12.42	32.94	0.00	313	238	AVERAGE																																																																																
Limit	Read	Ant	Cable	Preamp	Aux	APos	TPos	Remark																																																																																																																			
Freq	Level	Line Margin	Level	Factor	Loss Factor	Factor																																																																																																																					
MHz	dBuV/m	dBuV/m	dB	dBuV	dB/m	dB	dB	cm	deg																																																																																																																		
1	5755.00	96.48	-----	-----	81.81	35.19	12.42	32.94	0.00	313	238	AVERAGE																																																																																																															



Mode	48																																																																																
	Band Edge - R																																																																																
	U-NII-3_5.725-5.85_802.11ax HE40_CH151_Full RU_5755MHz																																																																																
ANT	CDD 9+10																																																																																
Pol.	Vertical	Fundamental																																																																															
Peak	<table border="1"> <thead> <tr> <th>Limit</th> <th>Read</th> <th>Ant</th> <th>Cable</th> <th>Preamp</th> <th>Aux</th> <th>APos</th> <th>TPos</th> <th>Remark</th> </tr> <tr> <th>Freq</th> <th>Level</th> <th>Line</th> <th>Margin</th> <th>Level</th> <th>Factor</th> <th>Loss</th> <th>Factor</th> <th>Factor</th> </tr> <tr> <th>MHz</th> <th>dBuV/m</th> <th>dBuV/m</th> <th>dB</th> <th>dBuV</th> <th>dB/m</th> <th>dB</th> <th>dB</th> <th>cm</th> </tr> </thead> <tbody> <tr> <td>1</td> <td>5854.65</td> <td>54.10</td> <td>111.71</td> <td>-57.61</td> <td>39.23</td> <td>35.32</td> <td>12.52</td> <td>32.97</td> <td>0.00</td> <td>313</td> <td>238</td> <td>PEAK</td> </tr> <tr> <td>2</td> <td>5874.93</td> <td>56.06</td> <td>105.32</td> <td>-49.26</td> <td>41.15</td> <td>35.35</td> <td>12.54</td> <td>32.98</td> <td>0.00</td> <td>313</td> <td>238</td> <td>PEAK</td> </tr> <tr> <td>3</td> <td>5923.87</td> <td>54.08</td> <td>69.13</td> <td>-15.05</td> <td>39.09</td> <td>35.41</td> <td>12.59</td> <td>33.01</td> <td>0.00</td> <td>313</td> <td>238</td> <td>PEAK</td> </tr> <tr> <td>4</td> <td>5937.91</td> <td>56.12</td> <td>68.30</td> <td>-12.18</td> <td>41.11</td> <td>35.43</td> <td>12.60</td> <td>33.02</td> <td>0.00</td> <td>313</td> <td>238</td> <td>PEAK</td> </tr> </tbody> </table>	Limit	Read	Ant	Cable	Preamp	Aux	APos	TPos	Remark	Freq	Level	Line	Margin	Level	Factor	Loss	Factor	Factor	MHz	dBuV/m	dBuV/m	dB	dBuV	dB/m	dB	dB	cm	1	5854.65	54.10	111.71	-57.61	39.23	35.32	12.52	32.97	0.00	313	238	PEAK	2	5874.93	56.06	105.32	-49.26	41.15	35.35	12.54	32.98	0.00	313	238	PEAK	3	5923.87	54.08	69.13	-15.05	39.09	35.41	12.59	33.01	0.00	313	238	PEAK	4	5937.91	56.12	68.30	-12.18	41.11	35.43	12.60	33.02	0.00	313	238	PEAK	Blank
Limit	Read	Ant	Cable	Preamp	Aux	APos	TPos	Remark																																																																									
Freq	Level	Line	Margin	Level	Factor	Loss	Factor	Factor																																																																									
MHz	dBuV/m	dBuV/m	dB	dBuV	dB/m	dB	dB	cm																																																																									
1	5854.65	54.10	111.71	-57.61	39.23	35.32	12.52	32.97	0.00	313	238	PEAK																																																																					
2	5874.93	56.06	105.32	-49.26	41.15	35.35	12.54	32.98	0.00	313	238	PEAK																																																																					
3	5923.87	54.08	69.13	-15.05	39.09	35.41	12.59	33.01	0.00	313	238	PEAK																																																																					
4	5937.91	56.12	68.30	-12.18	41.11	35.43	12.60	33.02	0.00	313	238	PEAK																																																																					



Mode	48																																																																															
	Harmonic																																																																															
	U-NII-3_5.725-5.85_802.11ax HE40_CH151_Full RU_5755MHz																																																																															
ANT	CDD 9+10																																																																															
Pol.	Horizontal	Vertical																																																																														
Peak Avg	<table border="1"> <thead> <tr> <th>Limit</th> <th>Read</th> <th>Ant</th> <th>Cable</th> <th>Preamp</th> <th>Aux</th> <th>APos</th> <th>TPos</th> <th>Remark</th> </tr> <tr> <th>Freq</th> <th>Level</th> <th>Line Margin</th> <th>Level Factor</th> <th>Loss Factor</th> <th>Factor</th> <th></th> <th></th> <th></th> </tr> <tr> <th>MHz</th> <th>dBuV/m</th> <th>dBuV/m</th> <th>dB</th> <th>dBuV</th> <th>dB/m</th> <th>dB</th> <th>dB</th> <th>cm</th> <th>deg</th> </tr> </thead> <tbody> <tr> <td>1 11510.00</td> <td>45.32</td> <td>74.00</td> <td>-28.68</td> <td>51.16</td> <td>38.86</td> <td>17.77</td> <td>62.47</td> <td>0.00</td> <td>300</td> <td>0 PEAK</td> </tr> </tbody> </table>	Limit	Read	Ant	Cable	Preamp	Aux	APos	TPos	Remark	Freq	Level	Line Margin	Level Factor	Loss Factor	Factor				MHz	dBuV/m	dBuV/m	dB	dBuV	dB/m	dB	dB	cm	deg	1 11510.00	45.32	74.00	-28.68	51.16	38.86	17.77	62.47	0.00	300	0 PEAK	<table border="1"> <thead> <tr> <th>Limit</th> <th>Read</th> <th>Ant</th> <th>Cable</th> <th>Preamp</th> <th>Aux</th> <th>APos</th> <th>TPos</th> <th>Remark</th> </tr> <tr> <th>Freq</th> <th>Level</th> <th>Line Margin</th> <th>Level Factor</th> <th>Loss Factor</th> <th>Factor</th> <th></th> <th></th> <th></th> </tr> <tr> <th>MHz</th> <th>dBuV/m</th> <th>dBuV/m</th> <th>dB</th> <th>dBuV</th> <th>dB/m</th> <th>dB</th> <th>dB</th> <th>cm</th> <th>deg</th> </tr> </thead> <tbody> <tr> <td>1 11510.00</td> <td>46.38</td> <td>74.00</td> <td>-27.62</td> <td>52.22</td> <td>38.86</td> <td>17.77</td> <td>62.47</td> <td>0.00</td> <td>100</td> <td>0 PEAK</td> </tr> </tbody> </table>	Limit	Read	Ant	Cable	Preamp	Aux	APos	TPos	Remark	Freq	Level	Line Margin	Level Factor	Loss Factor	Factor				MHz	dBuV/m	dBuV/m	dB	dBuV	dB/m	dB	dB	cm	deg	1 11510.00	46.38	74.00	-27.62	52.22	38.86	17.77	62.47	0.00	100	0 PEAK
	Limit	Read	Ant	Cable	Preamp	Aux	APos	TPos	Remark																																																																							
Freq	Level	Line Margin	Level Factor	Loss Factor	Factor																																																																											
MHz	dBuV/m	dBuV/m	dB	dBuV	dB/m	dB	dB	cm	deg																																																																							
1 11510.00	45.32	74.00	-28.68	51.16	38.86	17.77	62.47	0.00	300	0 PEAK																																																																						
Limit	Read	Ant	Cable	Preamp	Aux	APos	TPos	Remark																																																																								
Freq	Level	Line Margin	Level Factor	Loss Factor	Factor																																																																											
MHz	dBuV/m	dBuV/m	dB	dBuV	dB/m	dB	dB	cm	deg																																																																							
1 11510.00	46.38	74.00	-27.62	52.22	38.86	17.77	62.47	0.00	100	0 PEAK																																																																						



		49																																																																																																																															
Mode	Band Edge - L																																																																																																																																
	U-NII-3_5.725-5.85_802.11ax HE40_CH159_Full RU_5795MHz																																																																																																																																
ANT	CDD 9+10																																																																																																																																
Pol.	Horizontal	Fundamental																																																																																																																															
Peak																																																																																																																																	
	<table border="1"> <thead> <tr> <th></th> <th>Limit</th> <th>Read</th> <th>Ant</th> <th>Cable</th> <th>Preamp</th> <th>Aux</th> <th>APos</th> <th>TPos</th> <th></th> </tr> <tr> <th>Freq</th> <th>Level</th> <th>Line Margin</th> <th>Level</th> <th>Factor</th> <th>Loss Factor</th> <th>Factor</th> <th></th> <th></th> <th>Remark</th> </tr> <tr> <th></th> <th>MHz</th> <th>dBuV/m</th> <th>dBuV/m</th> <th>dB</th> <th>dBuV</th> <th>dB/m</th> <th>dB</th> <th>dB</th> <th>cm</th> <th>deg</th> </tr> </thead> <tbody> <tr> <td>1</td> <td>5646.61</td> <td>56.71</td> <td>68.30</td> <td>-11.59</td> <td>42.30</td> <td>35.07</td> <td>12.32</td> <td>32.98</td> <td>0.00</td> <td>320</td> <td>323</td> <td>PEAK</td> </tr> <tr> <td>2</td> <td>5650.70</td> <td>53.52</td> <td>68.82</td> <td>-15.30</td> <td>39.09</td> <td>35.08</td> <td>12.32</td> <td>32.97</td> <td>0.00</td> <td>320</td> <td>323</td> <td>PEAK</td> </tr> <tr> <td>3</td> <td>5783.55</td> <td>53.88</td> <td>106.29</td> <td>-52.41</td> <td>39.35</td> <td>35.13</td> <td>12.36</td> <td>32.96</td> <td>0.00</td> <td>320</td> <td>323</td> <td>PEAK</td> </tr> <tr> <td>4</td> <td>5728.12</td> <td>51.85</td> <td>111.17</td> <td>-59.32</td> <td>37.27</td> <td>35.15</td> <td>12.38</td> <td>32.95</td> <td>0.00</td> <td>320</td> <td>323</td> <td>PEAK</td> </tr> </tbody> </table>			Limit	Read	Ant	Cable	Preamp	Aux	APos	TPos		Freq	Level	Line Margin	Level	Factor	Loss Factor	Factor			Remark		MHz	dBuV/m	dBuV/m	dB	dBuV	dB/m	dB	dB	cm	deg	1	5646.61	56.71	68.30	-11.59	42.30	35.07	12.32	32.98	0.00	320	323	PEAK	2	5650.70	53.52	68.82	-15.30	39.09	35.08	12.32	32.97	0.00	320	323	PEAK	3	5783.55	53.88	106.29	-52.41	39.35	35.13	12.36	32.96	0.00	320	323	PEAK	4	5728.12	51.85	111.17	-59.32	37.27	35.15	12.38	32.95	0.00	320	323	PEAK	<table border="1"> <thead> <tr> <th></th> <th>Limit</th> <th>Read</th> <th>Ant</th> <th>Cable</th> <th>Preamp</th> <th>Aux</th> <th>APos</th> <th>TPos</th> <th></th> </tr> <tr> <th>Freq</th> <th>Level</th> <th>Line Margin</th> <th>Level</th> <th>Factor</th> <th>Loss Factor</th> <th>Factor</th> <th></th> <th></th> <th>Remark</th> </tr> <tr> <th></th> <th>MHz</th> <th>dBuV/m</th> <th>dBuV/m</th> <th>dB</th> <th>dBuV</th> <th>dB/m</th> <th>dB</th> <th>dB</th> <th>cm</th> <th>deg</th> </tr> </thead> <tbody> <tr> <td>1</td> <td>5795.00</td> <td>101.71</td> <td>-----</td> <td>-----</td> <td>86.94</td> <td>35.24</td> <td>12.46</td> <td>32.93</td> <td>0.00</td> <td>320</td> <td>323</td> <td>PEAK</td> </tr> </tbody> </table>		Limit	Read	Ant	Cable	Preamp	Aux	APos	TPos		Freq	Level	Line Margin	Level	Factor	Loss Factor	Factor			Remark		MHz	dBuV/m	dBuV/m	dB	dBuV	dB/m	dB	dB	cm	deg	1	5795.00	101.71	-----	-----	86.94	35.24	12.46	32.93	0.00	320	323
	Limit	Read	Ant	Cable	Preamp	Aux	APos	TPos																																																																																																																									
Freq	Level	Line Margin	Level	Factor	Loss Factor	Factor			Remark																																																																																																																								
	MHz	dBuV/m	dBuV/m	dB	dBuV	dB/m	dB	dB	cm	deg																																																																																																																							
1	5646.61	56.71	68.30	-11.59	42.30	35.07	12.32	32.98	0.00	320	323	PEAK																																																																																																																					
2	5650.70	53.52	68.82	-15.30	39.09	35.08	12.32	32.97	0.00	320	323	PEAK																																																																																																																					
3	5783.55	53.88	106.29	-52.41	39.35	35.13	12.36	32.96	0.00	320	323	PEAK																																																																																																																					
4	5728.12	51.85	111.17	-59.32	37.27	35.15	12.38	32.95	0.00	320	323	PEAK																																																																																																																					
	Limit	Read	Ant	Cable	Preamp	Aux	APos	TPos																																																																																																																									
Freq	Level	Line Margin	Level	Factor	Loss Factor	Factor			Remark																																																																																																																								
	MHz	dBuV/m	dBuV/m	dB	dBuV	dB/m	dB	dB	cm	deg																																																																																																																							
1	5795.00	101.71	-----	-----	86.94	35.24	12.46	32.93	0.00	320	323	PEAK																																																																																																																					
Avg	Blank																																																																																																																																
			<table border="1"> <thead> <tr> <th></th> <th>Limit</th> <th>Read</th> <th>Ant</th> <th>Cable</th> <th>Preamp</th> <th>Aux</th> <th>APos</th> <th>TPos</th> <th></th> </tr> <tr> <th>Freq</th> <th>Level</th> <th>Line Margin</th> <th>Level</th> <th>Factor</th> <th>Loss Factor</th> <th>Factor</th> <th></th> <th></th> <th>Remark</th> </tr> <tr> <th></th> <th>MHz</th> <th>dBuV/m</th> <th>dBuV/m</th> <th>dB</th> <th>dBuV</th> <th>dB/m</th> <th>dB</th> <th>dB</th> <th>cm</th> <th>deg</th> </tr> </thead> <tbody> <tr> <td>1</td> <td>5795.00</td> <td>93.80</td> <td>-----</td> <td>-----</td> <td>79.03</td> <td>35.24</td> <td>12.46</td> <td>32.93</td> <td>0.00</td> <td>320</td> <td>323</td> <td>AVERAGE</td> </tr> </tbody> </table>		Limit	Read	Ant	Cable	Preamp	Aux	APos	TPos		Freq	Level	Line Margin	Level	Factor	Loss Factor	Factor			Remark		MHz	dBuV/m	dBuV/m	dB	dBuV	dB/m	dB	dB	cm	deg	1	5795.00	93.80	-----	-----	79.03	35.24	12.46	32.93	0.00	320	323	AVERAGE																																																																																		
	Limit	Read	Ant	Cable	Preamp	Aux	APos	TPos																																																																																																																									
Freq	Level	Line Margin	Level	Factor	Loss Factor	Factor			Remark																																																																																																																								
	MHz	dBuV/m	dBuV/m	dB	dBuV	dB/m	dB	dB	cm	deg																																																																																																																							
1	5795.00	93.80	-----	-----	79.03	35.24	12.46	32.93	0.00	320	323	AVERAGE																																																																																																																					



Mode	49																																																																																
	Band Edge - R																																																																																
	U-NII-3_5.725-5.85_802.11ax HE40_CH159_Full RU_5795MHz																																																																																
ANT	CDD 9+10																																																																																
Pol.	Horizontal	Fundamental																																																																															
Peak	<table border="1"> <thead> <tr> <th>Limit</th> <th>Read</th> <th>Ant</th> <th>Cable</th> <th>Preamp</th> <th>Aux</th> <th>APos</th> <th>TPos</th> <th>Remark</th> </tr> <tr> <th>Freq</th> <th>Level</th> <th>Line</th> <th>Margin</th> <th>Level</th> <th>Factor</th> <th>Loss</th> <th>Factor</th> <th>Factor</th> </tr> <tr> <th>MHz</th> <th>dBuV/m</th> <th>dBuV/m</th> <th>dB</th> <th>dBuV</th> <th>dB/m</th> <th>dB</th> <th>dB</th> <th>cm</th> </tr> </thead> <tbody> <tr> <td>1</td> <td>5854.52</td> <td>54.03</td> <td>111.99</td> <td>-57.96</td> <td>39.16</td> <td>35.32</td> <td>12.52</td> <td>32.97</td> <td>0.00</td> <td>320</td> <td>323</td> <td>PEAK</td> </tr> <tr> <td>2</td> <td>5870.02</td> <td>55.60</td> <td>106.69</td> <td>-51.09</td> <td>40.70</td> <td>35.34</td> <td>12.54</td> <td>32.98</td> <td>0.00</td> <td>320</td> <td>323</td> <td>PEAK</td> </tr> <tr> <td>3</td> <td>5924.58</td> <td>54.30</td> <td>68.61</td> <td>-14.31</td> <td>39.31</td> <td>35.41</td> <td>12.59</td> <td>33.01</td> <td>0.00</td> <td>320</td> <td>323</td> <td>PEAK</td> </tr> <tr> <td>4</td> <td>5937.91</td> <td>55.93</td> <td>68.30</td> <td>-12.37</td> <td>40.92</td> <td>35.43</td> <td>12.60</td> <td>33.02</td> <td>0.00</td> <td>320</td> <td>323</td> <td>PEAK</td> </tr> </tbody> </table>	Limit	Read	Ant	Cable	Preamp	Aux	APos	TPos	Remark	Freq	Level	Line	Margin	Level	Factor	Loss	Factor	Factor	MHz	dBuV/m	dBuV/m	dB	dBuV	dB/m	dB	dB	cm	1	5854.52	54.03	111.99	-57.96	39.16	35.32	12.52	32.97	0.00	320	323	PEAK	2	5870.02	55.60	106.69	-51.09	40.70	35.34	12.54	32.98	0.00	320	323	PEAK	3	5924.58	54.30	68.61	-14.31	39.31	35.41	12.59	33.01	0.00	320	323	PEAK	4	5937.91	55.93	68.30	-12.37	40.92	35.43	12.60	33.02	0.00	320	323	PEAK	Blank
Limit	Read	Ant	Cable	Preamp	Aux	APos	TPos	Remark																																																																									
Freq	Level	Line	Margin	Level	Factor	Loss	Factor	Factor																																																																									
MHz	dBuV/m	dBuV/m	dB	dBuV	dB/m	dB	dB	cm																																																																									
1	5854.52	54.03	111.99	-57.96	39.16	35.32	12.52	32.97	0.00	320	323	PEAK																																																																					
2	5870.02	55.60	106.69	-51.09	40.70	35.34	12.54	32.98	0.00	320	323	PEAK																																																																					
3	5924.58	54.30	68.61	-14.31	39.31	35.41	12.59	33.01	0.00	320	323	PEAK																																																																					
4	5937.91	55.93	68.30	-12.37	40.92	35.43	12.60	33.02	0.00	320	323	PEAK																																																																					



	49																																																																																																																											
Mode	Band Edge - L																																																																																																																											
	U-NII-3_5.725-5.85_802.11ax HE40_CH159_Full RU_5795MHz																																																																																																																											
ANT	CDD 9+10																																																																																																																											
Pol.	Vertical	Fundamental																																																																																																																										
Peak	<table border="1"> <thead> <tr> <th></th> <th>Limit</th> <th>Read</th> <th>Ant</th> <th>Cable</th> <th>Preamp</th> <th>Aux</th> <th>APos</th> <th>TPos</th> <th></th> </tr> <tr> <th>Freq</th> <th>Level</th> <th>Line Margin</th> <th>Level</th> <th>Factor</th> <th>Loss Factor</th> <th>Factor</th> <th></th> <th></th> <th>Remark</th> </tr> <tr> <th></th> <th>MHz</th> <th>dBuV/m</th> <th>dBuV/m</th> <th>dB</th> <th>dBuV</th> <th>dB/m</th> <th>dB</th> <th>dB</th> <th>cm</th> <th>deg</th> </tr> </thead> <tbody> <tr> <td>1</td> <td>5647.78</td> <td>55.14</td> <td>68.30</td> <td>-13.16</td> <td>40.73</td> <td>35.07</td> <td>12.32</td> <td>32.98</td> <td>0.00</td> <td>101</td> <td>87 PEAK</td> </tr> <tr> <td>2</td> <td>5650.70</td> <td>52.71</td> <td>68.82</td> <td>-16.11</td> <td>38.28</td> <td>35.08</td> <td>12.32</td> <td>32.97</td> <td>0.00</td> <td>101</td> <td>87 PEAK</td> </tr> <tr> <td>3</td> <td>5704.72</td> <td>54.89</td> <td>106.62</td> <td>-51.73</td> <td>40.34</td> <td>35.14</td> <td>12.37</td> <td>32.96</td> <td>0.00</td> <td>101</td> <td>87 PEAK</td> </tr> <tr> <td>4</td> <td>5728.32</td> <td>51.32</td> <td>111.62</td> <td>-60.30</td> <td>36.74</td> <td>35.15</td> <td>12.38</td> <td>32.95</td> <td>0.00</td> <td>101</td> <td>87 PEAK</td> </tr> </tbody> </table>		Limit	Read	Ant	Cable	Preamp	Aux	APos	TPos		Freq	Level	Line Margin	Level	Factor	Loss Factor	Factor			Remark		MHz	dBuV/m	dBuV/m	dB	dBuV	dB/m	dB	dB	cm	deg	1	5647.78	55.14	68.30	-13.16	40.73	35.07	12.32	32.98	0.00	101	87 PEAK	2	5650.70	52.71	68.82	-16.11	38.28	35.08	12.32	32.97	0.00	101	87 PEAK	3	5704.72	54.89	106.62	-51.73	40.34	35.14	12.37	32.96	0.00	101	87 PEAK	4	5728.32	51.32	111.62	-60.30	36.74	35.15	12.38	32.95	0.00	101	87 PEAK	<table border="1"> <thead> <tr> <th></th> <th>Limit</th> <th>Read</th> <th>Ant</th> <th>Cable</th> <th>Preamp</th> <th>Aux</th> <th>APos</th> <th>TPos</th> <th></th> </tr> <tr> <th>Freq</th> <th>Level</th> <th>Line Margin</th> <th>Level</th> <th>Factor</th> <th>Loss Factor</th> <th>Factor</th> <th></th> <th></th> <th>Remark</th> </tr> <tr> <th></th> <th>MHz</th> <th>dBuV/m</th> <th>dBuV/m</th> <th>dB</th> <th>dBuV</th> <th>dB/m</th> <th>dB</th> <th>dB</th> <th>cm</th> <th>deg</th> </tr> </thead> <tbody> <tr> <td>1</td> <td>5795.00</td> <td>104.12</td> <td>-----</td> <td>-----</td> <td>89.31</td> <td>35.26</td> <td>12.48</td> <td>32.93</td> <td>0.00</td> <td>101</td> <td>87 PEAK</td> </tr> </tbody> </table>		Limit	Read	Ant	Cable	Preamp	Aux	APos	TPos		Freq	Level	Line Margin	Level	Factor	Loss Factor	Factor			Remark		MHz	dBuV/m	dBuV/m	dB	dBuV	dB/m	dB	dB	cm	deg	1	5795.00	104.12	-----	-----	89.31	35.26	12.48	32.93	0.00	101	87 PEAK
	Limit	Read	Ant	Cable	Preamp	Aux	APos	TPos																																																																																																																				
Freq	Level	Line Margin	Level	Factor	Loss Factor	Factor			Remark																																																																																																																			
	MHz	dBuV/m	dBuV/m	dB	dBuV	dB/m	dB	dB	cm	deg																																																																																																																		
1	5647.78	55.14	68.30	-13.16	40.73	35.07	12.32	32.98	0.00	101	87 PEAK																																																																																																																	
2	5650.70	52.71	68.82	-16.11	38.28	35.08	12.32	32.97	0.00	101	87 PEAK																																																																																																																	
3	5704.72	54.89	106.62	-51.73	40.34	35.14	12.37	32.96	0.00	101	87 PEAK																																																																																																																	
4	5728.32	51.32	111.62	-60.30	36.74	35.15	12.38	32.95	0.00	101	87 PEAK																																																																																																																	
	Limit	Read	Ant	Cable	Preamp	Aux	APos	TPos																																																																																																																				
Freq	Level	Line Margin	Level	Factor	Loss Factor	Factor			Remark																																																																																																																			
	MHz	dBuV/m	dBuV/m	dB	dBuV	dB/m	dB	dB	cm	deg																																																																																																																		
1	5795.00	104.12	-----	-----	89.31	35.26	12.48	32.93	0.00	101	87 PEAK																																																																																																																	
Avg	Blank	<table border="1"> <thead> <tr> <th></th> <th>Limit</th> <th>Read</th> <th>Ant</th> <th>Cable</th> <th>Preamp</th> <th>Aux</th> <th>APos</th> <th>TPos</th> <th></th> </tr> <tr> <th>Freq</th> <th>Level</th> <th>Line Margin</th> <th>Level</th> <th>Factor</th> <th>Loss Factor</th> <th>Factor</th> <th></th> <th></th> <th>Remark</th> </tr> <tr> <th></th> <th>MHz</th> <th>dBuV/m</th> <th>dBuV/m</th> <th>dB</th> <th>dBuV</th> <th>dB/m</th> <th>dB</th> <th>dB</th> <th>cm</th> <th>deg</th> </tr> </thead> <tbody> <tr> <td>1</td> <td>5795.00</td> <td>94.42</td> <td>-----</td> <td>-----</td> <td>79.65</td> <td>35.24</td> <td>12.46</td> <td>32.93</td> <td>0.00</td> <td>101</td> <td>87 AVERAGE</td> </tr> </tbody> </table>		Limit	Read	Ant	Cable	Preamp	Aux	APos	TPos		Freq	Level	Line Margin	Level	Factor	Loss Factor	Factor			Remark		MHz	dBuV/m	dBuV/m	dB	dBuV	dB/m	dB	dB	cm	deg	1	5795.00	94.42	-----	-----	79.65	35.24	12.46	32.93	0.00	101	87 AVERAGE																																																																															
	Limit	Read	Ant	Cable	Preamp	Aux	APos	TPos																																																																																																																				
Freq	Level	Line Margin	Level	Factor	Loss Factor	Factor			Remark																																																																																																																			
	MHz	dBuV/m	dBuV/m	dB	dBuV	dB/m	dB	dB	cm	deg																																																																																																																		
1	5795.00	94.42	-----	-----	79.65	35.24	12.46	32.93	0.00	101	87 AVERAGE																																																																																																																	



Mode	49																																																																																	
	Band Edge - R																																																																																	
	U-NII-3_5.725-5.85_802.11ax HE40_CH159_Full RU_5795MHz																																																																																	
ANT	CDD 9+10																																																																																	
Pol.	Vertical	Fundamental																																																																																
Peak	<table border="1"> <thead> <tr> <th>Limit</th> <th>Read</th> <th>Ant</th> <th>Cable</th> <th>Preamp</th> <th>Aux</th> <th>APos</th> <th>TPos</th> <th>Remark</th> </tr> <tr> <th>Freq</th> <th>Level</th> <th>Line Margin</th> <th>Level</th> <th>Factor</th> <th>Loss Factor</th> <th>Factor</th> <th></th> <th></th> </tr> <tr> <th>MHz</th> <th>dBuV/m</th> <th>dBuV/m</th> <th>dB</th> <th>dBuV</th> <th>dB/m</th> <th>dB</th> <th>dB</th> <th>cm</th> <th>deg</th> </tr> </thead> <tbody> <tr> <td>1</td> <td>5854.68</td> <td>53.66</td> <td>111.64</td> <td>-57.98</td> <td>38.79</td> <td>35.32</td> <td>12.52</td> <td>32.97</td> <td>0.00</td> <td>101</td> <td>87</td> <td>PEAK</td> </tr> <tr> <td>2</td> <td>5874.98</td> <td>54.62</td> <td>105.31</td> <td>-50.69</td> <td>39.71</td> <td>35.35</td> <td>12.54</td> <td>32.98</td> <td>0.00</td> <td>101</td> <td>87</td> <td>PEAK</td> </tr> <tr> <td>3</td> <td>5924.43</td> <td>54.85</td> <td>68.72</td> <td>-13.87</td> <td>39.86</td> <td>35.41</td> <td>12.59</td> <td>33.01</td> <td>0.00</td> <td>101</td> <td>87</td> <td>PEAK</td> </tr> <tr> <td>4</td> <td>5946.13</td> <td>55.77</td> <td>68.30</td> <td>-12.53</td> <td>40.75</td> <td>35.44</td> <td>12.61</td> <td>33.03</td> <td>0.00</td> <td>101</td> <td>87</td> <td>PEAK</td> </tr> </tbody> </table>	Limit	Read	Ant	Cable	Preamp	Aux	APos	TPos	Remark	Freq	Level	Line Margin	Level	Factor	Loss Factor	Factor			MHz	dBuV/m	dBuV/m	dB	dBuV	dB/m	dB	dB	cm	deg	1	5854.68	53.66	111.64	-57.98	38.79	35.32	12.52	32.97	0.00	101	87	PEAK	2	5874.98	54.62	105.31	-50.69	39.71	35.35	12.54	32.98	0.00	101	87	PEAK	3	5924.43	54.85	68.72	-13.87	39.86	35.41	12.59	33.01	0.00	101	87	PEAK	4	5946.13	55.77	68.30	-12.53	40.75	35.44	12.61	33.03	0.00	101	87	PEAK	Blank
Limit	Read	Ant	Cable	Preamp	Aux	APos	TPos	Remark																																																																										
Freq	Level	Line Margin	Level	Factor	Loss Factor	Factor																																																																												
MHz	dBuV/m	dBuV/m	dB	dBuV	dB/m	dB	dB	cm	deg																																																																									
1	5854.68	53.66	111.64	-57.98	38.79	35.32	12.52	32.97	0.00	101	87	PEAK																																																																						
2	5874.98	54.62	105.31	-50.69	39.71	35.35	12.54	32.98	0.00	101	87	PEAK																																																																						
3	5924.43	54.85	68.72	-13.87	39.86	35.41	12.59	33.01	0.00	101	87	PEAK																																																																						
4	5946.13	55.77	68.30	-12.53	40.75	35.44	12.61	33.03	0.00	101	87	PEAK																																																																						



Mode	49																																																																																		
	Harmonic																																																																																		
	U-NII-3_5.725-5.85_802.11ax HE40_CH159_Full RU_5795MHz																																																																																		
ANT	CDD 9+10																																																																																		
Pol.	Horizontal	Vertical																																																																																	
Peak Avg																																																																																			
	<table border="1"> <thead> <tr> <th>Limit</th> <th>Read</th> <th>Ant</th> <th>Cable</th> <th>Preamp</th> <th>Aux</th> <th>APos</th> <th>TPos</th> <th>Remark</th> </tr> <tr> <th>Freq</th> <th>Level</th> <th>Line Margin</th> <th>Level Factor</th> <th>Loss Factor</th> <th>Factor</th> <th></th> <th></th> <th></th> </tr> <tr> <th>MHz</th> <th>dBuV/m</th> <th>dBuV/m</th> <th>dB</th> <th>dBuV</th> <th>dB/m</th> <th>dB</th> <th>dB</th> <th>dB</th> <th>cm</th> <th>deg</th> </tr> </thead> <tbody> <tr> <td>1 11590.00</td> <td>45.58</td> <td>74.00</td> <td>-28.42</td> <td>51.29</td> <td>38.91</td> <td>17.83</td> <td>62.45</td> <td>0.00</td> <td>300</td> <td>0</td> <td>PEAK</td> </tr> </tbody> </table>	Limit	Read	Ant	Cable	Preamp	Aux	APos	TPos	Remark	Freq	Level	Line Margin	Level Factor	Loss Factor	Factor				MHz	dBuV/m	dBuV/m	dB	dBuV	dB/m	dB	dB	dB	cm	deg	1 11590.00	45.58	74.00	-28.42	51.29	38.91	17.83	62.45	0.00	300	0	PEAK	<table border="1"> <thead> <tr> <th>Limit</th> <th>Read</th> <th>Ant</th> <th>Cable</th> <th>Preamp</th> <th>Aux</th> <th>APos</th> <th>TPos</th> <th>Remark</th> </tr> <tr> <th>Freq</th> <th>Level</th> <th>Line Margin</th> <th>Level Factor</th> <th>Loss Factor</th> <th>Factor</th> <th></th> <th></th> <th></th> </tr> <tr> <th>MHz</th> <th>dBuV/m</th> <th>dBuV/m</th> <th>dB</th> <th>dBuV</th> <th>dB/m</th> <th>dB</th> <th>dB</th> <th>dB</th> <th>cm</th> <th>deg</th> </tr> </thead> <tbody> <tr> <td>1 11590.00</td> <td>45.17</td> <td>74.00</td> <td>-28.83</td> <td>50.88</td> <td>38.91</td> <td>17.83</td> <td>62.45</td> <td>0.00</td> <td>100</td> <td>0</td> <td>PEAK</td> </tr> </tbody> </table>	Limit	Read	Ant	Cable	Preamp	Aux	APos	TPos	Remark	Freq	Level	Line Margin	Level Factor	Loss Factor	Factor				MHz	dBuV/m	dBuV/m	dB	dBuV	dB/m	dB	dB	dB	cm	deg	1 11590.00	45.17	74.00	-28.83	50.88	38.91	17.83	62.45	0.00	100	0
Limit	Read	Ant	Cable	Preamp	Aux	APos	TPos	Remark																																																																											
Freq	Level	Line Margin	Level Factor	Loss Factor	Factor																																																																														
MHz	dBuV/m	dBuV/m	dB	dBuV	dB/m	dB	dB	dB	cm	deg																																																																									
1 11590.00	45.58	74.00	-28.42	51.29	38.91	17.83	62.45	0.00	300	0	PEAK																																																																								
Limit	Read	Ant	Cable	Preamp	Aux	APos	TPos	Remark																																																																											
Freq	Level	Line Margin	Level Factor	Loss Factor	Factor																																																																														
MHz	dBuV/m	dBuV/m	dB	dBuV	dB/m	dB	dB	dB	cm	deg																																																																									
1 11590.00	45.17	74.00	-28.83	50.88	38.91	17.83	62.45	0.00	100	0	PEAK																																																																								



	50																																																																																																																																				
Mode	Band Edge - L																																																																																																																																				
	U-NII-3_5.725-5.85_802.11ax HE80_CH155_Full RU_5775MHz																																																																																																																																				
ANT	CDD 9+10																																																																																																																																				
Pol.	Horizontal	Fundamental																																																																																																																																			
Peak	<table border="1"> <thead> <tr> <th>Limit</th> <th>Read</th> <th>Ant</th> <th>Cable</th> <th>Preamp</th> <th>Aux</th> <th>APos</th> <th>TPos</th> <th colspan="2"></th> </tr> <tr> <th>Freq</th> <th>Level</th> <th>Line Margin</th> <th>Level</th> <th>Factor</th> <th>Loss Factor</th> <th>Factor</th> <th></th> <th>cm</th> <th>deg</th> <th>Remark</th> </tr> <tr> <th>MHz</th> <th>dBuV/m</th> <th>dBuV/m</th> <th>dB</th> <th>dBuV</th> <th>dB/m</th> <th>dB</th> <th>dB</th> <th>dB</th> <th>cm</th> <th>deg</th> <th>Remark</th> </tr> </thead> <tbody> <tr> <td>1</td> <td>5629.58</td> <td>55.14</td> <td>68.30</td> <td>-13.16</td> <td>40.77</td> <td>35.05</td> <td>12.30</td> <td>32.98</td> <td>0.00</td> <td>100</td> <td>168</td> <td>PEAK</td> </tr> <tr> <td>2</td> <td>5650.40</td> <td>53.18</td> <td>68.60</td> <td>-15.42</td> <td>38.75</td> <td>35.08</td> <td>12.32</td> <td>32.97</td> <td>0.00</td> <td>100</td> <td>168</td> <td>PEAK</td> </tr> <tr> <td>3</td> <td>5710.00</td> <td>58.86</td> <td>108.12</td> <td>-49.26</td> <td>44.31</td> <td>35.14</td> <td>12.37</td> <td>32.96</td> <td>0.00</td> <td>100</td> <td>168</td> <td>PEAK</td> </tr> <tr> <td>4</td> <td>5720.58</td> <td>59.21</td> <td>112.21</td> <td>-53.00</td> <td>44.63</td> <td>35.15</td> <td>12.38</td> <td>32.95</td> <td>0.00</td> <td>100</td> <td>168</td> <td>PEAK</td> </tr> </tbody> </table>	Limit	Read	Ant	Cable	Preamp	Aux	APos	TPos			Freq	Level	Line Margin	Level	Factor	Loss Factor	Factor		cm	deg	Remark	MHz	dBuV/m	dBuV/m	dB	dBuV	dB/m	dB	dB	dB	cm	deg	Remark	1	5629.58	55.14	68.30	-13.16	40.77	35.05	12.30	32.98	0.00	100	168	PEAK	2	5650.40	53.18	68.60	-15.42	38.75	35.08	12.32	32.97	0.00	100	168	PEAK	3	5710.00	58.86	108.12	-49.26	44.31	35.14	12.37	32.96	0.00	100	168	PEAK	4	5720.58	59.21	112.21	-53.00	44.63	35.15	12.38	32.95	0.00	100	168	PEAK	<table border="1"> <thead> <tr> <th>Limit</th> <th>Read</th> <th>Ant</th> <th>Cable</th> <th>Preamp</th> <th>Aux</th> <th>APos</th> <th>TPos</th> <th colspan="2"></th> </tr> <tr> <th>Freq</th> <th>Level</th> <th>Line Margin</th> <th>Level</th> <th>Factor</th> <th>Loss Factor</th> <th>Factor</th> <th></th> <th>cm</th> <th>deg</th> <th>Remark</th> </tr> <tr> <th>MHz</th> <th>dBuV/m</th> <th>dBuV/m</th> <th>dB</th> <th>dBuV</th> <th>dB/m</th> <th>dB</th> <th>dB</th> <th>dB</th> <th>cm</th> <th>deg</th> <th>Remark</th> </tr> </thead> <tbody> <tr> <td>1</td> <td>5775.00</td> <td>95.76</td> <td>-----</td> <td>-----</td> <td>80.97</td> <td>35.25</td> <td>12.47</td> <td>32.93</td> <td>0.00</td> <td>100</td> <td>168</td> <td>PEAK</td> </tr> </tbody> </table>	Limit	Read	Ant	Cable	Preamp	Aux	APos	TPos			Freq	Level	Line Margin	Level	Factor	Loss Factor	Factor		cm	deg	Remark	MHz	dBuV/m	dBuV/m	dB	dBuV	dB/m	dB	dB	dB	cm	deg	Remark	1	5775.00	95.76	-----	-----	80.97	35.25	12.47	32.93	0.00	100	168	PEAK
Limit	Read	Ant	Cable	Preamp	Aux	APos	TPos																																																																																																																														
Freq	Level	Line Margin	Level	Factor	Loss Factor	Factor		cm	deg	Remark																																																																																																																											
MHz	dBuV/m	dBuV/m	dB	dBuV	dB/m	dB	dB	dB	cm	deg	Remark																																																																																																																										
1	5629.58	55.14	68.30	-13.16	40.77	35.05	12.30	32.98	0.00	100	168	PEAK																																																																																																																									
2	5650.40	53.18	68.60	-15.42	38.75	35.08	12.32	32.97	0.00	100	168	PEAK																																																																																																																									
3	5710.00	58.86	108.12	-49.26	44.31	35.14	12.37	32.96	0.00	100	168	PEAK																																																																																																																									
4	5720.58	59.21	112.21	-53.00	44.63	35.15	12.38	32.95	0.00	100	168	PEAK																																																																																																																									
Limit	Read	Ant	Cable	Preamp	Aux	APos	TPos																																																																																																																														
Freq	Level	Line Margin	Level	Factor	Loss Factor	Factor		cm	deg	Remark																																																																																																																											
MHz	dBuV/m	dBuV/m	dB	dBuV	dB/m	dB	dB	dB	cm	deg	Remark																																																																																																																										
1	5775.00	95.76	-----	-----	80.97	35.25	12.47	32.93	0.00	100	168	PEAK																																																																																																																									
Avg	Blank	<table border="1"> <thead> <tr> <th>Limit</th> <th>Read</th> <th>Ant</th> <th>Cable</th> <th>Preamp</th> <th>Aux</th> <th>APos</th> <th>TPos</th> <th colspan="2"></th> </tr> <tr> <th>Freq</th> <th>Level</th> <th>Line Margin</th> <th>Level</th> <th>Factor</th> <th>Loss Factor</th> <th>Factor</th> <th></th> <th>cm</th> <th>deg</th> <th>Remark</th> </tr> <tr> <th>MHz</th> <th>dBuV/m</th> <th>dBuV/m</th> <th>dB</th> <th>dBuV</th> <th>dB/m</th> <th>dB</th> <th>dB</th> <th>dB</th> <th>cm</th> <th>deg</th> <th>Remark</th> </tr> </thead> <tbody> <tr> <td>1</td> <td>5775.00</td> <td>87.07</td> <td>-----</td> <td>-----</td> <td>72.40</td> <td>35.19</td> <td>12.42</td> <td>32.94</td> <td>0.00</td> <td>100</td> <td>168</td> <td>AVERAGE</td> </tr> </tbody> </table>	Limit	Read	Ant	Cable	Preamp	Aux	APos	TPos			Freq	Level	Line Margin	Level	Factor	Loss Factor	Factor		cm	deg	Remark	MHz	dBuV/m	dBuV/m	dB	dBuV	dB/m	dB	dB	dB	cm	deg	Remark	1	5775.00	87.07	-----	-----	72.40	35.19	12.42	32.94	0.00	100	168	AVERAGE																																																																																					
Limit	Read	Ant	Cable	Preamp	Aux	APos	TPos																																																																																																																														
Freq	Level	Line Margin	Level	Factor	Loss Factor	Factor		cm	deg	Remark																																																																																																																											
MHz	dBuV/m	dBuV/m	dB	dBuV	dB/m	dB	dB	dB	cm	deg	Remark																																																																																																																										
1	5775.00	87.07	-----	-----	72.40	35.19	12.42	32.94	0.00	100	168	AVERAGE																																																																																																																									



Mode	50																																																																																	
	Band Edge - R																																																																																	
	U-NII-3_5.725-5.85_802.11ax HE80_CH155_Full RU_5775MHz																																																																																	
ANT	CDD 9+10																																																																																	
Pol.	Horizontal	Fundamental																																																																																
Peak	<table border="1"> <thead> <tr> <th>Limit</th> <th>Read</th> <th>Ant</th> <th>Cable</th> <th>Preamp</th> <th>Aux</th> <th>APos</th> <th>TPos</th> <th>Remark</th> </tr> <tr> <th>Freq</th> <th>Level</th> <th>Line Margin</th> <th>Level</th> <th>Factor</th> <th>Loss Factor</th> <th>Factor</th> <th></th> <th></th> </tr> <tr> <th>MHz</th> <th>dBuV/m</th> <th>dBuV/m</th> <th>dB</th> <th>dBuV</th> <th>dB/m</th> <th>dB</th> <th>dB</th> <th>cm</th> <th>deg</th> </tr> </thead> <tbody> <tr> <td>1</td> <td>5854.80</td> <td>54.88</td> <td>111.36</td> <td>-56.48</td> <td>40.01</td> <td>35.32</td> <td>12.52</td> <td>32.97</td> <td>0.00</td> <td>100</td> <td>168</td> <td>PEAK</td> </tr> <tr> <td>2</td> <td>5872.48</td> <td>55.00</td> <td>106.01</td> <td>-51.01</td> <td>40.10</td> <td>35.34</td> <td>12.54</td> <td>32.98</td> <td>0.00</td> <td>100</td> <td>168</td> <td>PEAK</td> </tr> <tr> <td>3</td> <td>5923.40</td> <td>53.99</td> <td>69.48</td> <td>-15.49</td> <td>39.00</td> <td>35.41</td> <td>12.59</td> <td>33.01</td> <td>0.00</td> <td>100</td> <td>168</td> <td>PEAK</td> </tr> <tr> <td>4</td> <td>5947.03</td> <td>55.55</td> <td>68.30</td> <td>-12.75</td> <td>40.53</td> <td>35.44</td> <td>12.61</td> <td>33.03</td> <td>0.00</td> <td>100</td> <td>168</td> <td>PEAK</td> </tr> </tbody> </table>	Limit	Read	Ant	Cable	Preamp	Aux	APos	TPos	Remark	Freq	Level	Line Margin	Level	Factor	Loss Factor	Factor			MHz	dBuV/m	dBuV/m	dB	dBuV	dB/m	dB	dB	cm	deg	1	5854.80	54.88	111.36	-56.48	40.01	35.32	12.52	32.97	0.00	100	168	PEAK	2	5872.48	55.00	106.01	-51.01	40.10	35.34	12.54	32.98	0.00	100	168	PEAK	3	5923.40	53.99	69.48	-15.49	39.00	35.41	12.59	33.01	0.00	100	168	PEAK	4	5947.03	55.55	68.30	-12.75	40.53	35.44	12.61	33.03	0.00	100	168	PEAK	Blank
Limit	Read	Ant	Cable	Preamp	Aux	APos	TPos	Remark																																																																										
Freq	Level	Line Margin	Level	Factor	Loss Factor	Factor																																																																												
MHz	dBuV/m	dBuV/m	dB	dBuV	dB/m	dB	dB	cm	deg																																																																									
1	5854.80	54.88	111.36	-56.48	40.01	35.32	12.52	32.97	0.00	100	168	PEAK																																																																						
2	5872.48	55.00	106.01	-51.01	40.10	35.34	12.54	32.98	0.00	100	168	PEAK																																																																						
3	5923.40	53.99	69.48	-15.49	39.00	35.41	12.59	33.01	0.00	100	168	PEAK																																																																						
4	5947.03	55.55	68.30	-12.75	40.53	35.44	12.61	33.03	0.00	100	168	PEAK																																																																						



	50																																																																																																																										
Mode	Band Edge - L																																																																																																																										
	U-NII-3_5.725-5.85_802.11ax HE80_CH155_Full RU_5775MHz																																																																																																																										
ANT	CDD 9+10																																																																																																																										
Pol.	Vertical	Fundamental																																																																																																																									
Peak	<table border="1"> <thead> <tr> <th>Limit</th> <th>Read</th> <th>Ant</th> <th>Cable</th> <th>Preamp</th> <th>Aux</th> <th>APos</th> <th>TPos</th> <th></th> </tr> <tr> <th>Freq</th> <th>Level</th> <th>Line Margin</th> <th>Level</th> <th>Factor</th> <th>Loss Factor</th> <th>Factor</th> <th></th> <th>Remark</th> </tr> <tr> <th>MHz</th> <th>dBuV/m</th> <th>dBuV/m</th> <th>dB</th> <th>dBuV</th> <th>dB/m</th> <th>dB</th> <th>dB</th> <th>cm</th> <th>deg</th> </tr> </thead> <tbody> <tr> <td>1</td> <td>5632.55</td> <td>55.93</td> <td>68.30</td> <td>-12.37</td> <td>41.54</td> <td>35.06</td> <td>12.31</td> <td>32.98</td> <td>0.00</td> <td>100</td> <td>326</td> <td>PEAK</td> </tr> <tr> <td>2</td> <td>5651.10</td> <td>55.12</td> <td>69.12</td> <td>-14.00</td> <td>40.69</td> <td>35.08</td> <td>12.32</td> <td>32.97</td> <td>0.00</td> <td>100</td> <td>326</td> <td>PEAK</td> </tr> <tr> <td>3</td> <td>5700.45</td> <td>56.17</td> <td>105.43</td> <td>-49.26</td> <td>41.64</td> <td>35.13</td> <td>12.36</td> <td>32.96</td> <td>0.00</td> <td>100</td> <td>326</td> <td>PEAK</td> </tr> <tr> <td>4</td> <td>5720.05</td> <td>56.81</td> <td>111.01</td> <td>-54.20</td> <td>42.23</td> <td>35.15</td> <td>12.38</td> <td>32.95</td> <td>0.00</td> <td>100</td> <td>326</td> <td>PEAK</td> </tr> </tbody> </table>	Limit	Read	Ant	Cable	Preamp	Aux	APos	TPos		Freq	Level	Line Margin	Level	Factor	Loss Factor	Factor		Remark	MHz	dBuV/m	dBuV/m	dB	dBuV	dB/m	dB	dB	cm	deg	1	5632.55	55.93	68.30	-12.37	41.54	35.06	12.31	32.98	0.00	100	326	PEAK	2	5651.10	55.12	69.12	-14.00	40.69	35.08	12.32	32.97	0.00	100	326	PEAK	3	5700.45	56.17	105.43	-49.26	41.64	35.13	12.36	32.96	0.00	100	326	PEAK	4	5720.05	56.81	111.01	-54.20	42.23	35.15	12.38	32.95	0.00	100	326	PEAK	<table border="1"> <thead> <tr> <th>Limit</th> <th>Read</th> <th>Ant</th> <th>Cable</th> <th>Preamp</th> <th>Aux</th> <th>APos</th> <th>TPos</th> <th></th> </tr> <tr> <th>Freq</th> <th>Level</th> <th>Line Margin</th> <th>Level</th> <th>Factor</th> <th>Loss Factor</th> <th>Factor</th> <th></th> <th>Remark</th> </tr> <tr> <th>MHz</th> <th>dBuV/m</th> <th>dBuV/m</th> <th>dB</th> <th>dBuV</th> <th>dB/m</th> <th>dB</th> <th>dB</th> <th>cm</th> <th>deg</th> </tr> </thead> <tbody> <tr> <td>1</td> <td>5775.00</td> <td>94.81</td> <td>-----</td> <td>-----</td> <td>80.11</td> <td>35.21</td> <td>12.43</td> <td>32.94</td> <td>0.00</td> <td>100</td> <td>326</td> <td>PEAK</td> </tr> </tbody> </table>	Limit	Read	Ant	Cable	Preamp	Aux	APos	TPos		Freq	Level	Line Margin	Level	Factor	Loss Factor	Factor		Remark	MHz	dBuV/m	dBuV/m	dB	dBuV	dB/m	dB	dB	cm	deg	1	5775.00	94.81	-----	-----	80.11	35.21	12.43	32.94	0.00	100	326	PEAK
Limit	Read	Ant	Cable	Preamp	Aux	APos	TPos																																																																																																																				
Freq	Level	Line Margin	Level	Factor	Loss Factor	Factor		Remark																																																																																																																			
MHz	dBuV/m	dBuV/m	dB	dBuV	dB/m	dB	dB	cm	deg																																																																																																																		
1	5632.55	55.93	68.30	-12.37	41.54	35.06	12.31	32.98	0.00	100	326	PEAK																																																																																																															
2	5651.10	55.12	69.12	-14.00	40.69	35.08	12.32	32.97	0.00	100	326	PEAK																																																																																																															
3	5700.45	56.17	105.43	-49.26	41.64	35.13	12.36	32.96	0.00	100	326	PEAK																																																																																																															
4	5720.05	56.81	111.01	-54.20	42.23	35.15	12.38	32.95	0.00	100	326	PEAK																																																																																																															
Limit	Read	Ant	Cable	Preamp	Aux	APos	TPos																																																																																																																				
Freq	Level	Line Margin	Level	Factor	Loss Factor	Factor		Remark																																																																																																																			
MHz	dBuV/m	dBuV/m	dB	dBuV	dB/m	dB	dB	cm	deg																																																																																																																		
1	5775.00	94.81	-----	-----	80.11	35.21	12.43	32.94	0.00	100	326	PEAK																																																																																																															
Avg	Blank	<table border="1"> <thead> <tr> <th>Limit</th> <th>Read</th> <th>Ant</th> <th>Cable</th> <th>Preamp</th> <th>Aux</th> <th>APos</th> <th>TPos</th> <th></th> </tr> <tr> <th>Freq</th> <th>Level</th> <th>Line Margin</th> <th>Level</th> <th>Factor</th> <th>Loss Factor</th> <th>Factor</th> <th></th> <th>Remark</th> </tr> <tr> <th>MHz</th> <th>dBuV/m</th> <th>dBuV/m</th> <th>dB</th> <th>dBuV</th> <th>dB/m</th> <th>dB</th> <th>dB</th> <th>cm</th> <th>deg</th> </tr> </thead> <tbody> <tr> <td>1</td> <td>5775.00</td> <td>85.41</td> <td>-----</td> <td>-----</td> <td>70.71</td> <td>35.21</td> <td>12.43</td> <td>32.94</td> <td>0.00</td> <td>100</td> <td>326</td> <td>AVERAGE</td> </tr> </tbody> </table>	Limit	Read	Ant	Cable	Preamp	Aux	APos	TPos		Freq	Level	Line Margin	Level	Factor	Loss Factor	Factor		Remark	MHz	dBuV/m	dBuV/m	dB	dBuV	dB/m	dB	dB	cm	deg	1	5775.00	85.41	-----	-----	70.71	35.21	12.43	32.94	0.00	100	326	AVERAGE																																																																																
Limit	Read	Ant	Cable	Preamp	Aux	APos	TPos																																																																																																																				
Freq	Level	Line Margin	Level	Factor	Loss Factor	Factor		Remark																																																																																																																			
MHz	dBuV/m	dBuV/m	dB	dBuV	dB/m	dB	dB	cm	deg																																																																																																																		
1	5775.00	85.41	-----	-----	70.71	35.21	12.43	32.94	0.00	100	326	AVERAGE																																																																																																															



Mode	50																																																																																	
	Band Edge - R																																																																																	
	U-NII-3_5.725-5.85_802.11ax HE80_CH155_Full RU_5775MHz																																																																																	
ANT	CDD 9+10																																																																																	
Pol.	Vertical	Fundamental																																																																																
Peak	<table border="1"> <thead> <tr> <th>Limit</th> <th>Read</th> <th>Ant</th> <th>Cable</th> <th>Preamp</th> <th>Aux</th> <th>APos</th> <th>TPos</th> <th>Remark</th> </tr> <tr> <th>Freq</th> <th>Level</th> <th>Line Margin</th> <th>Level</th> <th>Factor</th> <th>Loss Factor</th> <th>Factor</th> <th>cm</th> <th>deg</th> </tr> <tr> <th>MHz</th> <th>dBuV/m</th> <th>dBuV/m</th> <th>dB</th> <th>dBuV</th> <th>dB/m</th> <th>dB</th> <th>dB</th> <th>cm</th> <th>deg</th> </tr> </thead> <tbody> <tr> <td>1</td> <td>5854.98</td> <td>53.13</td> <td>110.96</td> <td>-57.83</td> <td>38.26</td> <td>35.32</td> <td>12.52</td> <td>32.97</td> <td>0.00</td> <td>100</td> <td>326</td> <td>PEAK</td> </tr> <tr> <td>2</td> <td>5870.90</td> <td>55.76</td> <td>106.45</td> <td>-50.69</td> <td>40.86</td> <td>35.34</td> <td>12.54</td> <td>32.98</td> <td>0.00</td> <td>100</td> <td>326</td> <td>PEAK</td> </tr> <tr> <td>3</td> <td>5924.80</td> <td>55.11</td> <td>68.45</td> <td>-13.34</td> <td>40.12</td> <td>35.41</td> <td>12.59</td> <td>33.01</td> <td>0.00</td> <td>100</td> <td>326</td> <td>PEAK</td> </tr> <tr> <td>4</td> <td>5929.00</td> <td>55.27</td> <td>68.30</td> <td>-13.03</td> <td>40.28</td> <td>35.41</td> <td>12.60</td> <td>33.02</td> <td>0.00</td> <td>100</td> <td>326</td> <td>PEAK</td> </tr> </tbody> </table>	Limit	Read	Ant	Cable	Preamp	Aux	APos	TPos	Remark	Freq	Level	Line Margin	Level	Factor	Loss Factor	Factor	cm	deg	MHz	dBuV/m	dBuV/m	dB	dBuV	dB/m	dB	dB	cm	deg	1	5854.98	53.13	110.96	-57.83	38.26	35.32	12.52	32.97	0.00	100	326	PEAK	2	5870.90	55.76	106.45	-50.69	40.86	35.34	12.54	32.98	0.00	100	326	PEAK	3	5924.80	55.11	68.45	-13.34	40.12	35.41	12.59	33.01	0.00	100	326	PEAK	4	5929.00	55.27	68.30	-13.03	40.28	35.41	12.60	33.02	0.00	100	326	PEAK	Blank
Limit	Read	Ant	Cable	Preamp	Aux	APos	TPos	Remark																																																																										
Freq	Level	Line Margin	Level	Factor	Loss Factor	Factor	cm	deg																																																																										
MHz	dBuV/m	dBuV/m	dB	dBuV	dB/m	dB	dB	cm	deg																																																																									
1	5854.98	53.13	110.96	-57.83	38.26	35.32	12.52	32.97	0.00	100	326	PEAK																																																																						
2	5870.90	55.76	106.45	-50.69	40.86	35.34	12.54	32.98	0.00	100	326	PEAK																																																																						
3	5924.80	55.11	68.45	-13.34	40.12	35.41	12.59	33.01	0.00	100	326	PEAK																																																																						
4	5929.00	55.27	68.30	-13.03	40.28	35.41	12.60	33.02	0.00	100	326	PEAK																																																																						



Mode	50																																																																														
	Harmonic																																																																														
	U-NII-3_5.725-5.85_802.11ax HE80_CH155_Full RU_5775MHz																																																																														
ANT	CDD 9+10																																																																														
Pol.	Horizontal	Vertical																																																																													
Peak Avg																																																																															
	<table border="1"> <thead> <tr> <th>Limit</th> <th>Read</th> <th>Ant</th> <th>Cable</th> <th>Preamp</th> <th>Aux</th> <th>APos</th> <th>TPos</th> <th>Remark</th> </tr> <tr> <th>Freq</th> <th>Level</th> <th>Line Margin</th> <th>Level Factor</th> <th>Loss Factor</th> <th>Factor</th> <th></th> <th></th> <th></th> </tr> <tr> <th>MHz</th> <th>dBuV/m</th> <th>dBuV/m</th> <th>dB</th> <th>dBuV</th> <th>dB/m</th> <th>dB</th> <th>dB</th> <th>cm</th> <th>deg</th> </tr> </thead> <tbody> <tr> <td>1 11550.00</td> <td>45.64</td> <td>74.00</td> <td>-28.36</td> <td>51.41</td> <td>38.89</td> <td>17.80</td> <td>62.46</td> <td>0.00</td> <td>300</td> <td>0 PEAK</td> </tr> </tbody> </table>	Limit	Read	Ant	Cable	Preamp	Aux	APos	TPos	Remark	Freq	Level	Line Margin	Level Factor	Loss Factor	Factor				MHz	dBuV/m	dBuV/m	dB	dBuV	dB/m	dB	dB	cm	deg	1 11550.00	45.64	74.00	-28.36	51.41	38.89	17.80	62.46	0.00	300	0 PEAK	<table border="1"> <thead> <tr> <th>Limit</th> <th>Read</th> <th>Ant</th> <th>Cable</th> <th>Preamp</th> <th>Aux</th> <th>APos</th> <th>TPos</th> <th>Remark</th> </tr> <tr> <th>Freq</th> <th>Level</th> <th>Line Margin</th> <th>Level Factor</th> <th>Loss Factor</th> <th>Factor</th> <th></th> <th></th> <th></th> </tr> <tr> <th>MHz</th> <th>dBuV/m</th> <th>dBuV/m</th> <th>dB</th> <th>dBuV</th> <th>dB/m</th> <th>dB</th> <th>dB</th> <th>cm</th> <th>deg</th> </tr> </thead> <tbody> <tr> <td>1 11550.00</td> <td>46.25</td> <td>74.00</td> <td>-27.75</td> <td>52.02</td> <td>38.89</td> <td>17.80</td> <td>62.46</td> <td>0.00</td> <td>100</td> <td>0 PEAK</td> </tr> </tbody> </table>	Limit	Read	Ant	Cable	Preamp	Aux	APos	TPos	Remark	Freq	Level	Line Margin	Level Factor	Loss Factor	Factor				MHz	dBuV/m	dBuV/m	dB	dBuV	dB/m	dB	dB	cm	deg	1 11550.00	46.25	74.00	-27.75	52.02	38.89	17.80	62.46	0.00	100
Limit	Read	Ant	Cable	Preamp	Aux	APos	TPos	Remark																																																																							
Freq	Level	Line Margin	Level Factor	Loss Factor	Factor																																																																										
MHz	dBuV/m	dBuV/m	dB	dBuV	dB/m	dB	dB	cm	deg																																																																						
1 11550.00	45.64	74.00	-28.36	51.41	38.89	17.80	62.46	0.00	300	0 PEAK																																																																					
Limit	Read	Ant	Cable	Preamp	Aux	APos	TPos	Remark																																																																							
Freq	Level	Line Margin	Level Factor	Loss Factor	Factor																																																																										
MHz	dBuV/m	dBuV/m	dB	dBuV	dB/m	dB	dB	cm	deg																																																																						
1 11550.00	46.25	74.00	-27.75	52.02	38.89	17.80	62.46	0.00	100	0 PEAK																																																																					



51																																																																																
Mode	Band Edge																																																																															
U-NII-3_5.725-5.85_802.11ax HE20_CH149_Partial_RU26/0_5745MHz																																																																																
ANT	CDD 9+10																																																																															
Pol.	Horizontal																																																																															
Peak	Fundamental																																																																															
<table border="1"> <thead> <tr> <th></th> <th>Limit</th> <th>Read</th> <th>Ant</th> <th>Cable</th> <th>Preamp</th> <th>Aux</th> <th>APos</th> <th>TPos</th> <th></th> </tr> <tr> <th>Freq</th> <th>Level</th> <th>Line Margin</th> <th>Level</th> <th>Factor</th> <th>Loss Factor</th> <th>Factor</th> <th></th> <th></th> <th>Remark</th> </tr> <tr> <th>MHz</th> <th>dBuV/m</th> <th>dBuV/m</th> <th>dB</th> <th>dBuV</th> <th>dB/m</th> <th>dB</th> <th>dB</th> <th>dB</th> <th>cm</th> <th>deg</th> </tr> </thead> <tbody> <tr> <td>1</td> <td>5636.83</td> <td>55.82</td> <td>68.30</td> <td>-12.48</td> <td>41.43</td> <td>35.06</td> <td>12.31</td> <td>32.98</td> <td>0.00</td> <td>249</td> <td>15 PEAK</td> </tr> <tr> <td>2</td> <td>5650.46</td> <td>52.67</td> <td>68.64</td> <td>-15.97</td> <td>38.24</td> <td>35.08</td> <td>12.32</td> <td>32.97</td> <td>0.00</td> <td>249</td> <td>15 PEAK</td> </tr> <tr> <td>3</td> <td>5700.20</td> <td>54.31</td> <td>105.35</td> <td>-51.04</td> <td>39.78</td> <td>35.13</td> <td>12.36</td> <td>32.96</td> <td>0.00</td> <td>249</td> <td>15 PEAK</td> </tr> <tr> <td>4</td> <td>5720.21</td> <td>52.74</td> <td>111.37</td> <td>-58.63</td> <td>38.16</td> <td>35.15</td> <td>12.38</td> <td>32.95</td> <td>0.00</td> <td>249</td> <td>15 PEAK</td> </tr> </tbody> </table>			Limit	Read	Ant	Cable	Preamp	Aux	APos	TPos		Freq	Level	Line Margin	Level	Factor	Loss Factor	Factor			Remark	MHz	dBuV/m	dBuV/m	dB	dBuV	dB/m	dB	dB	dB	cm	deg	1	5636.83	55.82	68.30	-12.48	41.43	35.06	12.31	32.98	0.00	249	15 PEAK	2	5650.46	52.67	68.64	-15.97	38.24	35.08	12.32	32.97	0.00	249	15 PEAK	3	5700.20	54.31	105.35	-51.04	39.78	35.13	12.36	32.96	0.00	249	15 PEAK	4	5720.21	52.74	111.37	-58.63	38.16	35.15	12.38	32.95	0.00	249	15 PEAK
	Limit	Read	Ant	Cable	Preamp	Aux	APos	TPos																																																																								
Freq	Level	Line Margin	Level	Factor	Loss Factor	Factor			Remark																																																																							
MHz	dBuV/m	dBuV/m	dB	dBuV	dB/m	dB	dB	dB	cm	deg																																																																						
1	5636.83	55.82	68.30	-12.48	41.43	35.06	12.31	32.98	0.00	249	15 PEAK																																																																					
2	5650.46	52.67	68.64	-15.97	38.24	35.08	12.32	32.97	0.00	249	15 PEAK																																																																					
3	5700.20	54.31	105.35	-51.04	39.78	35.13	12.36	32.96	0.00	249	15 PEAK																																																																					
4	5720.21	52.74	111.37	-58.63	38.16	35.15	12.38	32.95	0.00	249	15 PEAK																																																																					
<table border="1"> <thead> <tr> <th></th> <th>Limit</th> <th>Read</th> <th>Ant</th> <th>Cable</th> <th>Preamp</th> <th>Aux</th> <th>APos</th> <th>TPos</th> <th></th> </tr> <tr> <th>Freq</th> <th>Level</th> <th>Line Margin</th> <th>Level</th> <th>Factor</th> <th>Loss Factor</th> <th>Factor</th> <th></th> <th></th> <th>Remark</th> </tr> <tr> <th>MHz</th> <th>dBuV/m</th> <th>dBuV/m</th> <th>dB</th> <th>dBuV</th> <th>dB/m</th> <th>dB</th> <th>dB</th> <th>dB</th> <th>cm</th> <th>deg</th> </tr> </thead> <tbody> <tr> <td>1</td> <td>5745.00</td> <td>108.96</td> <td>-----</td> <td>-----</td> <td>94.34</td> <td>35.17</td> <td>12.40</td> <td>32.95</td> <td>0.00</td> <td>249</td> <td>15 PEAK</td> </tr> </tbody> </table>			Limit	Read	Ant	Cable	Preamp	Aux	APos	TPos		Freq	Level	Line Margin	Level	Factor	Loss Factor	Factor			Remark	MHz	dBuV/m	dBuV/m	dB	dBuV	dB/m	dB	dB	dB	cm	deg	1	5745.00	108.96	-----	-----	94.34	35.17	12.40	32.95	0.00	249	15 PEAK																																				
	Limit	Read	Ant	Cable	Preamp	Aux	APos	TPos																																																																								
Freq	Level	Line Margin	Level	Factor	Loss Factor	Factor			Remark																																																																							
MHz	dBuV/m	dBuV/m	dB	dBuV	dB/m	dB	dB	dB	cm	deg																																																																						
1	5745.00	108.96	-----	-----	94.34	35.17	12.40	32.95	0.00	249	15 PEAK																																																																					
Avg	Blank																																																																															
<table border="1"> <thead> <tr> <th></th> <th>Limit</th> <th>Read</th> <th>Ant</th> <th>Cable</th> <th>Preamp</th> <th>Aux</th> <th>APos</th> <th>TPos</th> <th></th> </tr> <tr> <th>Freq</th> <th>Level</th> <th>Line Margin</th> <th>Level</th> <th>Factor</th> <th>Loss Factor</th> <th>Factor</th> <th></th> <th></th> <th>Remark</th> </tr> <tr> <th>MHz</th> <th>dBuV/m</th> <th>dBuV/m</th> <th>dB</th> <th>dBuV</th> <th>dB/m</th> <th>dB</th> <th>dB</th> <th>dB</th> <th>cm</th> <th>deg</th> </tr> </thead> <tbody> <tr> <td>1</td> <td>5745.00</td> <td>101.55</td> <td>-----</td> <td>-----</td> <td>86.93</td> <td>35.17</td> <td>12.40</td> <td>32.95</td> <td>0.00</td> <td>249</td> <td>15 AVERAGE</td> </tr> </tbody> </table>			Limit	Read	Ant	Cable	Preamp	Aux	APos	TPos		Freq	Level	Line Margin	Level	Factor	Loss Factor	Factor			Remark	MHz	dBuV/m	dBuV/m	dB	dBuV	dB/m	dB	dB	dB	cm	deg	1	5745.00	101.55	-----	-----	86.93	35.17	12.40	32.95	0.00	249	15 AVERAGE																																				
	Limit	Read	Ant	Cable	Preamp	Aux	APos	TPos																																																																								
Freq	Level	Line Margin	Level	Factor	Loss Factor	Factor			Remark																																																																							
MHz	dBuV/m	dBuV/m	dB	dBuV	dB/m	dB	dB	dB	cm	deg																																																																						
1	5745.00	101.55	-----	-----	86.93	35.17	12.40	32.95	0.00	249	15 AVERAGE																																																																					



		51																																																																																																																															
Mode	Band Edge																																																																																																																																
	U-NII-3_5.725-5.85_802.11ax HE20_CH149_Partial_RU26/0_5745MHz																																																																																																																																
ANT	CDD 9+10																																																																																																																																
Pol.	Vertical	Fundamental																																																																																																																															
Peak																																																																																																																																	
	<table border="1"> <thead> <tr> <th></th> <th>Limit</th> <th>Read</th> <th>Ant</th> <th>Cable</th> <th>Preamp</th> <th>Aux</th> <th>APos</th> <th>TPos</th> <th></th> </tr> <tr> <th>Freq</th> <th>Level</th> <th>Line Margin</th> <th>Level</th> <th>Factor</th> <th>Loss Factor</th> <th>Factor</th> <th></th> <th></th> <th>Remark</th> </tr> <tr> <th></th> <th>MHz</th> <th>dBuV/m</th> <th>dBuV/m</th> <th>dB</th> <th>dBuV</th> <th>dB/m</th> <th>dB</th> <th>dB</th> <th>cm</th> <th>deg</th> </tr> </thead> <tbody> <tr> <td>1</td> <td>5617.40</td> <td>54.03</td> <td>68.30</td> <td>-14.27</td> <td>39.68</td> <td>35.04</td> <td>12.29</td> <td>32.98</td> <td>0.00</td> <td>284</td> <td>302</td> <td>PEAK</td> </tr> <tr> <td>2</td> <td>5650.61</td> <td>53.25</td> <td>68.75</td> <td>-15.50</td> <td>38.82</td> <td>35.08</td> <td>12.32</td> <td>32.97</td> <td>0.00</td> <td>284</td> <td>302</td> <td>PEAK</td> </tr> <tr> <td>3</td> <td>5701.36</td> <td>54.80</td> <td>105.68</td> <td>-50.88</td> <td>40.27</td> <td>35.13</td> <td>12.36</td> <td>32.96</td> <td>0.00</td> <td>284</td> <td>302</td> <td>PEAK</td> </tr> <tr> <td>4</td> <td>5721.08</td> <td>54.91</td> <td>113.35</td> <td>-58.44</td> <td>40.32</td> <td>35.16</td> <td>12.38</td> <td>32.95</td> <td>0.00</td> <td>284</td> <td>302</td> <td>PEAK</td> </tr> </tbody> </table>			Limit	Read	Ant	Cable	Preamp	Aux	APos	TPos		Freq	Level	Line Margin	Level	Factor	Loss Factor	Factor			Remark		MHz	dBuV/m	dBuV/m	dB	dBuV	dB/m	dB	dB	cm	deg	1	5617.40	54.03	68.30	-14.27	39.68	35.04	12.29	32.98	0.00	284	302	PEAK	2	5650.61	53.25	68.75	-15.50	38.82	35.08	12.32	32.97	0.00	284	302	PEAK	3	5701.36	54.80	105.68	-50.88	40.27	35.13	12.36	32.96	0.00	284	302	PEAK	4	5721.08	54.91	113.35	-58.44	40.32	35.16	12.38	32.95	0.00	284	302	PEAK	<table border="1"> <thead> <tr> <th></th> <th>Limit</th> <th>Read</th> <th>Ant</th> <th>Cable</th> <th>Preamp</th> <th>Aux</th> <th>APos</th> <th>TPos</th> <th></th> </tr> <tr> <th>Freq</th> <th>Level</th> <th>Line Margin</th> <th>Level</th> <th>Factor</th> <th>Loss Factor</th> <th>Factor</th> <th></th> <th></th> <th>Remark</th> </tr> <tr> <th></th> <th>MHz</th> <th>dBuV/m</th> <th>dBuV/m</th> <th>dB</th> <th>dBuV</th> <th>dB/m</th> <th>dB</th> <th>dB</th> <th>cm</th> <th>deg</th> </tr> </thead> <tbody> <tr> <td>1</td> <td>5745.00</td> <td>107.88</td> <td>-----</td> <td>-----</td> <td>93.26</td> <td>35.17</td> <td>12.40</td> <td>32.95</td> <td>0.00</td> <td>284</td> <td>302</td> <td>PEAK</td> </tr> </tbody> </table>		Limit	Read	Ant	Cable	Preamp	Aux	APos	TPos		Freq	Level	Line Margin	Level	Factor	Loss Factor	Factor			Remark		MHz	dBuV/m	dBuV/m	dB	dBuV	dB/m	dB	dB	cm	deg	1	5745.00	107.88	-----	-----	93.26	35.17	12.40	32.95	0.00	284	302
	Limit	Read	Ant	Cable	Preamp	Aux	APos	TPos																																																																																																																									
Freq	Level	Line Margin	Level	Factor	Loss Factor	Factor			Remark																																																																																																																								
	MHz	dBuV/m	dBuV/m	dB	dBuV	dB/m	dB	dB	cm	deg																																																																																																																							
1	5617.40	54.03	68.30	-14.27	39.68	35.04	12.29	32.98	0.00	284	302	PEAK																																																																																																																					
2	5650.61	53.25	68.75	-15.50	38.82	35.08	12.32	32.97	0.00	284	302	PEAK																																																																																																																					
3	5701.36	54.80	105.68	-50.88	40.27	35.13	12.36	32.96	0.00	284	302	PEAK																																																																																																																					
4	5721.08	54.91	113.35	-58.44	40.32	35.16	12.38	32.95	0.00	284	302	PEAK																																																																																																																					
	Limit	Read	Ant	Cable	Preamp	Aux	APos	TPos																																																																																																																									
Freq	Level	Line Margin	Level	Factor	Loss Factor	Factor			Remark																																																																																																																								
	MHz	dBuV/m	dBuV/m	dB	dBuV	dB/m	dB	dB	cm	deg																																																																																																																							
1	5745.00	107.88	-----	-----	93.26	35.17	12.40	32.95	0.00	284	302	PEAK																																																																																																																					
Avg	Blank																																																																																																																																
		<table border="1"> <thead> <tr> <th></th> <th>Limit</th> <th>Read</th> <th>Ant</th> <th>Cable</th> <th>Preamp</th> <th>Aux</th> <th>APos</th> <th>TPos</th> <th></th> </tr> <tr> <th>Freq</th> <th>Level</th> <th>Line Margin</th> <th>Level</th> <th>Factor</th> <th>Loss Factor</th> <th>Factor</th> <th></th> <th></th> <th>Remark</th> </tr> <tr> <th></th> <th>MHz</th> <th>dBuV/m</th> <th>dBuV/m</th> <th>dB</th> <th>dBuV</th> <th>dB/m</th> <th>dB</th> <th>dB</th> <th>cm</th> <th>deg</th> </tr> </thead> <tbody> <tr> <td>1</td> <td>5745.00</td> <td>100.94</td> <td>-----</td> <td>-----</td> <td>86.32</td> <td>35.17</td> <td>12.40</td> <td>32.95</td> <td>0.00</td> <td>284</td> <td>302</td> <td>AVERAGE</td> </tr> </tbody> </table>			Limit	Read	Ant	Cable	Preamp	Aux	APos	TPos		Freq	Level	Line Margin	Level	Factor	Loss Factor	Factor			Remark		MHz	dBuV/m	dBuV/m	dB	dBuV	dB/m	dB	dB	cm	deg	1	5745.00	100.94	-----	-----	86.32	35.17	12.40	32.95	0.00	284	302	AVERAGE																																																																																		
	Limit	Read	Ant	Cable	Preamp	Aux	APos	TPos																																																																																																																									
Freq	Level	Line Margin	Level	Factor	Loss Factor	Factor			Remark																																																																																																																								
	MHz	dBuV/m	dBuV/m	dB	dBuV	dB/m	dB	dB	cm	deg																																																																																																																							
1	5745.00	100.94	-----	-----	86.32	35.17	12.40	32.95	0.00	284	302	AVERAGE																																																																																																																					



52																																																																																				
Mode	Band Edge																																																																																			
U-NII-3_5.725-5.85_802.11ax HE20_CH165_Partial_RU26/8_5825MHz																																																																																				
ANT	CDD 9+10																																																																																			
Pol.	Horizontal																																																																																			
Peak	Fundamental																																																																																			
<table border="1"> <thead> <tr> <th>Limit</th> <th>Read</th> <th>Ant</th> <th>Cable</th> <th>Preamp</th> <th>Aux</th> <th>APos</th> <th>TPos</th> <th colspan="2"></th> </tr> <tr> <th>Freq</th> <th>Level</th> <th>Line Margin</th> <th>Level</th> <th>Factor</th> <th>Loss Factor</th> <th>Factor</th> <th></th> <th>cm</th> <th>deg</th> </tr> <tr> <th>MHz</th> <th>dBuV/m</th> <th>dBuV/m</th> <th>dB</th> <th>dBuV</th> <th>dB/m</th> <th>dB</th> <th>dB</th> <th>dB</th> <th>cm</th> <th>deg</th> </tr> </thead> <tbody> <tr> <td>1</td> <td>5855.00</td> <td>52.89</td> <td>110.90</td> <td>-58.01</td> <td>38.02</td> <td>35.32</td> <td>12.52</td> <td>32.97</td> <td>0.00</td> <td>100</td> <td>227</td> <td>PEAK</td> </tr> <tr> <td>2</td> <td>5874.00</td> <td>54.27</td> <td>105.58</td> <td>-51.31</td> <td>39.36</td> <td>35.35</td> <td>12.54</td> <td>32.98</td> <td>0.00</td> <td>100</td> <td>227</td> <td>PEAK</td> </tr> <tr> <td>3</td> <td>5924.75</td> <td>55.23</td> <td>68.48</td> <td>-13.25</td> <td>40.24</td> <td>35.41</td> <td>12.59</td> <td>33.01</td> <td>0.00</td> <td>100</td> <td>227</td> <td>PEAK</td> </tr> <tr> <td>4</td> <td>5949.25</td> <td>55.82</td> <td>68.30</td> <td>-12.48</td> <td>40.80</td> <td>35.44</td> <td>12.61</td> <td>33.03</td> <td>0.00</td> <td>100</td> <td>227</td> <td>PEAK</td> </tr> </tbody> </table>		Limit	Read	Ant	Cable	Preamp	Aux	APos	TPos			Freq	Level	Line Margin	Level	Factor	Loss Factor	Factor		cm	deg	MHz	dBuV/m	dBuV/m	dB	dBuV	dB/m	dB	dB	dB	cm	deg	1	5855.00	52.89	110.90	-58.01	38.02	35.32	12.52	32.97	0.00	100	227	PEAK	2	5874.00	54.27	105.58	-51.31	39.36	35.35	12.54	32.98	0.00	100	227	PEAK	3	5924.75	55.23	68.48	-13.25	40.24	35.41	12.59	33.01	0.00	100	227	PEAK	4	5949.25	55.82	68.30	-12.48	40.80	35.44	12.61	33.03	0.00	100	227	PEAK
Limit	Read	Ant	Cable	Preamp	Aux	APos	TPos																																																																													
Freq	Level	Line Margin	Level	Factor	Loss Factor	Factor		cm	deg																																																																											
MHz	dBuV/m	dBuV/m	dB	dBuV	dB/m	dB	dB	dB	cm	deg																																																																										
1	5855.00	52.89	110.90	-58.01	38.02	35.32	12.52	32.97	0.00	100	227	PEAK																																																																								
2	5874.00	54.27	105.58	-51.31	39.36	35.35	12.54	32.98	0.00	100	227	PEAK																																																																								
3	5924.75	55.23	68.48	-13.25	40.24	35.41	12.59	33.01	0.00	100	227	PEAK																																																																								
4	5949.25	55.82	68.30	-12.48	40.80	35.44	12.61	33.03	0.00	100	227	PEAK																																																																								
<table border="1"> <thead> <tr> <th>Limit</th> <th>Read</th> <th>Ant</th> <th>Cable</th> <th>Preamp</th> <th>Aux</th> <th>APos</th> <th>TPos</th> <th colspan="2"></th> </tr> <tr> <th>Freq</th> <th>Level</th> <th>Line Margin</th> <th>Level</th> <th>Factor</th> <th>Loss Factor</th> <th>Factor</th> <th></th> <th>cm</th> <th>deg</th> </tr> <tr> <th>MHz</th> <th>dBuV/m</th> <th>dBuV/m</th> <th>dB</th> <th>dBuV</th> <th>dB/m</th> <th>dB</th> <th>dB</th> <th>dB</th> <th>cm</th> <th>deg</th> </tr> </thead> <tbody> <tr> <td>1</td> <td>5825.00</td> <td>108.91</td> <td>-----</td> <td>-----</td> <td>94.06</td> <td>35.30</td> <td>12.51</td> <td>32.96</td> <td>0.00</td> <td>100</td> <td>227</td> <td>PEAK</td> </tr> </tbody> </table>		Limit	Read	Ant	Cable	Preamp	Aux	APos	TPos			Freq	Level	Line Margin	Level	Factor	Loss Factor	Factor		cm	deg	MHz	dBuV/m	dBuV/m	dB	dBuV	dB/m	dB	dB	dB	cm	deg	1	5825.00	108.91	-----	-----	94.06	35.30	12.51	32.96	0.00	100	227	PEAK																																							
Limit	Read	Ant	Cable	Preamp	Aux	APos	TPos																																																																													
Freq	Level	Line Margin	Level	Factor	Loss Factor	Factor		cm	deg																																																																											
MHz	dBuV/m	dBuV/m	dB	dBuV	dB/m	dB	dB	dB	cm	deg																																																																										
1	5825.00	108.91	-----	-----	94.06	35.30	12.51	32.96	0.00	100	227	PEAK																																																																								
Avg	Blank																																																																																			
<table border="1"> <thead> <tr> <th>Limit</th> <th>Read</th> <th>Ant</th> <th>Cable</th> <th>Preamp</th> <th>Aux</th> <th>APos</th> <th>TPos</th> <th colspan="2"></th> </tr> <tr> <th>Freq</th> <th>Level</th> <th>Line Margin</th> <th>Level</th> <th>Factor</th> <th>Loss Factor</th> <th>Factor</th> <th></th> <th>cm</th> <th>deg</th> </tr> <tr> <th>MHz</th> <th>dBuV/m</th> <th>dBuV/m</th> <th>dB</th> <th>dBuV</th> <th>dB/m</th> <th>dB</th> <th>dB</th> <th>dB</th> <th>cm</th> <th>deg</th> </tr> </thead> <tbody> <tr> <td>1</td> <td>5825.00</td> <td>103.23</td> <td>-----</td> <td>-----</td> <td>88.38</td> <td>35.30</td> <td>12.51</td> <td>32.96</td> <td>0.00</td> <td>100</td> <td>227</td> <td>AVERAGE</td> </tr> </tbody> </table>		Limit	Read	Ant	Cable	Preamp	Aux	APos	TPos			Freq	Level	Line Margin	Level	Factor	Loss Factor	Factor		cm	deg	MHz	dBuV/m	dBuV/m	dB	dBuV	dB/m	dB	dB	dB	cm	deg	1	5825.00	103.23	-----	-----	88.38	35.30	12.51	32.96	0.00	100	227	AVERAGE																																							
Limit	Read	Ant	Cable	Preamp	Aux	APos	TPos																																																																													
Freq	Level	Line Margin	Level	Factor	Loss Factor	Factor		cm	deg																																																																											
MHz	dBuV/m	dBuV/m	dB	dBuV	dB/m	dB	dB	dB	cm	deg																																																																										
1	5825.00	103.23	-----	-----	88.38	35.30	12.51	32.96	0.00	100	227	AVERAGE																																																																								



52																																																																																				
Mode	Band Edge																																																																																			
U-NII-3_5.725-5.85_802.11ax HE20_CH165_Partial_RU26/8_5825MHz																																																																																				
ANT	CDD 9+10																																																																																			
Pol.	Vertical																																																																																			
Peak	<table border="1"> <thead> <tr> <th>Limit</th> <th>Read</th> <th>Ant</th> <th>Cable</th> <th>Preamp</th> <th>Aux</th> <th>APos</th> <th>TPos</th> <th colspan="2"></th> </tr> <tr> <th>Freq</th> <th>Level</th> <th>Line</th> <th>Margin</th> <th>Level</th> <th>Factor</th> <th>Loss</th> <th>Factor</th> <th>Factor</th> <th>Remark</th> </tr> <tr> <th>MHz</th> <th>dBuV/m</th> <th>dBuV/m</th> <th>dB</th> <th>dBuV</th> <th>dB/m</th> <th>dB</th> <th>dB</th> <th>dB</th> <th>cm</th> <th>deg</th> </tr> </thead> <tbody> <tr> <td>1</td> <td>5854.88</td> <td>54.08</td> <td>111.18</td> <td>-57.10</td> <td>39.21</td> <td>35.32</td> <td>12.52</td> <td>32.97</td> <td>0.00</td> <td>125</td> <td>75</td> <td>PEAK</td> </tr> <tr> <td>2</td> <td>5874.25</td> <td>55.41</td> <td>105.51</td> <td>-50.10</td> <td>40.50</td> <td>35.35</td> <td>12.54</td> <td>32.98</td> <td>0.00</td> <td>125</td> <td>75</td> <td>PEAK</td> </tr> <tr> <td>3</td> <td>5924.38</td> <td>54.23</td> <td>68.76</td> <td>-14.53</td> <td>39.24</td> <td>35.41</td> <td>12.59</td> <td>33.01</td> <td>0.00</td> <td>125</td> <td>75</td> <td>PEAK</td> </tr> <tr> <td>4</td> <td>5937.63</td> <td>55.79</td> <td>68.30</td> <td>-12.51</td> <td>40.78</td> <td>35.43</td> <td>12.60</td> <td>33.02</td> <td>0.00</td> <td>125</td> <td>75</td> <td>PEAK</td> </tr> </tbody> </table>	Limit	Read	Ant	Cable	Preamp	Aux	APos	TPos			Freq	Level	Line	Margin	Level	Factor	Loss	Factor	Factor	Remark	MHz	dBuV/m	dBuV/m	dB	dBuV	dB/m	dB	dB	dB	cm	deg	1	5854.88	54.08	111.18	-57.10	39.21	35.32	12.52	32.97	0.00	125	75	PEAK	2	5874.25	55.41	105.51	-50.10	40.50	35.35	12.54	32.98	0.00	125	75	PEAK	3	5924.38	54.23	68.76	-14.53	39.24	35.41	12.59	33.01	0.00	125	75	PEAK	4	5937.63	55.79	68.30	-12.51	40.78	35.43	12.60	33.02	0.00	125	75	PEAK
Limit	Read	Ant	Cable	Preamp	Aux	APos	TPos																																																																													
Freq	Level	Line	Margin	Level	Factor	Loss	Factor	Factor	Remark																																																																											
MHz	dBuV/m	dBuV/m	dB	dBuV	dB/m	dB	dB	dB	cm	deg																																																																										
1	5854.88	54.08	111.18	-57.10	39.21	35.32	12.52	32.97	0.00	125	75	PEAK																																																																								
2	5874.25	55.41	105.51	-50.10	40.50	35.35	12.54	32.98	0.00	125	75	PEAK																																																																								
3	5924.38	54.23	68.76	-14.53	39.24	35.41	12.59	33.01	0.00	125	75	PEAK																																																																								
4	5937.63	55.79	68.30	-12.51	40.78	35.43	12.60	33.02	0.00	125	75	PEAK																																																																								
Fundamental	<table border="1"> <thead> <tr> <th>Limit</th> <th>Read</th> <th>Ant</th> <th>Cable</th> <th>Preamp</th> <th>Aux</th> <th>APos</th> <th>TPos</th> <th colspan="2"></th> </tr> <tr> <th>Freq</th> <th>Level</th> <th>Line</th> <th>Margin</th> <th>Level</th> <th>Factor</th> <th>Loss</th> <th>Factor</th> <th>Factor</th> <th>Remark</th> </tr> <tr> <th>MHz</th> <th>dBuV/m</th> <th>dBuV/m</th> <th>dB</th> <th>dBuV</th> <th>dB/m</th> <th>dB</th> <th>dB</th> <th>dB</th> <th>cm</th> <th>deg</th> </tr> </thead> <tbody> <tr> <td>1</td> <td>5825.00</td> <td>106.01</td> <td>-----</td> <td>-----</td> <td>91.16</td> <td>35.30</td> <td>12.51</td> <td>32.96</td> <td>0.00</td> <td>125</td> <td>75</td> <td>PEAK</td> </tr> </tbody> </table>	Limit	Read	Ant	Cable	Preamp	Aux	APos	TPos			Freq	Level	Line	Margin	Level	Factor	Loss	Factor	Factor	Remark	MHz	dBuV/m	dBuV/m	dB	dBuV	dB/m	dB	dB	dB	cm	deg	1	5825.00	106.01	-----	-----	91.16	35.30	12.51	32.96	0.00	125	75	PEAK																																							
Limit	Read	Ant	Cable	Preamp	Aux	APos	TPos																																																																													
Freq	Level	Line	Margin	Level	Factor	Loss	Factor	Factor	Remark																																																																											
MHz	dBuV/m	dBuV/m	dB	dBuV	dB/m	dB	dB	dB	cm	deg																																																																										
1	5825.00	106.01	-----	-----	91.16	35.30	12.51	32.96	0.00	125	75	PEAK																																																																								
Avg	Blank																																																																																			
	<table border="1"> <thead> <tr> <th>Limit</th> <th>Read</th> <th>Ant</th> <th>Cable</th> <th>Preamp</th> <th>Aux</th> <th>APos</th> <th>TPos</th> <th colspan="2"></th> </tr> <tr> <th>Freq</th> <th>Level</th> <th>Line</th> <th>Margin</th> <th>Level</th> <th>Factor</th> <th>Loss</th> <th>Factor</th> <th>Factor</th> <th>Remark</th> </tr> <tr> <th>MHz</th> <th>dBuV/m</th> <th>dBuV/m</th> <th>dB</th> <th>dBuV</th> <th>dB/m</th> <th>dB</th> <th>dB</th> <th>dB</th> <th>cm</th> <th>deg</th> </tr> </thead> <tbody> <tr> <td>1</td> <td>5825.00</td> <td>100.51</td> <td>-----</td> <td>-----</td> <td>85.66</td> <td>35.30</td> <td>12.51</td> <td>32.96</td> <td>0.00</td> <td>125</td> <td>75</td> <td>AVERAGE</td> </tr> </tbody> </table>	Limit	Read	Ant	Cable	Preamp	Aux	APos	TPos			Freq	Level	Line	Margin	Level	Factor	Loss	Factor	Factor	Remark	MHz	dBuV/m	dBuV/m	dB	dBuV	dB/m	dB	dB	dB	cm	deg	1	5825.00	100.51	-----	-----	85.66	35.30	12.51	32.96	0.00	125	75	AVERAGE																																							
Limit	Read	Ant	Cable	Preamp	Aux	APos	TPos																																																																													
Freq	Level	Line	Margin	Level	Factor	Loss	Factor	Factor	Remark																																																																											
MHz	dBuV/m	dBuV/m	dB	dBuV	dB/m	dB	dB	dB	cm	deg																																																																										
1	5825.00	100.51	-----	-----	85.66	35.30	12.51	32.96	0.00	125	75	AVERAGE																																																																								

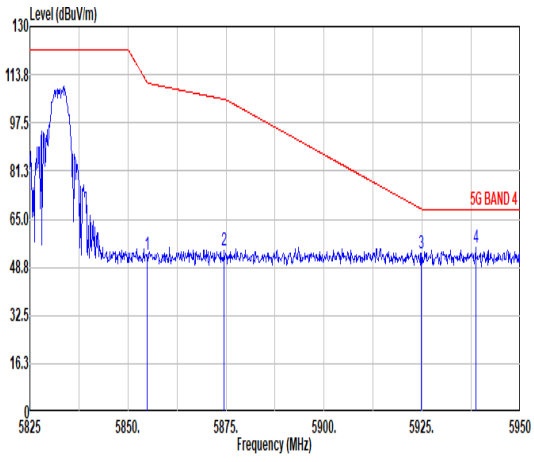
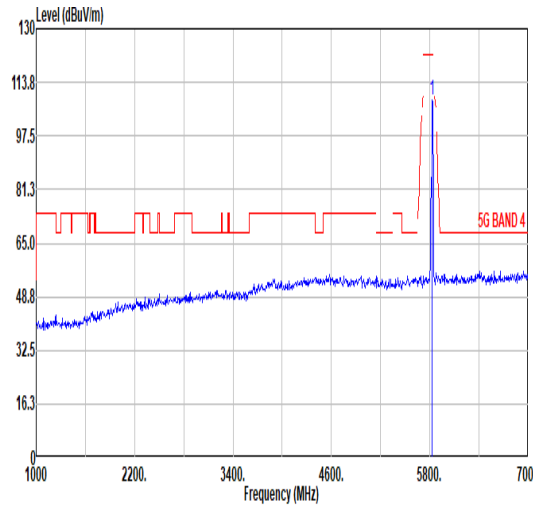
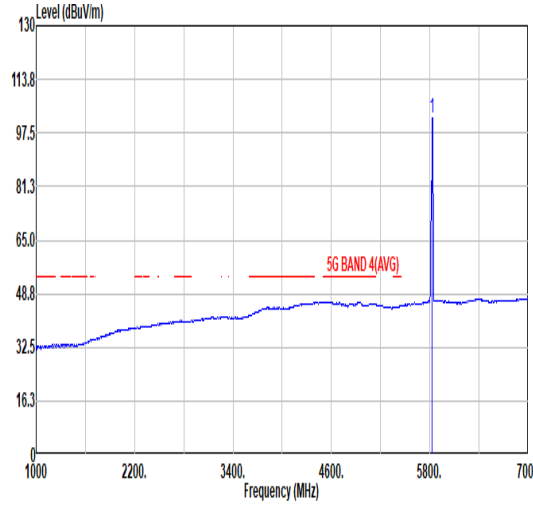


		53																																																																																																																										
Mode	Band Edge																																																																																																																											
	U-NII-3_5.725-5.85_802.11ax HE20_CH149_Partial_RU52/37_5745MHz																																																																																																																											
ANT	CDD 9+10																																																																																																																											
Pol.	Horizontal	Fundamental																																																																																																																										
Peak																																																																																																																												
	<table border="1"> <thead> <tr> <th></th> <th>Limit</th> <th>Read</th> <th>Ant</th> <th>Cable</th> <th>Preamp</th> <th>Aux</th> <th>APos</th> <th>TPos</th> <th></th> </tr> <tr> <th>Freq</th> <th>Level</th> <th>Line Margin</th> <th>Level</th> <th>Factor</th> <th>Loss Factor</th> <th>Factor</th> <th></th> <th></th> <th>Remark</th> </tr> <tr> <th>MHz</th> <th>dBuV/m</th> <th>dBuV/m</th> <th>dB</th> <th>dBuV</th> <th>dB/m</th> <th>dB</th> <th>dB</th> <th>dB</th> <th>cm</th> <th>deg</th> </tr> </thead> <tbody> <tr> <td>1</td> <td>5610.73</td> <td>54.58</td> <td>68.30</td> <td>-13.72</td> <td>40.25</td> <td>35.03</td> <td>12.29</td> <td>32.99</td> <td>0.00</td> <td>100</td> <td>75 PEAK</td> </tr> <tr> <td>2</td> <td>5650.46</td> <td>53.24</td> <td>68.64</td> <td>-15.40</td> <td>38.81</td> <td>35.08</td> <td>12.32</td> <td>32.97</td> <td>0.00</td> <td>100</td> <td>75 PEAK</td> </tr> <tr> <td>3</td> <td>5700.63</td> <td>54.54</td> <td>105.48</td> <td>-50.94</td> <td>40.01</td> <td>35.13</td> <td>12.36</td> <td>32.96</td> <td>0.00</td> <td>100</td> <td>75 PEAK</td> </tr> <tr> <td>4</td> <td>5728.21</td> <td>51.83</td> <td>111.37</td> <td>-59.54</td> <td>37.25</td> <td>35.15</td> <td>12.38</td> <td>32.95</td> <td>0.00</td> <td>100</td> <td>75 PEAK</td> </tr> </tbody> </table>			Limit	Read	Ant	Cable	Preamp	Aux	APos	TPos		Freq	Level	Line Margin	Level	Factor	Loss Factor	Factor			Remark	MHz	dBuV/m	dBuV/m	dB	dBuV	dB/m	dB	dB	dB	cm	deg	1	5610.73	54.58	68.30	-13.72	40.25	35.03	12.29	32.99	0.00	100	75 PEAK	2	5650.46	53.24	68.64	-15.40	38.81	35.08	12.32	32.97	0.00	100	75 PEAK	3	5700.63	54.54	105.48	-50.94	40.01	35.13	12.36	32.96	0.00	100	75 PEAK	4	5728.21	51.83	111.37	-59.54	37.25	35.15	12.38	32.95	0.00	100	75 PEAK	<table border="1"> <thead> <tr> <th></th> <th>Limit</th> <th>Read</th> <th>Ant</th> <th>Cable</th> <th>Preamp</th> <th>Aux</th> <th>APos</th> <th>TPos</th> <th></th> </tr> <tr> <th>Freq</th> <th>Level</th> <th>Line Margin</th> <th>Level</th> <th>Factor</th> <th>Loss Factor</th> <th>Factor</th> <th></th> <th></th> <th>Remark</th> </tr> <tr> <th>MHz</th> <th>dBuV/m</th> <th>dBuV/m</th> <th>dB</th> <th>dBuV</th> <th>dB/m</th> <th>dB</th> <th>dB</th> <th>dB</th> <th>cm</th> <th>deg</th> </tr> </thead> <tbody> <tr> <td>1</td> <td>5745.00</td> <td>109.29</td> <td>-----</td> <td>-----</td> <td>94.66</td> <td>35.18</td> <td>12.40</td> <td>32.95</td> <td>0.00</td> <td>100</td> <td>75 PEAK</td> </tr> </tbody> </table>		Limit	Read	Ant	Cable	Preamp	Aux	APos	TPos		Freq	Level	Line Margin	Level	Factor	Loss Factor	Factor			Remark	MHz	dBuV/m	dBuV/m	dB	dBuV	dB/m	dB	dB	dB	cm	deg	1	5745.00	109.29	-----	-----	94.66	35.18	12.40	32.95	0.00	100
	Limit	Read	Ant	Cable	Preamp	Aux	APos	TPos																																																																																																																				
Freq	Level	Line Margin	Level	Factor	Loss Factor	Factor			Remark																																																																																																																			
MHz	dBuV/m	dBuV/m	dB	dBuV	dB/m	dB	dB	dB	cm	deg																																																																																																																		
1	5610.73	54.58	68.30	-13.72	40.25	35.03	12.29	32.99	0.00	100	75 PEAK																																																																																																																	
2	5650.46	53.24	68.64	-15.40	38.81	35.08	12.32	32.97	0.00	100	75 PEAK																																																																																																																	
3	5700.63	54.54	105.48	-50.94	40.01	35.13	12.36	32.96	0.00	100	75 PEAK																																																																																																																	
4	5728.21	51.83	111.37	-59.54	37.25	35.15	12.38	32.95	0.00	100	75 PEAK																																																																																																																	
	Limit	Read	Ant	Cable	Preamp	Aux	APos	TPos																																																																																																																				
Freq	Level	Line Margin	Level	Factor	Loss Factor	Factor			Remark																																																																																																																			
MHz	dBuV/m	dBuV/m	dB	dBuV	dB/m	dB	dB	dB	cm	deg																																																																																																																		
1	5745.00	109.29	-----	-----	94.66	35.18	12.40	32.95	0.00	100	75 PEAK																																																																																																																	
Avg	Blank																																																																																																																											
		<table border="1"> <thead> <tr> <th></th> <th>Limit</th> <th>Read</th> <th>Ant</th> <th>Cable</th> <th>Preamp</th> <th>Aux</th> <th>APos</th> <th>TPos</th> <th></th> </tr> <tr> <th>Freq</th> <th>Level</th> <th>Line Margin</th> <th>Level</th> <th>Factor</th> <th>Loss Factor</th> <th>Factor</th> <th></th> <th></th> <th>Remark</th> </tr> <tr> <th>MHz</th> <th>dBuV/m</th> <th>dBuV/m</th> <th>dB</th> <th>dBuV</th> <th>dB/m</th> <th>dB</th> <th>dB</th> <th>dB</th> <th>cm</th> <th>deg</th> </tr> </thead> <tbody> <tr> <td>1</td> <td>5745.00</td> <td>102.84</td> <td>-----</td> <td>-----</td> <td>88.21</td> <td>35.18</td> <td>12.40</td> <td>32.95</td> <td>0.00</td> <td>100</td> <td>75 AVERAGE</td> </tr> </tbody> </table>			Limit	Read	Ant	Cable	Preamp	Aux	APos	TPos		Freq	Level	Line Margin	Level	Factor	Loss Factor	Factor			Remark	MHz	dBuV/m	dBuV/m	dB	dBuV	dB/m	dB	dB	dB	cm	deg	1	5745.00	102.84	-----	-----	88.21	35.18	12.40	32.95	0.00	100	75 AVERAGE																																																																														
	Limit	Read	Ant	Cable	Preamp	Aux	APos	TPos																																																																																																																				
Freq	Level	Line Margin	Level	Factor	Loss Factor	Factor			Remark																																																																																																																			
MHz	dBuV/m	dBuV/m	dB	dBuV	dB/m	dB	dB	dB	cm	deg																																																																																																																		
1	5745.00	102.84	-----	-----	88.21	35.18	12.40	32.95	0.00	100	75 AVERAGE																																																																																																																	



	53																																																																																																																																
Mode	Band Edge																																																																																																																																
	U-NII-3_5.725-5.85_802.11ax HE20_CH149_Partial_RU52/37_5745MHz																																																																																																																																
ANT	CDD 9+10																																																																																																																																
Pol.	Vertical	Fundamental																																																																																																																															
Peak	<table border="1"> <thead> <tr> <th></th> <th>Limit</th> <th>Read</th> <th>Ant</th> <th>Cable</th> <th>Preamp</th> <th>Aux</th> <th>APos</th> <th>TPos</th> <th></th> </tr> <tr> <th>Freq</th> <th>Level</th> <th>Line Margin</th> <th>Level</th> <th>Factor</th> <th>Loss Factor</th> <th>Factor</th> <th></th> <th></th> <th>Remark</th> </tr> <tr> <th></th> <th>MHz</th> <th>dBuV/m</th> <th>dBuV/m</th> <th>dB</th> <th>dBuV</th> <th>dB/m</th> <th>dB</th> <th>dB</th> <th>cm</th> <th>deg</th> </tr> </thead> <tbody> <tr> <td>1</td> <td>5626.39</td> <td>55.35</td> <td>68.30</td> <td>-12.95</td> <td>40.98</td> <td>35.05</td> <td>12.30</td> <td>32.98</td> <td>0.00</td> <td>346</td> <td>288</td> <td>PEAK</td> </tr> <tr> <td>2</td> <td>5651.19</td> <td>52.79</td> <td>69.18</td> <td>-16.39</td> <td>38.36</td> <td>35.08</td> <td>12.32</td> <td>32.97</td> <td>0.00</td> <td>346</td> <td>288</td> <td>PEAK</td> </tr> <tr> <td>3</td> <td>5700.49</td> <td>53.77</td> <td>105.44</td> <td>-51.67</td> <td>39.24</td> <td>35.13</td> <td>12.36</td> <td>32.96</td> <td>0.00</td> <td>346</td> <td>288</td> <td>PEAK</td> </tr> <tr> <td>4</td> <td>5720.06</td> <td>52.27</td> <td>111.04</td> <td>-58.77</td> <td>37.69</td> <td>35.15</td> <td>12.38</td> <td>32.95</td> <td>0.00</td> <td>346</td> <td>288</td> <td>PEAK</td> </tr> </tbody> </table>		Limit	Read	Ant	Cable	Preamp	Aux	APos	TPos		Freq	Level	Line Margin	Level	Factor	Loss Factor	Factor			Remark		MHz	dBuV/m	dBuV/m	dB	dBuV	dB/m	dB	dB	cm	deg	1	5626.39	55.35	68.30	-12.95	40.98	35.05	12.30	32.98	0.00	346	288	PEAK	2	5651.19	52.79	69.18	-16.39	38.36	35.08	12.32	32.97	0.00	346	288	PEAK	3	5700.49	53.77	105.44	-51.67	39.24	35.13	12.36	32.96	0.00	346	288	PEAK	4	5720.06	52.27	111.04	-58.77	37.69	35.15	12.38	32.95	0.00	346	288	PEAK	<table border="1"> <thead> <tr> <th></th> <th>Limit</th> <th>Read</th> <th>Ant</th> <th>Cable</th> <th>Preamp</th> <th>Aux</th> <th>APos</th> <th>TPos</th> <th></th> </tr> <tr> <th>Freq</th> <th>Level</th> <th>Line Margin</th> <th>Level</th> <th>Factor</th> <th>Loss Factor</th> <th>Factor</th> <th></th> <th></th> <th>Remark</th> </tr> <tr> <th></th> <th>MHz</th> <th>dBuV/m</th> <th>dBuV/m</th> <th>dB</th> <th>dBuV</th> <th>dB/m</th> <th>dB</th> <th>dB</th> <th>cm</th> <th>deg</th> </tr> </thead> <tbody> <tr> <td>1</td> <td>5745.00</td> <td>107.64</td> <td>-----</td> <td>-----</td> <td>93.02</td> <td>35.17</td> <td>12.40</td> <td>32.95</td> <td>0.00</td> <td>346</td> <td>288</td> <td>PEAK</td> </tr> </tbody> </table>		Limit	Read	Ant	Cable	Preamp	Aux	APos	TPos		Freq	Level	Line Margin	Level	Factor	Loss Factor	Factor			Remark		MHz	dBuV/m	dBuV/m	dB	dBuV	dB/m	dB	dB	cm	deg	1	5745.00	107.64	-----	-----	93.02	35.17	12.40	32.95	0.00	346	288	PEAK
	Limit	Read	Ant	Cable	Preamp	Aux	APos	TPos																																																																																																																									
Freq	Level	Line Margin	Level	Factor	Loss Factor	Factor			Remark																																																																																																																								
	MHz	dBuV/m	dBuV/m	dB	dBuV	dB/m	dB	dB	cm	deg																																																																																																																							
1	5626.39	55.35	68.30	-12.95	40.98	35.05	12.30	32.98	0.00	346	288	PEAK																																																																																																																					
2	5651.19	52.79	69.18	-16.39	38.36	35.08	12.32	32.97	0.00	346	288	PEAK																																																																																																																					
3	5700.49	53.77	105.44	-51.67	39.24	35.13	12.36	32.96	0.00	346	288	PEAK																																																																																																																					
4	5720.06	52.27	111.04	-58.77	37.69	35.15	12.38	32.95	0.00	346	288	PEAK																																																																																																																					
	Limit	Read	Ant	Cable	Preamp	Aux	APos	TPos																																																																																																																									
Freq	Level	Line Margin	Level	Factor	Loss Factor	Factor			Remark																																																																																																																								
	MHz	dBuV/m	dBuV/m	dB	dBuV	dB/m	dB	dB	cm	deg																																																																																																																							
1	5745.00	107.64	-----	-----	93.02	35.17	12.40	32.95	0.00	346	288	PEAK																																																																																																																					
Avg	Blank	<table border="1"> <thead> <tr> <th></th> <th>Limit</th> <th>Read</th> <th>Ant</th> <th>Cable</th> <th>Preamp</th> <th>Aux</th> <th>APos</th> <th>TPos</th> <th></th> </tr> <tr> <th>Freq</th> <th>Level</th> <th>Line Margin</th> <th>Level</th> <th>Factor</th> <th>Loss Factor</th> <th>Factor</th> <th></th> <th></th> <th>Remark</th> </tr> <tr> <th></th> <th>MHz</th> <th>dBuV/m</th> <th>dBuV/m</th> <th>dB</th> <th>dBuV</th> <th>dB/m</th> <th>dB</th> <th>dB</th> <th>cm</th> <th>deg</th> </tr> </thead> <tbody> <tr> <td>1</td> <td>5745.00</td> <td>101.41</td> <td>-----</td> <td>-----</td> <td>86.78</td> <td>35.18</td> <td>12.40</td> <td>32.95</td> <td>0.00</td> <td>346</td> <td>288</td> <td>AVERAGE</td> </tr> </tbody> </table>		Limit	Read	Ant	Cable	Preamp	Aux	APos	TPos		Freq	Level	Line Margin	Level	Factor	Loss Factor	Factor			Remark		MHz	dBuV/m	dBuV/m	dB	dBuV	dB/m	dB	dB	cm	deg	1	5745.00	101.41	-----	-----	86.78	35.18	12.40	32.95	0.00	346	288	AVERAGE																																																																																			
	Limit	Read	Ant	Cable	Preamp	Aux	APos	TPos																																																																																																																									
Freq	Level	Line Margin	Level	Factor	Loss Factor	Factor			Remark																																																																																																																								
	MHz	dBuV/m	dBuV/m	dB	dBuV	dB/m	dB	dB	cm	deg																																																																																																																							
1	5745.00	101.41	-----	-----	86.78	35.18	12.40	32.95	0.00	346	288	AVERAGE																																																																																																																					



		54																																																																																																																															
Mode	Band Edge																																																																																																																																
	U-NII-3_5.725-5.85_802.11ax HE20_CH165_Partial_RU52/40_5825MHz																																																																																																																																
ANT	CDD 9+10																																																																																																																																
Pol.	Horizontal	Fundamental																																																																																																																															
Peak	 <table border="1" data-bbox="263 1052 774 1243"> <thead> <tr> <th></th> <th>Limit</th> <th>Read</th> <th>Ant</th> <th>Cable</th> <th>Preamp</th> <th>Aux</th> <th>APos</th> <th>TPos</th> <th></th> </tr> <tr> <th>Freq</th> <th>Level</th> <th>Line Margin</th> <th>Level</th> <th>Factor</th> <th>Loss Factor</th> <th>Factor</th> <th></th> <th></th> <th>Remark</th> </tr> <tr> <th></th> <th>MHz</th> <th>dBuV/m</th> <th>dBuV/m</th> <th>dB</th> <th>dBuV</th> <th>dB/m</th> <th>dB</th> <th>dB</th> <th>cm</th> <th>deg</th> </tr> </thead> <tbody> <tr> <td>1</td> <td>5854.88</td> <td>52.95</td> <td>111.18</td> <td>-58.23</td> <td>38.08</td> <td>35.32</td> <td>12.52</td> <td>32.97</td> <td>0.00</td> <td>100</td> <td>229</td> <td>PEAK</td> </tr> <tr> <td>2</td> <td>5874.50</td> <td>54.25</td> <td>105.44</td> <td>-51.19</td> <td>39.34</td> <td>35.35</td> <td>12.54</td> <td>32.98</td> <td>0.00</td> <td>100</td> <td>229</td> <td>PEAK</td> </tr> <tr> <td>3</td> <td>5924.75</td> <td>53.46</td> <td>68.48</td> <td>-15.02</td> <td>38.47</td> <td>35.41</td> <td>12.59</td> <td>33.01</td> <td>0.00</td> <td>100</td> <td>229</td> <td>PEAK</td> </tr> <tr> <td>4</td> <td>5938.63</td> <td>55.42</td> <td>68.30</td> <td>-12.88</td> <td>40.41</td> <td>35.43</td> <td>12.60</td> <td>33.02</td> <td>0.00</td> <td>100</td> <td>229</td> <td>PEAK</td> </tr> </tbody> </table>		Limit	Read	Ant	Cable	Preamp	Aux	APos	TPos		Freq	Level	Line Margin	Level	Factor	Loss Factor	Factor			Remark		MHz	dBuV/m	dBuV/m	dB	dBuV	dB/m	dB	dB	cm	deg	1	5854.88	52.95	111.18	-58.23	38.08	35.32	12.52	32.97	0.00	100	229	PEAK	2	5874.50	54.25	105.44	-51.19	39.34	35.35	12.54	32.98	0.00	100	229	PEAK	3	5924.75	53.46	68.48	-15.02	38.47	35.41	12.59	33.01	0.00	100	229	PEAK	4	5938.63	55.42	68.30	-12.88	40.41	35.43	12.60	33.02	0.00	100	229	PEAK	 <table border="1" data-bbox="901 1108 1412 1243"> <thead> <tr> <th></th> <th>Limit</th> <th>Read</th> <th>Ant</th> <th>Cable</th> <th>Preamp</th> <th>Aux</th> <th>APos</th> <th>TPos</th> <th></th> </tr> <tr> <th>Freq</th> <th>Level</th> <th>Line Margin</th> <th>Level</th> <th>Factor</th> <th>Loss Factor</th> <th>Factor</th> <th></th> <th></th> <th>Remark</th> </tr> <tr> <th></th> <th>MHz</th> <th>dBuV/m</th> <th>dBuV/m</th> <th>dB</th> <th>dBuV</th> <th>dB/m</th> <th>dB</th> <th>dB</th> <th>cm</th> <th>deg</th> </tr> </thead> <tbody> <tr> <td>1</td> <td>5825.00</td> <td>100.20</td> <td>-----</td> <td>-----</td> <td>93.44</td> <td>35.29</td> <td>12.50</td> <td>32.95</td> <td>0.00</td> <td>100</td> <td>229</td> <td>PEAK</td> </tr> </tbody> </table>		Limit	Read	Ant	Cable	Preamp	Aux	APos	TPos		Freq	Level	Line Margin	Level	Factor	Loss Factor	Factor			Remark		MHz	dBuV/m	dBuV/m	dB	dBuV	dB/m	dB	dB	cm	deg	1	5825.00	100.20	-----	-----	93.44	35.29	12.50	32.95	0.00	100	229	PEAK
		Limit	Read	Ant	Cable	Preamp	Aux	APos	TPos																																																																																																																								
Freq	Level	Line Margin	Level	Factor	Loss Factor	Factor			Remark																																																																																																																								
	MHz	dBuV/m	dBuV/m	dB	dBuV	dB/m	dB	dB	cm	deg																																																																																																																							
1	5854.88	52.95	111.18	-58.23	38.08	35.32	12.52	32.97	0.00	100	229	PEAK																																																																																																																					
2	5874.50	54.25	105.44	-51.19	39.34	35.35	12.54	32.98	0.00	100	229	PEAK																																																																																																																					
3	5924.75	53.46	68.48	-15.02	38.47	35.41	12.59	33.01	0.00	100	229	PEAK																																																																																																																					
4	5938.63	55.42	68.30	-12.88	40.41	35.43	12.60	33.02	0.00	100	229	PEAK																																																																																																																					
	Limit	Read	Ant	Cable	Preamp	Aux	APos	TPos																																																																																																																									
Freq	Level	Line Margin	Level	Factor	Loss Factor	Factor			Remark																																																																																																																								
	MHz	dBuV/m	dBuV/m	dB	dBuV	dB/m	dB	dB	cm	deg																																																																																																																							
1	5825.00	100.20	-----	-----	93.44	35.29	12.50	32.95	0.00	100	229	PEAK																																																																																																																					
Avg	Blank	 <table border="1" data-bbox="901 1792 1412 1915"> <thead> <tr> <th></th> <th>Limit</th> <th>Read</th> <th>Ant</th> <th>Cable</th> <th>Preamp</th> <th>Aux</th> <th>APos</th> <th>TPos</th> <th></th> </tr> <tr> <th>Freq</th> <th>Level</th> <th>Line Margin</th> <th>Level</th> <th>Factor</th> <th>Loss Factor</th> <th>Factor</th> <th></th> <th></th> <th>Remark</th> </tr> <tr> <th></th> <th>MHz</th> <th>dBuV/m</th> <th>dBuV/m</th> <th>dB</th> <th>dBuV</th> <th>dB/m</th> <th>dB</th> <th>dB</th> <th>cm</th> <th>deg</th> </tr> </thead> <tbody> <tr> <td>1</td> <td>5825.00</td> <td>102.18</td> <td>-----</td> <td>-----</td> <td>87.34</td> <td>35.29</td> <td>12.50</td> <td>32.95</td> <td>0.00</td> <td>100</td> <td>229</td> <td>AVERAGE</td> </tr> </tbody> </table>			Limit	Read	Ant	Cable	Preamp	Aux	APos	TPos		Freq	Level	Line Margin	Level	Factor	Loss Factor	Factor			Remark		MHz	dBuV/m	dBuV/m	dB	dBuV	dB/m	dB	dB	cm	deg	1	5825.00	102.18	-----	-----	87.34	35.29	12.50	32.95	0.00	100	229	AVERAGE																																																																																		
	Limit	Read	Ant	Cable	Preamp	Aux	APos	TPos																																																																																																																									
Freq	Level	Line Margin	Level	Factor	Loss Factor	Factor			Remark																																																																																																																								
	MHz	dBuV/m	dBuV/m	dB	dBuV	dB/m	dB	dB	cm	deg																																																																																																																							
1	5825.00	102.18	-----	-----	87.34	35.29	12.50	32.95	0.00	100	229	AVERAGE																																																																																																																					



	54																																																																																																																					
Mode	Band Edge																																																																																																																					
	U-NII-3_5.725-5.85_802.11ax HE20_CH165_Partial_RU52/40_5825MHz																																																																																																																					
ANT	CDD 9+10																																																																																																																					
Pol.	Vertical	Fundamental																																																																																																																				
Peak	<table border="1"> <thead> <tr> <th>Limit</th> <th>Read</th> <th>Ant</th> <th>Cable</th> <th>Preamp</th> <th>Aux</th> <th>APos</th> <th>TPos</th> <th>Remark</th> </tr> <tr> <th>Freq</th> <th>Level</th> <th>Line Margin</th> <th>Level</th> <th>Factor</th> <th>Loss Factor</th> <th>Factor</th> <th></th> <th></th> </tr> <tr> <th>MHz</th> <th>dBuV/m</th> <th>dBuV/m</th> <th>dB</th> <th>dBuV</th> <th>dB/m</th> <th>dB</th> <th>dB</th> <th>cm</th> <th>deg</th> </tr> </thead> <tbody> <tr> <td>1 5855.00</td> <td>53.37</td> <td>110.90</td> <td>-57.53</td> <td>38.50</td> <td>35.32</td> <td>12.52</td> <td>32.97</td> <td>0.00</td> <td>100</td> <td>80</td> <td>PEAK</td> </tr> <tr> <td>2 5872.00</td> <td>54.18</td> <td>106.14</td> <td>-51.96</td> <td>39.28</td> <td>35.34</td> <td>12.54</td> <td>32.98</td> <td>0.00</td> <td>100</td> <td>80</td> <td>PEAK</td> </tr> <tr> <td>3 5922.63</td> <td>56.24</td> <td>70.05</td> <td>-13.81</td> <td>41.25</td> <td>35.41</td> <td>12.59</td> <td>33.01</td> <td>0.00</td> <td>100</td> <td>80</td> <td>PEAK</td> </tr> <tr> <td>4 5943.75</td> <td>54.76</td> <td>68.30</td> <td>-13.54</td> <td>39.75</td> <td>35.43</td> <td>12.61</td> <td>33.03</td> <td>0.00</td> <td>100</td> <td>80</td> <td>PEAK</td> </tr> </tbody> </table>	Limit	Read	Ant	Cable	Preamp	Aux	APos	TPos	Remark	Freq	Level	Line Margin	Level	Factor	Loss Factor	Factor			MHz	dBuV/m	dBuV/m	dB	dBuV	dB/m	dB	dB	cm	deg	1 5855.00	53.37	110.90	-57.53	38.50	35.32	12.52	32.97	0.00	100	80	PEAK	2 5872.00	54.18	106.14	-51.96	39.28	35.34	12.54	32.98	0.00	100	80	PEAK	3 5922.63	56.24	70.05	-13.81	41.25	35.41	12.59	33.01	0.00	100	80	PEAK	4 5943.75	54.76	68.30	-13.54	39.75	35.43	12.61	33.03	0.00	100	80	PEAK	<table border="1"> <thead> <tr> <th>Limit</th> <th>Read</th> <th>Ant</th> <th>Cable</th> <th>Preamp</th> <th>Aux</th> <th>APos</th> <th>TPos</th> <th>Remark</th> </tr> <tr> <th>Freq</th> <th>Level</th> <th>Line Margin</th> <th>Level</th> <th>Factor</th> <th>Loss Factor</th> <th>Factor</th> <th></th> <th></th> </tr> <tr> <th>MHz</th> <th>dBuV/m</th> <th>dBuV/m</th> <th>dB</th> <th>dBuV</th> <th>dB/m</th> <th>dB</th> <th>dB</th> <th>cm</th> <th>deg</th> </tr> </thead> <tbody> <tr> <td>1 5825.00</td> <td>108.41</td> <td>-----</td> <td>-----</td> <td>93.57</td> <td>35.29</td> <td>12.50</td> <td>32.95</td> <td>0.00</td> <td>100</td> <td>80</td> <td>PEAK</td> </tr> </tbody> </table>	Limit	Read	Ant	Cable	Preamp	Aux	APos	TPos	Remark	Freq	Level	Line Margin	Level	Factor	Loss Factor	Factor			MHz	dBuV/m	dBuV/m	dB	dBuV	dB/m	dB	dB	cm	deg	1 5825.00	108.41	-----	-----	93.57	35.29	12.50	32.95	0.00	100	80	PEAK
Limit	Read	Ant	Cable	Preamp	Aux	APos	TPos	Remark																																																																																																														
Freq	Level	Line Margin	Level	Factor	Loss Factor	Factor																																																																																																																
MHz	dBuV/m	dBuV/m	dB	dBuV	dB/m	dB	dB	cm	deg																																																																																																													
1 5855.00	53.37	110.90	-57.53	38.50	35.32	12.52	32.97	0.00	100	80	PEAK																																																																																																											
2 5872.00	54.18	106.14	-51.96	39.28	35.34	12.54	32.98	0.00	100	80	PEAK																																																																																																											
3 5922.63	56.24	70.05	-13.81	41.25	35.41	12.59	33.01	0.00	100	80	PEAK																																																																																																											
4 5943.75	54.76	68.30	-13.54	39.75	35.43	12.61	33.03	0.00	100	80	PEAK																																																																																																											
Limit	Read	Ant	Cable	Preamp	Aux	APos	TPos	Remark																																																																																																														
Freq	Level	Line Margin	Level	Factor	Loss Factor	Factor																																																																																																																
MHz	dBuV/m	dBuV/m	dB	dBuV	dB/m	dB	dB	cm	deg																																																																																																													
1 5825.00	108.41	-----	-----	93.57	35.29	12.50	32.95	0.00	100	80	PEAK																																																																																																											
Avg	Blank	<table border="1"> <thead> <tr> <th>Limit</th> <th>Read</th> <th>Ant</th> <th>Cable</th> <th>Preamp</th> <th>Aux</th> <th>APos</th> <th>TPos</th> <th>Remark</th> </tr> <tr> <th>Freq</th> <th>Level</th> <th>Line Margin</th> <th>Level</th> <th>Factor</th> <th>Loss Factor</th> <th>Factor</th> <th></th> <th></th> </tr> <tr> <th>MHz</th> <th>dBuV/m</th> <th>dBuV/m</th> <th>dB</th> <th>dBuV</th> <th>dB/m</th> <th>dB</th> <th>dB</th> <th>cm</th> <th>deg</th> </tr> </thead> <tbody> <tr> <td>1 5825.00</td> <td>101.64</td> <td>-----</td> <td>-----</td> <td>86.00</td> <td>35.29</td> <td>12.50</td> <td>32.95</td> <td>0.00</td> <td>100</td> <td>80</td> <td>AVERAGE</td> </tr> </tbody> </table>	Limit	Read	Ant	Cable	Preamp	Aux	APos	TPos	Remark	Freq	Level	Line Margin	Level	Factor	Loss Factor	Factor			MHz	dBuV/m	dBuV/m	dB	dBuV	dB/m	dB	dB	cm	deg	1 5825.00	101.64	-----	-----	86.00	35.29	12.50	32.95	0.00	100	80	AVERAGE																																																																												
Limit	Read	Ant	Cable	Preamp	Aux	APos	TPos	Remark																																																																																																														
Freq	Level	Line Margin	Level	Factor	Loss Factor	Factor																																																																																																																
MHz	dBuV/m	dBuV/m	dB	dBuV	dB/m	dB	dB	cm	deg																																																																																																													
1 5825.00	101.64	-----	-----	86.00	35.29	12.50	32.95	0.00	100	80	AVERAGE																																																																																																											



		55																																																																																																																										
Mode	Band Edge																																																																																																																											
	U-NII-3_5.725-5.85_802.11ax HE20_CH149_Partial_RU106/53_5745MHz																																																																																																																											
ANT	CDD 9+10																																																																																																																											
Pol.	Horizontal	Fundamental																																																																																																																										
Peak	<table border="1"> <thead> <tr> <th></th> <th>Limit</th> <th>Read</th> <th>Ant</th> <th>Cable</th> <th>Preamp</th> <th>Aux</th> <th>APos</th> <th>TPos</th> <th></th> </tr> <tr> <th>Freq</th> <th>Level</th> <th>Line Margin</th> <th>Level</th> <th>Factor</th> <th>Loss Factor</th> <th>Factor</th> <th></th> <th></th> <th>Remark</th> </tr> <tr> <th></th> <th>MHz</th> <th>dBuV/m</th> <th>dBuV/m</th> <th>dB</th> <th>dBuV</th> <th>dB/m</th> <th>dB</th> <th>dB</th> <th>cm</th> <th>deg</th> </tr> </thead> <tbody> <tr> <td>1</td> <td>5643.79</td> <td>54.24</td> <td>68.30</td> <td>-14.06</td> <td>39.83</td> <td>35.07</td> <td>12.32</td> <td>32.98</td> <td>0.00</td> <td>100</td> <td>68 PEAK</td> </tr> <tr> <td>2</td> <td>5650.03</td> <td>52.52</td> <td>68.32</td> <td>-15.80</td> <td>38.09</td> <td>35.08</td> <td>12.32</td> <td>32.97</td> <td>0.00</td> <td>100</td> <td>68 PEAK</td> </tr> <tr> <td>3</td> <td>5706.14</td> <td>54.23</td> <td>107.02</td> <td>-52.79</td> <td>39.68</td> <td>35.14</td> <td>12.37</td> <td>32.96</td> <td>0.00</td> <td>100</td> <td>68 PEAK</td> </tr> <tr> <td>4</td> <td>5720.06</td> <td>52.21</td> <td>111.04</td> <td>-58.83</td> <td>37.63</td> <td>35.15</td> <td>12.38</td> <td>32.95</td> <td>0.00</td> <td>100</td> <td>68 PEAK</td> </tr> </tbody> </table>		Limit	Read	Ant	Cable	Preamp	Aux	APos	TPos		Freq	Level	Line Margin	Level	Factor	Loss Factor	Factor			Remark		MHz	dBuV/m	dBuV/m	dB	dBuV	dB/m	dB	dB	cm	deg	1	5643.79	54.24	68.30	-14.06	39.83	35.07	12.32	32.98	0.00	100	68 PEAK	2	5650.03	52.52	68.32	-15.80	38.09	35.08	12.32	32.97	0.00	100	68 PEAK	3	5706.14	54.23	107.02	-52.79	39.68	35.14	12.37	32.96	0.00	100	68 PEAK	4	5720.06	52.21	111.04	-58.83	37.63	35.15	12.38	32.95	0.00	100	68 PEAK	<table border="1"> <thead> <tr> <th></th> <th>Limit</th> <th>Read</th> <th>Ant</th> <th>Cable</th> <th>Preamp</th> <th>Aux</th> <th>APos</th> <th>TPos</th> <th></th> </tr> <tr> <th>Freq</th> <th>Level</th> <th>Line Margin</th> <th>Level</th> <th>Factor</th> <th>Loss Factor</th> <th>Factor</th> <th></th> <th></th> <th>Remark</th> </tr> <tr> <th></th> <th>MHz</th> <th>dBuV/m</th> <th>dBuV/m</th> <th>dB</th> <th>dBuV</th> <th>dB/m</th> <th>dB</th> <th>dB</th> <th>cm</th> <th>deg</th> </tr> </thead> <tbody> <tr> <td>1</td> <td>5745.00</td> <td>110.39</td> <td>-----</td> <td>-----</td> <td>95.76</td> <td>35.18</td> <td>12.40</td> <td>32.95</td> <td>0.00</td> <td>100</td> <td>68 PEAK</td> </tr> </tbody> </table>		Limit	Read	Ant	Cable	Preamp	Aux	APos	TPos		Freq	Level	Line Margin	Level	Factor	Loss Factor	Factor			Remark		MHz	dBuV/m	dBuV/m	dB	dBuV	dB/m	dB	dB	cm	deg	1	5745.00	110.39	-----	-----	95.76	35.18	12.40	32.95	0.00	100	68 PEAK
		Limit	Read	Ant	Cable	Preamp	Aux	APos	TPos																																																																																																																			
Freq	Level	Line Margin	Level	Factor	Loss Factor	Factor			Remark																																																																																																																			
	MHz	dBuV/m	dBuV/m	dB	dBuV	dB/m	dB	dB	cm	deg																																																																																																																		
1	5643.79	54.24	68.30	-14.06	39.83	35.07	12.32	32.98	0.00	100	68 PEAK																																																																																																																	
2	5650.03	52.52	68.32	-15.80	38.09	35.08	12.32	32.97	0.00	100	68 PEAK																																																																																																																	
3	5706.14	54.23	107.02	-52.79	39.68	35.14	12.37	32.96	0.00	100	68 PEAK																																																																																																																	
4	5720.06	52.21	111.04	-58.83	37.63	35.15	12.38	32.95	0.00	100	68 PEAK																																																																																																																	
	Limit	Read	Ant	Cable	Preamp	Aux	APos	TPos																																																																																																																				
Freq	Level	Line Margin	Level	Factor	Loss Factor	Factor			Remark																																																																																																																			
	MHz	dBuV/m	dBuV/m	dB	dBuV	dB/m	dB	dB	cm	deg																																																																																																																		
1	5745.00	110.39	-----	-----	95.76	35.18	12.40	32.95	0.00	100	68 PEAK																																																																																																																	
Avg	Blank	<table border="1"> <thead> <tr> <th></th> <th>Limit</th> <th>Read</th> <th>Ant</th> <th>Cable</th> <th>Preamp</th> <th>Aux</th> <th>APos</th> <th>TPos</th> <th></th> </tr> <tr> <th>Freq</th> <th>Level</th> <th>Line Margin</th> <th>Level</th> <th>Factor</th> <th>Loss Factor</th> <th>Factor</th> <th></th> <th></th> <th>Remark</th> </tr> <tr> <th></th> <th>MHz</th> <th>dBuV/m</th> <th>dBuV/m</th> <th>dB</th> <th>dBuV</th> <th>dB/m</th> <th>dB</th> <th>dB</th> <th>cm</th> <th>deg</th> </tr> </thead> <tbody> <tr> <td>1</td> <td>5745.00</td> <td>102.62</td> <td>-----</td> <td>-----</td> <td>87.99</td> <td>35.18</td> <td>12.40</td> <td>32.95</td> <td>0.00</td> <td>100</td> <td>68 AVERAGE</td> </tr> </tbody> </table>			Limit	Read	Ant	Cable	Preamp	Aux	APos	TPos		Freq	Level	Line Margin	Level	Factor	Loss Factor	Factor			Remark		MHz	dBuV/m	dBuV/m	dB	dBuV	dB/m	dB	dB	cm	deg	1	5745.00	102.62	-----	-----	87.99	35.18	12.40	32.95	0.00	100	68 AVERAGE																																																																														
	Limit	Read	Ant	Cable	Preamp	Aux	APos	TPos																																																																																																																				
Freq	Level	Line Margin	Level	Factor	Loss Factor	Factor			Remark																																																																																																																			
	MHz	dBuV/m	dBuV/m	dB	dBuV	dB/m	dB	dB	cm	deg																																																																																																																		
1	5745.00	102.62	-----	-----	87.99	35.18	12.40	32.95	0.00	100	68 AVERAGE																																																																																																																	



		55																																																																																																																										
Mode	Band Edge																																																																																																																											
	U-NII-3_5.725-5.85_802.11ax HE20_CH149_Partial_RU106/53_5745MHz																																																																																																																											
ANT	CDD 9+10																																																																																																																											
Pol.	Vertical	Fundamental																																																																																																																										
Peak																																																																																																																												
	<table border="1"> <thead> <tr> <th></th> <th>Limit</th> <th>Read</th> <th>Ant</th> <th>Cable</th> <th>Preamp</th> <th>Aux</th> <th>APos</th> <th>TPos</th> <th></th> </tr> <tr> <th>Freq</th> <th>Level</th> <th>Line Margin</th> <th>Level</th> <th>Factor</th> <th>Loss Factor</th> <th>Factor</th> <th></th> <th></th> <th>Remark</th> </tr> <tr> <th>MHz</th> <th>dBuV/m</th> <th>dBuV/m</th> <th>dB</th> <th>dBuV</th> <th>dB/m</th> <th>dB</th> <th>dB</th> <th>dB</th> <th>cm</th> <th>deg</th> </tr> </thead> <tbody> <tr> <td>1</td> <td>5645.10</td> <td>56.06</td> <td>68.30</td> <td>-12.24</td> <td>41.65</td> <td>35.07</td> <td>12.32</td> <td>32.98</td> <td>0.00</td> <td>100</td> <td>90 PEAK</td> </tr> <tr> <td>2</td> <td>5650.32</td> <td>52.45</td> <td>68.53</td> <td>-16.08</td> <td>38.02</td> <td>35.08</td> <td>12.32</td> <td>32.97</td> <td>0.00</td> <td>100</td> <td>90 PEAK</td> </tr> <tr> <td>3</td> <td>5701.50</td> <td>54.82</td> <td>105.72</td> <td>-50.90</td> <td>40.29</td> <td>35.13</td> <td>12.36</td> <td>32.96</td> <td>0.00</td> <td>100</td> <td>90 PEAK</td> </tr> <tr> <td>4</td> <td>5720.06</td> <td>52.35</td> <td>111.04</td> <td>-58.69</td> <td>37.77</td> <td>35.15</td> <td>12.38</td> <td>32.95</td> <td>0.00</td> <td>100</td> <td>90 PEAK</td> </tr> </tbody> </table>			Limit	Read	Ant	Cable	Preamp	Aux	APos	TPos		Freq	Level	Line Margin	Level	Factor	Loss Factor	Factor			Remark	MHz	dBuV/m	dBuV/m	dB	dBuV	dB/m	dB	dB	dB	cm	deg	1	5645.10	56.06	68.30	-12.24	41.65	35.07	12.32	32.98	0.00	100	90 PEAK	2	5650.32	52.45	68.53	-16.08	38.02	35.08	12.32	32.97	0.00	100	90 PEAK	3	5701.50	54.82	105.72	-50.90	40.29	35.13	12.36	32.96	0.00	100	90 PEAK	4	5720.06	52.35	111.04	-58.69	37.77	35.15	12.38	32.95	0.00	100	90 PEAK	<table border="1"> <thead> <tr> <th></th> <th>Limit</th> <th>Read</th> <th>Ant</th> <th>Cable</th> <th>Preamp</th> <th>Aux</th> <th>APos</th> <th>TPos</th> <th></th> </tr> <tr> <th>Freq</th> <th>Level</th> <th>Line Margin</th> <th>Level</th> <th>Factor</th> <th>Loss Factor</th> <th>Factor</th> <th></th> <th></th> <th>Remark</th> </tr> <tr> <th>MHz</th> <th>dBuV/m</th> <th>dBuV/m</th> <th>dB</th> <th>dBuV</th> <th>dB/m</th> <th>dB</th> <th>dB</th> <th>dB</th> <th>cm</th> <th>deg</th> </tr> </thead> <tbody> <tr> <td>1</td> <td>5745.00</td> <td>108.44</td> <td>-----</td> <td>-----</td> <td>93.81</td> <td>35.18</td> <td>12.40</td> <td>32.95</td> <td>0.00</td> <td>100</td> <td>90 PEAK</td> </tr> </tbody> </table>		Limit	Read	Ant	Cable	Preamp	Aux	APos	TPos		Freq	Level	Line Margin	Level	Factor	Loss Factor	Factor			Remark	MHz	dBuV/m	dBuV/m	dB	dBuV	dB/m	dB	dB	dB	cm	deg	1	5745.00	108.44	-----	-----	93.81	35.18	12.40	32.95	0.00	100
	Limit	Read	Ant	Cable	Preamp	Aux	APos	TPos																																																																																																																				
Freq	Level	Line Margin	Level	Factor	Loss Factor	Factor			Remark																																																																																																																			
MHz	dBuV/m	dBuV/m	dB	dBuV	dB/m	dB	dB	dB	cm	deg																																																																																																																		
1	5645.10	56.06	68.30	-12.24	41.65	35.07	12.32	32.98	0.00	100	90 PEAK																																																																																																																	
2	5650.32	52.45	68.53	-16.08	38.02	35.08	12.32	32.97	0.00	100	90 PEAK																																																																																																																	
3	5701.50	54.82	105.72	-50.90	40.29	35.13	12.36	32.96	0.00	100	90 PEAK																																																																																																																	
4	5720.06	52.35	111.04	-58.69	37.77	35.15	12.38	32.95	0.00	100	90 PEAK																																																																																																																	
	Limit	Read	Ant	Cable	Preamp	Aux	APos	TPos																																																																																																																				
Freq	Level	Line Margin	Level	Factor	Loss Factor	Factor			Remark																																																																																																																			
MHz	dBuV/m	dBuV/m	dB	dBuV	dB/m	dB	dB	dB	cm	deg																																																																																																																		
1	5745.00	108.44	-----	-----	93.81	35.18	12.40	32.95	0.00	100	90 PEAK																																																																																																																	
Avg	Blank																																																																																																																											
		<table border="1"> <thead> <tr> <th></th> <th>Limit</th> <th>Read</th> <th>Ant</th> <th>Cable</th> <th>Preamp</th> <th>Aux</th> <th>APos</th> <th>TPos</th> <th></th> </tr> <tr> <th>Freq</th> <th>Level</th> <th>Line Margin</th> <th>Level</th> <th>Factor</th> <th>Loss Factor</th> <th>Factor</th> <th></th> <th></th> <th>Remark</th> </tr> <tr> <th>MHz</th> <th>dBuV/m</th> <th>dBuV/m</th> <th>dB</th> <th>dBuV</th> <th>dB/m</th> <th>dB</th> <th>dB</th> <th>dB</th> <th>cm</th> <th>deg</th> </tr> </thead> <tbody> <tr> <td>1</td> <td>5745.00</td> <td>102.30</td> <td>-----</td> <td>-----</td> <td>87.67</td> <td>35.18</td> <td>12.40</td> <td>32.95</td> <td>0.00</td> <td>100</td> <td>90 AVERAGE</td> </tr> </tbody> </table>			Limit	Read	Ant	Cable	Preamp	Aux	APos	TPos		Freq	Level	Line Margin	Level	Factor	Loss Factor	Factor			Remark	MHz	dBuV/m	dBuV/m	dB	dBuV	dB/m	dB	dB	dB	cm	deg	1	5745.00	102.30	-----	-----	87.67	35.18	12.40	32.95	0.00	100	90 AVERAGE																																																																														
	Limit	Read	Ant	Cable	Preamp	Aux	APos	TPos																																																																																																																				
Freq	Level	Line Margin	Level	Factor	Loss Factor	Factor			Remark																																																																																																																			
MHz	dBuV/m	dBuV/m	dB	dBuV	dB/m	dB	dB	dB	cm	deg																																																																																																																		
1	5745.00	102.30	-----	-----	87.67	35.18	12.40	32.95	0.00	100	90 AVERAGE																																																																																																																	



	56																																																																																																																					
Mode	Band Edge																																																																																																																					
	U-NII-3_5.725-5.85_802.11ax HE20_CH165_Partial_RU106/54_5825MHz																																																																																																																					
ANT	CDD 9+10																																																																																																																					
Pol.	Horizontal	Fundamental																																																																																																																				
Peak	<table border="1"> <thead> <tr> <th>Limit</th> <th>Over</th> <th>Read</th> <th>Ant</th> <th>Cable</th> <th>Preamp</th> <th>APos</th> <th>TPos</th> <th>Remark</th> </tr> <tr> <th>Freq</th> <th>Level</th> <th>Line</th> <th>Limit</th> <th>Level</th> <th>Factor</th> <th>Loss</th> <th>Factor</th> <th></th> </tr> <tr> <th>MHz</th> <th>dBuV/m</th> <th>dBuV/m</th> <th>dB</th> <th>dBuV</th> <th>dB/m</th> <th>dB</th> <th>dB</th> <th>cm</th> <th>deg</th> </tr> </thead> <tbody> <tr> <td>1</td> <td>5855.00</td> <td>53.56</td> <td>110.90</td> <td>-57.34</td> <td>38.69</td> <td>35.32</td> <td>12.52</td> <td>32.97</td> <td>108</td> <td>73</td> <td>PEAK</td> </tr> <tr> <td>2</td> <td>5873.88</td> <td>54.45</td> <td>105.61</td> <td>-51.16</td> <td>39.54</td> <td>35.35</td> <td>12.54</td> <td>32.98</td> <td>108</td> <td>73</td> <td>PEAK</td> </tr> <tr> <td>3</td> <td>5923.63</td> <td>53.68</td> <td>69.31</td> <td>-15.63</td> <td>38.69</td> <td>35.41</td> <td>12.59</td> <td>33.01</td> <td>108</td> <td>73</td> <td>PEAK</td> </tr> <tr> <td>4</td> <td>5936.38</td> <td>54.64</td> <td>68.30</td> <td>-13.66</td> <td>39.64</td> <td>35.42</td> <td>12.60</td> <td>33.02</td> <td>108</td> <td>73</td> <td>PEAK</td> </tr> </tbody> </table>	Limit	Over	Read	Ant	Cable	Preamp	APos	TPos	Remark	Freq	Level	Line	Limit	Level	Factor	Loss	Factor		MHz	dBuV/m	dBuV/m	dB	dBuV	dB/m	dB	dB	cm	deg	1	5855.00	53.56	110.90	-57.34	38.69	35.32	12.52	32.97	108	73	PEAK	2	5873.88	54.45	105.61	-51.16	39.54	35.35	12.54	32.98	108	73	PEAK	3	5923.63	53.68	69.31	-15.63	38.69	35.41	12.59	33.01	108	73	PEAK	4	5936.38	54.64	68.30	-13.66	39.64	35.42	12.60	33.02	108	73	PEAK	<table border="1"> <thead> <tr> <th>Limit</th> <th>Over</th> <th>Read</th> <th>Ant</th> <th>Cable</th> <th>Preamp</th> <th>APos</th> <th>TPos</th> <th>Remark</th> </tr> <tr> <th>Freq</th> <th>Level</th> <th>Line</th> <th>Limit</th> <th>Level</th> <th>Factor</th> <th>Loss</th> <th>Factor</th> <th></th> </tr> <tr> <th>MHz</th> <th>dBuV/m</th> <th>dBuV/m</th> <th>dB</th> <th>dBuV</th> <th>dB/m</th> <th>dB</th> <th>dB</th> <th>cm</th> <th>deg</th> </tr> </thead> <tbody> <tr> <td>1</td> <td>5825.00</td> <td>109.42</td> <td>122.30</td> <td>-12.88</td> <td>94.58</td> <td>35.29</td> <td>12.50</td> <td>32.95</td> <td>108</td> <td>73</td> <td>PEAK</td> </tr> </tbody> </table>	Limit	Over	Read	Ant	Cable	Preamp	APos	TPos	Remark	Freq	Level	Line	Limit	Level	Factor	Loss	Factor		MHz	dBuV/m	dBuV/m	dB	dBuV	dB/m	dB	dB	cm	deg	1	5825.00	109.42	122.30	-12.88	94.58	35.29	12.50	32.95	108	73	PEAK
	Limit	Over	Read	Ant	Cable	Preamp	APos	TPos	Remark																																																																																																													
Freq	Level	Line	Limit	Level	Factor	Loss	Factor																																																																																																															
MHz	dBuV/m	dBuV/m	dB	dBuV	dB/m	dB	dB	cm	deg																																																																																																													
1	5855.00	53.56	110.90	-57.34	38.69	35.32	12.52	32.97	108	73	PEAK																																																																																																											
2	5873.88	54.45	105.61	-51.16	39.54	35.35	12.54	32.98	108	73	PEAK																																																																																																											
3	5923.63	53.68	69.31	-15.63	38.69	35.41	12.59	33.01	108	73	PEAK																																																																																																											
4	5936.38	54.64	68.30	-13.66	39.64	35.42	12.60	33.02	108	73	PEAK																																																																																																											
Limit	Over	Read	Ant	Cable	Preamp	APos	TPos	Remark																																																																																																														
Freq	Level	Line	Limit	Level	Factor	Loss	Factor																																																																																																															
MHz	dBuV/m	dBuV/m	dB	dBuV	dB/m	dB	dB	cm	deg																																																																																																													
1	5825.00	109.42	122.30	-12.88	94.58	35.29	12.50	32.95	108	73	PEAK																																																																																																											
Avg	Blank	<table border="1"> <thead> <tr> <th>Limit</th> <th>Over</th> <th>Read</th> <th>Ant</th> <th>Cable</th> <th>Preamp</th> <th>APos</th> <th>TPos</th> <th>Remark</th> </tr> <tr> <th>Freq</th> <th>Level</th> <th>Line</th> <th>Limit</th> <th>Level</th> <th>Factor</th> <th>Loss</th> <th>Factor</th> <th></th> </tr> <tr> <th>MHz</th> <th>dBuV/m</th> <th>dBuV/m</th> <th>dB</th> <th>dBuV</th> <th>dB/m</th> <th>dB</th> <th>dB</th> <th>cm</th> <th>deg</th> </tr> </thead> <tbody> <tr> <td>1</td> <td>5825.00</td> <td>102.26</td> <td>122.30</td> <td>-20.04</td> <td>87.42</td> <td>35.29</td> <td>12.50</td> <td>32.95</td> <td>108</td> <td>73</td> <td>AVERAGE</td> </tr> </tbody> </table>	Limit	Over	Read	Ant	Cable	Preamp	APos	TPos	Remark	Freq	Level	Line	Limit	Level	Factor	Loss	Factor		MHz	dBuV/m	dBuV/m	dB	dBuV	dB/m	dB	dB	cm	deg	1	5825.00	102.26	122.30	-20.04	87.42	35.29	12.50	32.95	108	73	AVERAGE																																																																												
Limit	Over	Read	Ant	Cable	Preamp	APos	TPos	Remark																																																																																																														
Freq	Level	Line	Limit	Level	Factor	Loss	Factor																																																																																																															
MHz	dBuV/m	dBuV/m	dB	dBuV	dB/m	dB	dB	cm	deg																																																																																																													
1	5825.00	102.26	122.30	-20.04	87.42	35.29	12.50	32.95	108	73	AVERAGE																																																																																																											



	56																																																																																																																										
Mode	Band Edge																																																																																																																										
	U-NII-3_5.725-5.85_802.11ax HE20_CH165_Partial_RU106/54_5825MHz																																																																																																																										
ANT	CDD 9+10																																																																																																																										
Pol.	Vertical	Fundamental																																																																																																																									
Peak	<table border="1"> <thead> <tr> <th>Limit</th> <th>Read</th> <th>Ant</th> <th>Cable</th> <th>Preamp</th> <th>Aux</th> <th>APos</th> <th>TPos</th> <th>Remark</th> </tr> <tr> <th>Freq</th> <th>Level</th> <th>Line Margin</th> <th>Level</th> <th>Factor</th> <th>Loss Factor</th> <th>Factor</th> <th></th> <th></th> </tr> <tr> <th>MHz</th> <th>dBuV/m</th> <th>dBuV/m</th> <th>dB</th> <th>dBuV</th> <th>dB/m</th> <th>dB</th> <th>dB</th> <th>cm</th> <th>deg</th> </tr> </thead> <tbody> <tr> <td>1</td> <td>5854.75</td> <td>54.37</td> <td>111.47</td> <td>-57.10</td> <td>39.50</td> <td>35.32</td> <td>12.52</td> <td>32.97</td> <td>0.00</td> <td>100</td> <td>82</td> <td>PEAK</td> </tr> <tr> <td>2</td> <td>5874.00</td> <td>54.29</td> <td>105.58</td> <td>-51.29</td> <td>39.38</td> <td>35.35</td> <td>12.54</td> <td>32.98</td> <td>0.00</td> <td>100</td> <td>82</td> <td>PEAK</td> </tr> <tr> <td>3</td> <td>5924.00</td> <td>54.42</td> <td>69.04</td> <td>-14.62</td> <td>39.43</td> <td>35.41</td> <td>12.59</td> <td>33.01</td> <td>0.00</td> <td>100</td> <td>82</td> <td>PEAK</td> </tr> <tr> <td>4</td> <td>5944.25</td> <td>54.71</td> <td>68.30</td> <td>-13.59</td> <td>39.70</td> <td>35.43</td> <td>12.61</td> <td>33.03</td> <td>0.00</td> <td>100</td> <td>82</td> <td>PEAK</td> </tr> </tbody> </table>	Limit	Read	Ant	Cable	Preamp	Aux	APos	TPos	Remark	Freq	Level	Line Margin	Level	Factor	Loss Factor	Factor			MHz	dBuV/m	dBuV/m	dB	dBuV	dB/m	dB	dB	cm	deg	1	5854.75	54.37	111.47	-57.10	39.50	35.32	12.52	32.97	0.00	100	82	PEAK	2	5874.00	54.29	105.58	-51.29	39.38	35.35	12.54	32.98	0.00	100	82	PEAK	3	5924.00	54.42	69.04	-14.62	39.43	35.41	12.59	33.01	0.00	100	82	PEAK	4	5944.25	54.71	68.30	-13.59	39.70	35.43	12.61	33.03	0.00	100	82	PEAK	<table border="1"> <thead> <tr> <th>Limit</th> <th>Read</th> <th>Ant</th> <th>Cable</th> <th>Preamp</th> <th>Aux</th> <th>APos</th> <th>TPos</th> <th>Remark</th> </tr> <tr> <th>Freq</th> <th>Level</th> <th>Line Margin</th> <th>Level</th> <th>Factor</th> <th>Loss Factor</th> <th>Factor</th> <th></th> <th></th> </tr> <tr> <th>MHz</th> <th>dBuV/m</th> <th>dBuV/m</th> <th>dB</th> <th>dBuV</th> <th>dB/m</th> <th>dB</th> <th>dB</th> <th>cm</th> <th>deg</th> </tr> </thead> <tbody> <tr> <td>1</td> <td>5825.00</td> <td>108.05</td> <td>-----</td> <td>-----</td> <td>93.21</td> <td>35.29</td> <td>12.50</td> <td>32.95</td> <td>0.00</td> <td>100</td> <td>82</td> <td>PEAK</td> </tr> </tbody> </table>	Limit	Read	Ant	Cable	Preamp	Aux	APos	TPos	Remark	Freq	Level	Line Margin	Level	Factor	Loss Factor	Factor			MHz	dBuV/m	dBuV/m	dB	dBuV	dB/m	dB	dB	cm	deg	1	5825.00	108.05	-----	-----	93.21	35.29	12.50	32.95	0.00	100	82	PEAK
	Limit	Read	Ant	Cable	Preamp	Aux	APos	TPos	Remark																																																																																																																		
Freq	Level	Line Margin	Level	Factor	Loss Factor	Factor																																																																																																																					
MHz	dBuV/m	dBuV/m	dB	dBuV	dB/m	dB	dB	cm	deg																																																																																																																		
1	5854.75	54.37	111.47	-57.10	39.50	35.32	12.52	32.97	0.00	100	82	PEAK																																																																																																															
2	5874.00	54.29	105.58	-51.29	39.38	35.35	12.54	32.98	0.00	100	82	PEAK																																																																																																															
3	5924.00	54.42	69.04	-14.62	39.43	35.41	12.59	33.01	0.00	100	82	PEAK																																																																																																															
4	5944.25	54.71	68.30	-13.59	39.70	35.43	12.61	33.03	0.00	100	82	PEAK																																																																																																															
Limit	Read	Ant	Cable	Preamp	Aux	APos	TPos	Remark																																																																																																																			
Freq	Level	Line Margin	Level	Factor	Loss Factor	Factor																																																																																																																					
MHz	dBuV/m	dBuV/m	dB	dBuV	dB/m	dB	dB	cm	deg																																																																																																																		
1	5825.00	108.05	-----	-----	93.21	35.29	12.50	32.95	0.00	100	82	PEAK																																																																																																															
Avg	Blank	<table border="1"> <thead> <tr> <th>Limit</th> <th>Read</th> <th>Ant</th> <th>Cable</th> <th>Preamp</th> <th>Aux</th> <th>APos</th> <th>TPos</th> <th>Remark</th> </tr> <tr> <th>Freq</th> <th>Level</th> <th>Line Margin</th> <th>Level</th> <th>Factor</th> <th>Loss Factor</th> <th>Factor</th> <th></th> <th></th> </tr> <tr> <th>MHz</th> <th>dBuV/m</th> <th>dBuV/m</th> <th>dB</th> <th>dBuV</th> <th>dB/m</th> <th>dB</th> <th>dB</th> <th>cm</th> <th>deg</th> </tr> </thead> <tbody> <tr> <td>1</td> <td>5825.00</td> <td>101.97</td> <td>-----</td> <td>-----</td> <td>87.13</td> <td>35.29</td> <td>12.50</td> <td>32.95</td> <td>0.00</td> <td>100</td> <td>82</td> <td>AVERAGE</td> </tr> </tbody> </table>	Limit	Read	Ant	Cable	Preamp	Aux	APos	TPos	Remark	Freq	Level	Line Margin	Level	Factor	Loss Factor	Factor			MHz	dBuV/m	dBuV/m	dB	dBuV	dB/m	dB	dB	cm	deg	1	5825.00	101.97	-----	-----	87.13	35.29	12.50	32.95	0.00	100	82	AVERAGE																																																																																
Limit	Read	Ant	Cable	Preamp	Aux	APos	TPos	Remark																																																																																																																			
Freq	Level	Line Margin	Level	Factor	Loss Factor	Factor																																																																																																																					
MHz	dBuV/m	dBuV/m	dB	dBuV	dB/m	dB	dB	cm	deg																																																																																																																		
1	5825.00	101.97	-----	-----	87.13	35.29	12.50	32.95	0.00	100	82	AVERAGE																																																																																																															

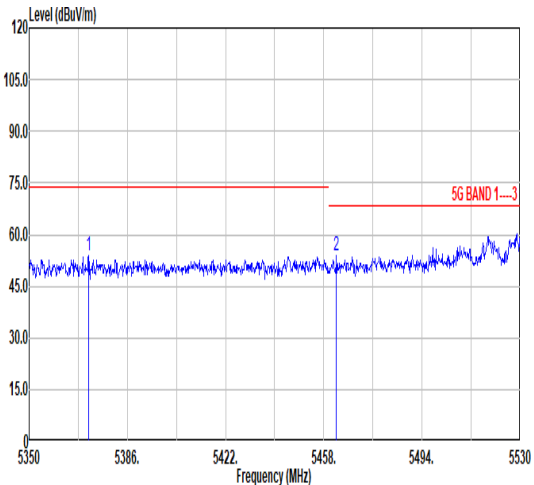
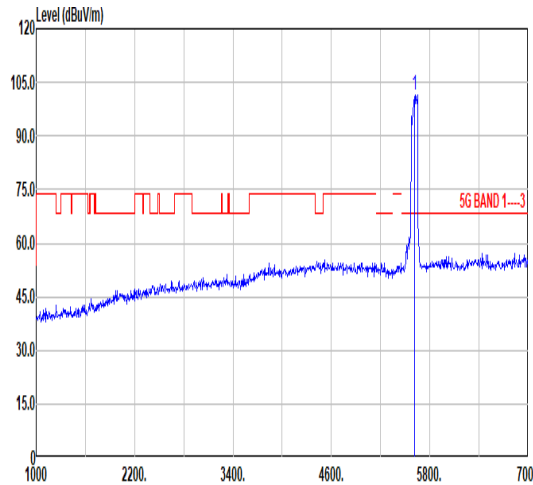
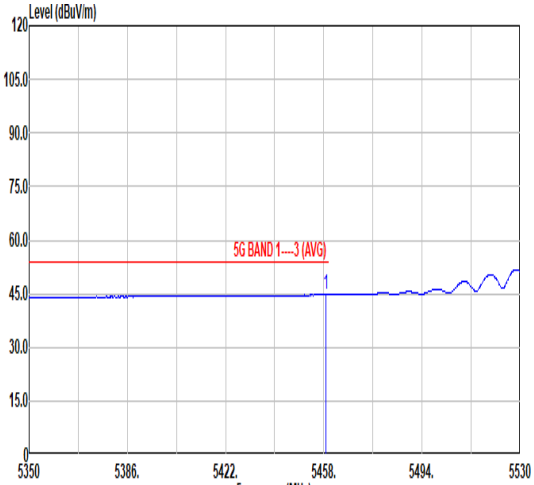
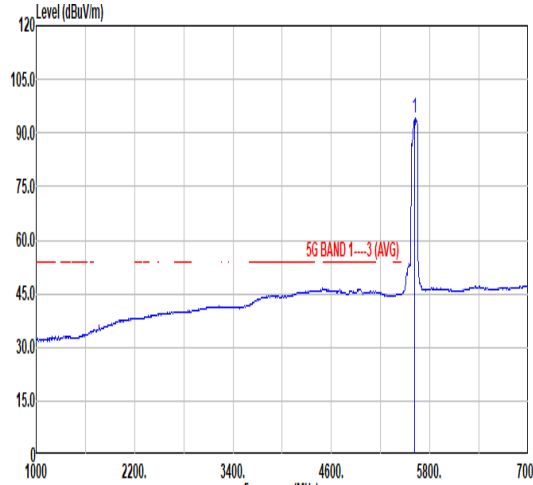


		59																																																																																																					
Mode	Band Edge - L																																																																																																						
	U-NII-2C_5.47-5.725_802.11ax HE80_CH122_Full RU_5610MHz																																																																																																						
ANT	CDD 9+10																																																																																																						
Pol.	Horizontal	Fundamental																																																																																																					
Peak	<table border="1"> <thead> <tr> <th>Limit</th> <th>Read</th> <th>Ant</th> <th>Cable</th> <th>Preamp</th> <th>Aux</th> <th>APos</th> <th>TPos</th> <th colspan="2"></th> </tr> <tr> <th>Freq</th> <th>Level</th> <th>Line</th> <th>Margin</th> <th>Level</th> <th>Factor</th> <th>Loss</th> <th>Factor</th> <th>Factor</th> <th>Remark</th> </tr> <tr> <th>MHz</th> <th>dBuV/m</th> <th>dBuV/m</th> <th>dB</th> <th>dBuV</th> <th>dB/m</th> <th>dB</th> <th>dB</th> <th>dB</th> <th>cm</th> <th>deg</th> </tr> </thead> <tbody> <tr> <td>1</td> <td>5447.92</td> <td>53.36</td> <td>74.00</td> <td>-20.64</td> <td>39.40</td> <td>34.86</td> <td>12.14</td> <td>33.04</td> <td>0.00</td> <td>300</td> <td>333</td> <td>PEAK</td> </tr> <tr> <td>2</td> <td>5463.04</td> <td>52.88</td> <td>68.30</td> <td>-15.42</td> <td>38.89</td> <td>34.87</td> <td>12.15</td> <td>33.03</td> <td>0.00</td> <td>300</td> <td>333</td> <td>PEAK</td> </tr> </tbody> </table>	Limit	Read	Ant	Cable	Preamp	Aux	APos	TPos			Freq	Level	Line	Margin	Level	Factor	Loss	Factor	Factor	Remark	MHz	dBuV/m	dBuV/m	dB	dBuV	dB/m	dB	dB	dB	cm	deg	1	5447.92	53.36	74.00	-20.64	39.40	34.86	12.14	33.04	0.00	300	333	PEAK	2	5463.04	52.88	68.30	-15.42	38.89	34.87	12.15	33.03	0.00	300	333	PEAK	<table border="1"> <thead> <tr> <th>Limit</th> <th>Read</th> <th>Ant</th> <th>Cable</th> <th>Preamp</th> <th>Aux</th> <th>APos</th> <th>TPos</th> <th colspan="2"></th> </tr> <tr> <th>Freq</th> <th>Level</th> <th>Line</th> <th>Margin</th> <th>Level</th> <th>Factor</th> <th>Loss</th> <th>Factor</th> <th>Factor</th> <th>Remark</th> </tr> <tr> <th>MHz</th> <th>dBuV/m</th> <th>dBuV/m</th> <th>dB</th> <th>dBuV</th> <th>dB/m</th> <th>dB</th> <th>dB</th> <th>dB</th> <th>cm</th> <th>deg</th> </tr> </thead> <tbody> <tr> <td>1</td> <td>5610.00</td> <td>102.56</td> <td>-----</td> <td>-----</td> <td>88.25</td> <td>35.02</td> <td>12.28</td> <td>32.99</td> <td>0.00</td> <td>300</td> <td>333</td> <td>PEAK</td> </tr> </tbody> </table>	Limit	Read	Ant	Cable	Preamp	Aux	APos	TPos			Freq	Level	Line	Margin	Level	Factor	Loss	Factor	Factor	Remark	MHz	dBuV/m	dBuV/m	dB	dBuV	dB/m	dB	dB	dB	cm	deg	1	5610.00	102.56	-----	-----	88.25	35.02	12.28	32.99	0.00	300	333	PEAK
	Limit	Read	Ant	Cable	Preamp	Aux	APos	TPos																																																																																															
Freq	Level	Line	Margin	Level	Factor	Loss	Factor	Factor	Remark																																																																																														
MHz	dBuV/m	dBuV/m	dB	dBuV	dB/m	dB	dB	dB	cm	deg																																																																																													
1	5447.92	53.36	74.00	-20.64	39.40	34.86	12.14	33.04	0.00	300	333	PEAK																																																																																											
2	5463.04	52.88	68.30	-15.42	38.89	34.87	12.15	33.03	0.00	300	333	PEAK																																																																																											
Limit	Read	Ant	Cable	Preamp	Aux	APos	TPos																																																																																																
Freq	Level	Line	Margin	Level	Factor	Loss	Factor	Factor	Remark																																																																																														
MHz	dBuV/m	dBuV/m	dB	dBuV	dB/m	dB	dB	dB	cm	deg																																																																																													
1	5610.00	102.56	-----	-----	88.25	35.02	12.28	32.99	0.00	300	333	PEAK																																																																																											
Avg	<table border="1"> <thead> <tr> <th>Limit</th> <th>Read</th> <th>Ant</th> <th>Cable</th> <th>Preamp</th> <th>Aux</th> <th>APos</th> <th>TPos</th> <th colspan="2"></th> </tr> <tr> <th>Freq</th> <th>Level</th> <th>Line</th> <th>Margin</th> <th>Level</th> <th>Factor</th> <th>Loss</th> <th>Factor</th> <th>Factor</th> <th>Remark</th> </tr> <tr> <th>MHz</th> <th>dBuV/m</th> <th>dBuV/m</th> <th>dB</th> <th>dBuV</th> <th>dB/m</th> <th>dB</th> <th>dB</th> <th>dB</th> <th>cm</th> <th>deg</th> </tr> </thead> <tbody> <tr> <td>1</td> <td>5458.90</td> <td>44.93</td> <td>54.00</td> <td>-9.07</td> <td>30.95</td> <td>34.87</td> <td>12.15</td> <td>33.04</td> <td>0.00</td> <td>300</td> <td>333</td> <td>AVERAGE</td> </tr> </tbody> </table>	Limit	Read	Ant	Cable	Preamp	Aux	APos	TPos			Freq	Level	Line	Margin	Level	Factor	Loss	Factor	Factor	Remark	MHz	dBuV/m	dBuV/m	dB	dBuV	dB/m	dB	dB	dB	cm	deg	1	5458.90	44.93	54.00	-9.07	30.95	34.87	12.15	33.04	0.00	300	333	AVERAGE	<table border="1"> <thead> <tr> <th>Limit</th> <th>Read</th> <th>Ant</th> <th>Cable</th> <th>Preamp</th> <th>Aux</th> <th>APos</th> <th>TPos</th> <th colspan="2"></th> </tr> <tr> <th>Freq</th> <th>Level</th> <th>Line</th> <th>Margin</th> <th>Level</th> <th>Factor</th> <th>Loss</th> <th>Factor</th> <th>Factor</th> <th>Remark</th> </tr> <tr> <th>MHz</th> <th>dBuV/m</th> <th>dBuV/m</th> <th>dB</th> <th>dBuV</th> <th>dB/m</th> <th>dB</th> <th>dB</th> <th>dB</th> <th>cm</th> <th>deg</th> </tr> </thead> <tbody> <tr> <td>1</td> <td>5610.00</td> <td>94.22</td> <td>-----</td> <td>-----</td> <td>79.91</td> <td>35.02</td> <td>12.28</td> <td>32.99</td> <td>0.00</td> <td>300</td> <td>333</td> <td>AVERAGE</td> </tr> </tbody> </table>	Limit	Read	Ant	Cable	Preamp	Aux	APos	TPos			Freq	Level	Line	Margin	Level	Factor	Loss	Factor	Factor	Remark	MHz	dBuV/m	dBuV/m	dB	dBuV	dB/m	dB	dB	dB	cm	deg	1	5610.00	94.22	-----	-----	79.91	35.02	12.28	32.99	0.00	300	333	AVERAGE													
	Limit	Read	Ant	Cable	Preamp	Aux	APos	TPos																																																																																															
Freq	Level	Line	Margin	Level	Factor	Loss	Factor	Factor	Remark																																																																																														
MHz	dBuV/m	dBuV/m	dB	dBuV	dB/m	dB	dB	dB	cm	deg																																																																																													
1	5458.90	44.93	54.00	-9.07	30.95	34.87	12.15	33.04	0.00	300	333	AVERAGE																																																																																											
Limit	Read	Ant	Cable	Preamp	Aux	APos	TPos																																																																																																
Freq	Level	Line	Margin	Level	Factor	Loss	Factor	Factor	Remark																																																																																														
MHz	dBuV/m	dBuV/m	dB	dBuV	dB/m	dB	dB	dB	cm	deg																																																																																													
1	5610.00	94.22	-----	-----	79.91	35.02	12.28	32.99	0.00	300	333	AVERAGE																																																																																											



	59																																							
Mode	Band Edge - R																																							
	U-NII-2C_5.47-5.725_802.11ax HE80_CH122_Full RU_5610MHz																																							
ANT	CDD 9+10																																							
Pol.	Horizontal	Fundamental																																						
Peak																																								
	Blank																																							
	<table border="1"> <thead> <tr> <th>Limit</th> <th>Read</th> <th>Ant</th> <th>Cable</th> <th>Preamp</th> <th>Aux</th> <th>APos</th> <th>TPos</th> <th></th> </tr> <tr> <th>Freq</th> <th>Level</th> <th>Line Margin</th> <th>Level Factor</th> <th>Loss Factor</th> <th>Loss Factor</th> <th>Factor</th> <th></th> <th>Remark</th> </tr> <tr> <th>MHz</th> <th>dBuV/m</th> <th>dBuV/m</th> <th>dB</th> <th>dBuV</th> <th>dB/m</th> <th>dB</th> <th>dB</th> <th>cm</th> <th>deg</th> </tr> </thead> <tbody> <tr> <td>1 5763.12</td> <td>55.16</td> <td>68.30</td> <td>-13.14</td> <td>40.46</td> <td>35.21</td> <td>12.43</td> <td>32.94</td> <td>0.00</td> <td>300 333 PEAK</td> </tr> </tbody> </table>		Limit	Read	Ant	Cable	Preamp	Aux	APos	TPos		Freq	Level	Line Margin	Level Factor	Loss Factor	Loss Factor	Factor		Remark	MHz	dBuV/m	dBuV/m	dB	dBuV	dB/m	dB	dB	cm	deg	1 5763.12	55.16	68.30	-13.14	40.46	35.21	12.43	32.94	0.00	300 333 PEAK
Limit	Read	Ant	Cable	Preamp	Aux	APos	TPos																																	
Freq	Level	Line Margin	Level Factor	Loss Factor	Loss Factor	Factor		Remark																																
MHz	dBuV/m	dBuV/m	dB	dBuV	dB/m	dB	dB	cm	deg																															
1 5763.12	55.16	68.30	-13.14	40.46	35.21	12.43	32.94	0.00	300 333 PEAK																															



		59																																																																																																		
Mode	Band Edge - L																																																																																																			
	U-NII-2C_5.47-5.725_802.11ax HE80_CH122_Full RU_5610MHz																																																																																																			
ANT	CDD 9+10																																																																																																			
Pol.	Vertical	Fundamental																																																																																																		
Peak	 <table border="1" data-bbox="263 1086 774 1243"> <thead> <tr> <th></th> <th>Limit</th> <th>Read</th> <th>Ant</th> <th>Cable</th> <th>Preamp</th> <th>Aux</th> <th>APos</th> <th>TPos</th> <th></th> </tr> <tr> <th>Freq</th> <th>Level</th> <th>Line Margin</th> <th>Level Factor</th> <th>Loss Factor</th> <th>Loss Factor</th> <th>Factor</th> <th></th> <th></th> <th>Remark</th> </tr> <tr> <th></th> <th>MHz</th> <th>dBuV/m</th> <th>dBuV/m</th> <th>dB</th> <th>dBuV</th> <th>dB/m</th> <th>dB</th> <th>dB</th> <th>cm</th> <th>deg</th> </tr> </thead> <tbody> <tr> <td>1</td> <td>5371.78</td> <td>53.77</td> <td>74.00</td> <td>-20.23</td> <td>39.98</td> <td>34.00</td> <td>12.06</td> <td>33.07</td> <td>0.00</td> <td>328</td> <td>266 PEAK</td> </tr> <tr> <td>2</td> <td>5462.68</td> <td>53.68</td> <td>68.30</td> <td>-14.62</td> <td>39.69</td> <td>34.87</td> <td>12.15</td> <td>33.03</td> <td>0.00</td> <td>328</td> <td>266 PEAK</td> </tr> </tbody> </table>		Limit	Read	Ant	Cable	Preamp	Aux	APos	TPos		Freq	Level	Line Margin	Level Factor	Loss Factor	Loss Factor	Factor			Remark		MHz	dBuV/m	dBuV/m	dB	dBuV	dB/m	dB	dB	cm	deg	1	5371.78	53.77	74.00	-20.23	39.98	34.00	12.06	33.07	0.00	328	266 PEAK	2	5462.68	53.68	68.30	-14.62	39.69	34.87	12.15	33.03	0.00	328	266 PEAK	 <table border="1" data-bbox="901 1086 1412 1243"> <thead> <tr> <th></th> <th>Limit</th> <th>Read</th> <th>Ant</th> <th>Cable</th> <th>Preamp</th> <th>Aux</th> <th>APos</th> <th>TPos</th> <th></th> </tr> <tr> <th>Freq</th> <th>Level</th> <th>Line Margin</th> <th>Level Factor</th> <th>Loss Factor</th> <th>Loss Factor</th> <th>Factor</th> <th></th> <th></th> <th>Remark</th> </tr> <tr> <th></th> <th>MHz</th> <th>dBuV/m</th> <th>dBuV/m</th> <th>dB</th> <th>dBuV</th> <th>dB/m</th> <th>dB</th> <th>dB</th> <th>cm</th> <th>deg</th> </tr> </thead> <tbody> <tr> <td>1</td> <td>5610.00</td> <td>101.58</td> <td>-----</td> <td>-----</td> <td>87.22</td> <td>35.04</td> <td>12.30</td> <td>32.98</td> <td>0.00</td> <td>328</td> <td>266 PEAK</td> </tr> </tbody> </table>		Limit	Read	Ant	Cable	Preamp	Aux	APos	TPos		Freq	Level	Line Margin	Level Factor	Loss Factor	Loss Factor	Factor			Remark		MHz	dBuV/m	dBuV/m	dB	dBuV	dB/m	dB	dB	cm	deg	1	5610.00	101.58	-----	-----	87.22	35.04	12.30	32.98	0.00	328	266 PEAK
		Limit	Read	Ant	Cable	Preamp	Aux	APos	TPos																																																																																											
Freq	Level	Line Margin	Level Factor	Loss Factor	Loss Factor	Factor			Remark																																																																																											
	MHz	dBuV/m	dBuV/m	dB	dBuV	dB/m	dB	dB	cm	deg																																																																																										
1	5371.78	53.77	74.00	-20.23	39.98	34.00	12.06	33.07	0.00	328	266 PEAK																																																																																									
2	5462.68	53.68	68.30	-14.62	39.69	34.87	12.15	33.03	0.00	328	266 PEAK																																																																																									
	Limit	Read	Ant	Cable	Preamp	Aux	APos	TPos																																																																																												
Freq	Level	Line Margin	Level Factor	Loss Factor	Loss Factor	Factor			Remark																																																																																											
	MHz	dBuV/m	dBuV/m	dB	dBuV	dB/m	dB	dB	cm	deg																																																																																										
1	5610.00	101.58	-----	-----	87.22	35.04	12.30	32.98	0.00	328	266 PEAK																																																																																									
Avg	 <table border="1" data-bbox="263 1769 774 1926"> <thead> <tr> <th></th> <th>Limit</th> <th>Read</th> <th>Ant</th> <th>Cable</th> <th>Preamp</th> <th>Aux</th> <th>APos</th> <th>TPos</th> <th></th> </tr> <tr> <th>Freq</th> <th>Level</th> <th>Line Margin</th> <th>Level Factor</th> <th>Loss Factor</th> <th>Loss Factor</th> <th>Factor</th> <th></th> <th></th> <th>Remark</th> </tr> <tr> <th></th> <th>MHz</th> <th>dBuV/m</th> <th>dBuV/m</th> <th>dB</th> <th>dBuV</th> <th>dB/m</th> <th>dB</th> <th>dB</th> <th>cm</th> <th>deg</th> </tr> </thead> <tbody> <tr> <td>1</td> <td>5458.72</td> <td>44.71</td> <td>54.00</td> <td>-9.29</td> <td>30.73</td> <td>34.87</td> <td>12.15</td> <td>33.04</td> <td>0.00</td> <td>328</td> <td>266 AVERAGE</td> </tr> </tbody> </table>		Limit	Read	Ant	Cable	Preamp	Aux	APos	TPos		Freq	Level	Line Margin	Level Factor	Loss Factor	Loss Factor	Factor			Remark		MHz	dBuV/m	dBuV/m	dB	dBuV	dB/m	dB	dB	cm	deg	1	5458.72	44.71	54.00	-9.29	30.73	34.87	12.15	33.04	0.00	328	266 AVERAGE	 <table border="1" data-bbox="901 1769 1412 1926"> <thead> <tr> <th></th> <th>Limit</th> <th>Read</th> <th>Ant</th> <th>Cable</th> <th>Preamp</th> <th>Aux</th> <th>APos</th> <th>TPos</th> <th></th> </tr> <tr> <th>Freq</th> <th>Level</th> <th>Line Margin</th> <th>Level Factor</th> <th>Loss Factor</th> <th>Loss Factor</th> <th>Factor</th> <th></th> <th></th> <th>Remark</th> </tr> <tr> <th></th> <th>MHz</th> <th>dBuV/m</th> <th>dBuV/m</th> <th>dB</th> <th>dBuV</th> <th>dB/m</th> <th>dB</th> <th>dB</th> <th>cm</th> <th>deg</th> </tr> </thead> <tbody> <tr> <td>1</td> <td>5610.00</td> <td>94.28</td> <td>-----</td> <td>-----</td> <td>79.92</td> <td>35.04</td> <td>12.30</td> <td>32.98</td> <td>0.00</td> <td>328</td> <td>266 AVERAGE</td> </tr> </tbody> </table>		Limit	Read	Ant	Cable	Preamp	Aux	APos	TPos		Freq	Level	Line Margin	Level Factor	Loss Factor	Loss Factor	Factor			Remark		MHz	dBuV/m	dBuV/m	dB	dBuV	dB/m	dB	dB	cm	deg	1	5610.00	94.28	-----	-----	79.92	35.04	12.30	32.98	0.00	328	266 AVERAGE												
		Limit	Read	Ant	Cable	Preamp	Aux	APos	TPos																																																																																											
Freq	Level	Line Margin	Level Factor	Loss Factor	Loss Factor	Factor			Remark																																																																																											
	MHz	dBuV/m	dBuV/m	dB	dBuV	dB/m	dB	dB	cm	deg																																																																																										
1	5458.72	44.71	54.00	-9.29	30.73	34.87	12.15	33.04	0.00	328	266 AVERAGE																																																																																									
	Limit	Read	Ant	Cable	Preamp	Aux	APos	TPos																																																																																												
Freq	Level	Line Margin	Level Factor	Loss Factor	Loss Factor	Factor			Remark																																																																																											
	MHz	dBuV/m	dBuV/m	dB	dBuV	dB/m	dB	dB	cm	deg																																																																																										
1	5610.00	94.28	-----	-----	79.92	35.04	12.30	32.98	0.00	328	266 AVERAGE																																																																																									



Mode	59																																								
	Band Edge - R																																								
	U-NII-2C_5.47-5.725_802.11ax HE80_CH122_Full RU_5610MHz																																								
ANT	CDD 9+10																																								
Pol.	Vertical	Fundamental																																							
Peak	<table border="1"> <thead> <tr> <th>Limit</th> <th>Read</th> <th>Ant</th> <th>Cable</th> <th>Preamp</th> <th>Aux</th> <th>APos</th> <th>TPos</th> <th>Remark</th> </tr> <tr> <th>Freq</th> <th>Level</th> <th>Line Margin</th> <th>Level Factor</th> <th>Loss Factor</th> <th>Loss Factor</th> <th>Factor</th> <th></th> <th></th> </tr> <tr> <th>MHz</th> <th>dBuV/m</th> <th>dBuV/m</th> <th>dB</th> <th>dBuV</th> <th>dB/m</th> <th>dB</th> <th>dB</th> <th>cm</th> <th>deg</th> </tr> </thead> <tbody> <tr> <td>1 5749.02</td> <td>54.53</td> <td>68.30</td> <td>-13.77</td> <td>39.88</td> <td>35.19</td> <td>12.41</td> <td>32.95</td> <td>0.00</td> <td>328 266</td> <td>PEAK</td> </tr> </tbody> </table>	Limit	Read	Ant	Cable	Preamp	Aux	APos	TPos	Remark	Freq	Level	Line Margin	Level Factor	Loss Factor	Loss Factor	Factor			MHz	dBuV/m	dBuV/m	dB	dBuV	dB/m	dB	dB	cm	deg	1 5749.02	54.53	68.30	-13.77	39.88	35.19	12.41	32.95	0.00	328 266	PEAK	Blank
Limit	Read	Ant	Cable	Preamp	Aux	APos	TPos	Remark																																	
Freq	Level	Line Margin	Level Factor	Loss Factor	Loss Factor	Factor																																			
MHz	dBuV/m	dBuV/m	dB	dBuV	dB/m	dB	dB	cm	deg																																
1 5749.02	54.53	68.30	-13.77	39.88	35.19	12.41	32.95	0.00	328 266	PEAK																															



Mode	59																																																																														
	Harmonic																																																																														
	U-NII-2C_5.47-5.725_802.11ax HE80_CH122_Full RU_5610MHz																																																																														
ANT	CDD 9+10																																																																														
Pol.	Horizontal	Vertical																																																																													
Peak Avg																																																																															
	<table border="1"> <thead> <tr> <th>Limit</th> <th>Read</th> <th>Ant</th> <th>Cable</th> <th>Preamp</th> <th>Aux</th> <th>APos</th> <th>TPos</th> <th>Remark</th> </tr> <tr> <th>Freq</th> <th>Level</th> <th>Line Margin</th> <th>Level Factor</th> <th>Loss Factor</th> <th>Factor</th> <th></th> <th></th> <th></th> </tr> <tr> <th>MHz</th> <th>dBuV/m</th> <th>dBuV/m</th> <th>dB</th> <th>dBuV</th> <th>dB/m</th> <th>dB</th> <th>dB</th> <th>cm</th> <th>deg</th> </tr> </thead> <tbody> <tr> <td>1 11220.00</td> <td>45.46</td> <td>74.00</td> <td>-28.54</td> <td>51.82</td> <td>38.65</td> <td>17.55</td> <td>62.56</td> <td>0.00</td> <td>300</td> <td>0 PEAK</td> </tr> </tbody> </table>	Limit	Read	Ant	Cable	Preamp	Aux	APos	TPos	Remark	Freq	Level	Line Margin	Level Factor	Loss Factor	Factor				MHz	dBuV/m	dBuV/m	dB	dBuV	dB/m	dB	dB	cm	deg	1 11220.00	45.46	74.00	-28.54	51.82	38.65	17.55	62.56	0.00	300	0 PEAK	<table border="1"> <thead> <tr> <th>Limit</th> <th>Read</th> <th>Ant</th> <th>Cable</th> <th>Preamp</th> <th>Aux</th> <th>APos</th> <th>TPos</th> <th>Remark</th> </tr> <tr> <th>Freq</th> <th>Level</th> <th>Line Margin</th> <th>Level Factor</th> <th>Loss Factor</th> <th>Factor</th> <th></th> <th></th> <th></th> </tr> <tr> <th>MHz</th> <th>dBuV/m</th> <th>dBuV/m</th> <th>dB</th> <th>dBuV</th> <th>dB/m</th> <th>dB</th> <th>dB</th> <th>cm</th> <th>deg</th> </tr> </thead> <tbody> <tr> <td>1 11220.00</td> <td>44.85</td> <td>74.00</td> <td>-29.15</td> <td>51.21</td> <td>38.65</td> <td>17.55</td> <td>62.56</td> <td>0.00</td> <td>100</td> <td>0 PEAK</td> </tr> </tbody> </table>	Limit	Read	Ant	Cable	Preamp	Aux	APos	TPos	Remark	Freq	Level	Line Margin	Level Factor	Loss Factor	Factor				MHz	dBuV/m	dBuV/m	dB	dBuV	dB/m	dB	dB	cm	deg	1 11220.00	44.85	74.00	-29.15	51.21	38.65	17.55	62.56	0.00	100
Limit	Read	Ant	Cable	Preamp	Aux	APos	TPos	Remark																																																																							
Freq	Level	Line Margin	Level Factor	Loss Factor	Factor																																																																										
MHz	dBuV/m	dBuV/m	dB	dBuV	dB/m	dB	dB	cm	deg																																																																						
1 11220.00	45.46	74.00	-28.54	51.82	38.65	17.55	62.56	0.00	300	0 PEAK																																																																					
Limit	Read	Ant	Cable	Preamp	Aux	APos	TPos	Remark																																																																							
Freq	Level	Line Margin	Level Factor	Loss Factor	Factor																																																																										
MHz	dBuV/m	dBuV/m	dB	dBuV	dB/m	dB	dB	cm	deg																																																																						
1 11220.00	44.85	74.00	-29.15	51.21	38.65	17.55	62.56	0.00	100	0 PEAK																																																																					



		60																																																																																																		
Mode	Band Edge - L																																																																																																			
	U-NII-2C_5.47-5.725_802.11ax HE160_CH114_Full RU_5570MHz																																																																																																			
ANT	CDD 9+10																																																																																																			
Pol.	Horizontal	Fundamental																																																																																																		
Peak	<table border="1"> <thead> <tr> <th></th> <th>Limit</th> <th>Read</th> <th>Ant</th> <th>Cable</th> <th>Preamp</th> <th>Aux</th> <th>APos</th> <th>TPos</th> <th></th> </tr> <tr> <th>Freq</th> <th>Level</th> <th>Line Margin</th> <th>Level Factor</th> <th>Loss Factor</th> <th>Loss Factor</th> <th>Factor</th> <th></th> <th></th> <th>Remark</th> </tr> <tr> <th></th> <th>MHz</th> <th>dBuV/m</th> <th>dBuV/m</th> <th>dB</th> <th>dBuV</th> <th>dB/m</th> <th>dB</th> <th>dB</th> <th>cm</th> <th>deg</th> </tr> </thead> <tbody> <tr> <td>1</td> <td>5458.90</td> <td>58.89</td> <td>74.00</td> <td>-15.11</td> <td>44.91</td> <td>34.87</td> <td>12.15</td> <td>33.04</td> <td>0.00</td> <td>300</td> <td>333 PEAK</td> </tr> <tr> <td>2</td> <td>5467.26</td> <td>57.78</td> <td>68.30</td> <td>-10.52</td> <td>43.78</td> <td>34.87</td> <td>12.16</td> <td>33.03</td> <td>0.00</td> <td>300</td> <td>333 PEAK</td> </tr> </tbody> </table>		Limit	Read	Ant	Cable	Preamp	Aux	APos	TPos		Freq	Level	Line Margin	Level Factor	Loss Factor	Loss Factor	Factor			Remark		MHz	dBuV/m	dBuV/m	dB	dBuV	dB/m	dB	dB	cm	deg	1	5458.90	58.89	74.00	-15.11	44.91	34.87	12.15	33.04	0.00	300	333 PEAK	2	5467.26	57.78	68.30	-10.52	43.78	34.87	12.16	33.03	0.00	300	333 PEAK	<table border="1"> <thead> <tr> <th></th> <th>Limit</th> <th>Read</th> <th>Ant</th> <th>Cable</th> <th>Preamp</th> <th>Aux</th> <th>APos</th> <th>TPos</th> <th></th> </tr> <tr> <th>Freq</th> <th>Level</th> <th>Line Margin</th> <th>Level Factor</th> <th>Loss Factor</th> <th>Loss Factor</th> <th>Factor</th> <th></th> <th></th> <th>Remark</th> </tr> <tr> <th></th> <th>MHz</th> <th>dBuV/m</th> <th>dBuV/m</th> <th>dB</th> <th>dBuV</th> <th>dB/m</th> <th>dB</th> <th>dB</th> <th>cm</th> <th>deg</th> </tr> </thead> <tbody> <tr> <td>1</td> <td>5570.00</td> <td>97.38</td> <td>-----</td> <td>-----</td> <td>83.09</td> <td>35.01</td> <td>12.27</td> <td>32.99</td> <td>0.00</td> <td>300</td> <td>333 PEAK</td> </tr> </tbody> </table>		Limit	Read	Ant	Cable	Preamp	Aux	APos	TPos		Freq	Level	Line Margin	Level Factor	Loss Factor	Loss Factor	Factor			Remark		MHz	dBuV/m	dBuV/m	dB	dBuV	dB/m	dB	dB	cm	deg	1	5570.00	97.38	-----	-----	83.09	35.01	12.27	32.99	0.00	300	333 PEAK
		Limit	Read	Ant	Cable	Preamp	Aux	APos	TPos																																																																																											
Freq	Level	Line Margin	Level Factor	Loss Factor	Loss Factor	Factor			Remark																																																																																											
	MHz	dBuV/m	dBuV/m	dB	dBuV	dB/m	dB	dB	cm	deg																																																																																										
1	5458.90	58.89	74.00	-15.11	44.91	34.87	12.15	33.04	0.00	300	333 PEAK																																																																																									
2	5467.26	57.78	68.30	-10.52	43.78	34.87	12.16	33.03	0.00	300	333 PEAK																																																																																									
	Limit	Read	Ant	Cable	Preamp	Aux	APos	TPos																																																																																												
Freq	Level	Line Margin	Level Factor	Loss Factor	Loss Factor	Factor			Remark																																																																																											
	MHz	dBuV/m	dBuV/m	dB	dBuV	dB/m	dB	dB	cm	deg																																																																																										
1	5570.00	97.38	-----	-----	83.09	35.01	12.27	32.99	0.00	300	333 PEAK																																																																																									
Avg	<table border="1"> <thead> <tr> <th></th> <th>Limit</th> <th>Read</th> <th>Ant</th> <th>Cable</th> <th>Preamp</th> <th>Aux</th> <th>APos</th> <th>TPos</th> <th></th> </tr> <tr> <th>Freq</th> <th>Level</th> <th>Line Margin</th> <th>Level Factor</th> <th>Loss Factor</th> <th>Loss Factor</th> <th>Factor</th> <th></th> <th></th> <th>Remark</th> </tr> <tr> <th></th> <th>MHz</th> <th>dBuV/m</th> <th>dBuV/m</th> <th>dB</th> <th>dBuV</th> <th>dB/m</th> <th>dB</th> <th>dB</th> <th>cm</th> <th>deg</th> </tr> </thead> <tbody> <tr> <td>1</td> <td>5459.34</td> <td>50.52</td> <td>54.00</td> <td>-3.48</td> <td>36.54</td> <td>34.87</td> <td>12.15</td> <td>33.04</td> <td>0.00</td> <td>300</td> <td>333 AVERAGE</td> </tr> </tbody> </table>		Limit	Read	Ant	Cable	Preamp	Aux	APos	TPos		Freq	Level	Line Margin	Level Factor	Loss Factor	Loss Factor	Factor			Remark		MHz	dBuV/m	dBuV/m	dB	dBuV	dB/m	dB	dB	cm	deg	1	5459.34	50.52	54.00	-3.48	36.54	34.87	12.15	33.04	0.00	300	333 AVERAGE	<table border="1"> <thead> <tr> <th></th> <th>Limit</th> <th>Read</th> <th>Ant</th> <th>Cable</th> <th>Preamp</th> <th>Aux</th> <th>APos</th> <th>TPos</th> <th></th> </tr> <tr> <th>Freq</th> <th>Level</th> <th>Line Margin</th> <th>Level Factor</th> <th>Loss Factor</th> <th>Loss Factor</th> <th>Factor</th> <th></th> <th></th> <th>Remark</th> </tr> <tr> <th></th> <th>MHz</th> <th>dBuV/m</th> <th>dBuV/m</th> <th>dB</th> <th>dBuV</th> <th>dB/m</th> <th>dB</th> <th>dB</th> <th>cm</th> <th>deg</th> </tr> </thead> <tbody> <tr> <td>1</td> <td>5570.00</td> <td>88.89</td> <td>-----</td> <td>-----</td> <td>74.60</td> <td>35.01</td> <td>12.27</td> <td>32.99</td> <td>0.00</td> <td>300</td> <td>333 AVERAGE</td> </tr> </tbody> </table>		Limit	Read	Ant	Cable	Preamp	Aux	APos	TPos		Freq	Level	Line Margin	Level Factor	Loss Factor	Loss Factor	Factor			Remark		MHz	dBuV/m	dBuV/m	dB	dBuV	dB/m	dB	dB	cm	deg	1	5570.00	88.89	-----	-----	74.60	35.01	12.27	32.99	0.00	300	333 AVERAGE												
		Limit	Read	Ant	Cable	Preamp	Aux	APos	TPos																																																																																											
Freq	Level	Line Margin	Level Factor	Loss Factor	Loss Factor	Factor			Remark																																																																																											
	MHz	dBuV/m	dBuV/m	dB	dBuV	dB/m	dB	dB	cm	deg																																																																																										
1	5459.34	50.52	54.00	-3.48	36.54	34.87	12.15	33.04	0.00	300	333 AVERAGE																																																																																									
	Limit	Read	Ant	Cable	Preamp	Aux	APos	TPos																																																																																												
Freq	Level	Line Margin	Level Factor	Loss Factor	Loss Factor	Factor			Remark																																																																																											
	MHz	dBuV/m	dBuV/m	dB	dBuV	dB/m	dB	dB	cm	deg																																																																																										
1	5570.00	88.89	-----	-----	74.60	35.01	12.27	32.99	0.00	300	333 AVERAGE																																																																																									



Mode	60																																							
	Band Edge - R																																							
	U-NII-2C_5.47-5.725_802.11ax HE160_CH114_Full RU_5570MHz																																							
ANT	CDD 9+10																																							
Pol.	Horizontal	Fundamental																																						
Peak	<table border="1"> <thead> <tr> <th>Limit</th> <th>Read</th> <th>Ant</th> <th>Cable</th> <th>Preamp</th> <th>Aux</th> <th>APos</th> <th>TPos</th> <th>Remark</th> </tr> <tr> <th>Freq</th> <th>Level</th> <th>Line Margin</th> <th>Level Factor</th> <th>Loss Factor</th> <th>Loss Factor</th> <th>Factor</th> <th></th> <th></th> </tr> <tr> <th>MHz</th> <th>dBuV/m</th> <th>dBuV/m</th> <th>dB</th> <th>dBuV</th> <th>dB/m</th> <th>dB</th> <th>dB</th> <th>cm</th> <th>deg</th> </tr> </thead> <tbody> <tr> <td>1 5725.22</td> <td>56.75</td> <td>68.30</td> <td>-11.55</td> <td>42.15</td> <td>35.16</td> <td>12.39</td> <td>32.95</td> <td>0.00</td> <td>300 333 PEAK</td> </tr> </tbody> </table>	Limit	Read	Ant	Cable	Preamp	Aux	APos	TPos	Remark	Freq	Level	Line Margin	Level Factor	Loss Factor	Loss Factor	Factor			MHz	dBuV/m	dBuV/m	dB	dBuV	dB/m	dB	dB	cm	deg	1 5725.22	56.75	68.30	-11.55	42.15	35.16	12.39	32.95	0.00	300 333 PEAK	Blank
Limit	Read	Ant	Cable	Preamp	Aux	APos	TPos	Remark																																
Freq	Level	Line Margin	Level Factor	Loss Factor	Loss Factor	Factor																																		
MHz	dBuV/m	dBuV/m	dB	dBuV	dB/m	dB	dB	cm	deg																															
1 5725.22	56.75	68.30	-11.55	42.15	35.16	12.39	32.95	0.00	300 333 PEAK																															



		60																																																																																							
Mode	Band Edge - L																																																																																								
	U-NII-2C_5.47-5.725_802.11ax HE160_CH114_Full RU_5570MHz																																																																																								
ANT	CDD 9+10																																																																																								
Pol.	Vertical	Fundamental																																																																																							
Peak	<table border="1"> <thead> <tr> <th>Limit</th> <th>Read</th> <th>Ant</th> <th>Cable</th> <th>Preamp</th> <th>Aux</th> <th>APos</th> <th>TPos</th> </tr> <tr> <th>Freq</th> <th>Level</th> <th>Line</th> <th>Margin</th> <th>Level</th> <th>Factor</th> <th>Loss</th> <th>Factor</th> </tr> <tr> <th>MHz</th> <th>dBuV/m</th> <th>dBuV/m</th> <th>dB</th> <th>dBuV</th> <th>dB/m</th> <th>dB</th> <th>dB</th> </tr> </thead> <tbody> <tr> <td>1</td> <td>5449.88</td> <td>58.83</td> <td>74.00</td> <td>-15.17</td> <td>44.87</td> <td>34.86</td> <td>12.14</td> <td>33.04</td> <td>0.00</td> <td>304</td> <td>260</td> <td>PEAK</td> </tr> <tr> <td>2</td> <td>5469.46</td> <td>57.51</td> <td>68.30</td> <td>-10.79</td> <td>43.50</td> <td>34.88</td> <td>12.16</td> <td>33.03</td> <td>0.00</td> <td>304</td> <td>260</td> <td>PEAK</td> </tr> </tbody> </table>	Limit	Read	Ant	Cable	Preamp	Aux	APos	TPos	Freq	Level	Line	Margin	Level	Factor	Loss	Factor	MHz	dBuV/m	dBuV/m	dB	dBuV	dB/m	dB	dB	1	5449.88	58.83	74.00	-15.17	44.87	34.86	12.14	33.04	0.00	304	260	PEAK	2	5469.46	57.51	68.30	-10.79	43.50	34.88	12.16	33.03	0.00	304	260	PEAK	<table border="1"> <thead> <tr> <th>Limit</th> <th>Read</th> <th>Ant</th> <th>Cable</th> <th>Preamp</th> <th>Aux</th> <th>APos</th> <th>TPos</th> </tr> <tr> <th>Freq</th> <th>Level</th> <th>Line</th> <th>Margin</th> <th>Level</th> <th>Factor</th> <th>Loss</th> <th>Factor</th> </tr> <tr> <th>MHz</th> <th>dBuV/m</th> <th>dBuV/m</th> <th>dB</th> <th>dBuV</th> <th>dB/m</th> <th>dB</th> <th>dB</th> </tr> </thead> <tbody> <tr> <td>1</td> <td>5570.00</td> <td>97.36</td> <td>-----</td> <td>-----</td> <td>83.03</td> <td>35.03</td> <td>12.29</td> <td>32.99</td> <td>0.00</td> <td>304</td> <td>260</td> <td>PEAK</td> </tr> </tbody> </table>	Limit	Read	Ant	Cable	Preamp	Aux	APos	TPos	Freq	Level	Line	Margin	Level	Factor	Loss	Factor	MHz	dBuV/m	dBuV/m	dB	dBuV	dB/m	dB	dB	1	5570.00	97.36	-----	-----	83.03	35.03	12.29	32.99	0.00	304	260	PEAK
	Limit	Read	Ant	Cable	Preamp	Aux	APos	TPos																																																																																	
Freq	Level	Line	Margin	Level	Factor	Loss	Factor																																																																																		
MHz	dBuV/m	dBuV/m	dB	dBuV	dB/m	dB	dB																																																																																		
1	5449.88	58.83	74.00	-15.17	44.87	34.86	12.14	33.04	0.00	304	260	PEAK																																																																													
2	5469.46	57.51	68.30	-10.79	43.50	34.88	12.16	33.03	0.00	304	260	PEAK																																																																													
Limit	Read	Ant	Cable	Preamp	Aux	APos	TPos																																																																																		
Freq	Level	Line	Margin	Level	Factor	Loss	Factor																																																																																		
MHz	dBuV/m	dBuV/m	dB	dBuV	dB/m	dB	dB																																																																																		
1	5570.00	97.36	-----	-----	83.03	35.03	12.29	32.99	0.00	304	260	PEAK																																																																													
Avg	<table border="1"> <thead> <tr> <th>Limit</th> <th>Read</th> <th>Ant</th> <th>Cable</th> <th>Preamp</th> <th>Aux</th> <th>APos</th> <th>TPos</th> </tr> <tr> <th>Freq</th> <th>Level</th> <th>Line</th> <th>Margin</th> <th>Level</th> <th>Factor</th> <th>Loss</th> <th>Factor</th> </tr> <tr> <th>MHz</th> <th>dBuV/m</th> <th>dBuV/m</th> <th>dB</th> <th>dBuV</th> <th>dB/m</th> <th>dB</th> <th>dB</th> </tr> </thead> <tbody> <tr> <td>1</td> <td>5459.12</td> <td>50.45</td> <td>54.00</td> <td>-3.55</td> <td>36.47</td> <td>34.87</td> <td>12.15</td> <td>33.04</td> <td>0.00</td> <td>304</td> <td>260</td> <td>AVERAGE</td> </tr> </tbody> </table>	Limit	Read	Ant	Cable	Preamp	Aux	APos	TPos	Freq	Level	Line	Margin	Level	Factor	Loss	Factor	MHz	dBuV/m	dBuV/m	dB	dBuV	dB/m	dB	dB	1	5459.12	50.45	54.00	-3.55	36.47	34.87	12.15	33.04	0.00	304	260	AVERAGE	<table border="1"> <thead> <tr> <th>Limit</th> <th>Read</th> <th>Ant</th> <th>Cable</th> <th>Preamp</th> <th>Aux</th> <th>APos</th> <th>TPos</th> </tr> <tr> <th>Freq</th> <th>Level</th> <th>Line</th> <th>Margin</th> <th>Level</th> <th>Factor</th> <th>Loss</th> <th>Factor</th> </tr> <tr> <th>MHz</th> <th>dBuV/m</th> <th>dBuV/m</th> <th>dB</th> <th>dBuV</th> <th>dB/m</th> <th>dB</th> <th>dB</th> </tr> </thead> <tbody> <tr> <td>1</td> <td>5570.00</td> <td>88.83</td> <td>-----</td> <td>-----</td> <td>74.55</td> <td>35.00</td> <td>12.27</td> <td>32.99</td> <td>0.00</td> <td>304</td> <td>260</td> <td>AVERAGE</td> </tr> </tbody> </table>	Limit	Read	Ant	Cable	Preamp	Aux	APos	TPos	Freq	Level	Line	Margin	Level	Factor	Loss	Factor	MHz	dBuV/m	dBuV/m	dB	dBuV	dB/m	dB	dB	1	5570.00	88.83	-----	-----	74.55	35.00	12.27	32.99	0.00	304	260	AVERAGE													
Limit	Read	Ant	Cable	Preamp	Aux	APos	TPos																																																																																		
Freq	Level	Line	Margin	Level	Factor	Loss	Factor																																																																																		
MHz	dBuV/m	dBuV/m	dB	dBuV	dB/m	dB	dB																																																																																		
1	5459.12	50.45	54.00	-3.55	36.47	34.87	12.15	33.04	0.00	304	260	AVERAGE																																																																													
Limit	Read	Ant	Cable	Preamp	Aux	APos	TPos																																																																																		
Freq	Level	Line	Margin	Level	Factor	Loss	Factor																																																																																		
MHz	dBuV/m	dBuV/m	dB	dBuV	dB/m	dB	dB																																																																																		
1	5570.00	88.83	-----	-----	74.55	35.00	12.27	32.99	0.00	304	260	AVERAGE																																																																													



Mode	60																																							
	Band Edge - R																																							
	U-NII-2C_5.47-5.725_802.11ax HE160_CH114_Full RU_5570MHz																																							
ANT	CDD 9+10																																							
Pol.	Vertical	Fundamental																																						
Peak	<table border="1"> <thead> <tr> <th>Limit</th> <th>Read</th> <th>Ant</th> <th>Cable</th> <th>Preamp</th> <th>Aux</th> <th>APos</th> <th>TPos</th> <th>Remark</th> </tr> <tr> <th>Freq</th> <th>Level</th> <th>Line Margin</th> <th>Level Factor</th> <th>Loss Factor</th> <th>Loss Factor</th> <th>Factor</th> <th></th> <th></th> </tr> <tr> <th>MHz</th> <th>dBuV/m</th> <th>dBuV/m</th> <th>dB</th> <th>dBuV</th> <th>dB/m</th> <th>dB</th> <th>dB</th> <th>cm</th> <th>deg</th> </tr> </thead> <tbody> <tr> <td>1 5737.51</td> <td>55.44</td> <td>68.30</td> <td>-12.86</td> <td>40.81</td> <td>35.18</td> <td>12.40</td> <td>32.95</td> <td>0.00</td> <td>304 260 PEAK</td> </tr> </tbody> </table>	Limit	Read	Ant	Cable	Preamp	Aux	APos	TPos	Remark	Freq	Level	Line Margin	Level Factor	Loss Factor	Loss Factor	Factor			MHz	dBuV/m	dBuV/m	dB	dBuV	dB/m	dB	dB	cm	deg	1 5737.51	55.44	68.30	-12.86	40.81	35.18	12.40	32.95	0.00	304 260 PEAK	Blank
Limit	Read	Ant	Cable	Preamp	Aux	APos	TPos	Remark																																
Freq	Level	Line Margin	Level Factor	Loss Factor	Loss Factor	Factor																																		
MHz	dBuV/m	dBuV/m	dB	dBuV	dB/m	dB	dB	cm	deg																															
1 5737.51	55.44	68.30	-12.86	40.81	35.18	12.40	32.95	0.00	304 260 PEAK																															



Mode	60																																																																														
	Harmonic																																																																														
	U-NII-2C_5.47-5.725_802.11ax HE160_CH114_Full RU_5570MHz																																																																														
ANT	CDD 9+10																																																																														
Pol.	Horizontal	Vertical																																																																													
Peak Avg																																																																															
	<table border="1"> <thead> <tr> <th>Limit</th> <th>Read</th> <th>Ant</th> <th>Cable</th> <th>Preamp</th> <th>Aux</th> <th>APos</th> <th>TPos</th> <th>Remark</th> </tr> <tr> <th>Freq</th> <th>Level</th> <th>Line Margin</th> <th>Level Factor</th> <th>Loss Factor</th> <th>Factor</th> <th>Factor</th> <th></th> <th></th> </tr> <tr> <th>MHz</th> <th>dBuV/m</th> <th>dBuV/m</th> <th>dB</th> <th>dBuV</th> <th>dB/m</th> <th>dB</th> <th>dB</th> <th>cm</th> <th>deg</th> </tr> </thead> <tbody> <tr> <td>1 11140.00</td> <td>45.75</td> <td>74.00</td> <td>-28.25</td> <td>52.25</td> <td>38.60</td> <td>17.49</td> <td>62.59</td> <td>0.00</td> <td>300</td> <td>0 PEAK</td> </tr> </tbody> </table>	Limit	Read	Ant	Cable	Preamp	Aux	APos	TPos	Remark	Freq	Level	Line Margin	Level Factor	Loss Factor	Factor	Factor			MHz	dBuV/m	dBuV/m	dB	dBuV	dB/m	dB	dB	cm	deg	1 11140.00	45.75	74.00	-28.25	52.25	38.60	17.49	62.59	0.00	300	0 PEAK	<table border="1"> <thead> <tr> <th>Limit</th> <th>Read</th> <th>Ant</th> <th>Cable</th> <th>Preamp</th> <th>Aux</th> <th>APos</th> <th>TPos</th> <th>Remark</th> </tr> <tr> <th>Freq</th> <th>Level</th> <th>Line Margin</th> <th>Level Factor</th> <th>Loss Factor</th> <th>Factor</th> <th>Factor</th> <th></th> <th></th> </tr> <tr> <th>MHz</th> <th>dBuV/m</th> <th>dBuV/m</th> <th>dB</th> <th>dBuV</th> <th>dB/m</th> <th>dB</th> <th>dB</th> <th>cm</th> <th>deg</th> </tr> </thead> <tbody> <tr> <td>1 11140.00</td> <td>45.53</td> <td>74.00</td> <td>-28.47</td> <td>52.03</td> <td>38.60</td> <td>17.49</td> <td>62.59</td> <td>0.00</td> <td>100</td> <td>0 PEAK</td> </tr> </tbody> </table>	Limit	Read	Ant	Cable	Preamp	Aux	APos	TPos	Remark	Freq	Level	Line Margin	Level Factor	Loss Factor	Factor	Factor			MHz	dBuV/m	dBuV/m	dB	dBuV	dB/m	dB	dB	cm	deg	1 11140.00	45.53	74.00	-28.47	52.03	38.60	17.49	62.59	0.00	100
Limit	Read	Ant	Cable	Preamp	Aux	APos	TPos	Remark																																																																							
Freq	Level	Line Margin	Level Factor	Loss Factor	Factor	Factor																																																																									
MHz	dBuV/m	dBuV/m	dB	dBuV	dB/m	dB	dB	cm	deg																																																																						
1 11140.00	45.75	74.00	-28.25	52.25	38.60	17.49	62.59	0.00	300	0 PEAK																																																																					
Limit	Read	Ant	Cable	Preamp	Aux	APos	TPos	Remark																																																																							
Freq	Level	Line Margin	Level Factor	Loss Factor	Factor	Factor																																																																									
MHz	dBuV/m	dBuV/m	dB	dBuV	dB/m	dB	dB	cm	deg																																																																						
1 11140.00	45.53	74.00	-28.47	52.03	38.60	17.49	62.59	0.00	100	0 PEAK																																																																					



Mode	61																																																																																																																										
	Harmonic																																																																																																																										
	U-NII-2C_5.47-5.725_802.11a_CH144_5720MHz																																																																																																																										
ANT	CDD 9+10																																																																																																																										
Pol.	Horizontal	Vertical																																																																																																																									
Peak Avg	<table border="1"> <thead> <tr> <th>Limit</th> <th>Read</th> <th>Ant</th> <th>Cable</th> <th>Preamp</th> <th>Aux</th> <th>APos</th> <th>TPos</th> <th>Remark</th> </tr> <tr> <th>Freq</th> <th>Level</th> <th>Line</th> <th>Margin</th> <th>Level</th> <th>Factor</th> <th>Loss</th> <th>Factor</th> <th>Factor</th> </tr> <tr> <th>MHz</th> <th>dBuV/m</th> <th>dBuV/m</th> <th>dB</th> <th>dBuV</th> <th>dB/m</th> <th>dB</th> <th>dB</th> <th>cm</th> <th>deg</th> </tr> </thead> <tbody> <tr> <td>1</td> <td>9152.33</td> <td>49.89</td> <td>74.00</td> <td>-24.11</td> <td>68.55</td> <td>36.87</td> <td>15.93</td> <td>63.46</td> <td>0.00</td> <td>100</td> <td>163</td> <td></td> </tr> <tr> <td>2</td> <td>11440.00</td> <td>55.09</td> <td>74.00</td> <td>-18.91</td> <td>61.05</td> <td>38.81</td> <td>17.72</td> <td>62.49</td> <td>0.00</td> <td>332</td> <td>161</td> <td>PEAK</td> </tr> <tr> <td>3</td> <td>11440.00</td> <td>42.96</td> <td>54.00</td> <td>-11.04</td> <td>48.92</td> <td>38.81</td> <td>17.72</td> <td>62.49</td> <td>0.00</td> <td>332</td> <td>161</td> <td>AVERAGE</td> </tr> </tbody> </table>	Limit	Read	Ant	Cable	Preamp	Aux	APos	TPos	Remark	Freq	Level	Line	Margin	Level	Factor	Loss	Factor	Factor	MHz	dBuV/m	dBuV/m	dB	dBuV	dB/m	dB	dB	cm	deg	1	9152.33	49.89	74.00	-24.11	68.55	36.87	15.93	63.46	0.00	100	163		2	11440.00	55.09	74.00	-18.91	61.05	38.81	17.72	62.49	0.00	332	161	PEAK	3	11440.00	42.96	54.00	-11.04	48.92	38.81	17.72	62.49	0.00	332	161	AVERAGE	<table border="1"> <thead> <tr> <th>Limit</th> <th>Read</th> <th>Ant</th> <th>Cable</th> <th>Preamp</th> <th>Aux</th> <th>APos</th> <th>TPos</th> <th>Remark</th> </tr> <tr> <th>Freq</th> <th>Level</th> <th>Line</th> <th>Margin</th> <th>Level</th> <th>Factor</th> <th>Loss</th> <th>Factor</th> <th>Factor</th> </tr> <tr> <th>MHz</th> <th>dBuV/m</th> <th>dBuV/m</th> <th>dB</th> <th>dBuV</th> <th>dB/m</th> <th>dB</th> <th>dB</th> <th>cm</th> <th>deg</th> </tr> </thead> <tbody> <tr> <td>1</td> <td>9152.33</td> <td>48.43</td> <td>74.00</td> <td>-25.57</td> <td>59.09</td> <td>36.87</td> <td>15.93</td> <td>63.46</td> <td>0.00</td> <td>300</td> <td>212</td> <td></td> </tr> <tr> <td>2</td> <td>11441.07</td> <td>50.62</td> <td>74.00</td> <td>-23.38</td> <td>56.58</td> <td>38.81</td> <td>17.72</td> <td>62.49</td> <td>0.00</td> <td>100</td> <td>143</td> <td></td> </tr> </tbody> </table>	Limit	Read	Ant	Cable	Preamp	Aux	APos	TPos	Remark	Freq	Level	Line	Margin	Level	Factor	Loss	Factor	Factor	MHz	dBuV/m	dBuV/m	dB	dBuV	dB/m	dB	dB	cm	deg	1	9152.33	48.43	74.00	-25.57	59.09	36.87	15.93	63.46	0.00	300	212		2	11441.07	50.62	74.00	-23.38	56.58	38.81	17.72	62.49	0.00	100	143	
	Limit	Read	Ant	Cable	Preamp	Aux	APos	TPos	Remark																																																																																																																		
Freq	Level	Line	Margin	Level	Factor	Loss	Factor	Factor																																																																																																																			
MHz	dBuV/m	dBuV/m	dB	dBuV	dB/m	dB	dB	cm	deg																																																																																																																		
1	9152.33	49.89	74.00	-24.11	68.55	36.87	15.93	63.46	0.00	100	163																																																																																																																
2	11440.00	55.09	74.00	-18.91	61.05	38.81	17.72	62.49	0.00	332	161	PEAK																																																																																																															
3	11440.00	42.96	54.00	-11.04	48.92	38.81	17.72	62.49	0.00	332	161	AVERAGE																																																																																																															
Limit	Read	Ant	Cable	Preamp	Aux	APos	TPos	Remark																																																																																																																			
Freq	Level	Line	Margin	Level	Factor	Loss	Factor	Factor																																																																																																																			
MHz	dBuV/m	dBuV/m	dB	dBuV	dB/m	dB	dB	cm	deg																																																																																																																		
1	9152.33	48.43	74.00	-25.57	59.09	36.87	15.93	63.46	0.00	300	212																																																																																																																
2	11441.07	50.62	74.00	-23.38	56.58	38.81	17.72	62.49	0.00	100	143																																																																																																																



Mode	62																																																																																			
	Harmonic																																																																																			
	U-NII-2C_5.47-5.725_802.11ax HE20_CH144_Full RU_5720MHz																																																																																			
ANT	CDD 9+10																																																																																			
Pol.	Horizontal	Vertical																																																																																		
Peak Avg	<table border="1"> <thead> <tr> <th>Limit</th> <th>Read</th> <th>Ant</th> <th>Cable</th> <th>Preamp</th> <th>Aux</th> <th>APos</th> <th>TPos</th> <th>Remark</th> </tr> <tr> <th>Freq</th> <th>Level</th> <th>Line</th> <th>Margin</th> <th>Level</th> <th>Factor</th> <th>Loss</th> <th>Factor</th> <th>Factor</th> </tr> <tr> <th>MHz</th> <th>dBuV/m</th> <th>dBuV/m</th> <th>dB</th> <th>dBuV</th> <th>dB/m</th> <th>dB</th> <th>dB</th> <th>dB</th> <th>cm</th> <th>deg</th> </tr> </thead> <tbody> <tr> <td>1 11440.00</td> <td>46.89</td> <td>74.00</td> <td>-27.11</td> <td>52.85</td> <td>38.81</td> <td>17.72</td> <td>62.49</td> <td>0.00</td> <td>100</td> <td>360</td> <td>PEAK</td> </tr> </tbody> </table>	Limit	Read	Ant	Cable	Preamp	Aux	APos	TPos	Remark	Freq	Level	Line	Margin	Level	Factor	Loss	Factor	Factor	MHz	dBuV/m	dBuV/m	dB	dBuV	dB/m	dB	dB	dB	cm	deg	1 11440.00	46.89	74.00	-27.11	52.85	38.81	17.72	62.49	0.00	100	360	PEAK	<table border="1"> <thead> <tr> <th>Limit</th> <th>Read</th> <th>Ant</th> <th>Cable</th> <th>Preamp</th> <th>Aux</th> <th>APos</th> <th>TPos</th> <th>Remark</th> </tr> <tr> <th>Freq</th> <th>Level</th> <th>Line</th> <th>Margin</th> <th>Level</th> <th>Factor</th> <th>Loss</th> <th>Factor</th> <th>Factor</th> </tr> <tr> <th>MHz</th> <th>dBuV/m</th> <th>dBuV/m</th> <th>dB</th> <th>dBuV</th> <th>dB/m</th> <th>dB</th> <th>dB</th> <th>dB</th> <th>cm</th> <th>deg</th> </tr> </thead> <tbody> <tr> <td>1 11440.00</td> <td>46.72</td> <td>74.00</td> <td>-27.28</td> <td>52.68</td> <td>38.81</td> <td>17.72</td> <td>62.49</td> <td>0.00</td> <td>100</td> <td>0</td> <td>PEAK</td> </tr> </tbody> </table>	Limit	Read	Ant	Cable	Preamp	Aux	APos	TPos	Remark	Freq	Level	Line	Margin	Level	Factor	Loss	Factor	Factor	MHz	dBuV/m	dBuV/m	dB	dBuV	dB/m	dB	dB	dB	cm	deg	1 11440.00	46.72	74.00	-27.28	52.68	38.81	17.72	62.49	0.00	100	0	PEAK
Limit	Read	Ant	Cable	Preamp	Aux	APos	TPos	Remark																																																																												
Freq	Level	Line	Margin	Level	Factor	Loss	Factor	Factor																																																																												
MHz	dBuV/m	dBuV/m	dB	dBuV	dB/m	dB	dB	dB	cm	deg																																																																										
1 11440.00	46.89	74.00	-27.11	52.85	38.81	17.72	62.49	0.00	100	360	PEAK																																																																									
Limit	Read	Ant	Cable	Preamp	Aux	APos	TPos	Remark																																																																												
Freq	Level	Line	Margin	Level	Factor	Loss	Factor	Factor																																																																												
MHz	dBuV/m	dBuV/m	dB	dBuV	dB/m	dB	dB	dB	cm	deg																																																																										
1 11440.00	46.72	74.00	-27.28	52.68	38.81	17.72	62.49	0.00	100	0	PEAK																																																																									



Mode	63																																																																											
	Harmonic																																																																											
	U-NII-2C_5.47-5.725_802.11ax HE40_CH142_Full RU_5710MHz																																																																											
ANT	CDD 9+10																																																																											
Pol.	Horizontal	Vertical																																																																										
Peak Avg	<table border="1"> <thead> <tr> <th>Limit</th> <th>Read</th> <th>Ant</th> <th>Cable</th> <th>Preamp</th> <th>Aux</th> <th>APos</th> <th>TPos</th> <th>Remark</th> </tr> <tr> <th>Freq</th> <th>Level</th> <th>Line</th> <th>Margin</th> <th>Level</th> <th>Factor</th> <th>Loss</th> <th>Factor</th> <th>Factor</th> </tr> <tr> <th>MHz</th> <th>dBuV/m</th> <th>dBuV/m</th> <th>dB</th> <th>dBuV</th> <th>dB/m</th> <th>dB</th> <th>dB</th> <th>dB</th> </tr> </thead> <tbody> <tr> <td>1 11420.00</td> <td>45.43</td> <td>74.00</td> <td>-28.57</td> <td>51.44</td> <td>38.79</td> <td>17.70</td> <td>62.50</td> <td>0.00</td> <td>100 360 PEAK</td> </tr> </tbody> </table>	Limit	Read	Ant	Cable	Preamp	Aux	APos	TPos	Remark	Freq	Level	Line	Margin	Level	Factor	Loss	Factor	Factor	MHz	dBuV/m	dBuV/m	dB	dBuV	dB/m	dB	dB	dB	1 11420.00	45.43	74.00	-28.57	51.44	38.79	17.70	62.50	0.00	100 360 PEAK	<table border="1"> <thead> <tr> <th>Limit</th> <th>Read</th> <th>Ant</th> <th>Cable</th> <th>Preamp</th> <th>Aux</th> <th>APos</th> <th>TPos</th> <th>Remark</th> </tr> <tr> <th>Freq</th> <th>Level</th> <th>Line</th> <th>Margin</th> <th>Level</th> <th>Factor</th> <th>Loss</th> <th>Factor</th> <th>Factor</th> </tr> <tr> <th>MHz</th> <th>dBuV/m</th> <th>dBuV/m</th> <th>dB</th> <th>dBuV</th> <th>dB/m</th> <th>dB</th> <th>dB</th> <th>dB</th> </tr> </thead> <tbody> <tr> <td>1 11420.00</td> <td>45.86</td> <td>74.00</td> <td>-28.14</td> <td>51.87</td> <td>38.79</td> <td>17.70</td> <td>62.50</td> <td>0.00</td> <td>100 0 PEAK</td> </tr> </tbody> </table>	Limit	Read	Ant	Cable	Preamp	Aux	APos	TPos	Remark	Freq	Level	Line	Margin	Level	Factor	Loss	Factor	Factor	MHz	dBuV/m	dBuV/m	dB	dBuV	dB/m	dB	dB	dB	1 11420.00	45.86	74.00	-28.14	51.87	38.79	17.70	62.50	0.00	100 0 PEAK
Limit	Read	Ant	Cable	Preamp	Aux	APos	TPos	Remark																																																																				
Freq	Level	Line	Margin	Level	Factor	Loss	Factor	Factor																																																																				
MHz	dBuV/m	dBuV/m	dB	dBuV	dB/m	dB	dB	dB																																																																				
1 11420.00	45.43	74.00	-28.57	51.44	38.79	17.70	62.50	0.00	100 360 PEAK																																																																			
Limit	Read	Ant	Cable	Preamp	Aux	APos	TPos	Remark																																																																				
Freq	Level	Line	Margin	Level	Factor	Loss	Factor	Factor																																																																				
MHz	dBuV/m	dBuV/m	dB	dBuV	dB/m	dB	dB	dB																																																																				
1 11420.00	45.86	74.00	-28.14	51.87	38.79	17.70	62.50	0.00	100 0 PEAK																																																																			



Mode	64																																																																																
	Harmonic																																																																																
	U-NII-2C_5.47-5.725_802.11ax HE80_CH138_Full RU_5690MHz																																																																																
ANT	CDD 9+10																																																																																
Pol.	Horizontal	Vertical																																																																															
Peak Avg																																																																																	
	<table border="1"> <thead> <tr> <th>Limit</th> <th>Read</th> <th>Ant</th> <th>Cable</th> <th>Preamp</th> <th>Aux</th> <th>APos</th> <th>TPos</th> <th>Remark</th> </tr> <tr> <th>Freq</th> <th>Level</th> <th>Line Margin</th> <th>Level Factor</th> <th>Loss Factor</th> <th>Factor</th> <th>Factor</th> <th>Factor</th> <th></th> </tr> <tr> <th>MHz</th> <th>dBuV/m</th> <th>dBuV/m</th> <th>dB</th> <th>dBuV</th> <th>dB/m</th> <th>dB</th> <th>dB</th> <th>cm</th> <th>deg</th> </tr> </thead> <tbody> <tr> <td>1 11380.00</td> <td>44.66</td> <td>74.00</td> <td>-29.34</td> <td>50.73</td> <td>38.77</td> <td>17.67</td> <td>62.51</td> <td>0.00</td> <td>100</td> <td>360</td> <td>PEAK</td> </tr> </tbody> </table>	Limit	Read	Ant	Cable	Preamp	Aux	APos	TPos	Remark	Freq	Level	Line Margin	Level Factor	Loss Factor	Factor	Factor	Factor		MHz	dBuV/m	dBuV/m	dB	dBuV	dB/m	dB	dB	cm	deg	1 11380.00	44.66	74.00	-29.34	50.73	38.77	17.67	62.51	0.00	100	360	PEAK	<table border="1"> <thead> <tr> <th>Limit</th> <th>Read</th> <th>Ant</th> <th>Cable</th> <th>Preamp</th> <th>Aux</th> <th>APos</th> <th>TPos</th> <th>Remark</th> </tr> <tr> <th>Freq</th> <th>Level</th> <th>Line Margin</th> <th>Level Factor</th> <th>Loss Factor</th> <th>Factor</th> <th>Factor</th> <th>Factor</th> <th></th> </tr> <tr> <th>MHz</th> <th>dBuV/m</th> <th>dBuV/m</th> <th>dB</th> <th>dBuV</th> <th>dB/m</th> <th>dB</th> <th>dB</th> <th>cm</th> <th>deg</th> </tr> </thead> <tbody> <tr> <td>1 11380.00</td> <td>45.14</td> <td>74.00</td> <td>-28.86</td> <td>51.21</td> <td>38.77</td> <td>17.67</td> <td>62.51</td> <td>0.00</td> <td>100</td> <td>0</td> <td>PEAK</td> </tr> </tbody> </table>	Limit	Read	Ant	Cable	Preamp	Aux	APos	TPos	Remark	Freq	Level	Line Margin	Level Factor	Loss Factor	Factor	Factor	Factor		MHz	dBuV/m	dBuV/m	dB	dBuV	dB/m	dB	dB	cm	deg	1 11380.00	45.14	74.00	-28.86	51.21	38.77	17.67	62.51	0.00	100	0
Limit	Read	Ant	Cable	Preamp	Aux	APos	TPos	Remark																																																																									
Freq	Level	Line Margin	Level Factor	Loss Factor	Factor	Factor	Factor																																																																										
MHz	dBuV/m	dBuV/m	dB	dBuV	dB/m	dB	dB	cm	deg																																																																								
1 11380.00	44.66	74.00	-29.34	50.73	38.77	17.67	62.51	0.00	100	360	PEAK																																																																						
Limit	Read	Ant	Cable	Preamp	Aux	APos	TPos	Remark																																																																									
Freq	Level	Line Margin	Level Factor	Loss Factor	Factor	Factor	Factor																																																																										
MHz	dBuV/m	dBuV/m	dB	dBuV	dB/m	dB	dB	cm	deg																																																																								
1 11380.00	45.14	74.00	-28.86	51.21	38.77	17.67	62.51	0.00	100	0	PEAK																																																																						



Mode	31																																																																																																																																																											
	LF																																																																																																																																																											
	U-NII-1_5.15-5.25_802.11ax HE40_CH38_Full RU_5190MHz																																																																																																																																																											
ANT	CDD 9+10																																																																																																																																																											
Pol.	Horizontal	Vertical																																																																																																																																																										
Peak QP	<table border="1"> <thead> <tr> <th>Peak</th> <th>Freq (MHz)</th> <th>Level (dBuV/m)</th> <th>Limit (dBuV/m)</th> <th>Over (dB)</th> <th>ReadAntenna Level Factor</th> <th>Cable Loss Factor</th> <th>Preamp Loss Factor</th> <th>A/Pos (dB)</th> <th>T/Pos (dB)</th> <th>Remark</th> </tr> </thead> <tbody> <tr><td>1</td><td>40.67</td><td>31.45</td><td>40.00</td><td>-8.55</td><td>43.68</td><td>19.29</td><td>0.88</td><td>32.40</td><td>---</td><td>Peak</td></tr> <tr><td>2</td><td>58.13</td><td>33.22</td><td>40.00</td><td>-6.78</td><td>51.96</td><td>12.61</td><td>1.05</td><td>32.40</td><td>---</td><td>Peak</td></tr> <tr><td>3</td><td>78.50</td><td>34.30</td><td>40.00</td><td>-5.70</td><td>51.49</td><td>13.94</td><td>1.27</td><td>32.40</td><td>---</td><td>Peak</td></tr> <tr><td>4</td><td>167.74</td><td>33.79</td><td>43.50</td><td>-9.71</td><td>48.33</td><td>15.98</td><td>1.88</td><td>32.40</td><td>---</td><td>Peak</td></tr> <tr><td>5</td><td>306.45</td><td>34.61</td><td>46.00</td><td>-11.39</td><td>44.93</td><td>19.50</td><td>2.58</td><td>32.40</td><td>---</td><td>Peak</td></tr> <tr><td>6</td><td>678.93</td><td>32.88</td><td>46.00</td><td>-13.12</td><td>34.81</td><td>26.61</td><td>3.86</td><td>32.40</td><td>---</td><td>Peak</td></tr> </tbody> </table>	Peak	Freq (MHz)	Level (dBuV/m)	Limit (dBuV/m)	Over (dB)	ReadAntenna Level Factor	Cable Loss Factor	Preamp Loss Factor	A/Pos (dB)	T/Pos (dB)	Remark	1	40.67	31.45	40.00	-8.55	43.68	19.29	0.88	32.40	---	Peak	2	58.13	33.22	40.00	-6.78	51.96	12.61	1.05	32.40	---	Peak	3	78.50	34.30	40.00	-5.70	51.49	13.94	1.27	32.40	---	Peak	4	167.74	33.79	43.50	-9.71	48.33	15.98	1.88	32.40	---	Peak	5	306.45	34.61	46.00	-11.39	44.93	19.50	2.58	32.40	---	Peak	6	678.93	32.88	46.00	-13.12	34.81	26.61	3.86	32.40	---	Peak	<table border="1"> <thead> <tr> <th>Peak</th> <th>Freq (MHz)</th> <th>Level (dBuV/m)</th> <th>Limit (dBuV/m)</th> <th>Over (dB)</th> <th>ReadAntenna Level Factor</th> <th>Cable Loss Factor</th> <th>Preamp Loss Factor</th> <th>A/Pos (dB)</th> <th>T/Pos (dB)</th> <th>Remark</th> </tr> </thead> <tbody> <tr><td>1</td><td>30.97</td><td>31.42</td><td>40.00</td><td>-8.58</td><td>37.97</td><td>25.09</td><td>0.76</td><td>32.40</td><td>---</td><td>Peak</td></tr> <tr><td>2</td><td>89.17</td><td>29.13</td><td>43.50</td><td>-14.37</td><td>45.48</td><td>14.71</td><td>1.34</td><td>32.40</td><td>---</td><td>Peak</td></tr> <tr><td>3</td><td>114.39</td><td>31.77</td><td>43.50</td><td>-11.73</td><td>45.47</td><td>17.12</td><td>1.68</td><td>32.40</td><td>---</td><td>Peak</td></tr> <tr><td>4</td><td>143.49</td><td>32.19</td><td>43.50</td><td>-11.31</td><td>45.47</td><td>17.36</td><td>1.76</td><td>32.40</td><td>---</td><td>Peak</td></tr> <tr><td>5</td><td>281.23</td><td>32.54</td><td>46.00</td><td>-13.46</td><td>43.63</td><td>18.93</td><td>2.38</td><td>32.40</td><td>---</td><td>Peak</td></tr> <tr><td>6</td><td>438.37</td><td>31.22</td><td>46.00</td><td>-14.78</td><td>37.81</td><td>22.70</td><td>3.11</td><td>32.40</td><td>---</td><td>Peak</td></tr> </tbody> </table>	Peak	Freq (MHz)	Level (dBuV/m)	Limit (dBuV/m)	Over (dB)	ReadAntenna Level Factor	Cable Loss Factor	Preamp Loss Factor	A/Pos (dB)	T/Pos (dB)	Remark	1	30.97	31.42	40.00	-8.58	37.97	25.09	0.76	32.40	---	Peak	2	89.17	29.13	43.50	-14.37	45.48	14.71	1.34	32.40	---	Peak	3	114.39	31.77	43.50	-11.73	45.47	17.12	1.68	32.40	---	Peak	4	143.49	32.19	43.50	-11.31	45.47	17.36	1.76	32.40	---	Peak	5	281.23	32.54	46.00	-13.46	43.63	18.93	2.38	32.40	---	Peak	6	438.37	31.22	46.00	-14.78	37.81	22.70	3.11	32.40	---	Peak
	Peak	Freq (MHz)	Level (dBuV/m)	Limit (dBuV/m)	Over (dB)	ReadAntenna Level Factor	Cable Loss Factor	Preamp Loss Factor	A/Pos (dB)	T/Pos (dB)	Remark																																																																																																																																																	
1	40.67	31.45	40.00	-8.55	43.68	19.29	0.88	32.40	---	Peak																																																																																																																																																		
2	58.13	33.22	40.00	-6.78	51.96	12.61	1.05	32.40	---	Peak																																																																																																																																																		
3	78.50	34.30	40.00	-5.70	51.49	13.94	1.27	32.40	---	Peak																																																																																																																																																		
4	167.74	33.79	43.50	-9.71	48.33	15.98	1.88	32.40	---	Peak																																																																																																																																																		
5	306.45	34.61	46.00	-11.39	44.93	19.50	2.58	32.40	---	Peak																																																																																																																																																		
6	678.93	32.88	46.00	-13.12	34.81	26.61	3.86	32.40	---	Peak																																																																																																																																																		
Peak	Freq (MHz)	Level (dBuV/m)	Limit (dBuV/m)	Over (dB)	ReadAntenna Level Factor	Cable Loss Factor	Preamp Loss Factor	A/Pos (dB)	T/Pos (dB)	Remark																																																																																																																																																		
1	30.97	31.42	40.00	-8.58	37.97	25.09	0.76	32.40	---	Peak																																																																																																																																																		
2	89.17	29.13	43.50	-14.37	45.48	14.71	1.34	32.40	---	Peak																																																																																																																																																		
3	114.39	31.77	43.50	-11.73	45.47	17.12	1.68	32.40	---	Peak																																																																																																																																																		
4	143.49	32.19	43.50	-11.31	45.47	17.36	1.76	32.40	---	Peak																																																																																																																																																		
5	281.23	32.54	46.00	-13.46	43.63	18.93	2.38	32.40	---	Peak																																																																																																																																																		
6	438.37	31.22	46.00	-14.78	37.81	22.70	3.11	32.40	---	Peak																																																																																																																																																		



Co-location

Mode	57																																																																																			
	Band Edge																																																																																			
	2400-2483.5_2400-2483.5_Bluetooth-LE_GSKF_CH00_2402MHz																																																																																			
ANT	10																																																																																			
Pol.	Horizontal	Fundamental																																																																																		
Peak	<p>Level (dBuV/m) vs Frequency (MHz) plot for Horizontal polarization. The y-axis ranges from 0 to 130 dBuV/m, and the x-axis ranges from 2310 to 2440 MHz. A red horizontal line indicates the FCC PART 15C limit at approximately 74 dBuV/m. A sharp peak is visible at 2402 MHz, reaching approximately 100 dBuV/m.</p> <table border="1"> <thead> <tr> <th>Limit</th> <th>Read</th> <th>Ant</th> <th>Cable</th> <th>Preamp</th> <th>Aux</th> <th>APos</th> <th>TPos</th> <th>Remark</th> </tr> <tr> <th>Freq</th> <th>Level</th> <th>Line Margin</th> <th>Level Factor</th> <th>Loss Factor</th> <th>Factor</th> <th></th> <th></th> <th></th> </tr> <tr> <th>MHz</th> <th>dBuV/m</th> <th>dBuV/m</th> <th>dB</th> <th>dBuV</th> <th>dB/m</th> <th>dB</th> <th>dB</th> <th>cm</th> <th>deg</th> </tr> </thead> <tbody> <tr> <td>1</td> <td>2368.57</td> <td>54.99</td> <td>74.00</td> <td>-19.01</td> <td>43.24</td> <td>32.41</td> <td>7.83</td> <td>34.49</td> <td>6.00</td> <td>120</td> <td>136</td> <td>PEAK</td> </tr> </tbody> </table>	Limit	Read	Ant	Cable	Preamp	Aux	APos	TPos	Remark	Freq	Level	Line Margin	Level Factor	Loss Factor	Factor				MHz	dBuV/m	dBuV/m	dB	dBuV	dB/m	dB	dB	cm	deg	1	2368.57	54.99	74.00	-19.01	43.24	32.41	7.83	34.49	6.00	120	136	PEAK	<p>Level (dBuV/m) vs Frequency (MHz) plot for Fundamental polarization. The y-axis ranges from 0 to 130 dBuV/m, and the x-axis ranges from 1000 to 3000 MHz. A red horizontal line indicates the FCC PART 15C limit at approximately 74 dBuV/m. A sharp peak is visible at 2402 MHz, reaching approximately 100 dBuV/m.</p> <table border="1"> <thead> <tr> <th>Limit</th> <th>Read</th> <th>Ant</th> <th>Cable</th> <th>Preamp</th> <th>Aux</th> <th>APos</th> <th>TPos</th> <th>Remark</th> </tr> <tr> <th>Freq</th> <th>Level</th> <th>Line Margin</th> <th>Level Factor</th> <th>Loss Factor</th> <th>Factor</th> <th></th> <th></th> <th></th> </tr> <tr> <th>MHz</th> <th>dBuV/m</th> <th>dBuV/m</th> <th>dB</th> <th>dBuV</th> <th>dB/m</th> <th>dB</th> <th>dB</th> <th>cm</th> <th>deg</th> </tr> </thead> <tbody> <tr> <td>1</td> <td>2402.00</td> <td>93.84</td> <td>-----</td> <td>-----</td> <td>81.95</td> <td>32.46</td> <td>7.89</td> <td>34.46</td> <td>6.00</td> <td>120</td> <td>136</td> <td>PEAK</td> </tr> </tbody> </table>	Limit	Read	Ant	Cable	Preamp	Aux	APos	TPos	Remark	Freq	Level	Line Margin	Level Factor	Loss Factor	Factor				MHz	dBuV/m	dBuV/m	dB	dBuV	dB/m	dB	dB	cm	deg	1	2402.00	93.84	-----	-----	81.95	32.46	7.89	34.46	6.00	120	136	PEAK
	Limit	Read	Ant	Cable	Preamp	Aux	APos	TPos	Remark																																																																											
Freq	Level	Line Margin	Level Factor	Loss Factor	Factor																																																																															
MHz	dBuV/m	dBuV/m	dB	dBuV	dB/m	dB	dB	cm	deg																																																																											
1	2368.57	54.99	74.00	-19.01	43.24	32.41	7.83	34.49	6.00	120	136	PEAK																																																																								
Limit	Read	Ant	Cable	Preamp	Aux	APos	TPos	Remark																																																																												
Freq	Level	Line Margin	Level Factor	Loss Factor	Factor																																																																															
MHz	dBuV/m	dBuV/m	dB	dBuV	dB/m	dB	dB	cm	deg																																																																											
1	2402.00	93.84	-----	-----	81.95	32.46	7.89	34.46	6.00	120	136	PEAK																																																																								
Avg	<p>Level (dBuV/m) vs Frequency (MHz) plot for Horizontal polarization. The y-axis ranges from 0 to 130 dBuV/m, and the x-axis ranges from 2310 to 2440 MHz. A red horizontal line indicates the FCC PART 15C (AVG) limit at approximately 74 dBuV/m. A peak is visible at 2402 MHz, reaching approximately 100 dBuV/m.</p> <table border="1"> <thead> <tr> <th>Limit</th> <th>Read</th> <th>Ant</th> <th>Cable</th> <th>Preamp</th> <th>Aux</th> <th>APos</th> <th>TPos</th> <th>Remark</th> </tr> <tr> <th>Freq</th> <th>Level</th> <th>Line Margin</th> <th>Level Factor</th> <th>Loss Factor</th> <th>Factor</th> <th></th> <th></th> <th></th> </tr> <tr> <th>MHz</th> <th>dBuV/m</th> <th>dBuV/m</th> <th>dB</th> <th>dBuV</th> <th>dB/m</th> <th>dB</th> <th>dB</th> <th>cm</th> <th>deg</th> </tr> </thead> <tbody> <tr> <td>1</td> <td>2389.49</td> <td>43.78</td> <td>54.00</td> <td>-10.22</td> <td>31.94</td> <td>32.44</td> <td>7.87</td> <td>34.47</td> <td>6.00</td> <td>120</td> <td>136</td> <td>AVERAGE</td> </tr> </tbody> </table>	Limit	Read	Ant	Cable	Preamp	Aux	APos	TPos	Remark	Freq	Level	Line Margin	Level Factor	Loss Factor	Factor				MHz	dBuV/m	dBuV/m	dB	dBuV	dB/m	dB	dB	cm	deg	1	2389.49	43.78	54.00	-10.22	31.94	32.44	7.87	34.47	6.00	120	136	AVERAGE	<p>Level (dBuV/m) vs Frequency (MHz) plot for Fundamental polarization. The y-axis ranges from 0 to 130 dBuV/m, and the x-axis ranges from 1000 to 3000 MHz. A red horizontal line indicates the FCC PART 15C (AVG) limit at approximately 74 dBuV/m. A peak is visible at 2402 MHz, reaching approximately 100 dBuV/m.</p> <table border="1"> <thead> <tr> <th>Limit</th> <th>Read</th> <th>Ant</th> <th>Cable</th> <th>Preamp</th> <th>Aux</th> <th>APos</th> <th>TPos</th> <th>Remark</th> </tr> <tr> <th>Freq</th> <th>Level</th> <th>Line Margin</th> <th>Level Factor</th> <th>Loss Factor</th> <th>Factor</th> <th></th> <th></th> <th></th> </tr> <tr> <th>MHz</th> <th>dBuV/m</th> <th>dBuV/m</th> <th>dB</th> <th>dBuV</th> <th>dB/m</th> <th>dB</th> <th>dB</th> <th>cm</th> <th>deg</th> </tr> </thead> <tbody> <tr> <td>1</td> <td>2402.00</td> <td>90.46</td> <td>-----</td> <td>-----</td> <td>78.57</td> <td>32.46</td> <td>7.89</td> <td>34.46</td> <td>6.00</td> <td>120</td> <td>136</td> <td>AVERAGE</td> </tr> </tbody> </table>	Limit	Read	Ant	Cable	Preamp	Aux	APos	TPos	Remark	Freq	Level	Line Margin	Level Factor	Loss Factor	Factor				MHz	dBuV/m	dBuV/m	dB	dBuV	dB/m	dB	dB	cm	deg	1	2402.00	90.46	-----	-----	78.57	32.46	7.89	34.46	6.00	120	136	AVERAGE
	Limit	Read	Ant	Cable	Preamp	Aux	APos	TPos	Remark																																																																											
Freq	Level	Line Margin	Level Factor	Loss Factor	Factor																																																																															
MHz	dBuV/m	dBuV/m	dB	dBuV	dB/m	dB	dB	cm	deg																																																																											
1	2389.49	43.78	54.00	-10.22	31.94	32.44	7.87	34.47	6.00	120	136	AVERAGE																																																																								
Limit	Read	Ant	Cable	Preamp	Aux	APos	TPos	Remark																																																																												
Freq	Level	Line Margin	Level Factor	Loss Factor	Factor																																																																															
MHz	dBuV/m	dBuV/m	dB	dBuV	dB/m	dB	dB	cm	deg																																																																											
1	2402.00	90.46	-----	-----	78.57	32.46	7.89	34.46	6.00	120	136	AVERAGE																																																																								



	57																																																																																			
Mode	Band Edge																																																																																			
	2400-2483.5_2400-2483.5_Bluetooth-LE_GSKF_CH00_2402MHz																																																																																			
ANT	10																																																																																			
Pol.	Vertical	Fundamental																																																																																		
Peak	<table border="1"> <thead> <tr> <th>Limit</th> <th>Read</th> <th>Ant</th> <th>Cable</th> <th>Preamp</th> <th>Aux</th> <th>APos</th> <th>TPos</th> <th>Remark</th> </tr> <tr> <th>Freq</th> <th>Level</th> <th>Line Margin</th> <th>Level Factor</th> <th>Loss Factor</th> <th>Factor</th> <th></th> <th></th> <th></th> </tr> <tr> <th>MHz</th> <th>dBuV/m</th> <th>dBuV/m</th> <th>dB</th> <th>dBuV</th> <th>dB/m</th> <th>dB</th> <th>dB</th> <th>cm</th> <th>deg</th> </tr> </thead> <tbody> <tr> <td>1</td> <td>2374.42</td> <td>55.17</td> <td>74.00</td> <td>-18.83</td> <td>43.40</td> <td>32.42</td> <td>7.84</td> <td>34.49</td> <td>6.00</td> <td>111</td> <td>71</td> <td>PEAK</td> </tr> </tbody> </table>	Limit	Read	Ant	Cable	Preamp	Aux	APos	TPos	Remark	Freq	Level	Line Margin	Level Factor	Loss Factor	Factor				MHz	dBuV/m	dBuV/m	dB	dBuV	dB/m	dB	dB	cm	deg	1	2374.42	55.17	74.00	-18.83	43.40	32.42	7.84	34.49	6.00	111	71	PEAK	<table border="1"> <thead> <tr> <th>Limit</th> <th>Read</th> <th>Ant</th> <th>Cable</th> <th>Preamp</th> <th>Aux</th> <th>APos</th> <th>TPos</th> <th>Remark</th> </tr> <tr> <th>Freq</th> <th>Level</th> <th>Line Margin</th> <th>Level Factor</th> <th>Loss Factor</th> <th>Factor</th> <th></th> <th></th> <th></th> </tr> <tr> <th>MHz</th> <th>dBuV/m</th> <th>dBuV/m</th> <th>dB</th> <th>dBuV</th> <th>dB/m</th> <th>dB</th> <th>dB</th> <th>cm</th> <th>deg</th> </tr> </thead> <tbody> <tr> <td>1</td> <td>2402.00</td> <td>96.69</td> <td>-----</td> <td>-----</td> <td>84.80</td> <td>32.46</td> <td>7.89</td> <td>34.46</td> <td>6.00</td> <td>111</td> <td>71</td> <td>PEAK</td> </tr> </tbody> </table>	Limit	Read	Ant	Cable	Preamp	Aux	APos	TPos	Remark	Freq	Level	Line Margin	Level Factor	Loss Factor	Factor				MHz	dBuV/m	dBuV/m	dB	dBuV	dB/m	dB	dB	cm	deg	1	2402.00	96.69	-----	-----	84.80	32.46	7.89	34.46	6.00	111	71	PEAK
Limit	Read	Ant	Cable	Preamp	Aux	APos	TPos	Remark																																																																												
Freq	Level	Line Margin	Level Factor	Loss Factor	Factor																																																																															
MHz	dBuV/m	dBuV/m	dB	dBuV	dB/m	dB	dB	cm	deg																																																																											
1	2374.42	55.17	74.00	-18.83	43.40	32.42	7.84	34.49	6.00	111	71	PEAK																																																																								
Limit	Read	Ant	Cable	Preamp	Aux	APos	TPos	Remark																																																																												
Freq	Level	Line Margin	Level Factor	Loss Factor	Factor																																																																															
MHz	dBuV/m	dBuV/m	dB	dBuV	dB/m	dB	dB	cm	deg																																																																											
1	2402.00	96.69	-----	-----	84.80	32.46	7.89	34.46	6.00	111	71	PEAK																																																																								
Avg	<table border="1"> <thead> <tr> <th>Limit</th> <th>Read</th> <th>Ant</th> <th>Cable</th> <th>Preamp</th> <th>Aux</th> <th>APos</th> <th>TPos</th> <th>Remark</th> </tr> <tr> <th>Freq</th> <th>Level</th> <th>Line Margin</th> <th>Level Factor</th> <th>Loss Factor</th> <th>Factor</th> <th></th> <th></th> <th></th> </tr> <tr> <th>MHz</th> <th>dBuV/m</th> <th>dBuV/m</th> <th>dB</th> <th>dBuV</th> <th>dB/m</th> <th>dB</th> <th>dB</th> <th>cm</th> <th>deg</th> </tr> </thead> <tbody> <tr> <td>1</td> <td>2389.96</td> <td>43.78</td> <td>54.00</td> <td>-10.22</td> <td>31.94</td> <td>32.44</td> <td>7.87</td> <td>34.47</td> <td>6.00</td> <td>111</td> <td>71</td> <td>AVERAGE</td> </tr> </tbody> </table>	Limit	Read	Ant	Cable	Preamp	Aux	APos	TPos	Remark	Freq	Level	Line Margin	Level Factor	Loss Factor	Factor				MHz	dBuV/m	dBuV/m	dB	dBuV	dB/m	dB	dB	cm	deg	1	2389.96	43.78	54.00	-10.22	31.94	32.44	7.87	34.47	6.00	111	71	AVERAGE	<table border="1"> <thead> <tr> <th>Limit</th> <th>Read</th> <th>Ant</th> <th>Cable</th> <th>Preamp</th> <th>Aux</th> <th>APos</th> <th>TPos</th> <th>Remark</th> </tr> <tr> <th>Freq</th> <th>Level</th> <th>Line Margin</th> <th>Level Factor</th> <th>Loss Factor</th> <th>Factor</th> <th></th> <th></th> <th></th> </tr> <tr> <th>MHz</th> <th>dBuV/m</th> <th>dBuV/m</th> <th>dB</th> <th>dBuV</th> <th>dB/m</th> <th>dB</th> <th>dB</th> <th>cm</th> <th>deg</th> </tr> </thead> <tbody> <tr> <td>1</td> <td>2402.00</td> <td>93.29</td> <td>-----</td> <td>-----</td> <td>81.40</td> <td>32.46</td> <td>7.89</td> <td>34.46</td> <td>6.00</td> <td>111</td> <td>71</td> <td>AVERAGE</td> </tr> </tbody> </table>	Limit	Read	Ant	Cable	Preamp	Aux	APos	TPos	Remark	Freq	Level	Line Margin	Level Factor	Loss Factor	Factor				MHz	dBuV/m	dBuV/m	dB	dBuV	dB/m	dB	dB	cm	deg	1	2402.00	93.29	-----	-----	81.40	32.46	7.89	34.46	6.00	111	71	AVERAGE
Limit	Read	Ant	Cable	Preamp	Aux	APos	TPos	Remark																																																																												
Freq	Level	Line Margin	Level Factor	Loss Factor	Factor																																																																															
MHz	dBuV/m	dBuV/m	dB	dBuV	dB/m	dB	dB	cm	deg																																																																											
1	2389.96	43.78	54.00	-10.22	31.94	32.44	7.87	34.47	6.00	111	71	AVERAGE																																																																								
Limit	Read	Ant	Cable	Preamp	Aux	APos	TPos	Remark																																																																												
Freq	Level	Line Margin	Level Factor	Loss Factor	Factor																																																																															
MHz	dBuV/m	dBuV/m	dB	dBuV	dB/m	dB	dB	cm	deg																																																																											
1	2402.00	93.29	-----	-----	81.40	32.46	7.89	34.46	6.00	111	71	AVERAGE																																																																								



	57																																																																																																														
Mode	Harmonic																																																																																																														
	2400-2483.5_2400-2483.5_Bluetooth-LE_GSKF_CH00_2402MHz																																																																																																														
ANT	10																																																																																																														
Pol.	Horizontal	Vertical																																																																																																													
Peak Avg																																																																																																															
	<table border="1"> <thead> <tr> <th>Limit</th> <th>Over</th> <th>Read</th> <th>Ant</th> <th>Cable</th> <th>Preamp</th> <th>Aux</th> <th>APos</th> <th>TPos</th> <th></th> </tr> <tr> <th>Freq</th> <th>Level</th> <th>Line</th> <th>Limit</th> <th>Level</th> <th>Factor</th> <th>Loss</th> <th>Factor</th> <th>Factor</th> <th>Remark</th> </tr> <tr> <th>MHz</th> <th>dBuV/m</th> <th>dBuV/m</th> <th>dB</th> <th>dBuV</th> <th>dB/m</th> <th>dB</th> <th>dB</th> <th>dB</th> <th>cm</th> <th>deg</th> </tr> </thead> <tbody> <tr> <td>1</td> <td>4804.00</td> <td>50.91</td> <td>74.00</td> <td>-23.09</td> <td>67.95</td> <td>34.65</td> <td>12.03</td> <td>63.72</td> <td>0.00</td> <td>100</td> <td>114 Peak</td> </tr> <tr> <td>2</td> <td>5183.00</td> <td>64.33</td> <td>74.00</td> <td>-9.67</td> <td>81.68</td> <td>34.65</td> <td>11.89</td> <td>63.89</td> <td>0.00</td> <td>100</td> <td>114 Peak</td> </tr> </tbody> </table>	Limit	Over	Read	Ant	Cable	Preamp	Aux	APos	TPos		Freq	Level	Line	Limit	Level	Factor	Loss	Factor	Factor	Remark	MHz	dBuV/m	dBuV/m	dB	dBuV	dB/m	dB	dB	dB	cm	deg	1	4804.00	50.91	74.00	-23.09	67.95	34.65	12.03	63.72	0.00	100	114 Peak	2	5183.00	64.33	74.00	-9.67	81.68	34.65	11.89	63.89	0.00	100	114 Peak	<table border="1"> <thead> <tr> <th>Limit</th> <th>Over</th> <th>Read</th> <th>Ant</th> <th>Cable</th> <th>Preamp</th> <th>Aux</th> <th>APos</th> <th>TPos</th> <th></th> </tr> <tr> <th>Freq</th> <th>Level</th> <th>Line</th> <th>Limit</th> <th>Level</th> <th>Factor</th> <th>Loss</th> <th>Factor</th> <th>Factor</th> <th>Remark</th> </tr> <tr> <th>MHz</th> <th>dBuV/m</th> <th>dBuV/m</th> <th>dB</th> <th>dBuV</th> <th>dB/m</th> <th>dB</th> <th>dB</th> <th>dB</th> <th>cm</th> <th>deg</th> </tr> </thead> <tbody> <tr> <td>1</td> <td>4804.00</td> <td>47.06</td> <td>74.00</td> <td>-26.94</td> <td>64.10</td> <td>34.65</td> <td>12.03</td> <td>63.72</td> <td>0.00</td> <td>100</td> <td>360 Peak</td> </tr> <tr> <td>2</td> <td>5183.00</td> <td>64.11</td> <td>74.00</td> <td>-9.89</td> <td>81.46</td> <td>34.65</td> <td>11.89</td> <td>63.89</td> <td>0.00</td> <td>100</td> <td>360 Peak</td> </tr> </tbody> </table>	Limit	Over	Read	Ant	Cable	Preamp	Aux	APos	TPos		Freq	Level	Line	Limit	Level	Factor	Loss	Factor	Factor	Remark	MHz	dBuV/m	dBuV/m	dB	dBuV	dB/m	dB	dB	dB	cm	deg	1	4804.00	47.06	74.00	-26.94	64.10	34.65	12.03	63.72	0.00	100	360 Peak	2	5183.00	64.11	74.00	-9.89	81.46	34.65	11.89	63.89	0.00	100
Limit	Over	Read	Ant	Cable	Preamp	Aux	APos	TPos																																																																																																							
Freq	Level	Line	Limit	Level	Factor	Loss	Factor	Factor	Remark																																																																																																						
MHz	dBuV/m	dBuV/m	dB	dBuV	dB/m	dB	dB	dB	cm	deg																																																																																																					
1	4804.00	50.91	74.00	-23.09	67.95	34.65	12.03	63.72	0.00	100	114 Peak																																																																																																				
2	5183.00	64.33	74.00	-9.67	81.68	34.65	11.89	63.89	0.00	100	114 Peak																																																																																																				
Limit	Over	Read	Ant	Cable	Preamp	Aux	APos	TPos																																																																																																							
Freq	Level	Line	Limit	Level	Factor	Loss	Factor	Factor	Remark																																																																																																						
MHz	dBuV/m	dBuV/m	dB	dBuV	dB/m	dB	dB	dB	cm	deg																																																																																																					
1	4804.00	47.06	74.00	-26.94	64.10	34.65	12.03	63.72	0.00	100	360 Peak																																																																																																				
2	5183.00	64.11	74.00	-9.89	81.46	34.65	11.89	63.89	0.00	100	360 Peak																																																																																																				



57																																																																																																						
Mode	Band Edge - L																																																																																																					
U-NII-1_5.15-5.25_802.11ax HE40_CH38_Full RU_5190MHz																																																																																																						
ANT	CDD 9+10																																																																																																					
Pol.	Horizontal																																																																																																					
Peak	Fundamental																																																																																																					
<table border="1"> <thead> <tr> <th>Limit</th> <th>Over</th> <th>Read</th> <th>Ant</th> <th>Cable</th> <th>Preamp</th> <th>Aux</th> <th>APos</th> <th>TPos</th> <th>Remark</th> </tr> <tr> <th>Freq</th> <th>Level</th> <th>Line</th> <th>Margin</th> <th>Level</th> <th>Loss</th> <th>Factor</th> <th>Factor</th> <th>Factor</th> <th></th> </tr> <tr> <th>MHz</th> <th>dBuV/m</th> <th>dBuV/m</th> <th>dB</th> <th>dBuV</th> <th>dB/m</th> <th>dB</th> <th>dB</th> <th>dB</th> <th>cm</th> <th>deg</th> </tr> </thead> <tbody> <tr> <td>1</td> <td>5149.90</td> <td>60.43</td> <td>74.00</td> <td>-13.57</td> <td>47.89</td> <td>34.62</td> <td>11.86</td> <td>33.14</td> <td>0.00</td> <td>104</td> <td>233</td> <td>PEAK</td> </tr> </tbody> </table>	Limit	Over	Read	Ant	Cable	Preamp	Aux	APos	TPos	Remark	Freq	Level	Line	Margin	Level	Loss	Factor	Factor	Factor		MHz	dBuV/m	dBuV/m	dB	dBuV	dB/m	dB	dB	dB	cm	deg	1	5149.90	60.43	74.00	-13.57	47.89	34.62	11.86	33.14	0.00	104	233	PEAK	<table border="1"> <thead> <tr> <th>Limit</th> <th>Over</th> <th>Read</th> <th>Ant</th> <th>Cable</th> <th>Preamp</th> <th>Aux</th> <th>APos</th> <th>TPos</th> <th>Remark</th> </tr> <tr> <th>Freq</th> <th>Level</th> <th>Line</th> <th>Limit</th> <th>Level</th> <th>Factor</th> <th>Loss</th> <th>Factor</th> <th>Factor</th> <th></th> </tr> <tr> <th>MHz</th> <th>dBuV/m</th> <th>dBuV/m</th> <th>dB</th> <th>dBuV</th> <th>dB/m</th> <th>dB</th> <th>dB</th> <th>dB</th> <th>cm</th> <th>deg</th> </tr> </thead> <tbody> <tr> <td>1</td> <td>2458.00</td> <td>106.72</td> <td>68.30</td> <td>38.42</td> <td>100.62</td> <td>32.54</td> <td>7.96</td> <td>34.40</td> <td>0.00</td> <td>104</td> <td>233</td> <td>Peak</td> </tr> <tr> <td>2</td> <td>5190.00</td> <td>100.72</td> <td>68.30</td> <td>32.42</td> <td>87.29</td> <td>34.65</td> <td>11.90</td> <td>33.12</td> <td>0.00</td> <td>104</td> <td>233</td> <td>Peak</td> </tr> </tbody> </table>	Limit	Over	Read	Ant	Cable	Preamp	Aux	APos	TPos	Remark	Freq	Level	Line	Limit	Level	Factor	Loss	Factor	Factor		MHz	dBuV/m	dBuV/m	dB	dBuV	dB/m	dB	dB	dB	cm	deg	1	2458.00	106.72	68.30	38.42	100.62	32.54	7.96	34.40	0.00	104	233	Peak	2	5190.00	100.72	68.30	32.42	87.29	34.65	11.90	33.12	0.00	104	233	Peak
Limit	Over	Read	Ant	Cable	Preamp	Aux	APos	TPos	Remark																																																																																													
Freq	Level	Line	Margin	Level	Loss	Factor	Factor	Factor																																																																																														
MHz	dBuV/m	dBuV/m	dB	dBuV	dB/m	dB	dB	dB	cm	deg																																																																																												
1	5149.90	60.43	74.00	-13.57	47.89	34.62	11.86	33.14	0.00	104	233	PEAK																																																																																										
Limit	Over	Read	Ant	Cable	Preamp	Aux	APos	TPos	Remark																																																																																													
Freq	Level	Line	Limit	Level	Factor	Loss	Factor	Factor																																																																																														
MHz	dBuV/m	dBuV/m	dB	dBuV	dB/m	dB	dB	dB	cm	deg																																																																																												
1	2458.00	106.72	68.30	38.42	100.62	32.54	7.96	34.40	0.00	104	233	Peak																																																																																										
2	5190.00	100.72	68.30	32.42	87.29	34.65	11.90	33.12	0.00	104	233	Peak																																																																																										
Avg	Fundamental																																																																																																					
<table border="1"> <thead> <tr> <th>Limit</th> <th>Over</th> <th>Read</th> <th>Ant</th> <th>Cable</th> <th>Preamp</th> <th>Aux</th> <th>APos</th> <th>TPos</th> <th>Remark</th> </tr> <tr> <th>Freq</th> <th>Level</th> <th>Line</th> <th>Margin</th> <th>Level</th> <th>Loss</th> <th>Factor</th> <th>Factor</th> <th>Factor</th> <th></th> </tr> <tr> <th>MHz</th> <th>dBuV/m</th> <th>dBuV/m</th> <th>dB</th> <th>dBuV</th> <th>dB/m</th> <th>dB</th> <th>dB</th> <th>dB</th> <th>cm</th> <th>deg</th> </tr> </thead> <tbody> <tr> <td>1</td> <td>5149.00</td> <td>50.77</td> <td>54.00</td> <td>-3.23</td> <td>37.43</td> <td>34.62</td> <td>11.86</td> <td>33.14</td> <td>0.00</td> <td>104</td> <td>233</td> <td>AVERAGE</td> </tr> </tbody> </table>	Limit	Over	Read	Ant	Cable	Preamp	Aux	APos	TPos	Remark	Freq	Level	Line	Margin	Level	Loss	Factor	Factor	Factor		MHz	dBuV/m	dBuV/m	dB	dBuV	dB/m	dB	dB	dB	cm	deg	1	5149.00	50.77	54.00	-3.23	37.43	34.62	11.86	33.14	0.00	104	233	AVERAGE	<table border="1"> <thead> <tr> <th>Limit</th> <th>Over</th> <th>Read</th> <th>Ant</th> <th>Cable</th> <th>Preamp</th> <th>Aux</th> <th>APos</th> <th>TPos</th> <th>Remark</th> </tr> <tr> <th>Freq</th> <th>Level</th> <th>Line</th> <th>Limit</th> <th>Level</th> <th>Factor</th> <th>Loss</th> <th>Factor</th> <th>Factor</th> <th></th> </tr> <tr> <th>MHz</th> <th>dBuV/m</th> <th>dBuV/m</th> <th>dB</th> <th>dBuV</th> <th>dB/m</th> <th>dB</th> <th>dB</th> <th>dB</th> <th>cm</th> <th>deg</th> </tr> </thead> <tbody> <tr> <td>1</td> <td>2458.00</td> <td>100.38</td> <td>-----</td> <td>-----</td> <td>94.28</td> <td>32.54</td> <td>7.96</td> <td>34.40</td> <td>0.00</td> <td>104</td> <td>233</td> <td>Average</td> </tr> <tr> <td>2</td> <td>5190.00</td> <td>94.38</td> <td>68.30</td> <td>26.08</td> <td>80.95</td> <td>34.65</td> <td>11.90</td> <td>33.12</td> <td>0.00</td> <td>104</td> <td>233</td> <td>Average</td> </tr> </tbody> </table>	Limit	Over	Read	Ant	Cable	Preamp	Aux	APos	TPos	Remark	Freq	Level	Line	Limit	Level	Factor	Loss	Factor	Factor		MHz	dBuV/m	dBuV/m	dB	dBuV	dB/m	dB	dB	dB	cm	deg	1	2458.00	100.38	-----	-----	94.28	32.54	7.96	34.40	0.00	104	233	Average	2	5190.00	94.38	68.30	26.08	80.95	34.65	11.90	33.12	0.00	104	233	Average
Limit	Over	Read	Ant	Cable	Preamp	Aux	APos	TPos	Remark																																																																																													
Freq	Level	Line	Margin	Level	Loss	Factor	Factor	Factor																																																																																														
MHz	dBuV/m	dBuV/m	dB	dBuV	dB/m	dB	dB	dB	cm	deg																																																																																												
1	5149.00	50.77	54.00	-3.23	37.43	34.62	11.86	33.14	0.00	104	233	AVERAGE																																																																																										
Limit	Over	Read	Ant	Cable	Preamp	Aux	APos	TPos	Remark																																																																																													
Freq	Level	Line	Limit	Level	Factor	Loss	Factor	Factor																																																																																														
MHz	dBuV/m	dBuV/m	dB	dBuV	dB/m	dB	dB	dB	cm	deg																																																																																												
1	2458.00	100.38	-----	-----	94.28	32.54	7.96	34.40	0.00	104	233	Average																																																																																										
2	5190.00	94.38	68.30	26.08	80.95	34.65	11.90	33.12	0.00	104	233	Average																																																																																										



	57																																												
Mode	Band Edge - R																																												
	U-NII-1_5.15-5.25_802.11ax HE40_CH38_Full RU_5190MHz																																												
ANT	CDD 9+10																																												
Pol.	Horizontal	Fundamental																																											
Peak	<table border="1"> <thead> <tr> <th>Limit</th> <th>Read</th> <th>Ant</th> <th>Cable</th> <th>Preamp</th> <th>Aux</th> <th>APos</th> <th>TPos</th> <th></th> </tr> <tr> <th>Freq</th> <th>Level</th> <th>Line</th> <th>Margin</th> <th>Level</th> <th>Factor</th> <th>Loss</th> <th>Factor</th> <th>Factor</th> <th>Remark</th> </tr> <tr> <th>MHz</th> <th>dBuV/m</th> <th>dBuV/m</th> <th>dB</th> <th>dBuV</th> <th>dB/m</th> <th>dB</th> <th>dB</th> <th>dB</th> <th>cm</th> <th>deg</th> </tr> </thead> <tbody> <tr> <td>1</td> <td>5437.32</td> <td>53.56</td> <td>74.00</td> <td>-20.44</td> <td>39.63</td> <td>34.85</td> <td>12.13</td> <td>33.05</td> <td>0.00</td> <td>104</td> <td>233</td> <td>PEAK</td> </tr> </tbody> </table>	Limit	Read	Ant	Cable	Preamp	Aux	APos	TPos		Freq	Level	Line	Margin	Level	Factor	Loss	Factor	Factor	Remark	MHz	dBuV/m	dBuV/m	dB	dBuV	dB/m	dB	dB	dB	cm	deg	1	5437.32	53.56	74.00	-20.44	39.63	34.85	12.13	33.05	0.00	104	233	PEAK	Blank
Limit	Read	Ant	Cable	Preamp	Aux	APos	TPos																																						
Freq	Level	Line	Margin	Level	Factor	Loss	Factor	Factor	Remark																																				
MHz	dBuV/m	dBuV/m	dB	dBuV	dB/m	dB	dB	dB	cm	deg																																			
1	5437.32	53.56	74.00	-20.44	39.63	34.85	12.13	33.05	0.00	104	233	PEAK																																	
Avg	<table border="1"> <thead> <tr> <th>Limit</th> <th>Read</th> <th>Ant</th> <th>Cable</th> <th>Preamp</th> <th>Aux</th> <th>APos</th> <th>TPos</th> <th></th> </tr> <tr> <th>Freq</th> <th>Level</th> <th>Line</th> <th>Margin</th> <th>Level</th> <th>Factor</th> <th>Loss</th> <th>Factor</th> <th>Factor</th> <th>Remark</th> </tr> <tr> <th>MHz</th> <th>dBuV/m</th> <th>dBuV/m</th> <th>dB</th> <th>dBuV</th> <th>dB/m</th> <th>dB</th> <th>dB</th> <th>dB</th> <th>cm</th> <th>deg</th> </tr> </thead> <tbody> <tr> <td>1</td> <td>5458.11</td> <td>44.48</td> <td>54.00</td> <td>-9.52</td> <td>30.50</td> <td>34.87</td> <td>12.15</td> <td>33.04</td> <td>0.00</td> <td>104</td> <td>233</td> <td>AVERAGE</td> </tr> </tbody> </table>	Limit	Read	Ant	Cable	Preamp	Aux	APos	TPos		Freq	Level	Line	Margin	Level	Factor	Loss	Factor	Factor	Remark	MHz	dBuV/m	dBuV/m	dB	dBuV	dB/m	dB	dB	dB	cm	deg	1	5458.11	44.48	54.00	-9.52	30.50	34.87	12.15	33.04	0.00	104	233	AVERAGE	Blank
Limit	Read	Ant	Cable	Preamp	Aux	APos	TPos																																						
Freq	Level	Line	Margin	Level	Factor	Loss	Factor	Factor	Remark																																				
MHz	dBuV/m	dBuV/m	dB	dBuV	dB/m	dB	dB	dB	cm	deg																																			
1	5458.11	44.48	54.00	-9.52	30.50	34.87	12.15	33.04	0.00	104	233	AVERAGE																																	



57																																																									
Mode	Band Edge - L																																																								
U-NII-1_5.15-5.25_802.11ax HE40_CH38_Full RU_5190MHz																																																									
ANT	CDD 9+10																																																								
Pol.	Vertical																																																								
Peak																																																									
	<table border="1"> <thead> <tr> <th>Limit</th> <th>Over</th> <th>Read</th> <th>Ant</th> <th>Cable</th> <th>Preamp</th> <th>Aux</th> <th>APos</th> <th>TPos</th> <th>Remark</th> </tr> <tr> <th>Freq</th> <th>Level</th> <th>Line</th> <th>Margin</th> <th>Level</th> <th>Factor</th> <th>Loss</th> <th>Factor</th> <th>Factor</th> <th></th> </tr> <tr> <th>MHz</th> <th>dBuV/m</th> <th>dBuV/m</th> <th>dB</th> <th>dBuV</th> <th>dB/m</th> <th>dB</th> <th>dB</th> <th>cm</th> <th>deg</th> </tr> </thead> <tbody> <tr> <td>1</td> <td>5145.00</td> <td>61.76</td> <td>74.00</td> <td>-12.24</td> <td>48.42</td> <td>34.62</td> <td>11.86</td> <td>33.14</td> <td>0.00</td> <td>351</td> <td>303</td> <td>PEAK</td> </tr> </tbody> </table>	Limit	Over	Read	Ant	Cable	Preamp	Aux	APos	TPos	Remark	Freq	Level	Line	Margin	Level	Factor	Loss	Factor	Factor		MHz	dBuV/m	dBuV/m	dB	dBuV	dB/m	dB	dB	cm	deg	1	5145.00	61.76	74.00	-12.24	48.42	34.62	11.86	33.14	0.00	351	303	PEAK													
Limit	Over	Read	Ant	Cable	Preamp	Aux	APos	TPos	Remark																																																
Freq	Level	Line	Margin	Level	Factor	Loss	Factor	Factor																																																	
MHz	dBuV/m	dBuV/m	dB	dBuV	dB/m	dB	dB	cm	deg																																																
1	5145.00	61.76	74.00	-12.24	48.42	34.62	11.86	33.14	0.00	351	303	PEAK																																													
Fundamental																																																									
	<table border="1"> <thead> <tr> <th>Limit</th> <th>Over</th> <th>Read</th> <th>Ant</th> <th>Cable</th> <th>Preamp</th> <th>Aux</th> <th>APos</th> <th>TPos</th> <th>Remark</th> </tr> <tr> <th>Freq</th> <th>Level</th> <th>Line</th> <th>Limit</th> <th>Level</th> <th>Factor</th> <th>Loss</th> <th>Factor</th> <th>Factor</th> <th></th> </tr> <tr> <th>MHz</th> <th>dBuV/m</th> <th>dBuV/m</th> <th>dB</th> <th>dBuV</th> <th>dB/m</th> <th>dB</th> <th>dB</th> <th>cm</th> <th>deg</th> </tr> </thead> <tbody> <tr> <td>1</td> <td>2458.00</td> <td>103.47</td> <td>68.30</td> <td>35.17</td> <td>97.37</td> <td>32.54</td> <td>7.96</td> <td>34.40</td> <td>0.00</td> <td>351</td> <td>303</td> <td>Peak</td> </tr> <tr> <td>2</td> <td>5190.00</td> <td>104.08</td> <td>68.30</td> <td>35.78</td> <td>90.65</td> <td>34.65</td> <td>11.90</td> <td>33.12</td> <td>0.00</td> <td>351</td> <td>303</td> <td>Peak</td> </tr> </tbody> </table>	Limit	Over	Read	Ant	Cable	Preamp	Aux	APos	TPos	Remark	Freq	Level	Line	Limit	Level	Factor	Loss	Factor	Factor		MHz	dBuV/m	dBuV/m	dB	dBuV	dB/m	dB	dB	cm	deg	1	2458.00	103.47	68.30	35.17	97.37	32.54	7.96	34.40	0.00	351	303	Peak	2	5190.00	104.08	68.30	35.78	90.65	34.65	11.90	33.12	0.00	351	303	Peak
Limit	Over	Read	Ant	Cable	Preamp	Aux	APos	TPos	Remark																																																
Freq	Level	Line	Limit	Level	Factor	Loss	Factor	Factor																																																	
MHz	dBuV/m	dBuV/m	dB	dBuV	dB/m	dB	dB	cm	deg																																																
1	2458.00	103.47	68.30	35.17	97.37	32.54	7.96	34.40	0.00	351	303	Peak																																													
2	5190.00	104.08	68.30	35.78	90.65	34.65	11.90	33.12	0.00	351	303	Peak																																													
Avg																																																									
	<table border="1"> <thead> <tr> <th>Limit</th> <th>Over</th> <th>Read</th> <th>Ant</th> <th>Cable</th> <th>Preamp</th> <th>Aux</th> <th>APos</th> <th>TPos</th> <th>Remark</th> </tr> <tr> <th>Freq</th> <th>Level</th> <th>Line</th> <th>Margin</th> <th>Level</th> <th>Factor</th> <th>Loss</th> <th>Factor</th> <th>Factor</th> <th></th> </tr> <tr> <th>MHz</th> <th>dBuV/m</th> <th>dBuV/m</th> <th>dB</th> <th>dBuV</th> <th>dB/m</th> <th>dB</th> <th>dB</th> <th>cm</th> <th>deg</th> </tr> </thead> <tbody> <tr> <td>1</td> <td>5150.00</td> <td>50.61</td> <td>54.00</td> <td>-3.39</td> <td>37.27</td> <td>34.62</td> <td>11.86</td> <td>33.14</td> <td>0.00</td> <td>351</td> <td>303</td> <td>AVERAGE</td> </tr> </tbody> </table>	Limit	Over	Read	Ant	Cable	Preamp	Aux	APos	TPos	Remark	Freq	Level	Line	Margin	Level	Factor	Loss	Factor	Factor		MHz	dBuV/m	dBuV/m	dB	dBuV	dB/m	dB	dB	cm	deg	1	5150.00	50.61	54.00	-3.39	37.27	34.62	11.86	33.14	0.00	351	303	AVERAGE													
Limit	Over	Read	Ant	Cable	Preamp	Aux	APos	TPos	Remark																																																
Freq	Level	Line	Margin	Level	Factor	Loss	Factor	Factor																																																	
MHz	dBuV/m	dBuV/m	dB	dBuV	dB/m	dB	dB	cm	deg																																																
1	5150.00	50.61	54.00	-3.39	37.27	34.62	11.86	33.14	0.00	351	303	AVERAGE																																													
	<table border="1"> <thead> <tr> <th>Limit</th> <th>Over</th> <th>Read</th> <th>Ant</th> <th>Cable</th> <th>Preamp</th> <th>Aux</th> <th>APos</th> <th>TPos</th> <th>Remark</th> </tr> <tr> <th>Freq</th> <th>Level</th> <th>Line</th> <th>Limit</th> <th>Level</th> <th>Factor</th> <th>Loss</th> <th>Factor</th> <th>Factor</th> <th></th> </tr> <tr> <th>MHz</th> <th>dBuV/m</th> <th>dBuV/m</th> <th>dB</th> <th>dBuV</th> <th>dB/m</th> <th>dB</th> <th>dB</th> <th>cm</th> <th>deg</th> </tr> </thead> <tbody> <tr> <td>1</td> <td>2458.00</td> <td>97.39</td> <td>68.30</td> <td>29.09</td> <td>91.29</td> <td>32.54</td> <td>7.96</td> <td>34.40</td> <td>0.00</td> <td>351</td> <td>303</td> <td>Average</td> </tr> <tr> <td>2</td> <td>5190.00</td> <td>97.39</td> <td>68.30</td> <td>29.09</td> <td>83.96</td> <td>34.65</td> <td>11.90</td> <td>33.12</td> <td>0.00</td> <td>351</td> <td>303</td> <td>Average</td> </tr> </tbody> </table>	Limit	Over	Read	Ant	Cable	Preamp	Aux	APos	TPos	Remark	Freq	Level	Line	Limit	Level	Factor	Loss	Factor	Factor		MHz	dBuV/m	dBuV/m	dB	dBuV	dB/m	dB	dB	cm	deg	1	2458.00	97.39	68.30	29.09	91.29	32.54	7.96	34.40	0.00	351	303	Average	2	5190.00	97.39	68.30	29.09	83.96	34.65	11.90	33.12	0.00	351	303	Average
Limit	Over	Read	Ant	Cable	Preamp	Aux	APos	TPos	Remark																																																
Freq	Level	Line	Limit	Level	Factor	Loss	Factor	Factor																																																	
MHz	dBuV/m	dBuV/m	dB	dBuV	dB/m	dB	dB	cm	deg																																																
1	2458.00	97.39	68.30	29.09	91.29	32.54	7.96	34.40	0.00	351	303	Average																																													
2	5190.00	97.39	68.30	29.09	83.96	34.65	11.90	33.12	0.00	351	303	Average																																													

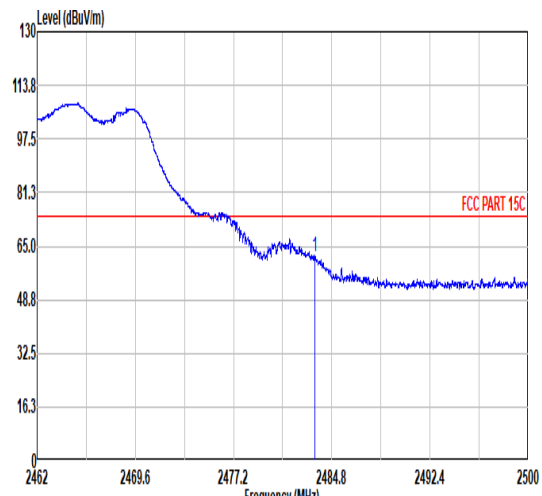
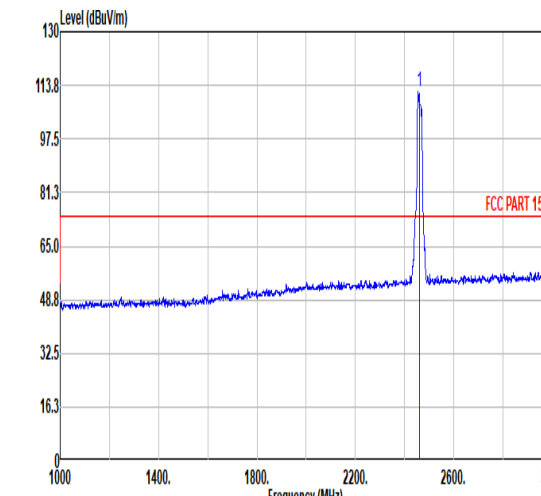
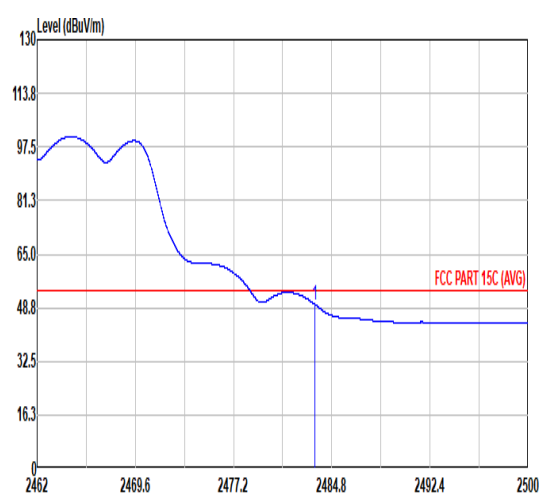
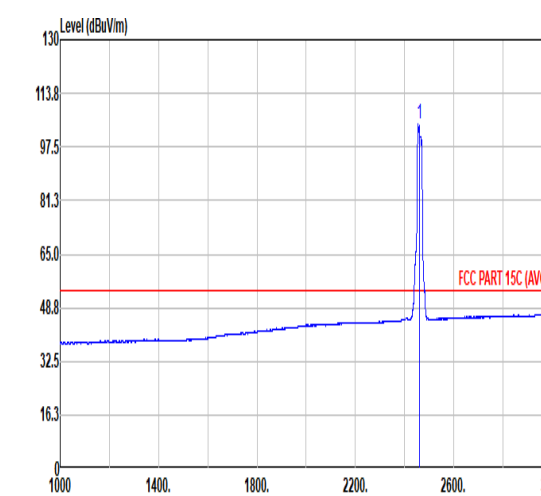


	57																																							
Mode	Band Edge - R																																							
	U-NII-1_5.15-5.25_802.11ax HE40_CH38_Full RU_5190MHz																																							
ANT	CDD 9+10																																							
Pol.	Vertical	Fundamental																																						
Peak	<table border="1"> <thead> <tr> <th>Limit</th> <th>Read</th> <th>Ant</th> <th>Cable</th> <th>Preamp</th> <th>Aux</th> <th>APos</th> <th>TPos</th> <th>Remark</th> </tr> <tr> <th>Freq</th> <th>Level</th> <th>Line</th> <th>Margin</th> <th>Level</th> <th>Factor</th> <th>Loss</th> <th>Factor</th> <th>Factor</th> </tr> <tr> <th>MHz</th> <th>dBuV/m</th> <th>dBuV/m</th> <th>dB</th> <th>dBuV</th> <th>dB/m</th> <th>dB</th> <th>dB</th> <th>cm</th> <th>deg</th> </tr> </thead> <tbody> <tr> <td>1 5428.58</td> <td>54.53</td> <td>74.00</td> <td>-19.47</td> <td>40.63</td> <td>34.84</td> <td>12.11</td> <td>33.05</td> <td>0.00</td> <td>351 303 PEAK</td> </tr> </tbody> </table>	Limit	Read	Ant	Cable	Preamp	Aux	APos	TPos	Remark	Freq	Level	Line	Margin	Level	Factor	Loss	Factor	Factor	MHz	dBuV/m	dBuV/m	dB	dBuV	dB/m	dB	dB	cm	deg	1 5428.58	54.53	74.00	-19.47	40.63	34.84	12.11	33.05	0.00	351 303 PEAK	Blank
Limit	Read	Ant	Cable	Preamp	Aux	APos	TPos	Remark																																
Freq	Level	Line	Margin	Level	Factor	Loss	Factor	Factor																																
MHz	dBuV/m	dBuV/m	dB	dBuV	dB/m	dB	dB	cm	deg																															
1 5428.58	54.53	74.00	-19.47	40.63	34.84	12.11	33.05	0.00	351 303 PEAK																															
Avg	<table border="1"> <thead> <tr> <th>Limit</th> <th>Read</th> <th>Ant</th> <th>Cable</th> <th>Preamp</th> <th>Aux</th> <th>APos</th> <th>TPos</th> <th>Remark</th> </tr> <tr> <th>Freq</th> <th>Level</th> <th>Line</th> <th>Margin</th> <th>Level</th> <th>Factor</th> <th>Loss</th> <th>Factor</th> <th>Factor</th> </tr> <tr> <th>MHz</th> <th>dBuV/m</th> <th>dBuV/m</th> <th>dB</th> <th>dBuV</th> <th>dB/m</th> <th>dB</th> <th>dB</th> <th>cm</th> <th>deg</th> </tr> </thead> <tbody> <tr> <td>1 5458.65</td> <td>44.43</td> <td>54.00</td> <td>-9.57</td> <td>30.45</td> <td>34.87</td> <td>12.15</td> <td>33.04</td> <td>0.00</td> <td>351 303 AVERAGE</td> </tr> </tbody> </table>	Limit	Read	Ant	Cable	Preamp	Aux	APos	TPos	Remark	Freq	Level	Line	Margin	Level	Factor	Loss	Factor	Factor	MHz	dBuV/m	dBuV/m	dB	dBuV	dB/m	dB	dB	cm	deg	1 5458.65	44.43	54.00	-9.57	30.45	34.87	12.15	33.04	0.00	351 303 AVERAGE	Blank
Limit	Read	Ant	Cable	Preamp	Aux	APos	TPos	Remark																																
Freq	Level	Line	Margin	Level	Factor	Loss	Factor	Factor																																
MHz	dBuV/m	dBuV/m	dB	dBuV	dB/m	dB	dB	cm	deg																															
1 5458.65	44.43	54.00	-9.57	30.45	34.87	12.15	33.04	0.00	351 303 AVERAGE																															



Mode	57																																																																																				
	Harmonic																																																																																				
	U-NII-1_5.15-5.25_802.11ax HE40_CH38_Full RU_5190MHz																																																																																				
ANT	CDD 9+10																																																																																				
Pol.	Horizontal	Vertical																																																																																			
Peak Avg	<table border="1"> <thead> <tr> <th>Limit</th> <th>Read</th> <th>Ant</th> <th>Cable</th> <th>Preamp</th> <th>Aux</th> <th>APos</th> <th>TPos</th> <th>Remark</th> </tr> <tr> <th>Freq</th> <th>Level</th> <th>Line Margin</th> <th>Level Factor</th> <th>Loss Factor</th> <th>Factor</th> <th></th> <th></th> <th></th> </tr> <tr> <th>MHz</th> <th>dBuV/m</th> <th>dBuV/m</th> <th>dB</th> <th>dBuV</th> <th>dB/m</th> <th>dB</th> <th>dB</th> <th>cm</th> <th>deg</th> </tr> </thead> <tbody> <tr> <td>1</td> <td>10380.00</td> <td>48.45</td> <td>68.30</td> <td>-19.85</td> <td>56.74</td> <td>38.07</td> <td>16.87</td> <td>63.23</td> <td>0.00</td> <td>100</td> <td>360</td> <td>PEAK</td> </tr> </tbody> </table>	Limit	Read	Ant	Cable	Preamp	Aux	APos	TPos	Remark	Freq	Level	Line Margin	Level Factor	Loss Factor	Factor				MHz	dBuV/m	dBuV/m	dB	dBuV	dB/m	dB	dB	cm	deg	1	10380.00	48.45	68.30	-19.85	56.74	38.07	16.87	63.23	0.00	100	360	PEAK	<table border="1"> <thead> <tr> <th>Limit</th> <th>Read</th> <th>Ant</th> <th>Cable</th> <th>Preamp</th> <th>Aux</th> <th>APos</th> <th>TPos</th> <th>Remark</th> </tr> <tr> <th>Freq</th> <th>Level</th> <th>Line Margin</th> <th>Level Factor</th> <th>Loss Factor</th> <th>Factor</th> <th></th> <th></th> <th></th> </tr> <tr> <th>MHz</th> <th>dBuV/m</th> <th>dBuV/m</th> <th>dB</th> <th>dBuV</th> <th>dB/m</th> <th>dB</th> <th>dB</th> <th>dB</th> <th>cm</th> <th>deg</th> </tr> </thead> <tbody> <tr> <td>1</td> <td>10380.00</td> <td>48.80</td> <td>68.30</td> <td>-19.50</td> <td>57.09</td> <td>38.07</td> <td>16.87</td> <td>63.23</td> <td>0.00</td> <td>100</td> <td>0</td> <td>PEAK</td> </tr> </tbody> </table>	Limit	Read	Ant	Cable	Preamp	Aux	APos	TPos	Remark	Freq	Level	Line Margin	Level Factor	Loss Factor	Factor				MHz	dBuV/m	dBuV/m	dB	dBuV	dB/m	dB	dB	dB	cm	deg	1	10380.00	48.80	68.30	-19.50	57.09	38.07	16.87	63.23	0.00	100	0	PEAK
Limit	Read	Ant	Cable	Preamp	Aux	APos	TPos	Remark																																																																													
Freq	Level	Line Margin	Level Factor	Loss Factor	Factor																																																																																
MHz	dBuV/m	dBuV/m	dB	dBuV	dB/m	dB	dB	cm	deg																																																																												
1	10380.00	48.45	68.30	-19.85	56.74	38.07	16.87	63.23	0.00	100	360	PEAK																																																																									
Limit	Read	Ant	Cable	Preamp	Aux	APos	TPos	Remark																																																																													
Freq	Level	Line Margin	Level Factor	Loss Factor	Factor																																																																																
MHz	dBuV/m	dBuV/m	dB	dBuV	dB/m	dB	dB	dB	cm	deg																																																																											
1	10380.00	48.80	68.30	-19.50	57.09	38.07	16.87	63.23	0.00	100	0	PEAK																																																																									



Mode	58																																																																											
	Band Edge																																																																											
	2400-2483.5_2400-2483.5_802.11g_CH11_2462MHz																																																																											
ANT	CDD 9+10																																																																											
Pol.	Horizontal	Fundamental																																																																										
Peak	 <table border="1"> <thead> <tr> <th>Limit</th> <th>Read</th> <th>Ant</th> <th>Cable</th> <th>Preamp</th> <th>Aux</th> <th>APos</th> <th>TPos</th> </tr> <tr> <th>Freq</th> <th>Level</th> <th>Line Margin</th> <th>Level Factor</th> <th>Loss Factor</th> <th>Factor</th> <th></th> <th>Remark</th> </tr> <tr> <th>MHz</th> <th>dBuV/m</th> <th>dBuV/m</th> <th>dB</th> <th>dBuV</th> <th>dB/m</th> <th>dB</th> <th>dB</th> </tr> </thead> <tbody> <tr> <td>1</td> <td>2483.50</td> <td>61.90</td> <td>74.00</td> <td>-12.10</td> <td>49.71</td> <td>32.58</td> <td>7.99</td> <td>34.38</td> <td>6.00</td> <td>303</td> <td>128</td> <td>PEAK</td> </tr> </tbody> </table>	Limit	Read	Ant	Cable	Preamp	Aux	APos	TPos	Freq	Level	Line Margin	Level Factor	Loss Factor	Factor		Remark	MHz	dBuV/m	dBuV/m	dB	dBuV	dB/m	dB	dB	1	2483.50	61.90	74.00	-12.10	49.71	32.58	7.99	34.38	6.00	303	128	PEAK	 <table border="1"> <thead> <tr> <th>Limit</th> <th>Read</th> <th>Ant</th> <th>Cable</th> <th>Preamp</th> <th>Aux</th> <th>APos</th> <th>TPos</th> </tr> <tr> <th>Freq</th> <th>Level</th> <th>Line Margin</th> <th>Level Factor</th> <th>Loss Factor</th> <th>Factor</th> <th></th> <th>Remark</th> </tr> <tr> <th>MHz</th> <th>dBuV/m</th> <th>dBuV/m</th> <th>dB</th> <th>dBuV</th> <th>dB/m</th> <th>dB</th> <th>dB</th> </tr> </thead> <tbody> <tr> <td>1</td> <td>2462.00</td> <td>111.79</td> <td>-----</td> <td>-----</td> <td>99.72</td> <td>32.53</td> <td>7.95</td> <td>34.41</td> <td>6.00</td> <td>303</td> <td>128</td> <td>PEAK</td> </tr> </tbody> </table>	Limit	Read	Ant	Cable	Preamp	Aux	APos	TPos	Freq	Level	Line Margin	Level Factor	Loss Factor	Factor		Remark	MHz	dBuV/m	dBuV/m	dB	dBuV	dB/m	dB	dB	1	2462.00	111.79	-----	-----	99.72	32.53	7.95	34.41	6.00	303	128	PEAK
	Limit	Read	Ant	Cable	Preamp	Aux	APos	TPos																																																																				
Freq	Level	Line Margin	Level Factor	Loss Factor	Factor		Remark																																																																					
MHz	dBuV/m	dBuV/m	dB	dBuV	dB/m	dB	dB																																																																					
1	2483.50	61.90	74.00	-12.10	49.71	32.58	7.99	34.38	6.00	303	128	PEAK																																																																
Limit	Read	Ant	Cable	Preamp	Aux	APos	TPos																																																																					
Freq	Level	Line Margin	Level Factor	Loss Factor	Factor		Remark																																																																					
MHz	dBuV/m	dBuV/m	dB	dBuV	dB/m	dB	dB																																																																					
1	2462.00	111.79	-----	-----	99.72	32.53	7.95	34.41	6.00	303	128	PEAK																																																																
Avg	 <table border="1"> <thead> <tr> <th>Limit</th> <th>Read</th> <th>Ant</th> <th>Cable</th> <th>Preamp</th> <th>Aux</th> <th>APos</th> <th>TPos</th> </tr> <tr> <th>Freq</th> <th>Level</th> <th>Line Margin</th> <th>Level Factor</th> <th>Loss Factor</th> <th>Factor</th> <th></th> <th>Remark</th> </tr> <tr> <th>MHz</th> <th>dBuV/m</th> <th>dBuV/m</th> <th>dB</th> <th>dBuV</th> <th>dB/m</th> <th>dB</th> <th>dB</th> </tr> </thead> <tbody> <tr> <td>1</td> <td>2483.50</td> <td>49.72</td> <td>54.00</td> <td>-4.28</td> <td>37.53</td> <td>32.58</td> <td>7.99</td> <td>34.38</td> <td>6.00</td> <td>303</td> <td>128</td> <td>AVERAGE</td> </tr> </tbody> </table>	Limit	Read	Ant	Cable	Preamp	Aux	APos	TPos	Freq	Level	Line Margin	Level Factor	Loss Factor	Factor		Remark	MHz	dBuV/m	dBuV/m	dB	dBuV	dB/m	dB	dB	1	2483.50	49.72	54.00	-4.28	37.53	32.58	7.99	34.38	6.00	303	128	AVERAGE	 <table border="1"> <thead> <tr> <th>Limit</th> <th>Read</th> <th>Ant</th> <th>Cable</th> <th>Preamp</th> <th>Aux</th> <th>APos</th> <th>TPos</th> </tr> <tr> <th>Freq</th> <th>Level</th> <th>Line Margin</th> <th>Level Factor</th> <th>Loss Factor</th> <th>Factor</th> <th></th> <th>Remark</th> </tr> <tr> <th>MHz</th> <th>dBuV/m</th> <th>dBuV/m</th> <th>dB</th> <th>dBuV</th> <th>dB/m</th> <th>dB</th> <th>dB</th> </tr> </thead> <tbody> <tr> <td>1</td> <td>2462.00</td> <td>104.30</td> <td>-----</td> <td>-----</td> <td>92.23</td> <td>32.53</td> <td>7.95</td> <td>34.41</td> <td>6.00</td> <td>303</td> <td>128</td> <td>AVERAGE</td> </tr> </tbody> </table>	Limit	Read	Ant	Cable	Preamp	Aux	APos	TPos	Freq	Level	Line Margin	Level Factor	Loss Factor	Factor		Remark	MHz	dBuV/m	dBuV/m	dB	dBuV	dB/m	dB	dB	1	2462.00	104.30	-----	-----	92.23	32.53	7.95	34.41	6.00	303	128	AVERAGE
Limit	Read	Ant	Cable	Preamp	Aux	APos	TPos																																																																					
Freq	Level	Line Margin	Level Factor	Loss Factor	Factor		Remark																																																																					
MHz	dBuV/m	dBuV/m	dB	dBuV	dB/m	dB	dB																																																																					
1	2483.50	49.72	54.00	-4.28	37.53	32.58	7.99	34.38	6.00	303	128	AVERAGE																																																																
Limit	Read	Ant	Cable	Preamp	Aux	APos	TPos																																																																					
Freq	Level	Line Margin	Level Factor	Loss Factor	Factor		Remark																																																																					
MHz	dBuV/m	dBuV/m	dB	dBuV	dB/m	dB	dB																																																																					
1	2462.00	104.30	-----	-----	92.23	32.53	7.95	34.41	6.00	303	128	AVERAGE																																																																



		58																																																																												
Mode	Band Edge																																																																													
	2400-2483.5_2400-2483.5_802.11g_CH11_2462MHz																																																																													
ANT	CDD 9+10																																																																													
Pol.	Vertical	Fundamental																																																																												
Peak	<table border="1"> <thead> <tr> <th>Limit</th> <th>Read</th> <th>Ant</th> <th>Cable</th> <th>Preamp</th> <th>Aux</th> <th>APos</th> <th>TPos</th> </tr> <tr> <th>Freq</th> <th>Level</th> <th>Line Margin</th> <th>Level Factor</th> <th>Loss Factor</th> <th>Factor</th> <th></th> <th>Remark</th> </tr> <tr> <th>MHz</th> <th>dBuV/m</th> <th>dBuV/m</th> <th>dB</th> <th>dBuV</th> <th>dB/m</th> <th>dB</th> <th>dB</th> <th>cm</th> <th>deg</th> </tr> </thead> <tbody> <tr> <td>1</td> <td>2483.72</td> <td>62.91</td> <td>74.00</td> <td>-11.09</td> <td>50.72</td> <td>32.58</td> <td>7.99</td> <td>34.38</td> <td>6.00</td> <td>111</td> <td>106 PEAK</td> </tr> </tbody> </table>	Limit	Read	Ant	Cable	Preamp	Aux	APos	TPos	Freq	Level	Line Margin	Level Factor	Loss Factor	Factor		Remark	MHz	dBuV/m	dBuV/m	dB	dBuV	dB/m	dB	dB	cm	deg	1	2483.72	62.91	74.00	-11.09	50.72	32.58	7.99	34.38	6.00	111	106 PEAK	<table border="1"> <thead> <tr> <th>Limit</th> <th>Read</th> <th>Ant</th> <th>Cable</th> <th>Preamp</th> <th>Aux</th> <th>APos</th> <th>TPos</th> </tr> <tr> <th>Freq</th> <th>Level</th> <th>Line Margin</th> <th>Level Factor</th> <th>Loss Factor</th> <th>Factor</th> <th></th> <th>Remark</th> </tr> <tr> <th>MHz</th> <th>dBuV/m</th> <th>dBuV/m</th> <th>dB</th> <th>dBuV</th> <th>dB/m</th> <th>dB</th> <th>dB</th> <th>cm</th> <th>deg</th> </tr> </thead> <tbody> <tr> <td>1</td> <td>2462.00</td> <td>113.04</td> <td>-----</td> <td>-----</td> <td>100.94</td> <td>32.54</td> <td>7.96</td> <td>34.40</td> <td>6.00</td> <td>111</td> <td>106 PEAK</td> </tr> </tbody> </table>	Limit	Read	Ant	Cable	Preamp	Aux	APos	TPos	Freq	Level	Line Margin	Level Factor	Loss Factor	Factor		Remark	MHz	dBuV/m	dBuV/m	dB	dBuV	dB/m	dB	dB	cm	deg	1	2462.00	113.04	-----	-----	100.94	32.54	7.96	34.40	6.00	111	106 PEAK
	Limit	Read	Ant	Cable	Preamp	Aux	APos	TPos																																																																						
Freq	Level	Line Margin	Level Factor	Loss Factor	Factor		Remark																																																																							
MHz	dBuV/m	dBuV/m	dB	dBuV	dB/m	dB	dB	cm	deg																																																																					
1	2483.72	62.91	74.00	-11.09	50.72	32.58	7.99	34.38	6.00	111	106 PEAK																																																																			
Limit	Read	Ant	Cable	Preamp	Aux	APos	TPos																																																																							
Freq	Level	Line Margin	Level Factor	Loss Factor	Factor		Remark																																																																							
MHz	dBuV/m	dBuV/m	dB	dBuV	dB/m	dB	dB	cm	deg																																																																					
1	2462.00	113.04	-----	-----	100.94	32.54	7.96	34.40	6.00	111	106 PEAK																																																																			
Avg	<table border="1"> <thead> <tr> <th>Limit</th> <th>Read</th> <th>Ant</th> <th>Cable</th> <th>Preamp</th> <th>Aux</th> <th>APos</th> <th>TPos</th> </tr> <tr> <th>Freq</th> <th>Level</th> <th>Line Margin</th> <th>Level Factor</th> <th>Loss Factor</th> <th>Factor</th> <th></th> <th>Remark</th> </tr> <tr> <th>MHz</th> <th>dBuV/m</th> <th>dBuV/m</th> <th>dB</th> <th>dBuV</th> <th>dB/m</th> <th>dB</th> <th>dB</th> <th>cm</th> <th>deg</th> </tr> </thead> <tbody> <tr> <td>1</td> <td>2483.50</td> <td>50.04</td> <td>54.00</td> <td>-3.96</td> <td>37.85</td> <td>32.58</td> <td>7.99</td> <td>34.38</td> <td>6.00</td> <td>111</td> <td>106 AVERAGE</td> </tr> </tbody> </table>	Limit	Read	Ant	Cable	Preamp	Aux	APos	TPos	Freq	Level	Line Margin	Level Factor	Loss Factor	Factor		Remark	MHz	dBuV/m	dBuV/m	dB	dBuV	dB/m	dB	dB	cm	deg	1	2483.50	50.04	54.00	-3.96	37.85	32.58	7.99	34.38	6.00	111	106 AVERAGE	<table border="1"> <thead> <tr> <th>Limit</th> <th>Read</th> <th>Ant</th> <th>Cable</th> <th>Preamp</th> <th>Aux</th> <th>APos</th> <th>TPos</th> </tr> <tr> <th>Freq</th> <th>Level</th> <th>Line Margin</th> <th>Level Factor</th> <th>Loss Factor</th> <th>Factor</th> <th></th> <th>Remark</th> </tr> <tr> <th>MHz</th> <th>dBuV/m</th> <th>dBuV/m</th> <th>dB</th> <th>dBuV</th> <th>dB/m</th> <th>dB</th> <th>dB</th> <th>cm</th> <th>deg</th> </tr> </thead> <tbody> <tr> <td>1</td> <td>2462.00</td> <td>105.74</td> <td>-----</td> <td>-----</td> <td>93.64</td> <td>32.54</td> <td>7.96</td> <td>34.40</td> <td>6.00</td> <td>111</td> <td>106 AVERAGE</td> </tr> </tbody> </table>	Limit	Read	Ant	Cable	Preamp	Aux	APos	TPos	Freq	Level	Line Margin	Level Factor	Loss Factor	Factor		Remark	MHz	dBuV/m	dBuV/m	dB	dBuV	dB/m	dB	dB	cm	deg	1	2462.00	105.74	-----	-----	93.64	32.54	7.96	34.40	6.00	111	106 AVERAGE
	Limit	Read	Ant	Cable	Preamp	Aux	APos	TPos																																																																						
Freq	Level	Line Margin	Level Factor	Loss Factor	Factor		Remark																																																																							
MHz	dBuV/m	dBuV/m	dB	dBuV	dB/m	dB	dB	cm	deg																																																																					
1	2483.50	50.04	54.00	-3.96	37.85	32.58	7.99	34.38	6.00	111	106 AVERAGE																																																																			
Limit	Read	Ant	Cable	Preamp	Aux	APos	TPos																																																																							
Freq	Level	Line Margin	Level Factor	Loss Factor	Factor		Remark																																																																							
MHz	dBuV/m	dBuV/m	dB	dBuV	dB/m	dB	dB	cm	deg																																																																					
1	2462.00	105.74	-----	-----	93.64	32.54	7.96	34.40	6.00	111	106 AVERAGE																																																																			



	58																																																																																																																																							
Mode	Harmonic																																																																																																																																							
	2400-2483.5_2400-2483.5_802.11g_CH11_2462MHz																																																																																																																																							
ANT	CDD 9+10																																																																																																																																							
Pol.	Horizontal	Vertical																																																																																																																																						
Peak Avg	<table border="1"> <thead> <tr> <th>Limit</th> <th>Over</th> <th>Read</th> <th>Ant</th> <th>Cable</th> <th>Preamp</th> <th>Aux</th> <th>APos</th> <th>TPos</th> <th>Remark</th> </tr> <tr> <th>Freq</th> <th>Level</th> <th>Line</th> <th>Limit</th> <th>Level</th> <th>Factor</th> <th>Loss</th> <th>Factor</th> <th>Factor</th> <th></th> </tr> <tr> <th>MHz</th> <th>dBuV/m</th> <th>dBuV/m</th> <th>dB</th> <th>dBuV</th> <th>dB/m</th> <th>dB</th> <th>dB</th> <th>dB</th> <th>cm</th> <th>deg</th> </tr> </thead> <tbody> <tr> <td>1</td> <td>4924.00</td> <td>44.33</td> <td>74.00</td> <td>-29.67</td> <td>61.68</td> <td>34.56</td> <td>11.87</td> <td>63.78</td> <td>0.00</td> <td>100</td> <td>0 Peak</td> </tr> <tr> <td>2</td> <td>5183.00</td> <td>65.36</td> <td>74.00</td> <td>-8.64</td> <td>82.71</td> <td>34.65</td> <td>11.89</td> <td>63.89</td> <td>0.00</td> <td>100</td> <td>112 Peak</td> </tr> <tr> <td>3</td> <td>7386.00</td> <td>45.94</td> <td>74.00</td> <td>-28.06</td> <td>60.14</td> <td>35.90</td> <td>14.08</td> <td>64.18</td> <td>0.00</td> <td>100</td> <td>0 Peak</td> </tr> </tbody> </table>	Limit	Over	Read	Ant	Cable	Preamp	Aux	APos	TPos	Remark	Freq	Level	Line	Limit	Level	Factor	Loss	Factor	Factor		MHz	dBuV/m	dBuV/m	dB	dBuV	dB/m	dB	dB	dB	cm	deg	1	4924.00	44.33	74.00	-29.67	61.68	34.56	11.87	63.78	0.00	100	0 Peak	2	5183.00	65.36	74.00	-8.64	82.71	34.65	11.89	63.89	0.00	100	112 Peak	3	7386.00	45.94	74.00	-28.06	60.14	35.90	14.08	64.18	0.00	100	0 Peak	<table border="1"> <thead> <tr> <th>Limit</th> <th>Over</th> <th>Read</th> <th>Ant</th> <th>Cable</th> <th>Preamp</th> <th>Aux</th> <th>APos</th> <th>TPos</th> <th>Remark</th> </tr> <tr> <th>Freq</th> <th>Level</th> <th>Line</th> <th>Limit</th> <th>Level</th> <th>Factor</th> <th>Loss</th> <th>Factor</th> <th>Factor</th> <th></th> </tr> <tr> <th>MHz</th> <th>dBuV/m</th> <th>dBuV/m</th> <th>dB</th> <th>dBuV</th> <th>dB/m</th> <th>dB</th> <th>dB</th> <th>dB</th> <th>cm</th> <th>deg</th> </tr> </thead> <tbody> <tr> <td>1</td> <td>4924.00</td> <td>43.56</td> <td>74.00</td> <td>-30.44</td> <td>60.91</td> <td>34.56</td> <td>11.87</td> <td>63.78</td> <td>0.00</td> <td>100</td> <td>360 Peak</td> </tr> <tr> <td>2</td> <td>5183.00</td> <td>65.84</td> <td>74.00</td> <td>-8.16</td> <td>83.19</td> <td>34.65</td> <td>11.89</td> <td>63.89</td> <td>0.00</td> <td>100</td> <td>258 Peak</td> </tr> <tr> <td>3</td> <td>7386.00</td> <td>45.18</td> <td>74.00</td> <td>-28.82</td> <td>59.38</td> <td>35.90</td> <td>14.08</td> <td>64.18</td> <td>0.00</td> <td>100</td> <td>360 Peak</td> </tr> </tbody> </table>	Limit	Over	Read	Ant	Cable	Preamp	Aux	APos	TPos	Remark	Freq	Level	Line	Limit	Level	Factor	Loss	Factor	Factor		MHz	dBuV/m	dBuV/m	dB	dBuV	dB/m	dB	dB	dB	cm	deg	1	4924.00	43.56	74.00	-30.44	60.91	34.56	11.87	63.78	0.00	100	360 Peak	2	5183.00	65.84	74.00	-8.16	83.19	34.65	11.89	63.89	0.00	100	258 Peak	3	7386.00	45.18	74.00	-28.82	59.38	35.90	14.08	64.18	0.00	100	360 Peak
	Limit	Over	Read	Ant	Cable	Preamp	Aux	APos	TPos	Remark																																																																																																																														
Freq	Level	Line	Limit	Level	Factor	Loss	Factor	Factor																																																																																																																																
MHz	dBuV/m	dBuV/m	dB	dBuV	dB/m	dB	dB	dB	cm	deg																																																																																																																														
1	4924.00	44.33	74.00	-29.67	61.68	34.56	11.87	63.78	0.00	100	0 Peak																																																																																																																													
2	5183.00	65.36	74.00	-8.64	82.71	34.65	11.89	63.89	0.00	100	112 Peak																																																																																																																													
3	7386.00	45.94	74.00	-28.06	60.14	35.90	14.08	64.18	0.00	100	0 Peak																																																																																																																													
Limit	Over	Read	Ant	Cable	Preamp	Aux	APos	TPos	Remark																																																																																																																															
Freq	Level	Line	Limit	Level	Factor	Loss	Factor	Factor																																																																																																																																
MHz	dBuV/m	dBuV/m	dB	dBuV	dB/m	dB	dB	dB	cm	deg																																																																																																																														
1	4924.00	43.56	74.00	-30.44	60.91	34.56	11.87	63.78	0.00	100	360 Peak																																																																																																																													
2	5183.00	65.84	74.00	-8.16	83.19	34.65	11.89	63.89	0.00	100	258 Peak																																																																																																																													
3	7386.00	45.18	74.00	-28.82	59.38	35.90	14.08	64.18	0.00	100	360 Peak																																																																																																																													



58																																																									
Mode	Band Edge - L																																																								
U-NII-1_5.15-5.25_802.11ax HE40_CH38_Full RU_5190MHz																																																									
ANT	CDD 9+10																																																								
Pol.	Horizontal																																																								
Peak	Fundamental																																																								
<table border="1"> <thead> <tr> <th>Limit</th> <th>Over</th> <th>Read</th> <th>Ant</th> <th>Cable</th> <th>Preamp</th> <th>Aux</th> <th>APos</th> <th>TPos</th> <th>Remark</th> </tr> <tr> <th>Freq</th> <th>Level</th> <th>Line</th> <th>Margin</th> <th>Level</th> <th>Factor</th> <th>Loss</th> <th>Factor</th> <th>Factor</th> <th></th> </tr> <tr> <th>MHz</th> <th>dBuV/m</th> <th>dBuV/m</th> <th>dB</th> <th>dBuV</th> <th>dB/m</th> <th>dB</th> <th>dB</th> <th>dB</th> <th>cm</th> </tr> </thead> <tbody> <tr> <td>1</td> <td>5149.20</td> <td>58.56</td> <td>74.00</td> <td>-15.44</td> <td>45.22</td> <td>34.62</td> <td>11.86</td> <td>33.14</td> <td>0.00</td> <td>353</td> <td>296</td> <td>PEAK</td> </tr> </tbody> </table>		Limit	Over	Read	Ant	Cable	Preamp	Aux	APos	TPos	Remark	Freq	Level	Line	Margin	Level	Factor	Loss	Factor	Factor		MHz	dBuV/m	dBuV/m	dB	dBuV	dB/m	dB	dB	dB	cm	1	5149.20	58.56	74.00	-15.44	45.22	34.62	11.86	33.14	0.00	353	296	PEAK													
Limit	Over	Read	Ant	Cable	Preamp	Aux	APos	TPos	Remark																																																
Freq	Level	Line	Margin	Level	Factor	Loss	Factor	Factor																																																	
MHz	dBuV/m	dBuV/m	dB	dBuV	dB/m	dB	dB	dB	cm																																																
1	5149.20	58.56	74.00	-15.44	45.22	34.62	11.86	33.14	0.00	353	296	PEAK																																													
<table border="1"> <thead> <tr> <th>Limit</th> <th>Over</th> <th>Read</th> <th>Ant</th> <th>Cable</th> <th>Preamp</th> <th>Aux</th> <th>APos</th> <th>TPos</th> <th>Remark</th> </tr> <tr> <th>Freq</th> <th>Level</th> <th>Line</th> <th>Limit</th> <th>Level</th> <th>Factor</th> <th>Loss</th> <th>Factor</th> <th>Factor</th> <th></th> </tr> <tr> <th>MHz</th> <th>dBuV/m</th> <th>dBuV/m</th> <th>dB</th> <th>dBuV</th> <th>dB/m</th> <th>dB</th> <th>dB</th> <th>dB</th> <th>cm</th> </tr> </thead> <tbody> <tr> <td>1</td> <td>2404.00</td> <td>89.55</td> <td>68.30</td> <td>21.25</td> <td>83.65</td> <td>32.47</td> <td>7.89</td> <td>34.46</td> <td>0.00</td> <td>353</td> <td>296</td> <td>Peak</td> </tr> <tr> <td>2</td> <td>5190.00</td> <td>103.83</td> <td>68.30</td> <td>35.53</td> <td>90.40</td> <td>34.65</td> <td>11.90</td> <td>33.12</td> <td>0.00</td> <td>353</td> <td>296</td> <td>Peak</td> </tr> </tbody> </table>		Limit	Over	Read	Ant	Cable	Preamp	Aux	APos	TPos	Remark	Freq	Level	Line	Limit	Level	Factor	Loss	Factor	Factor		MHz	dBuV/m	dBuV/m	dB	dBuV	dB/m	dB	dB	dB	cm	1	2404.00	89.55	68.30	21.25	83.65	32.47	7.89	34.46	0.00	353	296	Peak	2	5190.00	103.83	68.30	35.53	90.40	34.65	11.90	33.12	0.00	353	296	Peak
Limit	Over	Read	Ant	Cable	Preamp	Aux	APos	TPos	Remark																																																
Freq	Level	Line	Limit	Level	Factor	Loss	Factor	Factor																																																	
MHz	dBuV/m	dBuV/m	dB	dBuV	dB/m	dB	dB	dB	cm																																																
1	2404.00	89.55	68.30	21.25	83.65	32.47	7.89	34.46	0.00	353	296	Peak																																													
2	5190.00	103.83	68.30	35.53	90.40	34.65	11.90	33.12	0.00	353	296	Peak																																													
Avg	Horizontal																																																								
<table border="1"> <thead> <tr> <th>Limit</th> <th>Over</th> <th>Read</th> <th>Ant</th> <th>Cable</th> <th>Preamp</th> <th>Aux</th> <th>APos</th> <th>TPos</th> <th>Remark</th> </tr> <tr> <th>Freq</th> <th>Level</th> <th>Line</th> <th>Margin</th> <th>Level</th> <th>Factor</th> <th>Loss</th> <th>Factor</th> <th>Factor</th> <th></th> </tr> <tr> <th>MHz</th> <th>dBuV/m</th> <th>dBuV/m</th> <th>dB</th> <th>dBuV</th> <th>dB/m</th> <th>dB</th> <th>dB</th> <th>dB</th> <th>cm</th> </tr> </thead> <tbody> <tr> <td>1</td> <td>5149.90</td> <td>49.91</td> <td>54.00</td> <td>-4.09</td> <td>36.57</td> <td>34.62</td> <td>11.86</td> <td>33.14</td> <td>0.00</td> <td>353</td> <td>296</td> <td>AVERAGE</td> </tr> </tbody> </table>		Limit	Over	Read	Ant	Cable	Preamp	Aux	APos	TPos	Remark	Freq	Level	Line	Margin	Level	Factor	Loss	Factor	Factor		MHz	dBuV/m	dBuV/m	dB	dBuV	dB/m	dB	dB	dB	cm	1	5149.90	49.91	54.00	-4.09	36.57	34.62	11.86	33.14	0.00	353	296	AVERAGE													
Limit	Over	Read	Ant	Cable	Preamp	Aux	APos	TPos	Remark																																																
Freq	Level	Line	Margin	Level	Factor	Loss	Factor	Factor																																																	
MHz	dBuV/m	dBuV/m	dB	dBuV	dB/m	dB	dB	dB	cm																																																
1	5149.90	49.91	54.00	-4.09	36.57	34.62	11.86	33.14	0.00	353	296	AVERAGE																																													
<table border="1"> <thead> <tr> <th>Limit</th> <th>Over</th> <th>Read</th> <th>Ant</th> <th>Cable</th> <th>Preamp</th> <th>Aux</th> <th>APos</th> <th>TPos</th> <th>Remark</th> </tr> <tr> <th>Freq</th> <th>Level</th> <th>Line</th> <th>Limit</th> <th>Level</th> <th>Factor</th> <th>Loss</th> <th>Factor</th> <th>Factor</th> <th></th> </tr> <tr> <th>MHz</th> <th>dBuV/m</th> <th>dBuV/m</th> <th>dB</th> <th>dBuV</th> <th>dB/m</th> <th>dB</th> <th>dB</th> <th>dB</th> <th>cm</th> </tr> </thead> <tbody> <tr> <td>1</td> <td>2404.00</td> <td>86.32</td> <td>-----</td> <td>-----</td> <td>80.42</td> <td>32.47</td> <td>7.89</td> <td>34.46</td> <td>0.00</td> <td>353</td> <td>296</td> <td>Average</td> </tr> <tr> <td>2</td> <td>5190.00</td> <td>96.84</td> <td>68.30</td> <td>28.54</td> <td>83.41</td> <td>34.65</td> <td>11.90</td> <td>33.12</td> <td>0.00</td> <td>353</td> <td>296</td> <td>Average</td> </tr> </tbody> </table>		Limit	Over	Read	Ant	Cable	Preamp	Aux	APos	TPos	Remark	Freq	Level	Line	Limit	Level	Factor	Loss	Factor	Factor		MHz	dBuV/m	dBuV/m	dB	dBuV	dB/m	dB	dB	dB	cm	1	2404.00	86.32	-----	-----	80.42	32.47	7.89	34.46	0.00	353	296	Average	2	5190.00	96.84	68.30	28.54	83.41	34.65	11.90	33.12	0.00	353	296	Average
Limit	Over	Read	Ant	Cable	Preamp	Aux	APos	TPos	Remark																																																
Freq	Level	Line	Limit	Level	Factor	Loss	Factor	Factor																																																	
MHz	dBuV/m	dBuV/m	dB	dBuV	dB/m	dB	dB	dB	cm																																																
1	2404.00	86.32	-----	-----	80.42	32.47	7.89	34.46	0.00	353	296	Average																																													
2	5190.00	96.84	68.30	28.54	83.41	34.65	11.90	33.12	0.00	353	296	Average																																													



	58																																							
Mode	Band Edge - R																																							
	U-NII-1_5.15-5.25_802.11ax HE40_CH38_Full RU_5190MHz																																							
ANT	CDD 9+10																																							
Pol.	Horizontal	Fundamental																																						
Peak	<table border="1" data-bbox="263 1115 774 1238"> <thead> <tr> <th>Limit</th> <th>Read</th> <th>Ant</th> <th>Cable</th> <th>Preamp</th> <th>Aux</th> <th>APos</th> <th>TPos</th> <th>Remark</th> </tr> <tr> <th>Freq</th> <th>Level</th> <th>Line</th> <th>Margin</th> <th>Level</th> <th>Factor</th> <th>Loss</th> <th>Factor</th> <th>Factor</th> </tr> <tr> <th>MHz</th> <th>dBuV/m</th> <th>dBuV/m</th> <th>dB</th> <th>dBuV</th> <th>dB/m</th> <th>dB</th> <th>dB</th> <th>cm</th> <th>deg</th> </tr> </thead> <tbody> <tr> <td>1 5382.78</td> <td>54.46</td> <td>74.00</td> <td>-19.54</td> <td>40.65</td> <td>34.81</td> <td>12.07</td> <td>33.07</td> <td>0.00</td> <td>353 296 PEAK</td> </tr> </tbody> </table>	Limit	Read	Ant	Cable	Preamp	Aux	APos	TPos	Remark	Freq	Level	Line	Margin	Level	Factor	Loss	Factor	Factor	MHz	dBuV/m	dBuV/m	dB	dBuV	dB/m	dB	dB	cm	deg	1 5382.78	54.46	74.00	-19.54	40.65	34.81	12.07	33.07	0.00	353 296 PEAK	Blank
Limit	Read	Ant	Cable	Preamp	Aux	APos	TPos	Remark																																
Freq	Level	Line	Margin	Level	Factor	Loss	Factor	Factor																																
MHz	dBuV/m	dBuV/m	dB	dBuV	dB/m	dB	dB	cm	deg																															
1 5382.78	54.46	74.00	-19.54	40.65	34.81	12.07	33.07	0.00	353 296 PEAK																															
Avg	<table border="1" data-bbox="263 1794 774 1917"> <thead> <tr> <th>Limit</th> <th>Read</th> <th>Ant</th> <th>Cable</th> <th>Preamp</th> <th>Aux</th> <th>APos</th> <th>TPos</th> <th>Remark</th> </tr> <tr> <th>Freq</th> <th>Level</th> <th>Line</th> <th>Margin</th> <th>Level</th> <th>Factor</th> <th>Loss</th> <th>Factor</th> <th>Factor</th> </tr> <tr> <th>MHz</th> <th>dBuV/m</th> <th>dBuV/m</th> <th>dB</th> <th>dBuV</th> <th>dB/m</th> <th>dB</th> <th>dB</th> <th>cm</th> <th>deg</th> </tr> </thead> <tbody> <tr> <td>1 5460.00</td> <td>44.45</td> <td>54.00</td> <td>-9.55</td> <td>30.47</td> <td>34.87</td> <td>12.15</td> <td>33.04</td> <td>0.00</td> <td>353 296 AVERAGE</td> </tr> </tbody> </table>	Limit	Read	Ant	Cable	Preamp	Aux	APos	TPos	Remark	Freq	Level	Line	Margin	Level	Factor	Loss	Factor	Factor	MHz	dBuV/m	dBuV/m	dB	dBuV	dB/m	dB	dB	cm	deg	1 5460.00	44.45	54.00	-9.55	30.47	34.87	12.15	33.04	0.00	353 296 AVERAGE	Blank
Limit	Read	Ant	Cable	Preamp	Aux	APos	TPos	Remark																																
Freq	Level	Line	Margin	Level	Factor	Loss	Factor	Factor																																
MHz	dBuV/m	dBuV/m	dB	dBuV	dB/m	dB	dB	cm	deg																															
1 5460.00	44.45	54.00	-9.55	30.47	34.87	12.15	33.04	0.00	353 296 AVERAGE																															



58																																																													
Mode	Band Edge - L																																																												
U-NII-1_5.15-5.25_802.11ax HE40_CH38_Full RU_5190MHz																																																													
ANT	CDD 9+10																																																												
Pol.	Vertical																																																												
Peak	<table border="1"> <thead> <tr> <th>Limit</th> <th>Over</th> <th>Read</th> <th>Ant</th> <th>Cable Preamp</th> <th>Aux</th> <th>APos</th> <th>TPos</th> <th>Remark</th> </tr> <tr> <th>Freq</th> <th>Level</th> <th>Line Margin</th> <th>Level Factor</th> <th>Loss Factor</th> <th>Factor</th> <th></th> <th></th> <th></th> </tr> <tr> <th>MHz</th> <th>dBuV/m</th> <th>dBuV/m</th> <th>dB</th> <th>dBuV</th> <th>dB/m</th> <th>dB</th> <th>dB</th> <th>cm</th> <th>deg</th> </tr> </thead> <tbody> <tr> <td>1</td> <td>5142.30</td> <td>57.52</td> <td>74.00</td> <td>-16.48</td> <td>44.19</td> <td>34.61</td> <td>11.86</td> <td>33.14</td> <td>0.00</td> <td>372</td> <td>204</td> <td>PEAK</td> </tr> </tbody> </table>	Limit	Over	Read	Ant	Cable Preamp	Aux	APos	TPos	Remark	Freq	Level	Line Margin	Level Factor	Loss Factor	Factor				MHz	dBuV/m	dBuV/m	dB	dBuV	dB/m	dB	dB	cm	deg	1	5142.30	57.52	74.00	-16.48	44.19	34.61	11.86	33.14	0.00	372	204	PEAK																			
	Limit	Over	Read	Ant	Cable Preamp	Aux	APos	TPos	Remark																																																				
Freq	Level	Line Margin	Level Factor	Loss Factor	Factor																																																								
MHz	dBuV/m	dBuV/m	dB	dBuV	dB/m	dB	dB	cm	deg																																																				
1	5142.30	57.52	74.00	-16.48	44.19	34.61	11.86	33.14	0.00	372	204	PEAK																																																	
<table border="1"> <thead> <tr> <th>Limit</th> <th>Over</th> <th>Read</th> <th>Ant</th> <th>Cable Preamp</th> <th>Aux</th> <th>APos</th> <th>TPos</th> <th>Remark</th> </tr> <tr> <th>Freq</th> <th>Level</th> <th>Line</th> <th>Limit</th> <th>Level</th> <th>Factor</th> <th>Loss</th> <th>Factor</th> <th>Factor</th> <th>Factor</th> <th>cm</th> <th>deg</th> <th>Remark</th> </tr> <tr> <th>MHz</th> <th>dBuV/m</th> <th>dBuV/m</th> <th>dB</th> <th>dBuV</th> <th>dB/m</th> <th>dB</th> <th>dB</th> <th>dB</th> <th>dB</th> <th>cm</th> <th>deg</th> <th></th> </tr> </thead> <tbody> <tr> <td>1</td> <td>2404.00</td> <td>88.40</td> <td>68.30</td> <td>20.10</td> <td>82.50</td> <td>32.47</td> <td>7.89</td> <td>34.46</td> <td>0.00</td> <td>372</td> <td>204</td> <td>Peak</td> </tr> <tr> <td>2</td> <td>5190.00</td> <td>103.64</td> <td>68.30</td> <td>35.34</td> <td>90.21</td> <td>34.65</td> <td>11.90</td> <td>33.12</td> <td>0.00</td> <td>372</td> <td>204</td> <td>Peak</td> </tr> </tbody> </table>	Limit	Over	Read	Ant	Cable Preamp	Aux	APos	TPos	Remark	Freq	Level	Line	Limit	Level	Factor	Loss	Factor	Factor	Factor	cm	deg	Remark	MHz	dBuV/m	dBuV/m	dB	dBuV	dB/m	dB	dB	dB	dB	cm	deg		1	2404.00	88.40	68.30	20.10	82.50	32.47	7.89	34.46	0.00	372	204	Peak	2	5190.00	103.64	68.30	35.34	90.21	34.65	11.90	33.12	0.00	372	204	Peak
Limit	Over	Read	Ant	Cable Preamp	Aux	APos	TPos	Remark																																																					
Freq	Level	Line	Limit	Level	Factor	Loss	Factor	Factor	Factor	cm	deg	Remark																																																	
MHz	dBuV/m	dBuV/m	dB	dBuV	dB/m	dB	dB	dB	dB	cm	deg																																																		
1	2404.00	88.40	68.30	20.10	82.50	32.47	7.89	34.46	0.00	372	204	Peak																																																	
2	5190.00	103.64	68.30	35.34	90.21	34.65	11.90	33.12	0.00	372	204	Peak																																																	
Avg	<table border="1"> <thead> <tr> <th>Limit</th> <th>Over</th> <th>Read</th> <th>Ant</th> <th>Cable Preamp</th> <th>Aux</th> <th>APos</th> <th>TPos</th> <th>Remark</th> </tr> <tr> <th>Freq</th> <th>Level</th> <th>Line Margin</th> <th>Level Factor</th> <th>Loss Factor</th> <th>Factor</th> <th></th> <th></th> <th></th> </tr> <tr> <th>MHz</th> <th>dBuV/m</th> <th>dBuV/m</th> <th>dB</th> <th>dBuV</th> <th>dB/m</th> <th>dB</th> <th>dB</th> <th>cm</th> <th>deg</th> </tr> </thead> <tbody> <tr> <td>1</td> <td>5149.90</td> <td>47.91</td> <td>54.00</td> <td>-6.09</td> <td>34.57</td> <td>34.62</td> <td>11.86</td> <td>33.14</td> <td>0.00</td> <td>372</td> <td>204</td> <td>AVERAGE</td> </tr> </tbody> </table>	Limit	Over	Read	Ant	Cable Preamp	Aux	APos	TPos	Remark	Freq	Level	Line Margin	Level Factor	Loss Factor	Factor				MHz	dBuV/m	dBuV/m	dB	dBuV	dB/m	dB	dB	cm	deg	1	5149.90	47.91	54.00	-6.09	34.57	34.62	11.86	33.14	0.00	372	204	AVERAGE																			
	Limit	Over	Read	Ant	Cable Preamp	Aux	APos	TPos	Remark																																																				
Freq	Level	Line Margin	Level Factor	Loss Factor	Factor																																																								
MHz	dBuV/m	dBuV/m	dB	dBuV	dB/m	dB	dB	cm	deg																																																				
1	5149.90	47.91	54.00	-6.09	34.57	34.62	11.86	33.14	0.00	372	204	AVERAGE																																																	
<table border="1"> <thead> <tr> <th>Limit</th> <th>Over</th> <th>Read</th> <th>Ant</th> <th>Cable Preamp</th> <th>Aux</th> <th>APos</th> <th>TPos</th> <th>Remark</th> </tr> <tr> <th>Freq</th> <th>Level</th> <th>Line</th> <th>Limit</th> <th>Level</th> <th>Factor</th> <th>Loss</th> <th>Factor</th> <th>Factor</th> <th>Factor</th> <th>cm</th> <th>deg</th> <th>Remark</th> </tr> <tr> <th>MHz</th> <th>dBuV/m</th> <th>dBuV/m</th> <th>dB</th> <th>dBuV</th> <th>dB/m</th> <th>dB</th> <th>dB</th> <th>dB</th> <th>dB</th> <th>cm</th> <th>deg</th> <th></th> </tr> </thead> <tbody> <tr> <td>1</td> <td>2404.00</td> <td>85.22</td> <td>68.30</td> <td>16.92</td> <td>79.32</td> <td>32.47</td> <td>7.89</td> <td>34.46</td> <td>0.00</td> <td>372</td> <td>204</td> <td>Average</td> </tr> <tr> <td>2</td> <td>5190.00</td> <td>96.28</td> <td>68.30</td> <td>27.98</td> <td>82.85</td> <td>34.65</td> <td>11.90</td> <td>33.12</td> <td>0.00</td> <td>372</td> <td>204</td> <td>Average</td> </tr> </tbody> </table>	Limit	Over	Read	Ant	Cable Preamp	Aux	APos	TPos	Remark	Freq	Level	Line	Limit	Level	Factor	Loss	Factor	Factor	Factor	cm	deg	Remark	MHz	dBuV/m	dBuV/m	dB	dBuV	dB/m	dB	dB	dB	dB	cm	deg		1	2404.00	85.22	68.30	16.92	79.32	32.47	7.89	34.46	0.00	372	204	Average	2	5190.00	96.28	68.30	27.98	82.85	34.65	11.90	33.12	0.00	372	204	Average
Limit	Over	Read	Ant	Cable Preamp	Aux	APos	TPos	Remark																																																					
Freq	Level	Line	Limit	Level	Factor	Loss	Factor	Factor	Factor	cm	deg	Remark																																																	
MHz	dBuV/m	dBuV/m	dB	dBuV	dB/m	dB	dB	dB	dB	cm	deg																																																		
1	2404.00	85.22	68.30	16.92	79.32	32.47	7.89	34.46	0.00	372	204	Average																																																	
2	5190.00	96.28	68.30	27.98	82.85	34.65	11.90	33.12	0.00	372	204	Average																																																	



	58																																							
Mode	Band Edge - R																																							
	U-NII-1_5.15-5.25_802.11ax HE40_CH38_Full RU_5190MHz																																							
ANT	CDD 9+10																																							
Pol.	Vertical	Fundamental																																						
Peak	<table border="1"> <thead> <tr> <th>Limit</th> <th>Read</th> <th>Ant</th> <th>Cable</th> <th>Preamp</th> <th>Aux</th> <th>APos</th> <th>TPos</th> <th>Remark</th> </tr> <tr> <th>Freq</th> <th>Level</th> <th>Line</th> <th>Margin</th> <th>Level</th> <th>Factor</th> <th>Loss</th> <th>Factor</th> <th>Factor</th> </tr> <tr> <th>MHz</th> <th>dBuV/m</th> <th>dBuV/m</th> <th>dB</th> <th>dBuV</th> <th>dB/m</th> <th>dB</th> <th>dB</th> <th>cm</th> <th>deg</th> </tr> </thead> <tbody> <tr> <td>1 5425.71</td> <td>55.12</td> <td>74.00</td> <td>-18.88</td> <td>41.21</td> <td>34.84</td> <td>12.12</td> <td>33.05</td> <td>0.00</td> <td>372 204 PEAK</td> </tr> </tbody> </table>	Limit	Read	Ant	Cable	Preamp	Aux	APos	TPos	Remark	Freq	Level	Line	Margin	Level	Factor	Loss	Factor	Factor	MHz	dBuV/m	dBuV/m	dB	dBuV	dB/m	dB	dB	cm	deg	1 5425.71	55.12	74.00	-18.88	41.21	34.84	12.12	33.05	0.00	372 204 PEAK	Blank
Limit	Read	Ant	Cable	Preamp	Aux	APos	TPos	Remark																																
Freq	Level	Line	Margin	Level	Factor	Loss	Factor	Factor																																
MHz	dBuV/m	dBuV/m	dB	dBuV	dB/m	dB	dB	cm	deg																															
1 5425.71	55.12	74.00	-18.88	41.21	34.84	12.12	33.05	0.00	372 204 PEAK																															
Avg	<table border="1"> <thead> <tr> <th>Limit</th> <th>Read</th> <th>Ant</th> <th>Cable</th> <th>Preamp</th> <th>Aux</th> <th>APos</th> <th>TPos</th> <th>Remark</th> </tr> <tr> <th>Freq</th> <th>Level</th> <th>Line</th> <th>Margin</th> <th>Level</th> <th>Factor</th> <th>Loss</th> <th>Factor</th> <th>Factor</th> </tr> <tr> <th>MHz</th> <th>dBuV/m</th> <th>dBuV/m</th> <th>dB</th> <th>dBuV</th> <th>dB/m</th> <th>dB</th> <th>dB</th> <th>cm</th> <th>deg</th> </tr> </thead> <tbody> <tr> <td>1 5457.30</td> <td>44.44</td> <td>54.00</td> <td>-9.56</td> <td>30.46</td> <td>34.87</td> <td>12.15</td> <td>33.04</td> <td>0.00</td> <td>372 204 AVERAGE</td> </tr> </tbody> </table>	Limit	Read	Ant	Cable	Preamp	Aux	APos	TPos	Remark	Freq	Level	Line	Margin	Level	Factor	Loss	Factor	Factor	MHz	dBuV/m	dBuV/m	dB	dBuV	dB/m	dB	dB	cm	deg	1 5457.30	44.44	54.00	-9.56	30.46	34.87	12.15	33.04	0.00	372 204 AVERAGE	Blank
Limit	Read	Ant	Cable	Preamp	Aux	APos	TPos	Remark																																
Freq	Level	Line	Margin	Level	Factor	Loss	Factor	Factor																																
MHz	dBuV/m	dBuV/m	dB	dBuV	dB/m	dB	dB	cm	deg																															
1 5457.30	44.44	54.00	-9.56	30.46	34.87	12.15	33.04	0.00	372 204 AVERAGE																															



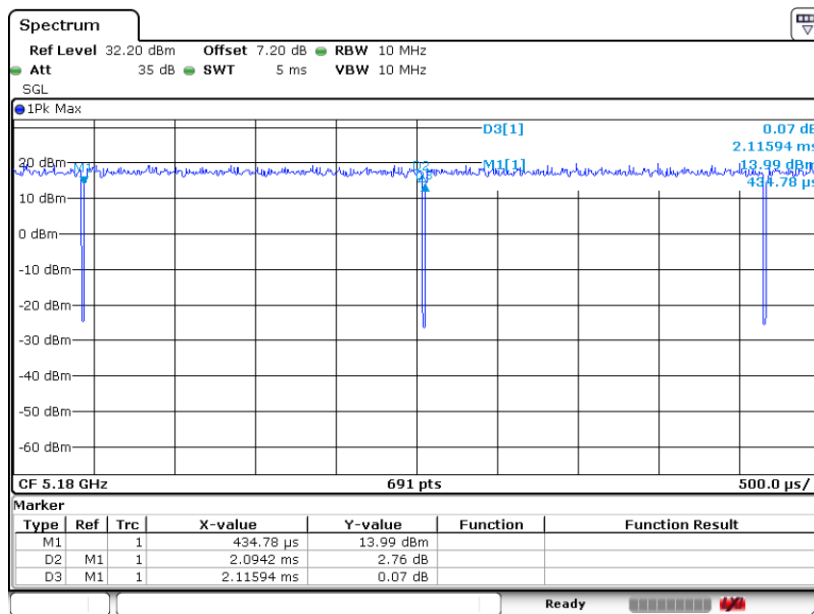
Mode	58																																																																													
	Harmonic																																																																													
	U-NII-1_5.15-5.25_802.11ax HE40_CH38_Full RU_5190MHz																																																																													
ANT	CDD 9+10																																																																													
Pol.	Horizontal	Vertical																																																																												
Peak Avg	<table border="1"> <thead> <tr> <th>Limit</th> <th>Read</th> <th>Ant</th> <th>Cable</th> <th>Preamp</th> <th>Aux</th> <th>APos</th> <th>TPos</th> <th>Remark</th> </tr> <tr> <th>Freq</th> <th>Level</th> <th>Line Margin</th> <th>Level Factor</th> <th>Loss Factor</th> <th>Factor</th> <th></th> <th></th> <th></th> </tr> <tr> <th>MHz</th> <th>dBuV/m</th> <th>dBuV/m</th> <th>dB</th> <th>dBuV</th> <th>dB/m</th> <th>dB</th> <th>dB</th> <th>cm</th> <th>deg</th> </tr> </thead> <tbody> <tr> <td>1 10380.00</td> <td>49.24</td> <td>68.30</td> <td>-19.06</td> <td>57.53</td> <td>38.07</td> <td>16.87</td> <td>63.23</td> <td>0.00</td> <td>100 360 PEAK</td> </tr> </tbody> </table>	Limit	Read	Ant	Cable	Preamp	Aux	APos	TPos	Remark	Freq	Level	Line Margin	Level Factor	Loss Factor	Factor				MHz	dBuV/m	dBuV/m	dB	dBuV	dB/m	dB	dB	cm	deg	1 10380.00	49.24	68.30	-19.06	57.53	38.07	16.87	63.23	0.00	100 360 PEAK	<table border="1"> <thead> <tr> <th>Limit</th> <th>Read</th> <th>Ant</th> <th>Cable</th> <th>Preamp</th> <th>Aux</th> <th>APos</th> <th>TPos</th> <th>Remark</th> </tr> <tr> <th>Freq</th> <th>Level</th> <th>Line Margin</th> <th>Level Factor</th> <th>Loss Factor</th> <th>Factor</th> <th></th> <th></th> <th></th> </tr> <tr> <th>MHz</th> <th>dBuV/m</th> <th>dBuV/m</th> <th>dB</th> <th>dBuV</th> <th>dB/m</th> <th>dB</th> <th>dB</th> <th>cm</th> <th>deg</th> </tr> </thead> <tbody> <tr> <td>1 10380.00</td> <td>48.58</td> <td>68.30</td> <td>-19.72</td> <td>56.87</td> <td>38.07</td> <td>16.87</td> <td>63.23</td> <td>0.00</td> <td>100 0 PEAK</td> </tr> </tbody> </table>	Limit	Read	Ant	Cable	Preamp	Aux	APos	TPos	Remark	Freq	Level	Line Margin	Level Factor	Loss Factor	Factor				MHz	dBuV/m	dBuV/m	dB	dBuV	dB/m	dB	dB	cm	deg	1 10380.00	48.58	68.30	-19.72	56.87	38.07	16.87	63.23	0.00	100 0 PEAK
Limit	Read	Ant	Cable	Preamp	Aux	APos	TPos	Remark																																																																						
Freq	Level	Line Margin	Level Factor	Loss Factor	Factor																																																																									
MHz	dBuV/m	dBuV/m	dB	dBuV	dB/m	dB	dB	cm	deg																																																																					
1 10380.00	49.24	68.30	-19.06	57.53	38.07	16.87	63.23	0.00	100 360 PEAK																																																																					
Limit	Read	Ant	Cable	Preamp	Aux	APos	TPos	Remark																																																																						
Freq	Level	Line Margin	Level Factor	Loss Factor	Factor																																																																									
MHz	dBuV/m	dBuV/m	dB	dBuV	dB/m	dB	dB	cm	deg																																																																					
1 10380.00	48.58	68.30	-19.72	56.87	38.07	16.87	63.23	0.00	100 0 PEAK																																																																					



Appendix D. Duty Cycle Plots

Antenna	Band	Duty Cycle(%)	T(ms)	1/T(kHz)	VBW Setting
9+10	802.11a	98.97	-	-	10Hz
9+10	5GHz 802.11ax HE20	100	-	-	10Hz
9+10	5GHz 802.11ax HE40	100	-	-	10Hz
9+10	5GHz 802.11ax HE80	100	-	-	10Hz
9+10	5GHz 802.11ax HE160	100	-	-	10Hz

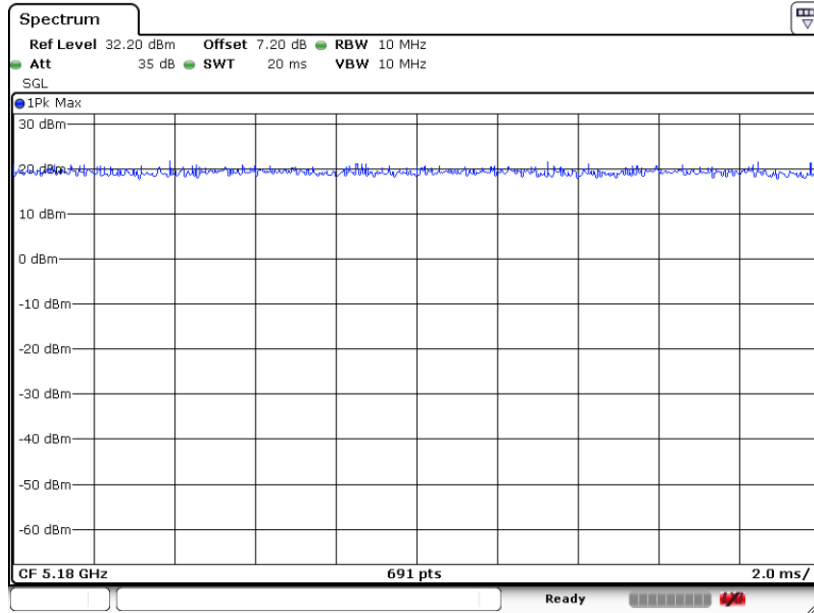
802.11a



Date: 9.OCT.2022 02:53:36

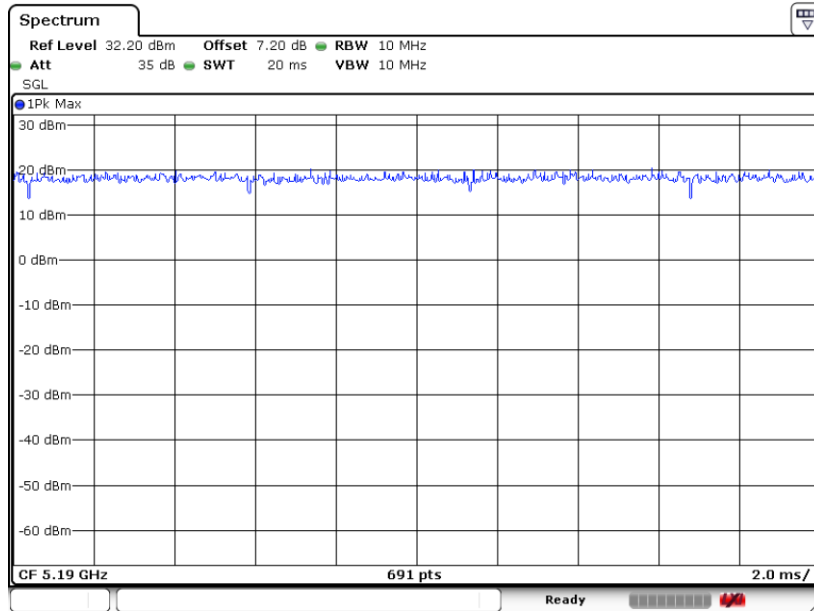


802.11ax HE20



Date: 9.OCT.2022 03:35:36

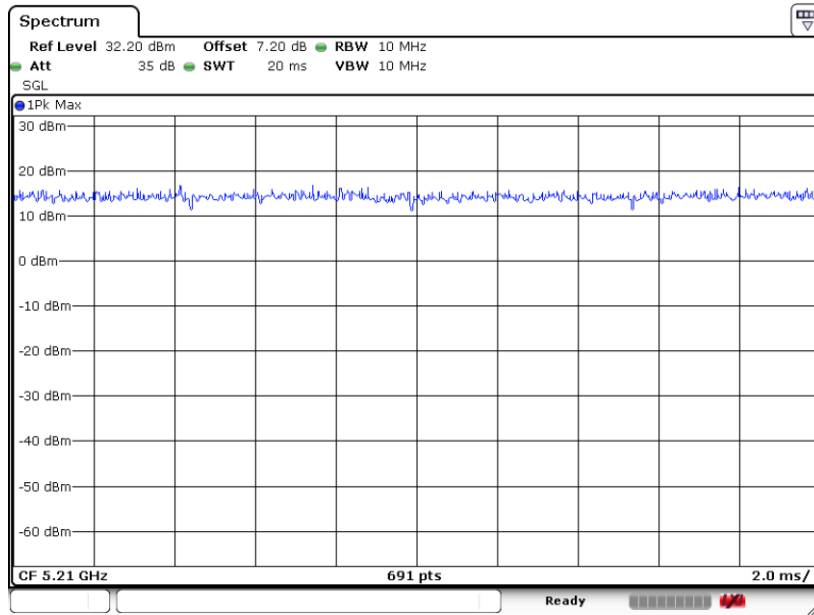
802.11ax HE40



Date: 9.OCT.2022 03:37:54

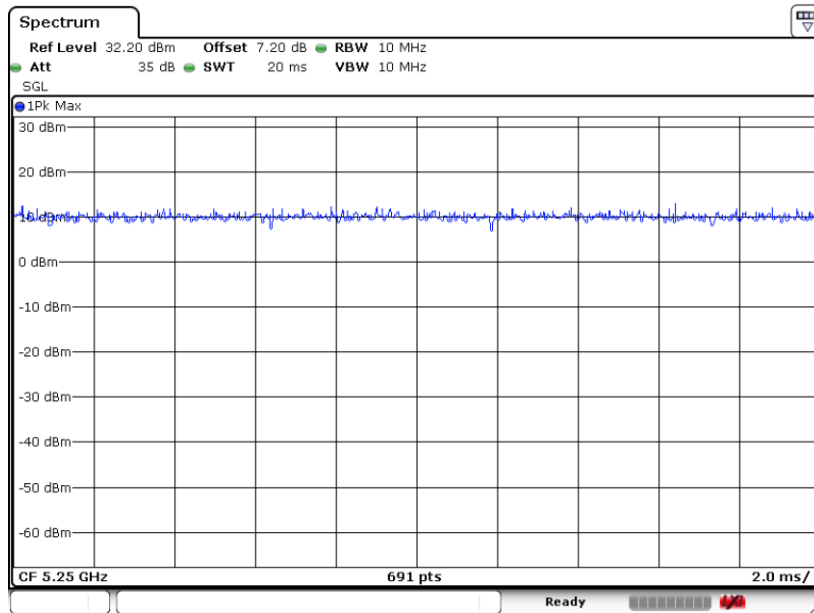


802.11ax HE80



Date: 9.OCT.2022 03:41:04

802.11ax HE160



Date: 9.OCT.2022 03:43:49