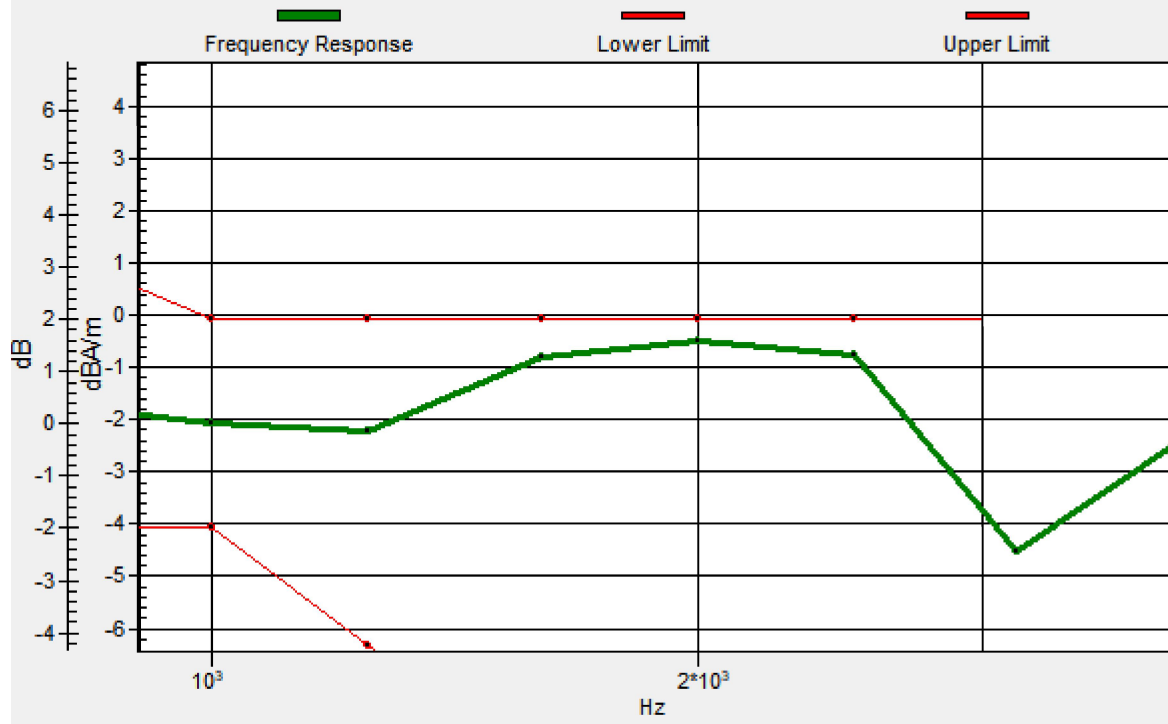


# General Scans/z (axial) wideband at best S/N/ABM Freq Resp(x,y,z,f)

Loc: -0.6, 0.5, 3.7 mm Diff: 0.43dB



### P05 T-Coil\_WCDMA V\_Ch4182\_AMR4.75kbps\_Axial (Z)

Communication System: WCDMA; Frequency: 836.4 MHz; Duty Cycle: 1:1

Medium: Air Medium parameters used:  $\sigma = 0$  S/m,  $\epsilon_r = 1$ ;  $\rho = 0$  kg/m<sup>3</sup>

Ambient Temperature : 23.5°C

DASY5 Configuration:

- Probe: AM1DV3 - 3144; ; Calibrated: 9/21/2020
- Sensor-Surface: 0mm (Fix Surface)
- Electronics: DAE4 Sn1633; Calibrated: 9/28/2020
- Phantom: HAC Test Arch with AMCC; Type: SD HAC P01 BA;
- Measurement SW: DASY52, Version 52.10 (4); SEMCAD X Version 14.6.14 (7483)


**General Scans/z (axial) 4.2mm 50 x 50/ABM SNR(x,y,z) (13x13x1):** Measurement grid:

dx=10mm, dy=10mm

ABM1/ABM2 = 54.09 dB

ABM1 comp = 7.52 dBA/m

Location: 0, 0, 3.7 mm



0 dB = 506.3 = 54.09 dB

### P05 T-Coil\_WCDMA V\_Ch4182\_AMR4.75kbps\_Radial (Y)

Communication System: WCDMA; Frequency: 836.4 MHz; Duty Cycle: 1:1

Medium: Air Medium parameters used:  $\sigma = 0 \text{ S/m}$ ,  $\epsilon_r = 1$ ;  $\rho = 0 \text{ kg/m}^3$

Ambient Temperature : 23.5°C

DASY5 Configuration:

- Probe: AM1DV3 - 3144; ; Calibrated: 9/21/2020
- Sensor-Surface: 0mm (Fix Surface)
- Electronics: DAE4 Sn1633; Calibrated: 9/28/2020
- Phantom: HAC Test Arch with AMCC; Type: SD HAC P01 BA;
- Measurement SW: DASY52, Version 52.10 (4); SEMCAD X Version 14.6.14 (7483)


### General Scans/y (transversal) 4.2mm 50 x 50/ABM SNR(x,y,z) (13x13x1):

Measurement grid: dx=10mm, dy=10mm

ABM1/ABM2 = 49.48 dB

ABM1 comp = -2.95 dBA/m

Location: -4.2, 8.3, 3.7 mm



0 dB = 297.9 = 49.48 dB

### P05 T-Coil\_WCDMA V\_Ch4182\_AMR4.75kbps\_Freq Resp

Communication System: WCDMA; Frequency: 836.4 MHz; Duty Cycle: 1:1

Medium: Air Medium parameters used:  $\sigma = 0 \text{ S/m}$ ,  $\epsilon_r = 1$ ;  $\rho = 0 \text{ kg/m}^3$

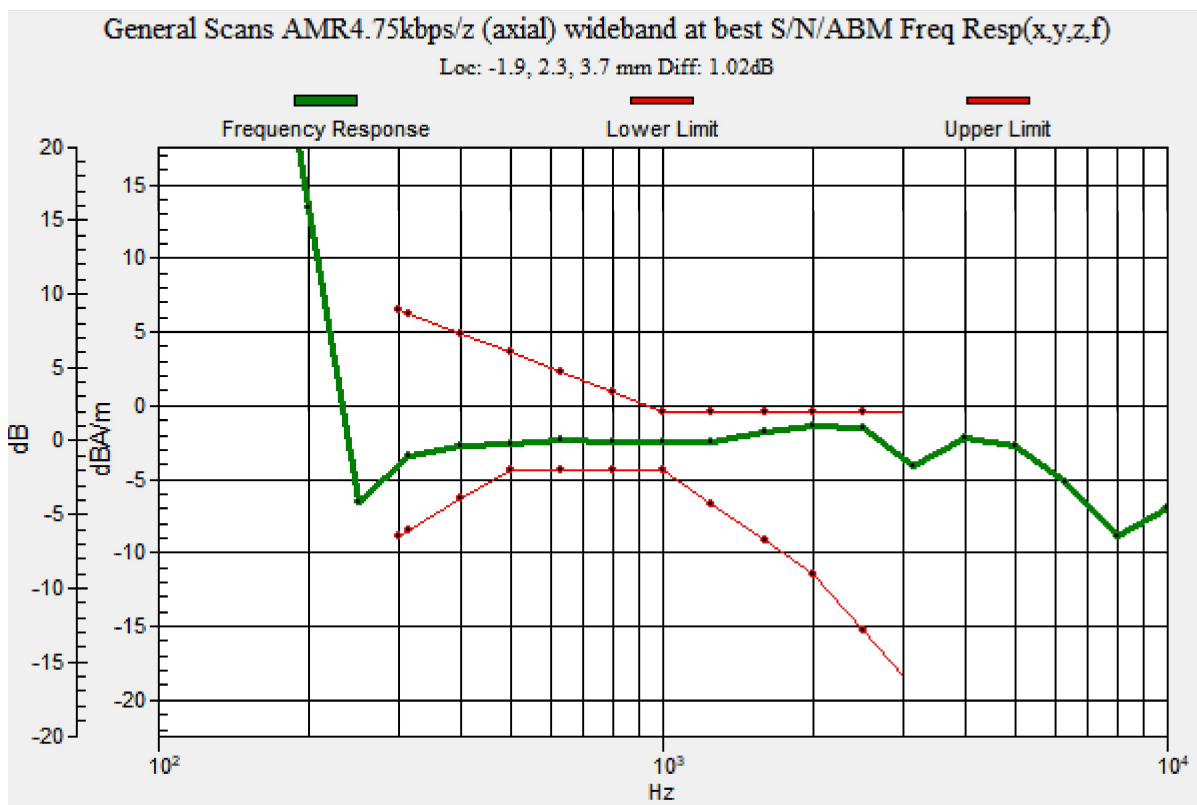
Ambient Temperature : 23.5°C

DASY5 Configuration:

- Probe: AM1DV3 - 3144; ; Calibrated: 9/21/2020
- Sensor-Surface: 0mm (Fix Surface)
- Electronics: DAE4 Sn1633; Calibrated: 9/28/2020
- Phantom: HAC Test Arch with AMCC; Type: SD HAC P01 BA;
- Measurement SW: DASY52, Version 52.10 (4); SEMCAD X Version 14.6.14 (7483)

### General Scans/z (axial) wideband at best S/N/ABM Freq Resp(x,y,z,f) (1x1x1):

Measurement grid: dx=10mm, dy=10mm



### P06 T-Coil\_LTE 2\_QPSK20M\_Ch18900\_1RB\_OS0\_EVS NB 5.9kbps\_Axial (Z)

Communication System: LTE; Frequency: 1880 MHz; Duty Cycle: 1:1

Medium: Air Medium parameters used:  $\sigma = 0$  S/m,  $\epsilon_r = 1$ ;  $\rho = 0$  kg/m<sup>3</sup>

Ambient Temperature : 23.5°C

DASY5 Configuration:

- Probe: AM1DV3 - 3144; ; Calibrated: 9/21/2020
- Sensor-Surface: 0mm (Fix Surface)
- Electronics: DAE4 Sn1633; Calibrated: 9/28/2020
- Phantom: HAC Test Arch with AMCC; Type: SD HAC P01 BA;
- Measurement SW: DASY52, Version 52.10 (4); SEMCAD X Version 14.6.14 (7483)

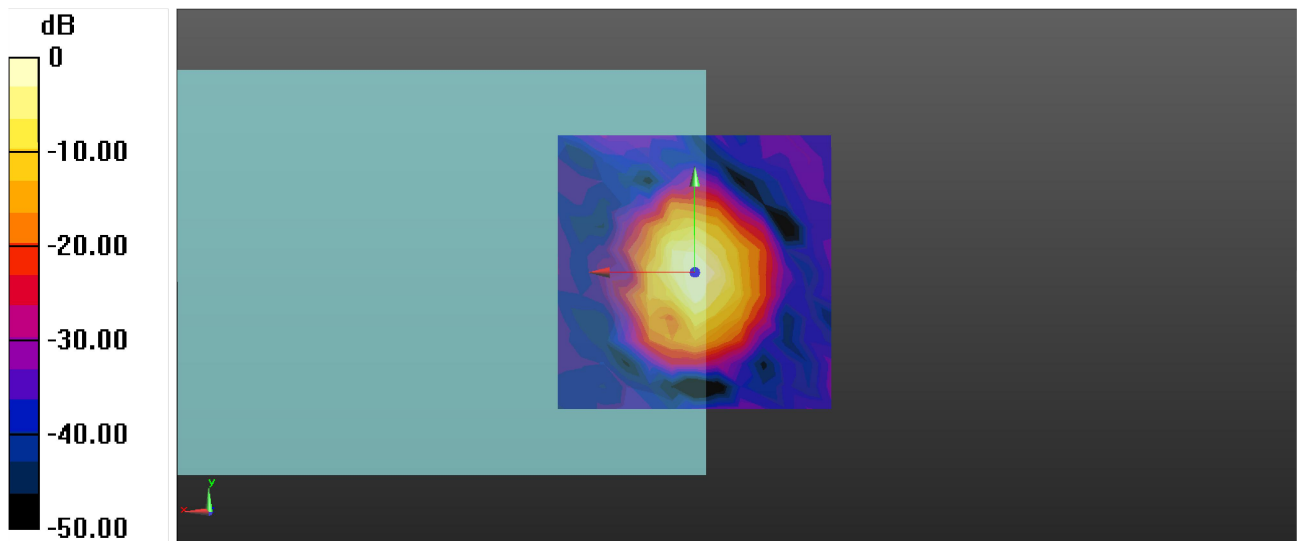
**General Scans/z (axial) 4.2mm 50 x 50/ABM SNR(x,y,z) (13x13x1):** Measurement grid:

dx=10mm, dy=10mm

ABM1/ABM2 = 51.00 dB

ABM1 comp = 5.18 dBA/m

Location: 0, 0, 3.7 mm



0 dB = 355.0 = 51.00 dB

### P06 T-Coil\_LTE 2\_QPSK20M\_Ch18900\_1RB\_OS0\_EVS NB 5.9kbps\_Radial (Y)

Communication System: LTE; Frequency: 1880 MHz; Duty Cycle: 1:1

Medium: Air Medium parameters used:  $\sigma = 0$  S/m,  $\epsilon_r = 1$ ;  $\rho = 0$  kg/m<sup>3</sup>

Ambient Temperature : 23.5°C

DASY5 Configuration:

- Probe: AM1DV3 - 3144; ; Calibrated: 9/21/2020
- Sensor-Surface: 0mm (Fix Surface)
- Electronics: DAE4 Sn1633; Calibrated: 9/28/2020
- Phantom: HAC Test Arch with AMCC; Type: SD HAC P01 BA;
- Measurement SW: DASY52, Version 52.10 (4); SEMCAD X Version 14.6.14 (7483)

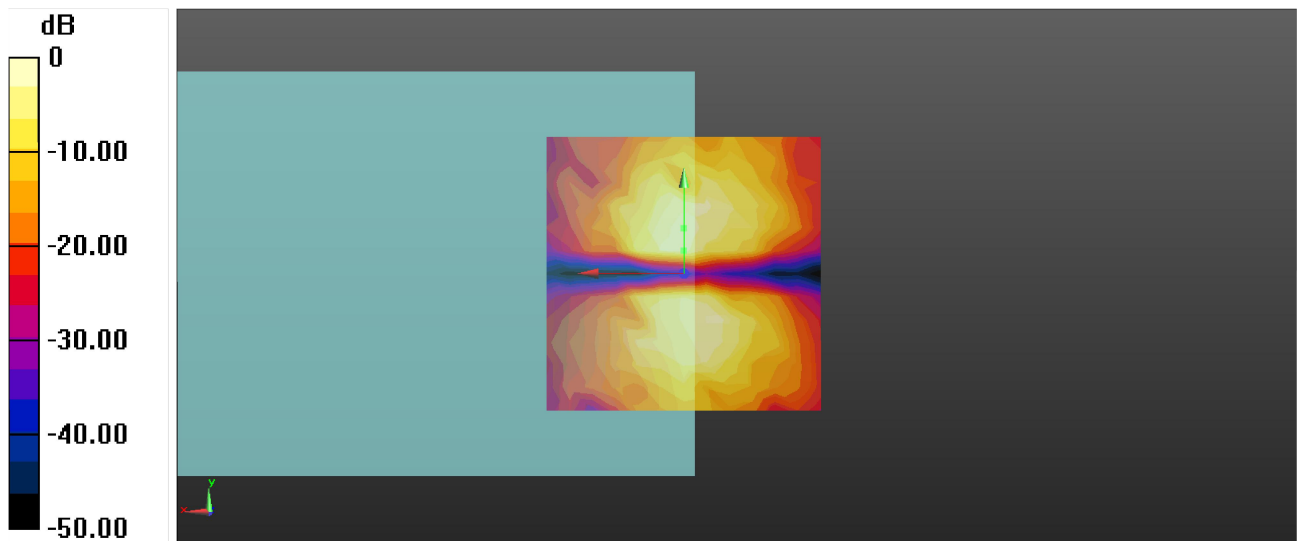
### General Scans/y (transversal) 4.2mm 50 x 50/ABM SNR(x,y,z) (13x13x1):

Measurement grid: dx=10mm, dy=10mm

ABM1/ABM2 = 43.67 dB

ABM1 comp = -7.33 dBA/m

Location: 0, 4.2, 3.7 mm



0 dB = 152.5 = 43.67 dB

### P06 T-Coil\_LTE 2\_QPSK20M\_Ch18900\_1RB\_OS0\_EVS NB 5.9kbps\_Freq Resp

Communication System: LTE; Frequency: 1880 MHz; Duty Cycle: 1:1

Medium: Air Medium parameters used:  $\sigma = 0 \text{ S/m}$ ,  $\epsilon_r = 1$ ;  $\rho = 0 \text{ kg/m}^3$

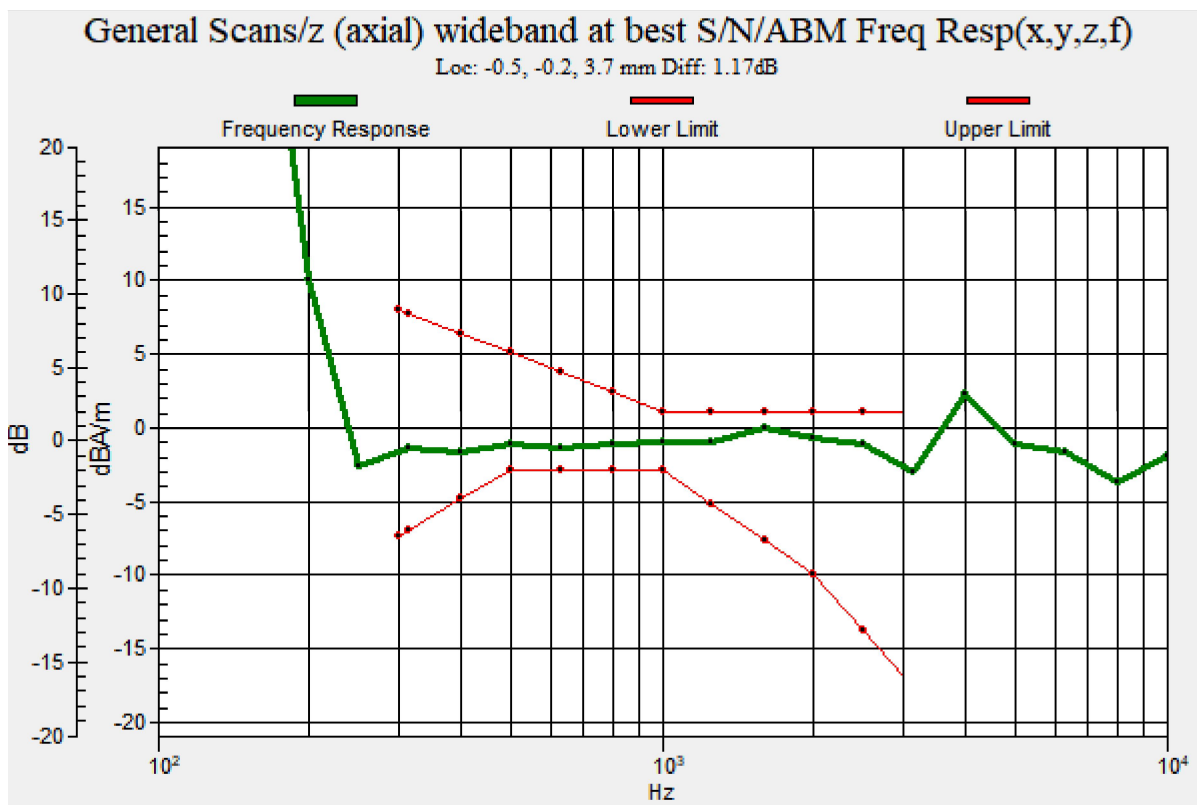
Ambient Temperature : 23.5°C

DASY5 Configuration:

- Probe: AM1DV3 - 3144; ; Calibrated: 9/21/2020
- Sensor-Surface: 0mm (Fix Surface)
- Electronics: DAE4 Sn1633; Calibrated: 9/28/2020
- Phantom: HAC Test Arch with AMCC; Type: SD HAC P01 BA;
- Measurement SW: DASY52, Version 52.10 (4); SEMCAD X Version 14.6.14 (7483)

### General Scans/z (axial) wideband at best S/N/ABM Freq Resp(x,y,z,f) (1x1x1):

Measurement grid: dx=10mm, dy=10mm



### P07 T-Coil\_LTE 4\_QPSK20M\_Ch20175\_1RB\_OS0\_EVS NB 5.9kbps\_Axial (Z)

Communication System: LTE; Frequency: 1732.5 MHz; Duty Cycle: 1:1

Medium: Air Medium parameters used:  $\sigma = 0$  S/m,  $\epsilon_r = 1$ ;  $\rho = 0$  kg/m<sup>3</sup>

Ambient Temperature : 23.5°C

DASY5 Configuration:

- Probe: AM1DV3 - 3144; ; Calibrated: 9/21/2020
- Sensor-Surface: 0mm (Fix Surface)
- Electronics: DAE4 Sn1633; Calibrated: 9/28/2020
- Phantom: HAC Test Arch with AMCC; Type: SD HAC P01 BA;
- Measurement SW: DASY52, Version 52.10 (4); SEMCAD X Version 14.6.14 (7483)


**General Scans/z (axial) 4.2mm 50 x 50/ABM SNR(x,y,z) (13x13x1):** Measurement grid:

dx=10mm, dy=10mm

ABM1/ABM2 = 51.86 dB

ABM1 comp = 5.58 dBA/m

Location: 0, 0, 3.7 mm



0 dB = 391.6 = 51.86 dB



### P07 T-Coil\_LTE 4\_QPSK20M\_Ch20175\_1RB\_OS0\_EVS NB 5.9kbps\_Radial (Y)

Communication System: LTE; Frequency: 1732.5 MHz; Duty Cycle: 1:1

Medium: Air Medium parameters used:  $\sigma = 0 \text{ S/m}$ ,  $\epsilon_r = 1$ ;  $\rho = 0 \text{ kg/m}^3$

Ambient Temperature : 23.5°C

DASY5 Configuration:

- Probe: AM1DV3 - 3144; ; Calibrated: 9/21/2020
- Sensor-Surface: 0mm (Fix Surface)
- Electronics: DAE4 Sn1633; Calibrated: 9/28/2020
- Phantom: HAC Test Arch with AMCC; Type: SD HAC P01 BA;
- Measurement SW: DASY52, Version 52.10 (4); SEMCAD X Version 14.6.14 (7483)


### General Scans/y (transversal) 4.2mm 50 x 50/ABM SNR(x,y,z) (13x13x1):

Measurement grid: dx=10mm, dy=10mm

ABM1/ABM2 = 44.19 dB

ABM1 comp = -7.20 dBA/m

Location: 0, 4.2, 3.7 mm



0 dB = 162.1 = 44.19 dB

**P07 T-Coil\_LTE 4\_QPSK20M\_Ch20175\_1RB\_OS0\_EVS NB 5.9kbps\_Freq Resp**

Communication System: LTE; Frequency: 1732.5 MHz; Duty Cycle: 1:1

Medium: Air Medium parameters used:  $\sigma = 0 \text{ S/m}$ ,  $\epsilon_r = 1$ ;  $\rho = 0 \text{ kg/m}^3$

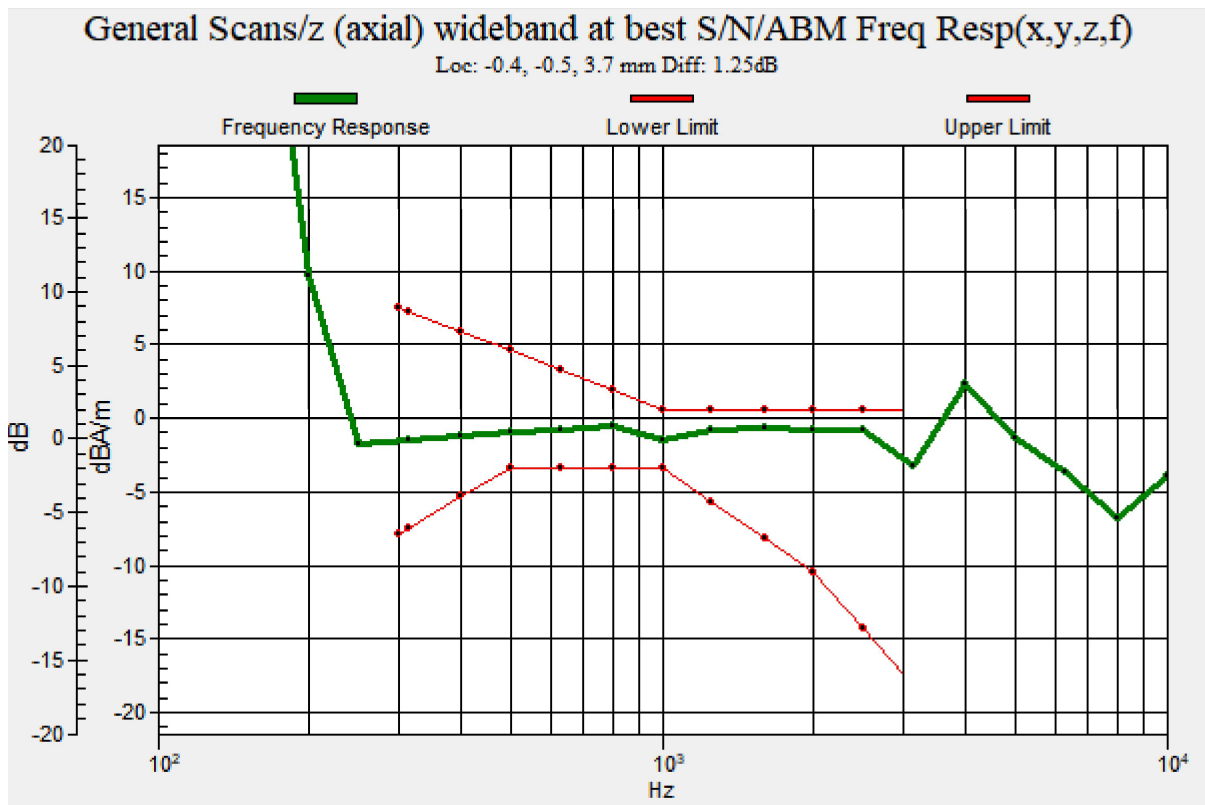
Ambient Temperature : 23.5°C

DASY5 Configuration:

- Probe: AM1DV3 - 3144; ; Calibrated: 9/21/2020
- Sensor-Surface: 0mm (Fix Surface)
- Electronics: DAE4 Sn1633; Calibrated: 9/28/2020
- Phantom: HAC Test Arch with AMCC; Type: SD HAC P01 BA;
- Measurement SW: DASY52, Version 52.10 (4); SEMCAD X Version 14.6.14 (7483)

**General Scans/z (axial) wideband at best S/N/ABM Freq Resp(x,y,z,f) (1x1x1):**

Measurement grid: dx=10mm, dy=10mm



### P08 T-Coil\_LTE 5\_QPSK10M\_Ch20525\_1RB\_OS0\_EVS NB 5.9kbps\_Axial (Z)

Communication System: LTE; Frequency: 836.5 MHz; Duty Cycle: 1:1

Medium: Air Medium parameters used:  $\sigma = 0$  S/m,  $\epsilon_r = 1$ ;  $\rho = 0$  kg/m<sup>3</sup>

Ambient Temperature : 23.5°C

DASY5 Configuration:

- Probe: AM1DV3 - 3144; ; Calibrated: 9/21/2020
- Sensor-Surface: 0mm (Fix Surface)
- Electronics: DAE4 Sn1633; Calibrated: 9/28/2020
- Phantom: HAC Test Arch with AMCC; Type: SD HAC P01 BA;
- Measurement SW: DASY52, Version 52.10 (4); SEMCAD X Version 14.6.14 (7483)


**General Scans/z (axial) 4.2mm 50 x 50/ABM SNR(x,y,z) (13x13x1):** Measurement grid:

dx=10mm, dy=10mm

ABM1/ABM2 = 50.79 dB

ABM1 comp = 2.96 dBA/m

Location: -4.2, 0, 3.7 mm



0 dB = 346.3 = 50.79 dB

### P08 T-Coil\_LTE 5\_QPSK10M\_Ch20525\_1RB\_OS0\_EVS NB 5.9kbps\_Radial (Y)

Communication System: LTE; Frequency: 836.5 MHz; Duty Cycle: 1:1

Medium: Air Medium parameters used:  $\sigma = 0$  S/m,  $\epsilon_r = 1$ ;  $\rho = 0$  kg/m<sup>3</sup>

Ambient Temperature : 23.5°C

DASY5 Configuration:

- Probe: AM1DV3 - 3144; ; Calibrated: 9/21/2020
- Sensor-Surface: 0mm (Fix Surface)
- Electronics: DAE4 Sn1633; Calibrated: 9/28/2020
- Phantom: HAC Test Arch with AMCC; Type: SD HAC P01 BA;
- Measurement SW: DASY52, Version 52.10 (4); SEMCAD X Version 14.6.14 (7483)


### General Scans/y (transversal) 4.2mm 50 x 50/ABM SNR(x,y,z) (13x13x1):

Measurement grid: dx=10mm, dy=10mm

ABM1/ABM2 = 45.80 dB

ABM1 comp = -2.14 dBA/m

Location: 0, 8.3, 3.7 mm



0 dB = 194.9 = 45.80 dB

### P08 T-Coil\_LTE 5\_QPSK10M\_Ch20525\_1RB\_OS0\_EVS NB 5.9kbps\_Freq Resp

Communication System: LTE; Frequency: 836.5 MHz; Duty Cycle: 1:1

Medium: Air Medium parameters used:  $\sigma = 0 \text{ S/m}$ ,  $\epsilon_r = 1$ ;  $\rho = 0 \text{ kg/m}^3$

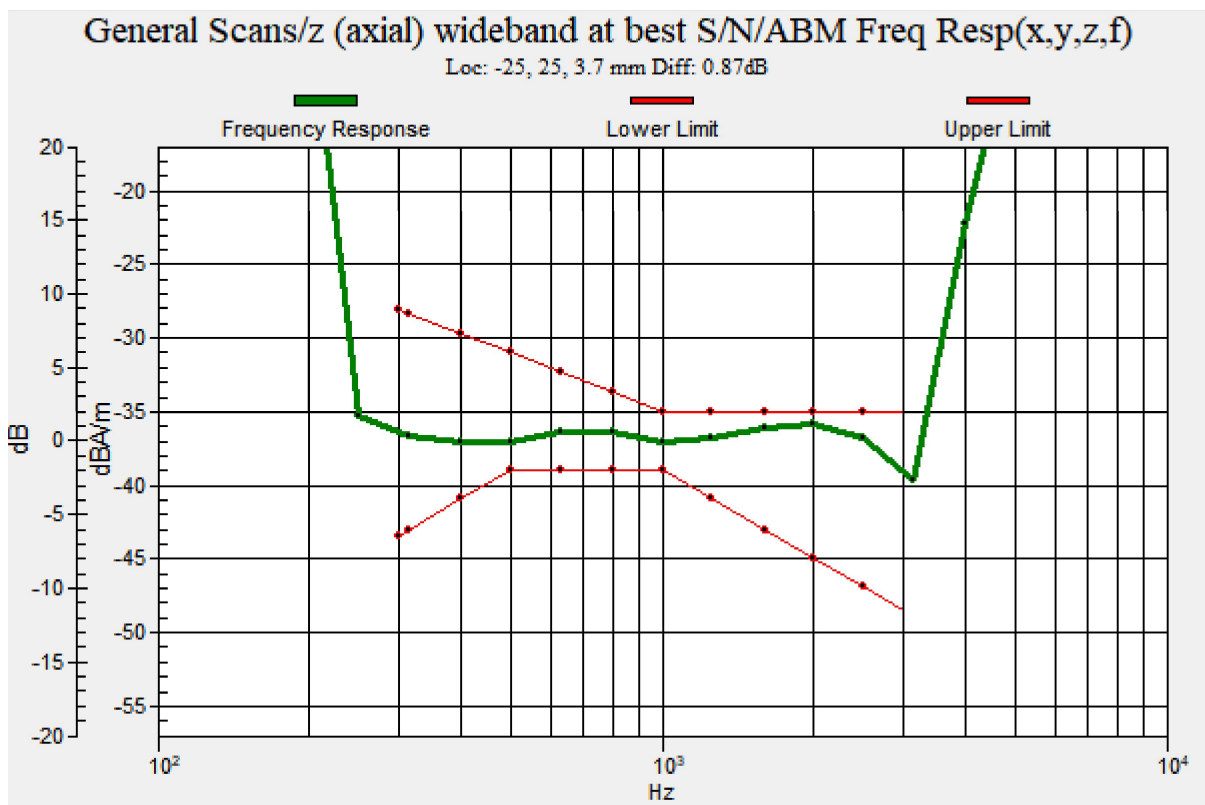
Ambient Temperature : 23.5°C

DASY5 Configuration:

- Probe: AM1DV3 - 3144; ; Calibrated: 9/21/2020
- Sensor-Surface: 0mm (Fix Surface)
- Electronics: DAE4 Sn1633; Calibrated: 9/28/2020
- Phantom: HAC Test Arch with AMCC; Type: SD HAC P01 BA;
- Measurement SW: DASY52, Version 52.10 (4); SEMCAD X Version 14.6.14 (7483)

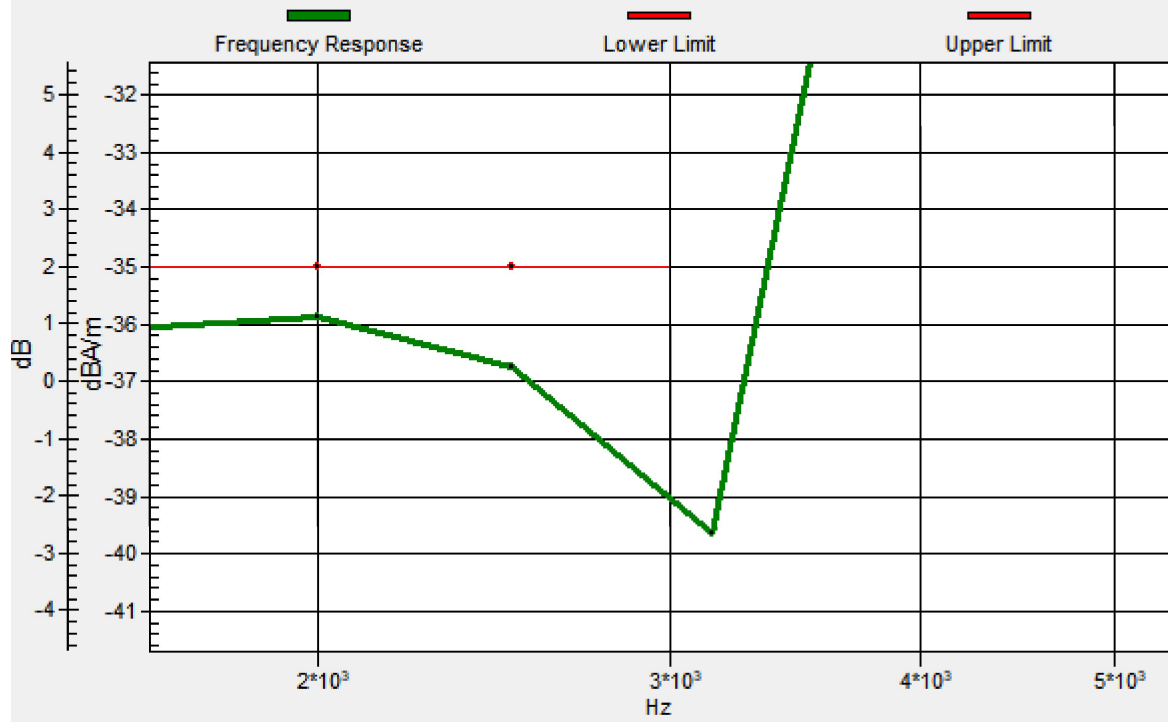
### General Scans/z (axial) wideband at best S/N/ABM Freq Resp(x,y,z,f) (1x1x1):

Measurement grid: dx=10mm, dy=10mm



# General Scans/z (axial) wideband at best S/N/ABM Freq Resp(x,y,z,f)

Loc: -25, 25, 3.7 mm Diff: 0.87dB



### P09 T-Coil\_LTE 7\_QPSK20M\_Ch21100\_1RB\_OS0\_EVS NB 5.9kbps\_Axial (Z)

Communication System: LTE; Frequency: 2535 MHz; Duty Cycle: 1:1

Medium: Air Medium parameters used:  $\sigma = 0$  S/m,  $\epsilon_r = 1$ ;  $\rho = 0$  kg/m<sup>3</sup>

Ambient Temperature : 23.5°C

DASY5 Configuration:

- Probe: AM1DV3 - 3144; ; Calibrated: 9/21/2020
- Sensor-Surface: 0mm (Fix Surface)
- Electronics: DAE4 Sn1633; Calibrated: 9/28/2020
- Phantom: HAC Test Arch with AMCC; Type: SD HAC P01 BA;
- Measurement SW: DASY52, Version 52.10 (4); SEMCAD X Version 14.6.14 (7483)

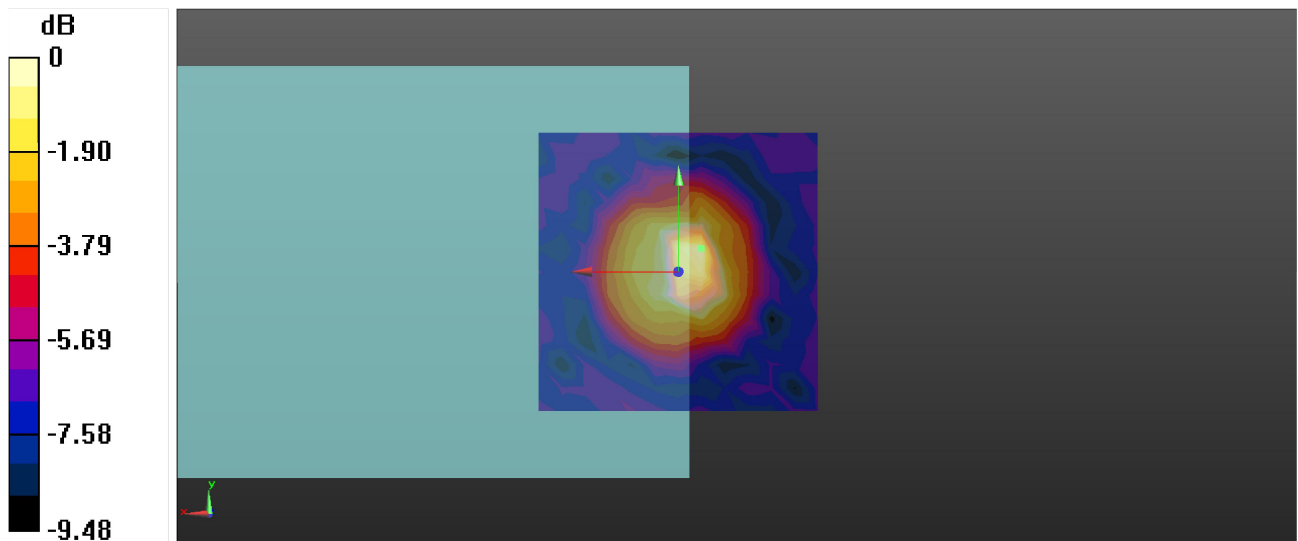
**General Scans/z (axial) 4.2mm 50 x 50/ABM SNR(x,y,z) (13x13x1):** Measurement grid:

dx=10mm, dy=10mm

ABM1/ABM2 = 50.31 dB

ABM1 comp = 1.28 dBA/m

Location: -4.2, 4.2, 3.7 mm



0 dB = 327.7 = 50.31 dB

### P09 T-Coil\_LTE 7\_QPSK20M\_Ch21100\_1RB\_OS0\_EVS NB 5.9kbps\_Radial (Y)

Communication System: LTE; Frequency: 2535 MHz; Duty Cycle: 1:1

Medium: Air Medium parameters used:  $\sigma = 0$  S/m,  $\epsilon_r = 1$ ;  $\rho = 0$  kg/m<sup>3</sup>

Ambient Temperature : 23.5°C

DASY5 Configuration:

- Probe: AM1DV3 - 3144; ; Calibrated: 9/21/2020
- Sensor-Surface: 0mm (Fix Surface)
- Electronics: DAE4 Sn1633; Calibrated: 9/28/2020
- Phantom: HAC Test Arch with AMCC; Type: SD HAC P01 BA;
- Measurement SW: DASY52, Version 52.10 (4); SEMCAD X Version 14.6.14 (7483)

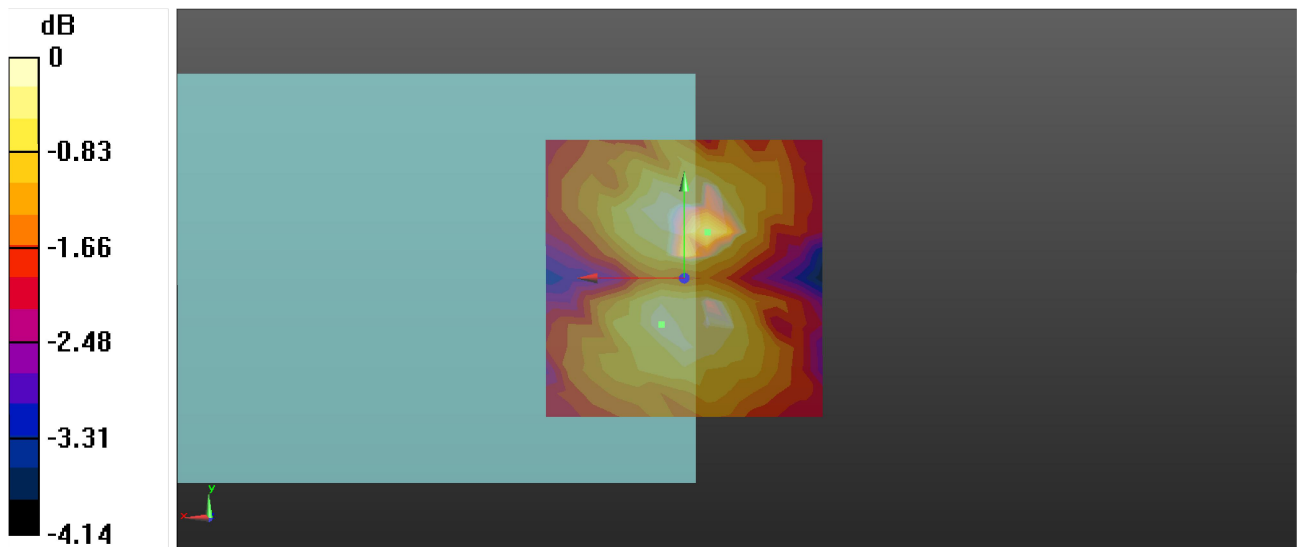
### General Scans/y (transversal) 4.2mm 50 x 50/ABM SNR(x,y,z) (13x13x1):

Measurement grid: dx=10mm, dy=10mm

ABM1/ABM2 = 43.47 dB

ABM1 comp = -7.92 dBA/m

Location: -4.2, 8.3, 3.7 mm



0 dB = 149.2 = 43.47 dB