



# FCC RADIO TEST REPORT

**FCC ID** : HD5-CT30PL1N  
**Equipment** : Mobile computer  
**Brand Name** : Honeywell  
**Model Name** : CT30PL1N  
**Applicant** : Honeywell International Inc.  
9680 Old Bailes Road, Fort Mill, SC 29707 USA  
**Manufacturer** : Honeywell International Inc.  
9680 Old Bailes Road, Fort Mill, SC 29707 USA  
**Standard** : FCC 47 CFR Part 2, 22(H), 24(E), 27(L)

The product was received on Feb. 14, 2022 and testing was performed from Feb. 26, 2022 to Apr. 20, 2022. We, Sporton International Inc. EMC & Wireless Communications Laboratory, would like to declare that the tested sample has been evaluated in accordance with the test procedures given in ANSI / TIA-603-E and has been in compliance with the applicable technical standards.

The test results in this report apply exclusively to the tested model / sample. Without written approval from Sporton International Inc. EMC & Wireless Communications Laboratory, the test report shall not be reproduced except in full.

*Louis Wu*

Approved by: Louis Wu

**Sporton International Inc. EMC & Wireless Communications Laboratory**

No. 52, Huaya 1st Rd., Guishan Dist., Taoyuan City 333, Taiwan (R.O.C.)



# Table of Contents

**History of this test report.....3**

**Summary of Test Result.....4**

**1 General Description .....5**

    1.1 Product Feature of Equipment Under Test .....5

    1.2 Modification of EUT .....5

    1.3 Testing Location .....6

    1.4 Applicable Standards .....6

**2 Test Configuration of Equipment Under Test .....7**

    2.1 Test Mode.....7

    2.2 Connection Diagram of Test System .....8

    2.3 Support Unit used in test configuration .....8

    2.4 Measurement Results Explanation Example .....8

    2.5 Frequency List of Low/Middle/High Channels.....9

**3 Conducted Test Result .....10**

    3.1 Measuring Instruments.....10

    3.2 Conducted Output Power and ERP/EIRP .....11

    3.3 Peak-to-Average Ratio .....12

    3.4 99% Occupied Bandwidth and 26dB Bandwidth Measurement.....13

    3.5 Conducted Band Edge .....14

    3.6 Conducted Spurious Emission .....15

    3.7 Frequency Stability.....16

**4 Radiated Test Items .....17**

    4.1 Measuring Instruments.....17

    4.2 Test Setup .....17

    4.3 Test Result of Radiated Test.....18

    4.4 Field Strength of Spurious Radiation Measurement .....19

**5 List of Measuring Equipment.....20**

**6 Uncertainty of Evaluation .....22**

**Appendix A. Test Results of Conducted Test**

**Appendix B. Test Results of Radiated Test**

**Appendix C. Test Setup Photographs**





## Summary of Test Result

Report Clause	Ref Std. Clause	Test Items	Result (PASS/FAIL)	Remark
3.2	§2.1046	Conducted Output Power	Pass	-
	§22.913 (a)(5)	Effective Radiated Power (GSM850) (WCDMA Band V)		
	§24.232 (c)	Equivalent Isotropic Radiated Power (GSM1900) (WCDMA Band II)		
	§27.50 (d)(4)	Equivalent Isotropic Radiated Power (WCDMA Band IV)		
3.3	§24.232 (d)	Peak-to-Average Ratio	Pass	
3.4	§2.1049 §22.917 (b) §24.238 (b) §27.53 (g)	Occupied Bandwidth (GSM850) (WCDMA Band V) (GSM1900) (WCDMA Band II) (WCDMA Band IV)	Pass	-
3.5	§2.1051 §22.917 (a) §24.238 (a) §27.53 (g)	Band Edge Measurement (GSM850) (WCDMA Band V) (GSM1900) (WCDMA Band II) (WCDMA Band IV)	Pass	-
3.6	§2.1051 §22.917 (a) §24.238 (a) §27.53 (g)	Conducted Emission (GSM850) (WCDMA Band V) (GSM1900) (WCDMA Band II) (WCDMA Band IV)	Pass	-
3.7	§2.1055 §22.355 §24.235 §27.54	Frequency Stability Temperature & Voltage	Pass	-
4.4	§2.1053 §22.917 (a) §24.238 (a) §27.53 (h)	Field Strength of Spurious Radiation (GSM850) (WCDMA Band V) (GSM1900) (WCDMA Band II) (WCDMA Band IV)	Pass	12.50 dB under the limit at 37000 MHz

**Declaration of Conformity:**

- The test results (PASS/FAIL) with all measurement uncertainty excluded are presented in accordance with the regulation limits or requirements declared by manufacturers.  
It's means measurement values may risk exceeding the limit of regulation standards, if measurement uncertainty is include in test results.
- The measurement uncertainty please refer to this report "Uncertainty of Evaluation".

**Comments and Explanations:**

The product specifications of the EUT presented in the report are declared by the manufacturer who shall take full responsibility for the authenticity.

**Reviewed by: Wei Chen**

**Report Producer: Vivian Hsu**



# 1 General Description

## 1.1 Product Feature of Equipment Under Test

GSM/WCDMA/LTE, Bluetooth, Wi-Fi 2.4GHz 802.11b/g/n/ac, Wi-Fi 5GHz 802.11a/n/ac, NFC, and GNSS.

Product Feature	
HW Version	v1.0
SW Version	OS.11.003-HON.11.003
Sample	Scanner S0703
Antenna Type	WWAN <Ant. 1>: Loop Antenna <Ant. 2>: PIFA Antenna <Ant. 3>: Monopole Antenna WLAN: PIFA Antenna Bluetooth: PIFA Antenna GPS / Glonass / BDS / Galileo: PIFA Antenna NFC: Loop Antenna
Antenna Gain	<Ant. 1> Cellular Band: -2.2 dBi <Ant. 2> PCS Band: 1.2 dBi AWS Band: 3.0 dBi

**Remark:**

1. The EUT's information above is declared by manufacturer. Please refer to Comments and Explanations in report summary.
2. Internal tracking board version is DVT1 and SW PN is 311.C0.00.0838-G-DEBUG.

## 1.2 Modification of EUT

No modifications made to the EUT during the testing.



### 1.3 Testing Location

<b>Test Site</b>	Sporton International Inc. EMC & Wireless Communications Laboratory
<b>Test Site Location</b>	No.52, Huaya 1st Rd., Guishan Dist., Taoyuan City 333, Taiwan (R.O.C.) TEL: +886-3-327-3456 FAX: +886-3-328-4978
<b>Test Site No.</b>	<b>Sporton Site No.</b>
	TH03-HY
<b>Test Engineer</b>	Nina Cheng
<b>Temperature (°C)</b>	21~22
<b>Relative Humidity (%)</b>	51~52

<b>Test Site</b>	Sporton International Inc. Wensan Laboratory
<b>Test Site Location</b>	No.58, Aly. 75, Ln. 564, Wenhua 3rd, Rd., Guishan Dist., Taoyuan City 333010, Taiwan (R.O.C.) TEL: +886-3-327-0868 FAX: +886-3-327-0855
<b>Test Site No.</b>	<b>Sporton Site No.</b>
	03CH15-HY (TAF Code: 3786)
<b>Test Engineer</b>	Leo Li, Mancy Chouand Bigshow Wang
<b>Temperature (°C)</b>	22.5~24.5
<b>Relative Humidity (%)</b>	40~60
<b>Remark</b>	The Radiated Spurious Emission test item subcontracted to Sporton International Inc. Wensan Laboratory.

**Note:** The test site complies with ANSI C63.4 2014 requirement.

FCC Designation No.: TW1190 and TW3786

### 1.4 Applicable Standards

According to the specifications declared by the manufacturer, the EUT must comply with the requirements of the following standards:

- ♦ ANSI C63.26-2015
- ♦ ANSI / TIA-603-E
- ♦ FCC 47 CFR Part 2, 22(H), 24(E), 27(L)
- ♦ FCC KDB 971168 D01 Power Meas. License Digital Systems v03r01
- ♦ FCC KDB 412172 D01 Determining ERP and EIRP v01r01
- ♦ FCC KDB 414788 D01 Radiated Test Site v01r01

**Remark:**

1. All the test items were validated and recorded in accordance with the standards without any modification during the testing.
2. The TAF code is not including all the FCC KDB listed without accreditation.



## 2 Test Configuration of Equipment Under Test

### 2.1 Test Mode

Antenna port conducted and radiated test items were performed according to KDB 971168 D01 Power Meas. License Digital Systems v03r01 with maximum output power.

For radiated measurement, the measured emission level of the EUT was maximized by rotating the EUT on a turntable, adjusting the orientation of the EUT and EUT antenna in three orthogonal axis (X: flat, Y: portrait, Z: landscape), and adjusting the measurement antenna orientation, following C63.26 exploratory test procedures and find X Plane for AWS Band; Y Plane for Cellular Band; Z Plane for PCS Band as worst plane.

Radiated emissions were investigated as following frequency range:

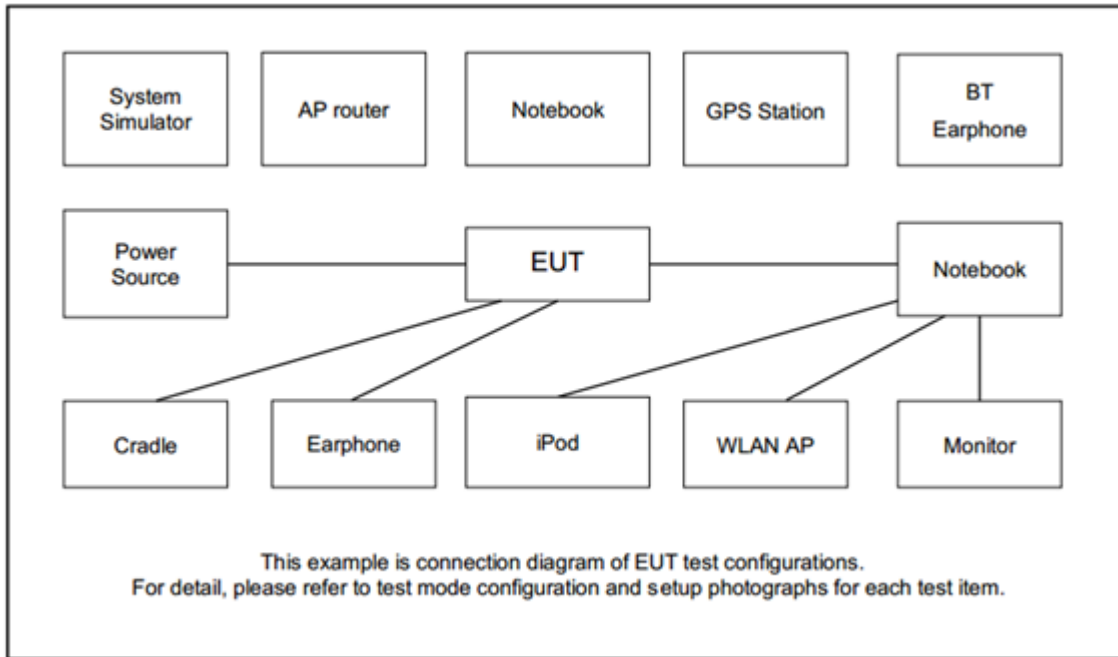
1. 30 MHz to 9000 MHz for GSM850 and WCDMA Band V
2. 30 MHz to 18000 MHz for WCDMA Band IV
3. 30 MHz to 19100 MHz for GSM1900 and WCDMA Band II

All modes, data rates and positions were investigated.

Test modes are chosen to be reported as the worst case configuration below:

Test Modes		
Band	Radiated TCs	Conducted TCs
GSM850	<ul style="list-style-type: none"><li>■ GPRS Class 8 Link</li><li>■ EDGE Class 8 Link</li></ul>	<ul style="list-style-type: none"><li>■ GPRS Class 8 Link</li><li>■ EDGE Class 8 Link</li></ul>
GSM1900	<ul style="list-style-type: none"><li>■ GPRS Class 8 Link</li><li>■ EDGE Class 8 Link</li></ul>	<ul style="list-style-type: none"><li>■ GPRS Class 8 Link</li><li>■ EDGE Class 8 Link</li></ul>
WCDMA Band V	<ul style="list-style-type: none"><li>■ RMC 12.2Kbps Link</li></ul>	<ul style="list-style-type: none"><li>■ RMC 12.2Kbps Link</li></ul>
WCDMA Band II	<ul style="list-style-type: none"><li>■ RMC 12.2Kbps Link</li></ul>	<ul style="list-style-type: none"><li>■ RMC 12.2Kbps Link</li></ul>
WCDMA Band IV	<ul style="list-style-type: none"><li>■ RMC 12.2Kbps Link</li></ul>	<ul style="list-style-type: none"><li>■ RMC 12.2Kbps Link</li></ul>

## 2.2 Connection Diagram of Test System



## 2.3 Support Unit used in test configuration

Item	Equipment	Brand Name	Model No.	FCC ID	Data Cable	Power Cord
1.	System Simulator	Anritsu	MT8820C	N/A	N/A	Unshielded, 1.8 m
2.	System Simulator	Anritsu	MT8821C	N/A	N/A	Unshielded, 1.8 m

## 2.4 Measurement Results Explanation Example

### For all conducted test items:

The offset level is set in the spectrum analyzer to compensate the RF cable loss and attenuator factor between RF conducted output port and spectrum analyzer. With the offset compensation, the spectrum analyzer reading level will be exactly the RF output level.

The spectrum analyzer offset is derived from RF cable loss and attenuator factor.

Offset = RF cable loss + attenuator factor.

The following shows an offset computation example with RF cable loss 4.2 dB and a 10 dB attenuator.

Example:

$$\begin{aligned} \text{Offset(dB)} &= \text{RF cable loss(dB)} + \text{attenuator factor(dB)} \\ &= 4.2 + 10 = 14.2 \text{ (dB)} \end{aligned}$$





## 2.5 Frequency List of Low/Middle/High Channels

Frequency List				
Band	Channel/Frequency(MHz)	Lowest	Middle	Highest
GSM850	Channel	128	189	251
	Frequency	824.2	836.4	848.8
WCDMA Band V	Channel	4132	4182	4233
	Frequency	826.4	836.4	846.6
GSM1900	Channel	512	661	810
	Frequency	1850.2	1880.0	1909.8
WCDMA Band II	Channel	9262	9400	9538
	Frequency	1852.4	1880.0	1907.6
WCDMA Band IV	Channel	1312	1413	1513
	Frequency	1712.4	1732.6	1752.6

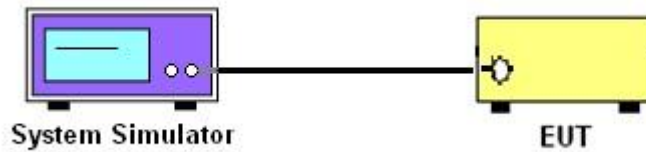
### 3 Conducted Test Result

#### 3.1 Measuring Instruments

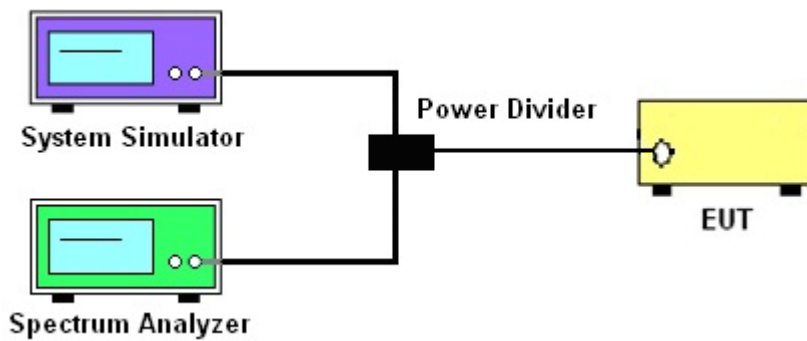
Please refer to the measuring equipment list in this test report.

##### 3.1.1 Test Setup

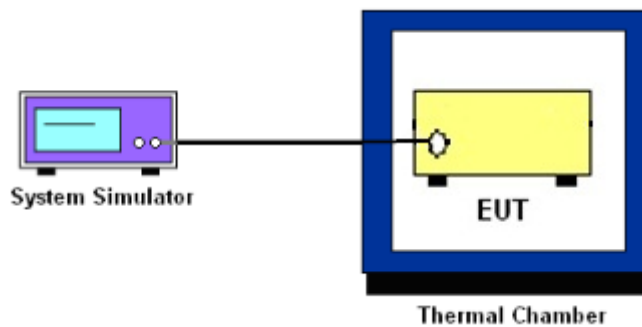
##### 3.1.2 Conducted Output Power



##### 3.1.3 Peak-to-Average Ratio, Occupied Bandwidth, Conducted Band-Edge and Conducted Spurious Emission



##### 3.1.4 Frequency Stability



##### 3.1.5 Test Result of Conducted Test

Please refer to Appendix A.



## 3.2 Conducted Output Power and ERP/EIRP

### 3.2.1 Description of the Conducted Output Power and ERP/EIRP

A system simulator was used to establish communication with the EUT. Its parameters were set to enforce EUT transmitting at the maximum power. The measured power in the radio frequency on the transmitter output terminals shall be reported.

The ERP of mobile transmitters must not exceed 7 Watts for GSM850 and WCDMA Band V

The EIRP of mobile transmitters must not exceed 2 Watts for GSM1900 and WCDMA Band II

The EIRP of mobile transmitters must not exceed 1 Watts for WCDMA Band IV

According to KDB 412172 D01 Power Approach,

$EIRP = P_T + G_T - L_C$ ,  $ERP = EIRP - 2.15$ , where

$P_T$  = transmitter output power in dBm

$G_T$  = gain of the transmitting antenna in dBi

$L_C$  = signal attenuation in the connecting cable between the transmitter and antenna in dB

### 3.2.2 Test Procedures

1. The transmitter output port is connected to the system simulator.
2. Set EUT at maximum power through system simulator.
3. Select the lowest, middle, and the highest channels for each band and different modulation.
4. Measure the maximum burst average power for GSM and maximum average power for other modulation signal.



### **3.3 Peak-to-Average Ratio**

#### **3.3.1 Description of the PAR Measurement**

The peak-to-average ratio (PAR) of the transmission may not exceed 13 dB.

#### **3.3.2 Test Procedures**

The testing follows ANSI C63.26-2015 Section 5.2.6

1. The EUT is connected to spectrum analyzer and system simulator via a power divider.
2. Set EUT to transmit at maximum output power.
3. When the duty cycle is less than 98%, then signal gating will be implemented on the spectrum analyzer by triggering from the system simulator.
4. Set the CCDF (Complementary Cumulative Distribution Function) option of the spectrum analyzer.
5. Record the maximum PAPR level associated with a probability of 0.1%.



### **3.4 99% Occupied Bandwidth and 26dB Bandwidth Measurement**

#### **3.4.1 Description of 99% Occupied Bandwidth and 26dB Bandwidth Measurement**

The occupied bandwidth is the width of a frequency band such that, below the lower and above the upper frequency limits, the mean powers emitted are each equal to a specified percentage 0.5% of the total mean transmitted power.

The 26 dB emission bandwidth is defined as the frequency range between two points, one above and one below the carrier frequency, at which the spectral density of the emission is attenuated 26 dB below the maximum in-band spectral density of the modulated signal. Spectral density (power per unit bandwidth) is to be measured with a detector of resolution bandwidth equal to approximately 1.0% of the emission bandwidth.

#### **3.4.2 Test Procedures**

The testing follows ANSI C63.26-2015 Section 5.4.3 (26dB) and Section 5.4.4 (99OB)

1. The EUT is connected to spectrum analyzer and system simulator via a power divider.
2. The spectrum analyzer center frequency is set to the nominal EUT channel center frequency. The span range for the spectrum analyzer shall be between two and five times the anticipated OBW.
3. The nominal resolution bandwidth (RBW) shall be in the range of 1 to 5 % of the anticipated OBW, and the VBW shall be at least 3 times the RBW.
4. Set the detection mode to peak, and the trace mode to max hold.
5. Determine the reference value: Set the EUT to transmit a modulated signal. Allow the trace to stabilize. Set the spectrum analyzer marker to the highest level of the displayed trace.  
(This is the reference value)
6. Determine the “-26 dB down amplitude” as equal to (Reference Value – X).
7. Place two markers, one at the lowest and the other at the highest frequency of the envelope of the spectral display such that each marker is at or slightly below the “-X dB down amplitude” determined in step 6. If a marker is below this “-X dB down amplitude” value it shall be placed as close as possible to this value. The OBW is the positive frequency difference between the two markers.
8. Use the 99 % power bandwidth function of the spectrum analyzer and report the measured bandwidth.



## **3.5 Conducted Band Edge**

### **3.5.1 Description of Conducted Band Edge Measurement**

The power of any emission outside of the authorized operating frequency ranges must be lower than the transmitter power (P) by a factor of at least  $43 + 10 \log (P)$  dB.

### **3.5.2 Test Procedures**

The testing follows FCC KDB 971168 D01 v03r01 Section 6.1.

1. The EUT is connected to the spectrum analyzer and system simulator via a power divider.
2. The RF output of EUT is connected to the spectrum analyzer by an RF cable and attenuator. The path loss is compensated to the results for each measurement.
3. The band edges of low and high channels for the highest RF powers are measured.
4. The RF fundamental frequency shall be excluded against the limit line in the operating frequency band.
5. The limit line is derived from  $43 + 10\log(P)$  dB below the transmitter power P(Watts)



## **3.6 Conducted Spurious Emission**

### **3.6.1 Description of Conducted Spurious Emission Measurement**

The power of any emission outside of the authorized operating frequency ranges must be lower than the transmitter power (P) by a factor of at least  $43 + 10 \log (P)$  dB.

It is measured by means of a calibrated spectrum analyzer and scanned from 30 MHz up to a frequency including its 10<sup>th</sup> harmonic.

### **3.6.2 Test Procedures**

The testing follows FCC KDB 971168 D01 v03r01 Section 6.1.

1. The EUT is connected to the spectrum analyzer and system simulator via a power divider.
2. The RF output of EUT is connected to the spectrum analyzer by an RF cable and attenuator. The path loss is compensated to the results for each measurement.
3. The middle channel for the highest RF power within the transmitting frequency is measured.
4. The conducted spurious emission for the whole frequency range is taken.
5. The RF fundamental frequency shall be excluded against the limit line in the operating frequency band.
6. The limit line is derived from  $43 + 10\log(P)$  dB below the transmitter power P(Watts)



### 3.7 Frequency Stability

#### 3.7.1 Description of Frequency Stability Measurement

22.355

The frequency stability shall be measured by variation of ambient temperature and variation of primary supply voltage to ensure that the fundamental emission stays within the authorized frequency block. The frequency stability of the transmitter shall be maintained within  $\pm 0.00025\%$  ( $\pm 2.5\text{ppm}$ ) of the center frequency.

24.235 & 27.54

The frequency stability shall be sufficient to ensure that the fundamental emission stays within the authorized frequency block.

#### 3.7.2 Test Procedures for Temperature Variation

The testing follows FCC KDB 971168 D01 v03r01 Section 9.0.

1. The EUT is set up in the thermal chamber and connected with the system simulator.
2. With power OFF, the temperature is decreased to  $-30^{\circ}\text{C}$  and the EUT is stabilized before testing. Power is applied and the maximum change in frequency is recorded within one minute.
3. With power OFF, the temperature is raised in  $10^{\circ}\text{C}$  steps up to  $50^{\circ}\text{C}$ . The EUT is stabilized at each step for at least half an hour. Power is applied and the maximum frequency change is recorded within one minute.

#### 3.7.3 Test Procedures for Voltage Variation

The testing follows FCC KDB 971168 D01 v03r01 Section 9.0.

1. The EUT is placed in a temperature chamber at  $20\pm 5^{\circ}\text{C}$  and connected with the system simulator.
2. The power supply voltage to the EUT is varied from 85% to 115% of the nominal value measured at the input to the EUT.
3. The variation in frequency is measured for the worst case.



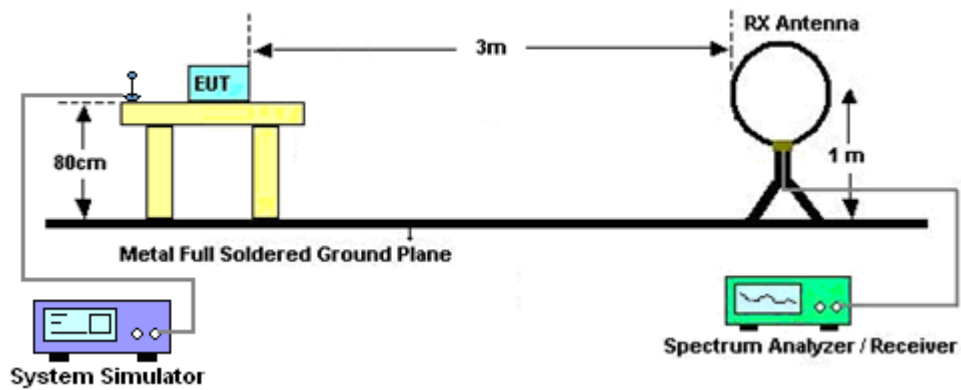
## 4 Radiated Test Items

### 4.1 Measuring Instruments

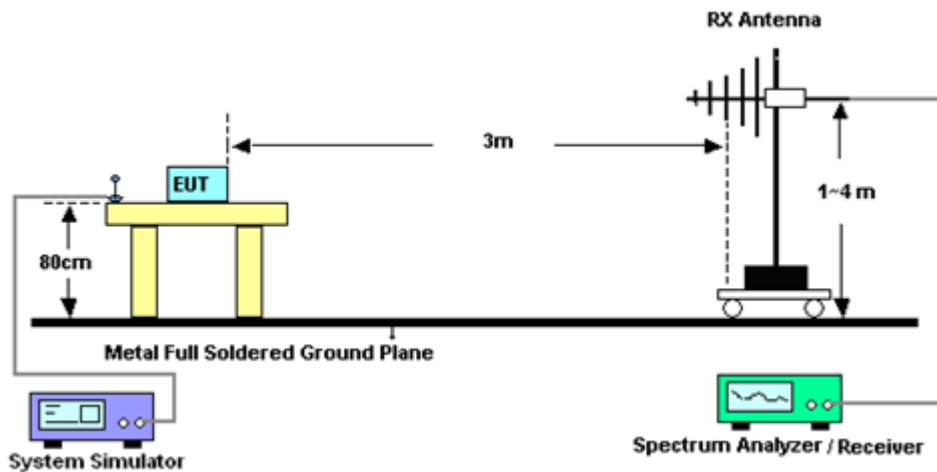
Please refer to the measuring equipment list in this test report.

### 4.2 Test Setup

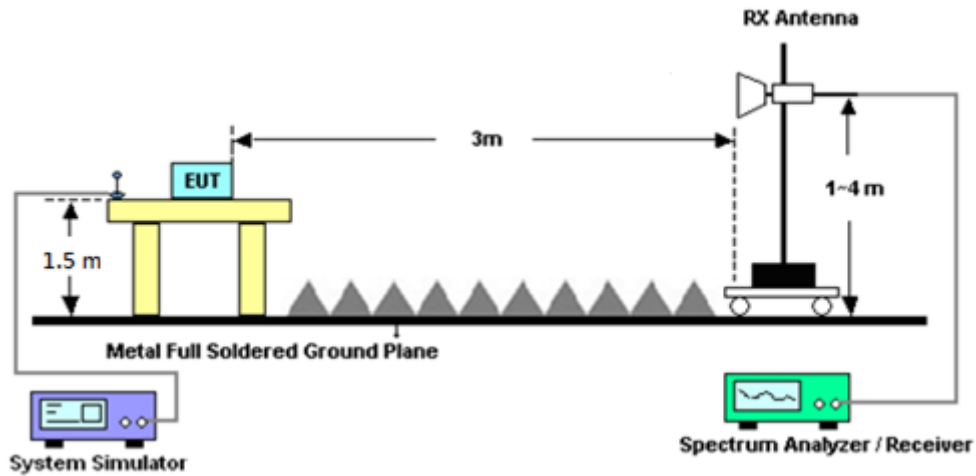
For radiated test below 30MHz



For radiated test from 30MHz to 1GHz



For radiated test above 1GHz



### 4.3 Test Result of Radiated Test

Please refer to Appendix B.

**Note:**

The low frequency, which starts from 9 kHz to 30 MHz, is pre-scanned and the result which is 20 dB lower than the limit line is not reported.

There is adequate comparison measurement of both open-field test site and alternative test site - semi-Anechoic chamber according to 414788 D01 Radiated Test Site v01r01, and the result came out very similar.



## 4.4 Field Strength of Spurious Radiation Measurement

### 4.4.1 Description of Field Strength of Spurious Radiated Measurement

The power of any emission outside of the authorized operating frequency ranges must be attenuated below the transmitter power (P) by a factor of at least  $43 + 10 \log (P)$  dB. The spectrum is scanned from 30 MHz up to a frequency including its 10th harmonic.

### 4.4.2 Test Procedures

The testing follows FCC KDB 971168 D01 v03r01 Section 7 and ANSI / TIA-603-E Section 2.2.12.

1. The EUT is placed on a rotatable wooden table 0.8 meters for frequency below 1 GHz and 1.5 meter for frequency above 1 GHz above the ground.
2. The EUT is set 3 meters away from the receiving antenna, which is mounted on the antenna tower.
3. The table is rotated 360 degrees to determine the position of the highest spurious emission.
4. The height of the receiving antenna is varied between one meter and four meters to search for the maximum spurious emission for both horizontal and vertical polarizations.
5. Make the measurement with the spectrum analyzer's RBW = 1 MHz, VBW = 3 MHz, taking record of maximum spurious emission.
6. A horn antenna is substituted in place of the EUT and is driven by a signal generator.
7. Tune the output power of signal generator to the same emission level with EUT maximum spurious emission.
8. Take the record of output power at antenna port.
9. Repeat step 7 to step 8 for another polarization.
10.  $EIRP (dBm) = S.G. Power - Tx Cable Loss + Tx Antenna Gain$
11.  $ERP (dBm) = EIRP - 2.15$
12. The RF fundamental frequency shall be excluded against the limit line in the operating frequency band.
13. The limit line is derived from  $43 + 10\log(P)$  dB below the transmitter power P(Watts)



## 5 List of Measuring Equipment

Instrument	Brand Name	Model No.	Serial No.	Characteristics	Calibration Date	Test Date	Due Date	Remark
Loop Antenna	Rohde & Schwarz	HFH2-Z2	100488	9 kHz~30 MHz	Sep. 07, 2021	Feb. 26, 2022~ Apr. 13, 2022	Sep. 06, 2022	Radiation (03CH15-HY)
Bilog Antenna	TESEQ	CBL 6111D & 00800N1D01N -06	37059 & 01	30MHz~1GHz	Oct. 09, 2021	Feb. 26, 2022~ Apr. 13, 2022	Oct. 08, 2022	Radiation (03CH15-HY)
Bilog Antenna	TESEQ	CBL6111D&00 800N1D01N-0 6	40103 & 07	30MHz to 1GHz	Apr. 28, 2021	Feb. 26, 2022~ Apr. 13, 2022	Apr. 27, 2022	Radiation (03CH15-HY)
Amplifier	SONOMA	310N	363440	9kHz~1GHz	Dec. 30, 2021	Feb. 26, 2022~ Apr. 13, 2022	Dec. 29, 2022	Radiation (03CH15-HY)
Horn Antenna	SCHWARZBE CK	BBHA 9120 D	9120D-01620	1-18GHz	Oct. 25, 2021	Feb. 26, 2022~ Apr. 13, 2022	Oct. 24, 2022	Radiation (03CH15-HY)
Horn Antenna	SCHWARZBE CK	BBHA 9120 D	9120D-1326	1GHz~18GHz	Oct. 25, 2021	Feb. 26, 2022~ Apr. 13, 2022	Oct. 24, 2022	Radiation (03CH15-HY)
SHF-EHF Horn Antenna	SCHWARZBE CK	BBHA 9170	00991	18GHz- 40GHz	May 11, 2021	Feb. 26, 2022~ Apr. 13, 2022	May 10, 2022	Radiation (03CH15-HY)
Preamplifier	Jet-Power	JPA0118-55-3 03	1710001800 055006	1GHz~18GHz	May 06, 2021	Feb. 26, 2022~ Apr. 13, 2022	May 05, 2022	Radiation (03CH15-HY)
Amplifier	E-INSTRUME NT TECH LTD	ERA-10M-700 0-MR	EC1900247	10MHz-7GHz	Dec. 03, 2021	Feb. 26, 2022~ Apr. 13, 2022	Dec. 02, 2022	Radiation (03CH15-HY)
Preamplifier	EM Electronics	EM01G18G	060803	1GHz-18GHz	Dec. 16, 2021	Feb. 26, 2022~ Apr. 13, 2022	Dec. 15, 2022	Radiation (03CH15-HY)
Preamplifier	EMEC	EM18G40G	060801	18-40GHz	Jun. 22, 2021	Feb. 26, 2022~ Apr. 13, 2022	Jun. 21, 2022	Radiation (03CH15-HY)
Spectrum Analyzer	Keysight	N9038A	MY54130085	20MHz~8.4GHz	Oct. 21, 2021	Feb. 26, 2022~ Apr. 13, 2022	Oct. 20, 2022	Radiation (03CH15-HY)
Spectrum Analyzer	Agilent	E4446A	MY50180136	3Hz~44GHz	May 07, 2021	Feb. 26, 2022~ Apr. 13, 2022	May 06, 2022	Radiation (03CH15-HY)
Antenna Mast	ChainTek	MBS-520-1	N/A	1m~4m	N/A	Feb. 26, 2022~ Apr. 13, 2022	N/A	Radiation (03CH15-HY)
Turn Table	ChainTek	T-200-S-1	N/A	0~360 Degree	N/A	Feb. 26, 2022~ Apr. 13, 2022	N/A	Radiation (03CH15-HY)
Software	Audix	E3 6.2009-8-24(k 5)	RK-000451	N/A	N/A	Feb. 26, 2022~ Apr. 13, 2022	N/A	Radiation (03CH15-HY)
RF Cable	HUBER + SUHNER	SUCOFLEX 104, 102E	MY36980/4, MY9838/4PE ,508405/2E	30MHz~18G	Nov. 15, 2021	Feb. 26, 2022~ Apr. 13, 2022	Nov. 14, 2022	Radiation (03CH15-HY)
RF Cable	HUBER + SUHNER	SUCOFLEX 104, 102E	MY36980/4, MY9838/4PE ,508405/2E	30MHz~18G	Nov. 15, 2021	Feb. 26, 2022~ Apr. 13, 2022	Nov. 14, 2022	Radiation (03CH15-HY)
RF Cable	HUBER + SUHNER	SUCOFLEX 104, 102E	MY36980/4, MY9838/4PE ,508405/2E	30MHz~18G	Nov. 15, 2021	Feb. 26, 2022~ Apr. 13, 2022	Nov. 14, 2022	Radiation (03CH15-HY)
RF Cable	HUBER + SUHNER	SUCOFLEX 102	804011/2,804 012/2	30MHz-40GHz	Jan. 04, 2022	Feb. 26, 2022~ Apr. 13, 2022	Jan. 03, 2023	Radiation (03CH15-HY)



Instrument	Brand Name	Model No.	Serial No.	Characteristics	Calibration Date	Test Date	Due Date	Remark
RF Cable	HUBER + SUHNER	SUCOFLEX 104	MY9837/4PE	9kHz~30MHz	Mar. 11, 2021	Feb. 26, 2022~ Mar. 09, 2022	Mar. 10, 2022	Radiation (03CH15-HY)
RF Cable	HUBER + SUHNER	SUCOFLEX 104	MY9837/4PE	9kHz~30MHz	Mar. 10, 2022	Mar. 10, 2022~ Apr. 13, 2022	Mar. 09, 2023	Radiation (03CH15-HY)
Filter	Wainwright	WLK4-1000-15 30-8000-40SS	SN12	1.53GHz Low Pass Filter	Jul. 02, 2021	Feb. 26, 2022~ Apr. 13, 2022	Jul. 01, 2022	Radiation (03CH15-HY)
Filter	Wainwright	WHKX12-935- 1000-15000-4 0ST	SN1	1GHz High Pass Filter	Apr. 29, 2021	Feb. 26, 2022~ Apr. 13, 2022	Apr. 28, 2022	Radiation (03CH15-HY)
Filter	Wainwright	WHKX12-2700 -3000-18000-6 0ST	SN4	3GHz High Pass Filter	Sep. 15, 2021	Feb. 26, 2022~ Apr. 13, 2022	Sep. 14, 2022	Radiation (03CH15-HY)
Signal Generator	Rohde & Schwarz	SMF100A	101107	0.1Hz~40GHz	Dec. 08, 2021	Feb. 26, 2022~ Apr. 13, 2022	Dec. 07, 2022	Radiation (03CH15-HY)
Hygrometer	TECPEL	DTM-303B	TP210073	N/A	Nov. 16, 2021	Apr. 20, 2022	Nov. 15, 2022	Conducted (TH03-HY)
Spectrum Analyzer	Rohde & Schwarz	FSP30	101329	9kHz~30GHz	Sep. 30, 2021	Apr. 20, 2022	Sep. 29, 2022	Conducted (TH03-HY)
Temperature & Humidity Cabinet Chamber	ESPEC	LHU-113	1012005860	-20°C~85°C	Dec. 09, 2021	Apr. 20, 2022	Dec. 08, 2022	Conducted (TH03-HY)
Programmable Power Supply	GW Instek	PSS-2005	EL890001	1V~20V 0.5A~4A	Oct. 06, 2021	Apr. 20, 2022	Oct. 05, 2022	Conducted (TH03-HY)
Base Station (Measure)	Rohde & Schwarz	CMU200	117995	GSM / GPRS / WCDMA / CDMA	Jul. 13, 2021	Apr. 20, 2022	Jul. 12, 2022	Conducted (TH03-HY)
Power Divider	Warison	WCOU-0.4-26. 5S-20	#A	N/A	Nov. 01, 2021	Apr. 20, 2022	Oct. 31, 2022	Conducted (TH03-HY)



## 6 Uncertainty of Evaluation

### Uncertainty of Radiated Emission Measurement (30 MHz ~ 1000 MHz)

Measuring Uncertainty for a Level of Confidence of 95% ( $U = 2Uc(y)$ )	2.92 dB
---	---------

### Uncertainty of Radiated Emission Measurement (1 GHz ~ 18 GHz)

Measuring Uncertainty for a Level of Confidence of 95% ( $U = 2Uc(y)$ )	3.72 dB
---	---------

### Uncertainty of Radiated Emission Measurement (18 GHz ~ 40 GHz)

Measuring Uncertainty for a Level of Confidence of 95% ( $U = 2Uc(y)$ )	3.94 dB
---	---------



## Appendix A. Test Results of Conducted Test

### Conducted Output Power (Average power) & ERP / EIRP

GSM850 Maximum Average Power [dBm] (GT - LC = -2.2 dB)					
Channel	128	189	251	ERP (dBm)	ERP (W)
Frequency	824.2	836.4	848.8		
GSM	33.32	33.28	33.31	29.14	0.8204
GPRS class 8	33.49	33.44	33.46		
GPRS class 10	31.36	31.18	31.06		
GPRS class 11	28.55	28.46	28.29		
GPRS class 12	27.17	27.16	26.87		
EGPRS class 8	25.71	25.57	25.44	21.36	0.1368
EGPRS class 10	22.11	22.38	22.32		
EGPRS class 11	19.98	20.15	20.22		
EGPRS class 12	18.86	19.01	19.09		
Limit	ERP < 7W			Result	Pass

GSM1900 Maximum Average Power [dBm] (GT - LC = 1.2 dB)					
Channel	512	661	810	EIRP (dBm)	EIRP (W)
Frequency	1850.2	1880	1909.8		
GSM	29.65	29.37	29.67	30.88	1.2246
GPRS class 8	29.66	29.40	29.68		
GPRS class 10	26.37	26.61	26.68		
GPRS class 11	24.33	24.51	24.56		
GPRS class 12	23.16	23.31	23.24		
EGPRS class 8	28.80	28.85	28.91	30.11	1.0257
EGPRS class 10	25.59	25.63	25.42		
EGPRS class 11	23.08	23.18	22.92		
EGPRS class 12	22.10	22.10	21.92		
Limit	EIRP < 2W			Result	Pass



WCDMA Band V Maximum Average Power [dBm] (GT - LC = -2.2 dB)							
Channel	4132	4182	4233	ERP (dBm)	ERP (W)		
Frequency	826.4	836.4	846.6				
RMC 12.2K	23.92	23.88	23.74	19.57	0.0906		
HSDPA Subtest-1	23.52	23.57	23.70				
HSDPA Subtest-2	23.50	23.56	23.54				
HSDPA Subtest-3	22.86	23.06	23.11				
HSDPA Subtest-4	22.96	23.07	23.14				
HSUPA Subtest-1	23.36	23.57	23.53				
HSUPA Subtest-2	21.49	21.58	21.59				
HSUPA Subtest-3	22.36	22.57	22.60				
HSUPA Subtest-4	21.52	21.58	21.55				
HSUPA Subtest-5	23.42	23.58	23.58				
Limit	ERP < 7W					Result	Pass

WCDMA Band II Maximum Average Power [dBm] (GT - LC = 1.2 dB)							
Channel	9262	9400	9538	EIRP (dBm)	EIRP (W)		
Frequency	1852.4	1880	1907.6				
RMC 12.2K	24.75	24.38	24.48	25.95	0.3936		
HSDPA Subtest-1	23.51	23.91	23.78				
HSDPA Subtest-2	23.51	23.90	23.60				
HSDPA Subtest-3	23.00	23.39	23.28				
HSDPA Subtest-4	23.03	23.41	23.20				
HSUPA Subtest-1	23.47	23.90	23.60				
HSUPA Subtest-2	21.45	21.91	21.69				
HSUPA Subtest-3	22.43	22.90	22.62				
HSUPA Subtest-4	21.47	21.92	21.81				
HSUPA Subtest-5	23.53	23.92	23.76				
Limit	EIRP < 2W					Result	Pass

WCDMA Band IV Maximum Average Power [dBm] (GT - LC = 3 dB)							
Channel	1312	1413	1513	EIRP (dBm)	EIRP (W)		
Frequency	1712.4	1732.6	1752.6				
RMC 12.2K	24.28	24.35	24.09	27.35	0.5433		
HSDPA Subtest-1	23.92	24.03	24.27				
HSDPA Subtest-2	24.05	24.04	24.29				
HSDPA Subtest-3	23.48	23.53	23.67				
HSDPA Subtest-4	23.43	23.51	23.68				
HSUPA Subtest-1	24.01	24.00	24.08				
HSUPA Subtest-2	22.03	22.02	22.13				
HSUPA Subtest-3	23.00	23.01	23.22				
HSUPA Subtest-4	21.91	22.03	22.28				
HSUPA Subtest-5	24.09	24.02	24.17				
Limit	EIRP < 1W					Result	Pass





## A2. GSM

### Peak-to-Average Ratio

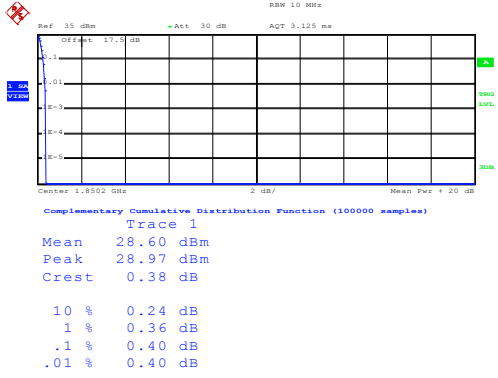
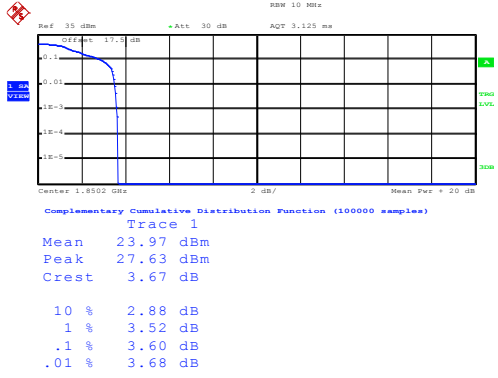
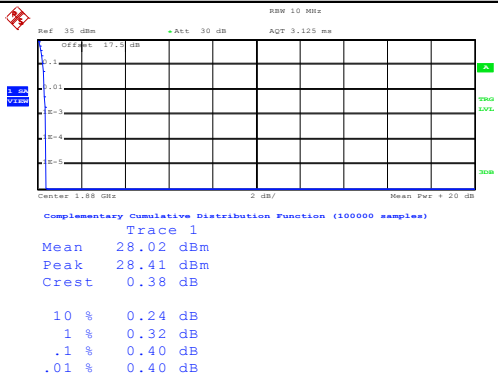
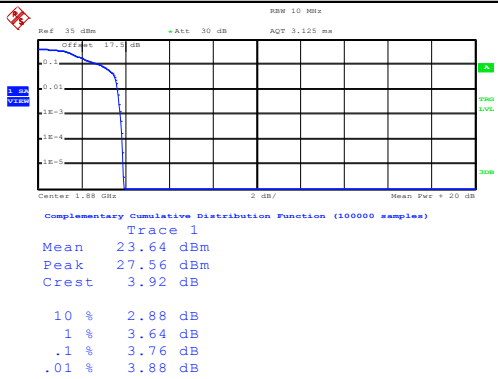
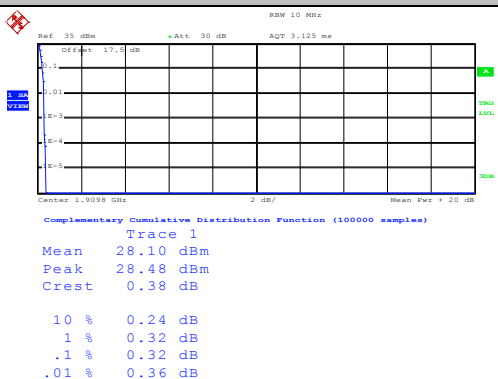
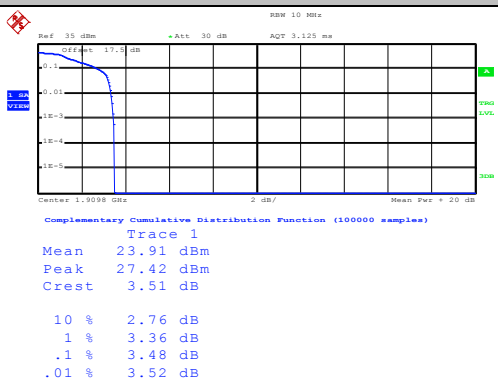
Mode	GSM850		Limit: 13dB
Mod.	GPRS class 8	EDGE class 8	Result
Lowest CH	0.36	3.24	PASS
Middle CH	0.36	3.40	
Highest CH	0.32	3.52	

Mode	GSM1900		Limit: 13dB
Mod.	GPRS class 8	EDGE class 8	Result
Lowest CH	0.40	3.60	PASS
Middle CH	0.40	3.76	
Highest CH	0.32	3.48	



GSM850 (GPRS class 8)	GSM850 (EDGE class 8)
<p style="text-align: center;"><b>Lowest Channel</b></p> <p style="text-align: center;">Complementary Cumulative Distribution Function (100000 samples)</p> <p style="text-align: center;">Trace 1</p> <p>Mean 33.07 dBm Peak 33.42 dBm Crest 0.34 dB</p> <p>10 % 0.24 dB 1 % 0.32 dB .1 % 0.36 dB .01 % 0.36 dB</p> <p>Date: 20.APR.2022 10:29:24</p>	<p style="text-align: center;"><b>Lowest Channel</b></p> <p style="text-align: center;">Complementary Cumulative Distribution Function (100000 samples)</p> <p style="text-align: center;">Trace 1</p> <p>Mean 25.80 dBm Peak 29.11 dBm Crest 3.32 dB</p> <p>10 % 2.60 dB 1 % 3.12 dB .1 % 3.24 dB .01 % 3.28 dB</p> <p>Date: 20.APR.2022 10:43:10</p>
<p style="text-align: center;"><b>Middle Channel</b></p> <p style="text-align: center;">Complementary Cumulative Distribution Function (100000 samples)</p> <p style="text-align: center;">Trace 1</p> <p>Mean 32.86 dBm Peak 33.21 dBm Crest 0.34 dB</p> <p>10 % 0.24 dB 1 % 0.32 dB .1 % 0.36 dB .01 % 0.36 dB</p> <p>Date: 20.APR.2022 10:29:45</p>	<p style="text-align: center;"><b>Middle Channel</b></p> <p style="text-align: center;">Complementary Cumulative Distribution Function (100000 samples)</p> <p style="text-align: center;">Trace 1</p> <p>Mean 25.50 dBm Peak 28.97 dBm Crest 3.47 dB</p> <p>10 % 2.72 dB 1 % 3.28 dB .1 % 3.40 dB .01 % 3.44 dB</p> <p>Date: 20.APR.2022 10:43:30</p>
<p style="text-align: center;"><b>Highest Channel</b></p> <p style="text-align: center;">Complementary Cumulative Distribution Function (100000 samples)</p> <p style="text-align: center;">Trace 1</p> <p>Mean 32.69 dBm Peak 32.99 dBm Crest 0.30 dB</p> <p>10 % 0.20 dB 1 % 0.28 dB .1 % 0.32 dB .01 % 0.32 dB</p> <p>Date: 20.APR.2022 10:30:05</p>	<p style="text-align: center;"><b>Highest Channel</b></p> <p style="text-align: center;">Complementary Cumulative Distribution Function (100000 samples)</p> <p style="text-align: center;">Trace 1</p> <p>Mean 25.62 dBm Peak 29.18 dBm Crest 3.57 dB</p> <p>10 % 2.72 dB 1 % 3.40 dB .1 % 3.52 dB .01 % 3.60 dB</p> <p>Date: 20.APR.2022 10:43:50</p>



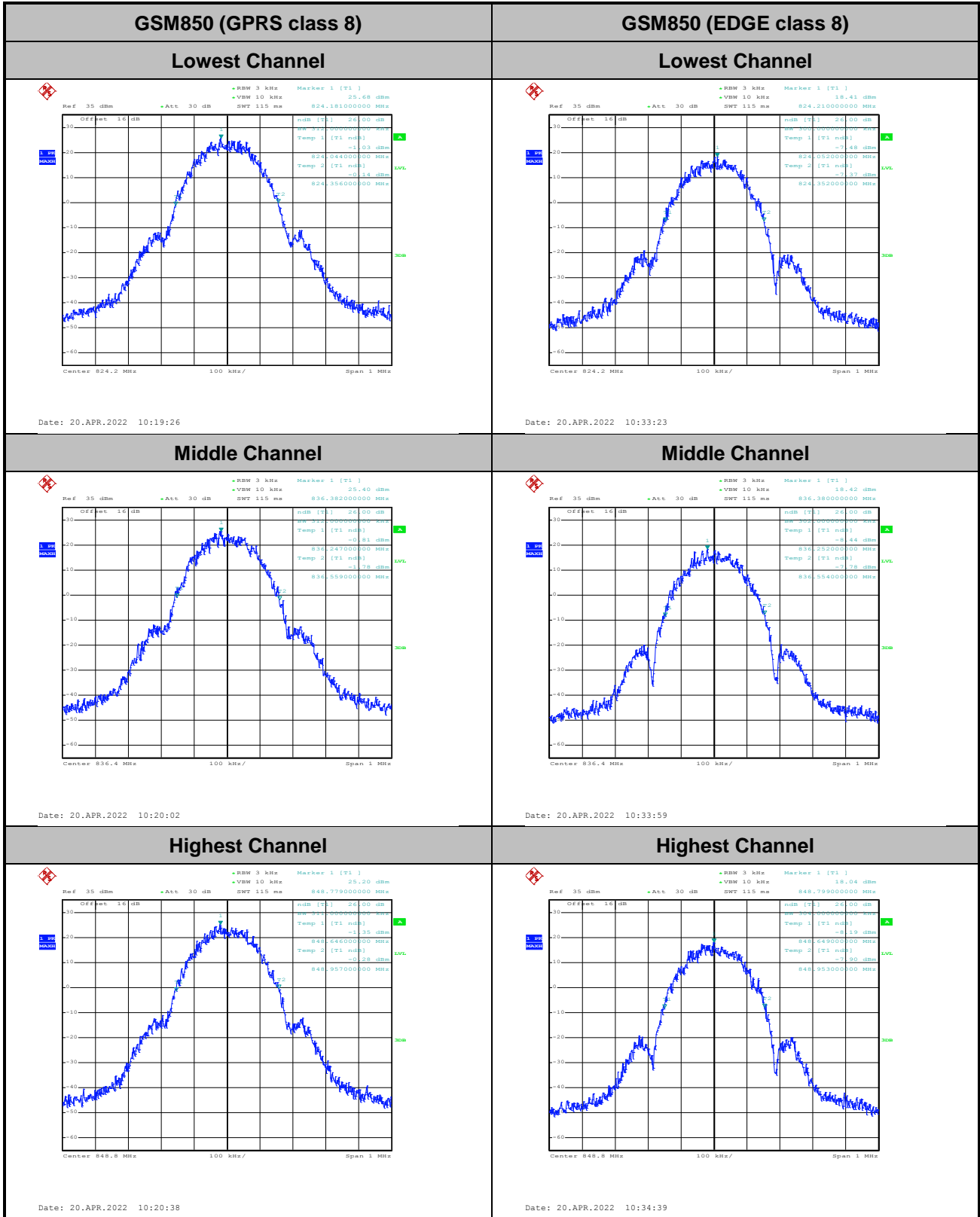
GSM1900 (GPRS class 8)	GSM1900 (EDGE class 8)
<p style="text-align: center;"><b>Lowest Channel</b></p>  <p style="text-align: center;">Date: 20.APR.2022 10:58:41</p>	<p style="text-align: center;"><b>Lowest Channel</b></p>  <p style="text-align: center;">Date: 20.APR.2022 11:11:39</p>
<p style="text-align: center;"><b>Middle Channel</b></p>  <p style="text-align: center;">Date: 20.APR.2022 10:59:02</p>	<p style="text-align: center;"><b>Middle Channel</b></p>  <p style="text-align: center;">Date: 20.APR.2022 11:12:00</p>
<p style="text-align: center;"><b>Highest Channel</b></p>  <p style="text-align: center;">Date: 20.APR.2022 10:59:22</p>	<p style="text-align: center;"><b>Highest Channel</b></p>  <p style="text-align: center;">Date: 20.APR.2022 11:12:21</p>

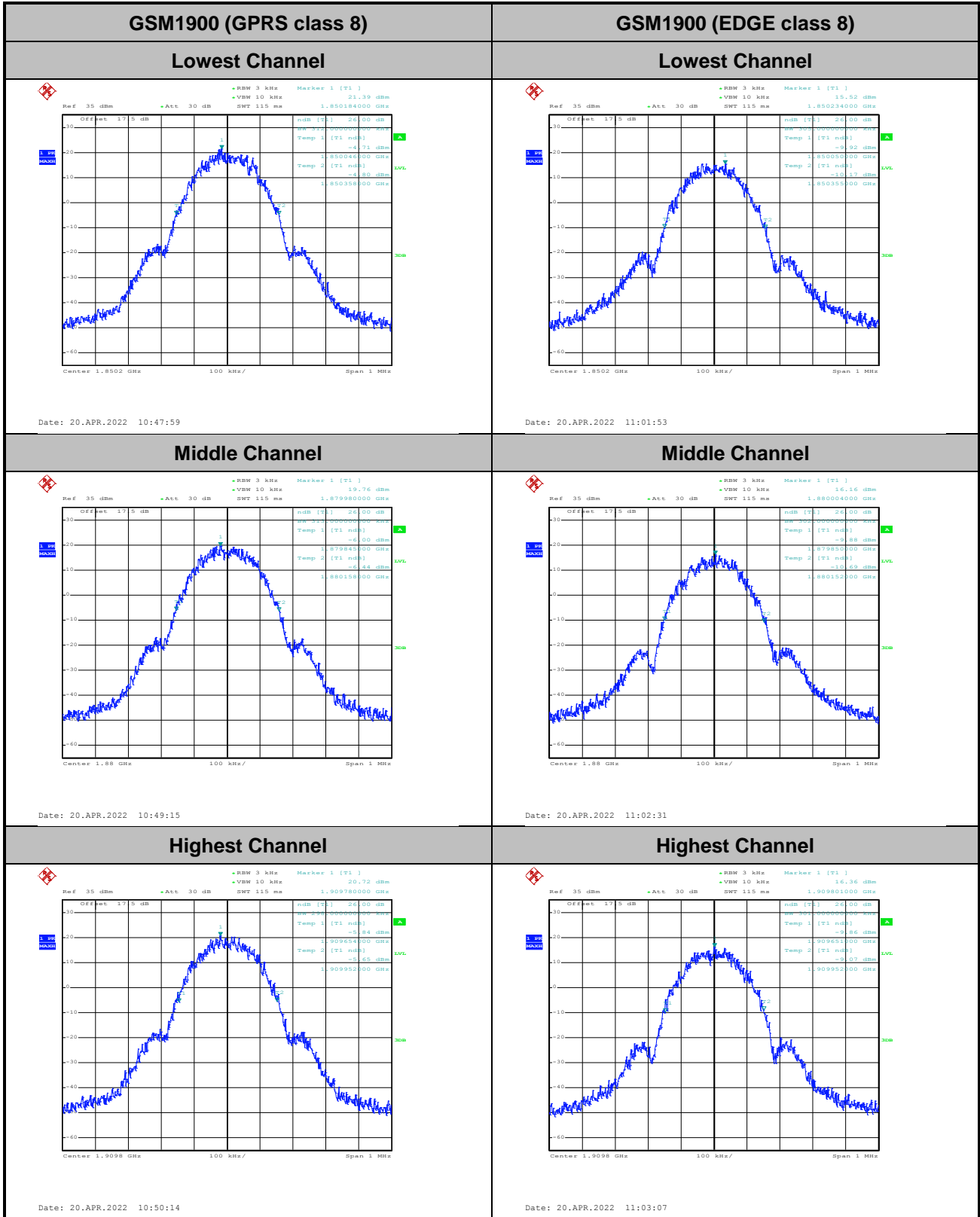


**26dB Bandwidth**

Mode	GSM850: 26dB BW(MHz)	
Mod.	GPRS class 8	EDGE class 8
Lowest CH	0.312	0.300
Middle CH	0.312	0.302
Highest CH	0.311	0.304

Mode	GSM1900: 26dB BW(MHz)	
Mod.	GPRS class 8	EDGE class 8
Lowest CH	0.312	0.305
Middle CH	0.313	0.302
Highest CH	0.298	0.301



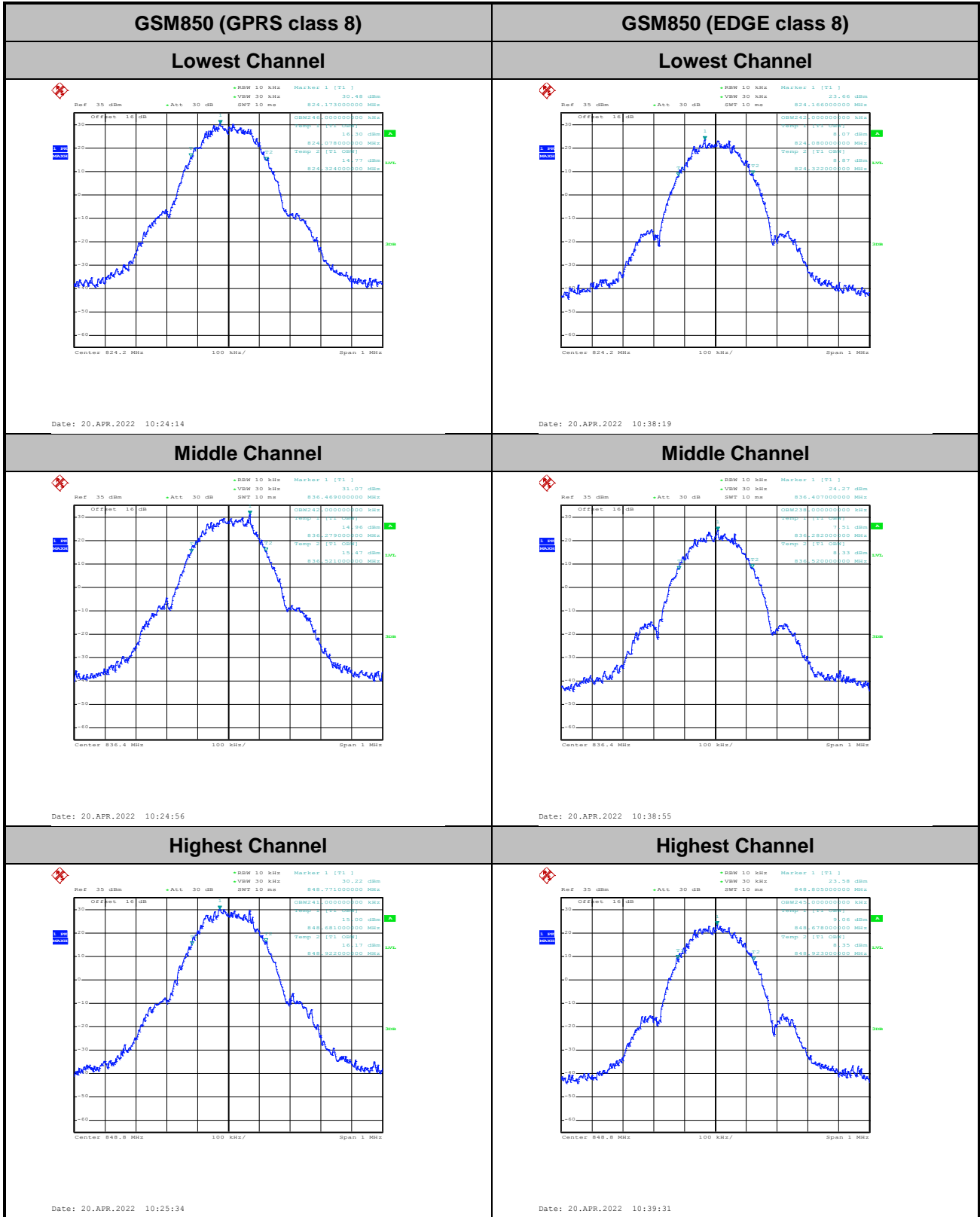




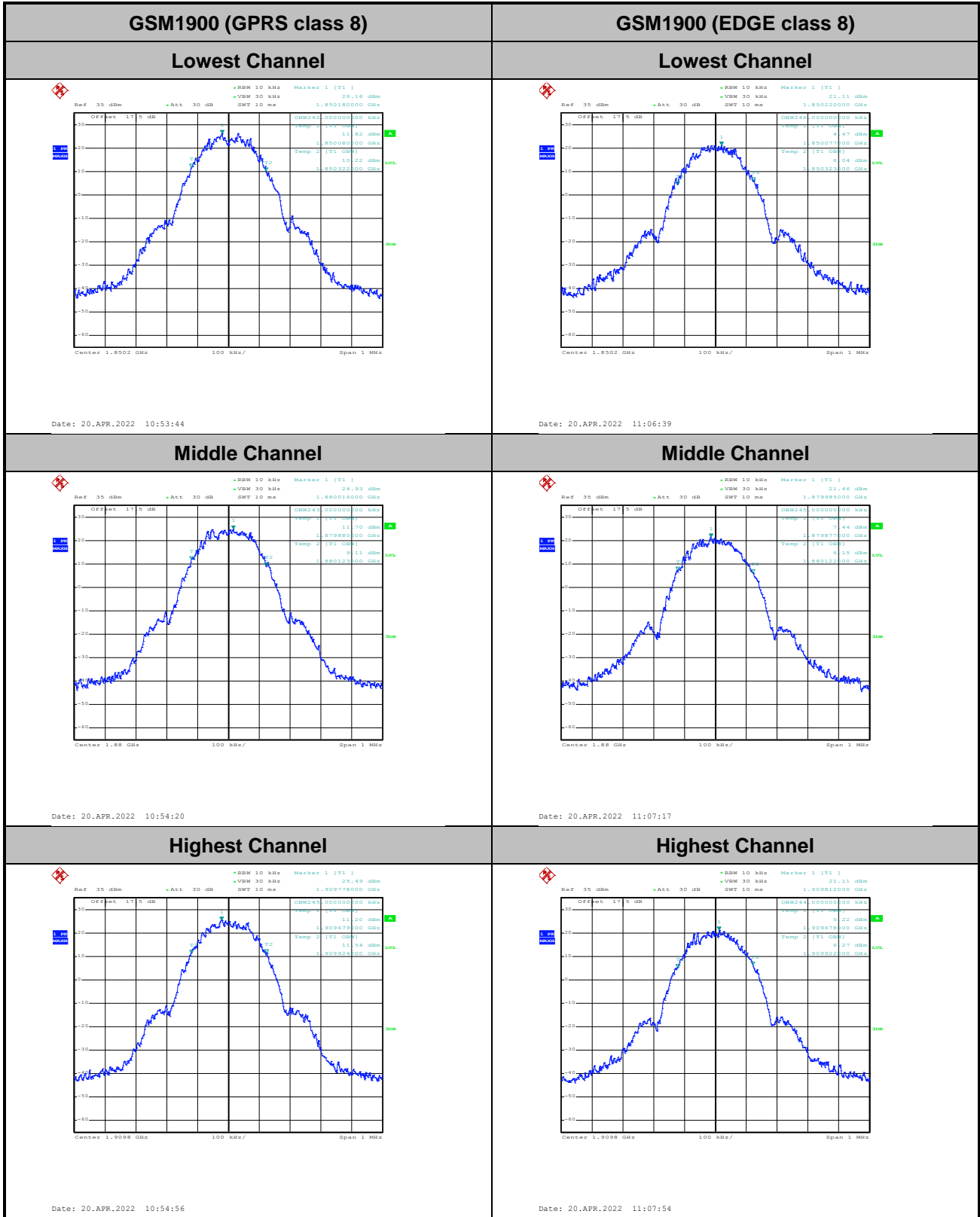
**Occupied Bandwidth**

Mode	GSM850: 99% OBW (MHz)	
Mod.	GPRS class 8	EDGE class 8
Lowest CH	0.246	0.242
Middle CH	0.242	0.238
Highest CH	0.241	0.245

Mode	GSM1900: 99% OBW (MHz)	
Mod.	GPRS class 8	EDGE class 8
Lowest CH	0.242	0.246
Middle CH	0.243	0.245
Highest CH	0.245	0.244

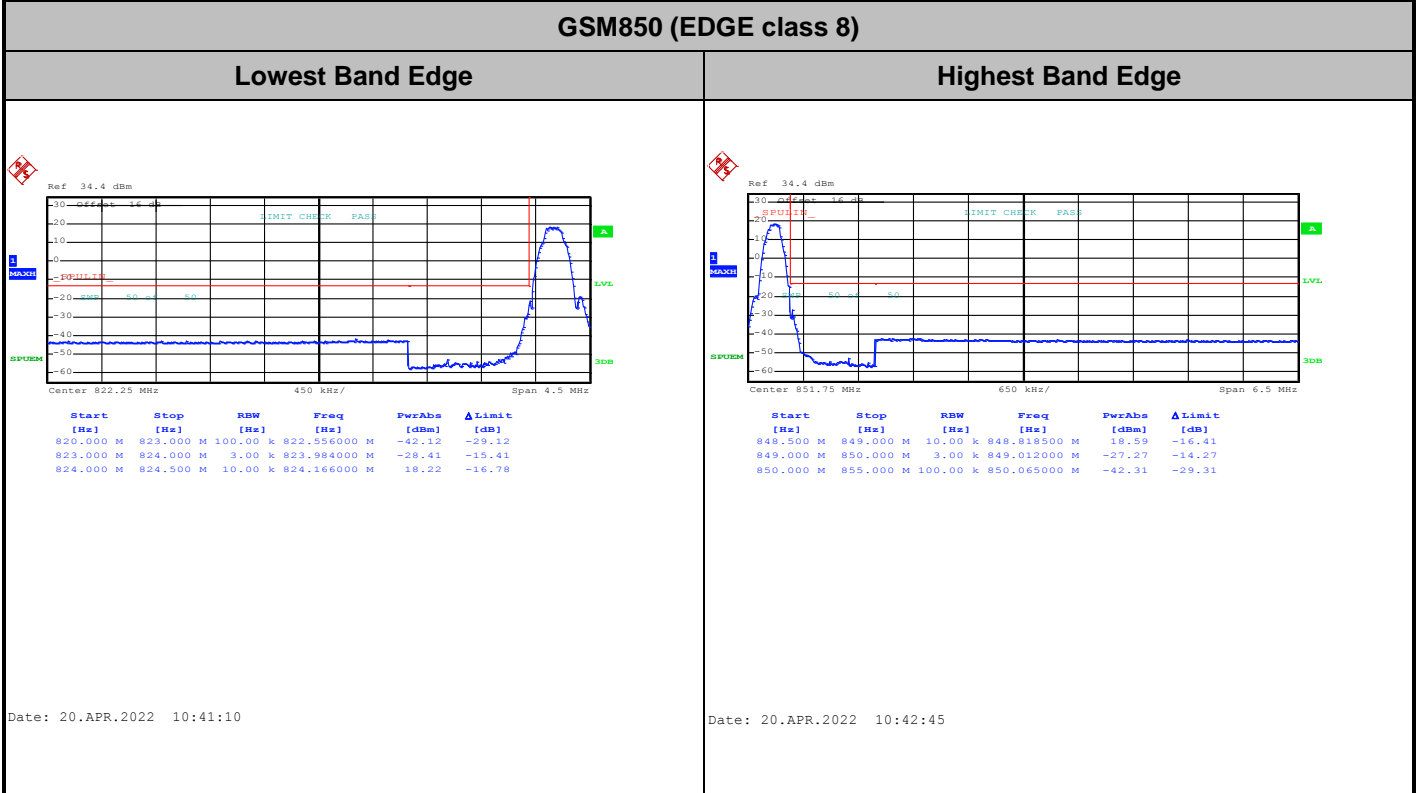
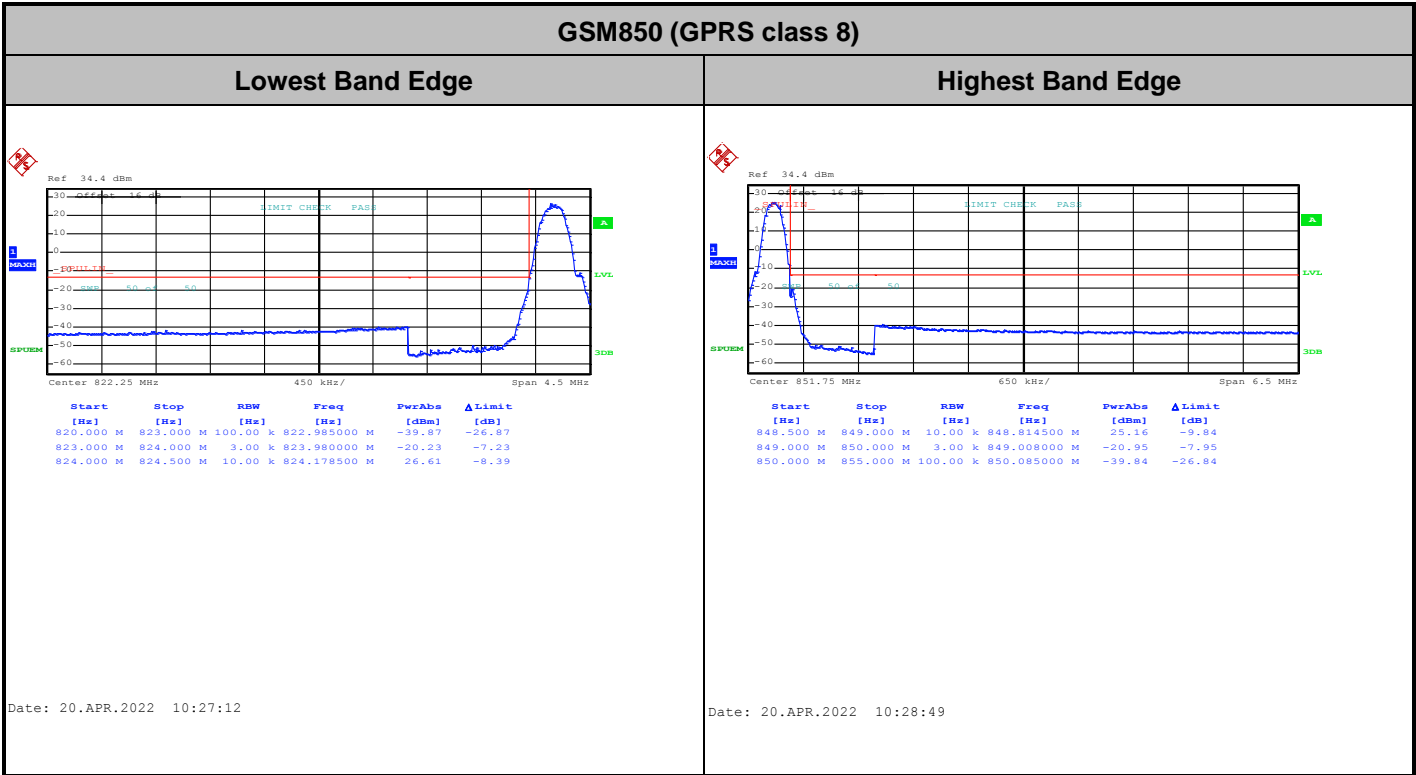








# Conducted Band Edge

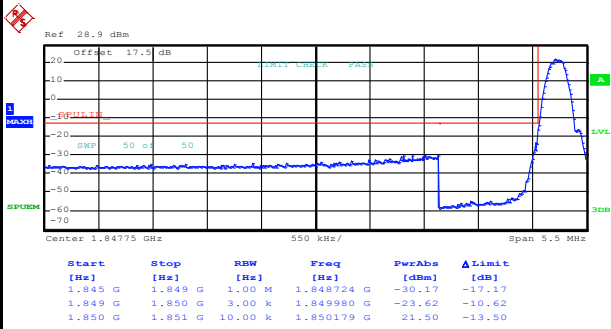




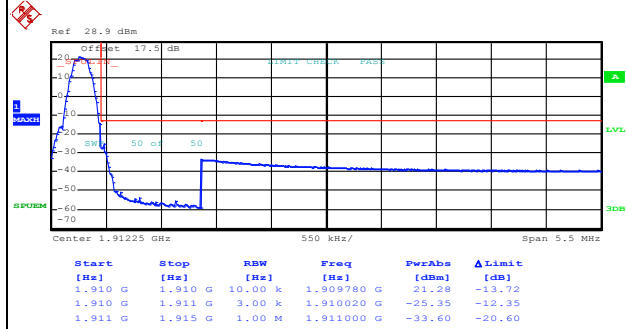
GSM1900 (GPRS class 8)

Lowest Band Edge

Highest Band Edge



Date: 20.APR.2022 10:56:39

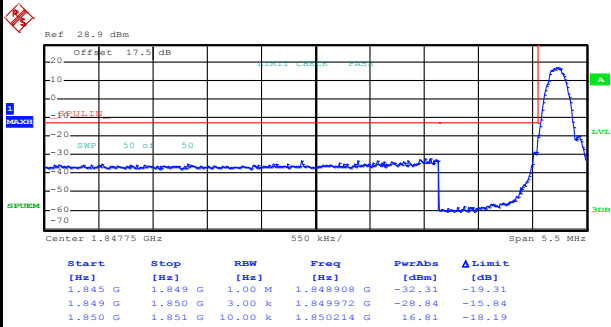


Date: 20.APR.2022 10:58:15

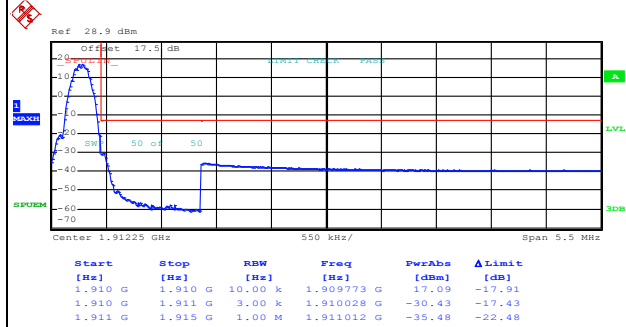
GSM1900 (EDGE class 8)

Lowest Band Edge

Highest Band Edge



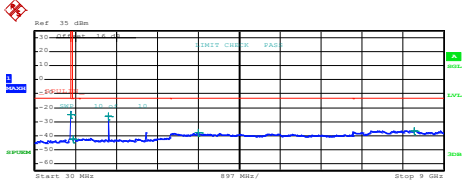
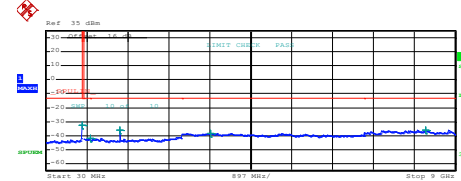
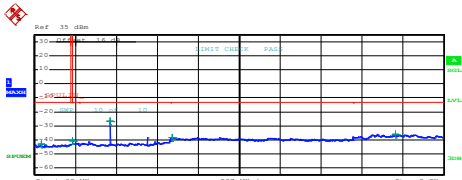
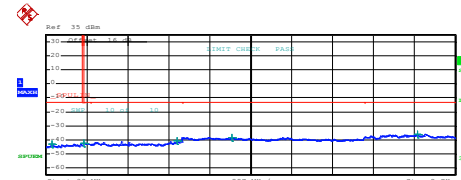
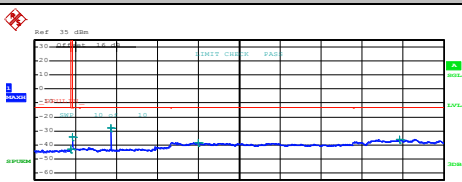
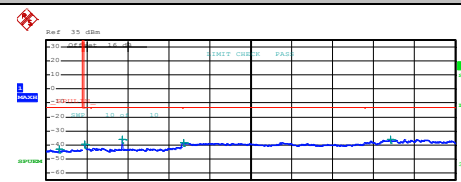
Date: 20.APR.2022 11:09:34



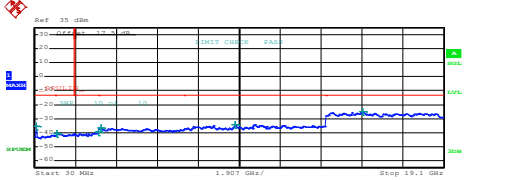
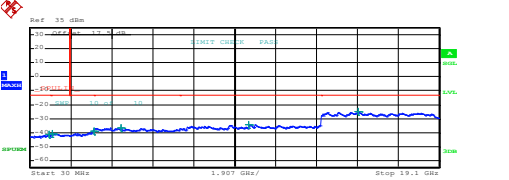
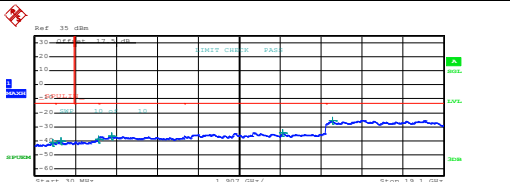
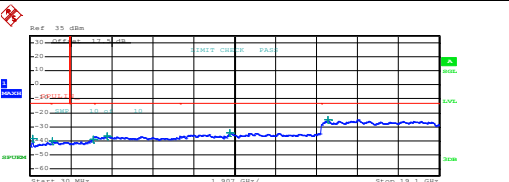
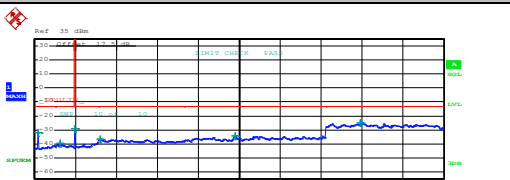
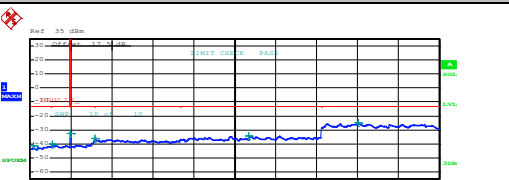
Date: 20.APR.2022 11:11:11



# Conducted Spurious Emission

GSM850 (GPRS class 8)	GSM850 (EDGE class 8)																																																																								
Lowest Channel	Lowest Channel																																																																								
 <table border="1" data-bbox="239 660 670 739"> <thead> <tr> <th>Start [Hz]</th> <th>Stop [Hz]</th> <th>RBW [Hz]</th> <th>Freq [Hz]</th> <th>Power [dBm]</th> <th>Limit [dBm]</th> </tr> </thead> <tbody> <tr> <td>35,000 M</td> <td>820,000 M</td> <td>1,000 M</td> <td>816,802500 M</td> <td>-24.95</td> <td>-11.95</td> </tr> <tr> <td>855,000 M</td> <td>1,000 G</td> <td>1,000 M</td> <td>878,707500 M</td> <td>-42.50</td> <td>-29.50</td> </tr> <tr> <td>1,000 G</td> <td>3,000 G</td> <td>1,000 M</td> <td>1,648500 G</td> <td>-26.15</td> <td>-23.15</td> </tr> <tr> <td>3,000 G</td> <td>7,000 G</td> <td>1,000 M</td> <td>3,622000 G</td> <td>-37.96</td> <td>-24.96</td> </tr> <tr> <td>7,000 G</td> <td>9,000 G</td> <td>1,000 M</td> <td>8,345500 G</td> <td>-36.35</td> <td>-23.35</td> </tr> </tbody> </table> <p>Date: 20.APR.2022 10:21:42</p>	Start [Hz]	Stop [Hz]	RBW [Hz]	Freq [Hz]	Power [dBm]	Limit [dBm]	35,000 M	820,000 M	1,000 M	816,802500 M	-24.95	-11.95	855,000 M	1,000 G	1,000 M	878,707500 M	-42.50	-29.50	1,000 G	3,000 G	1,000 M	1,648500 G	-26.15	-23.15	3,000 G	7,000 G	1,000 M	3,622000 G	-37.96	-24.96	7,000 G	9,000 G	1,000 M	8,345500 G	-36.35	-23.35	 <table border="1" data-bbox="877 660 1308 739"> <thead> <tr> <th>Start [Hz]</th> <th>Stop [Hz]</th> <th>RBW [Hz]</th> <th>Freq [Hz]</th> <th>Power [dBm]</th> <th>Limit [dBm]</th> </tr> </thead> <tbody> <tr> <td>35,000 M</td> <td>820,000 M</td> <td>1,000 M</td> <td>816,802500 M</td> <td>-25.82</td> <td>-12.82</td> </tr> <tr> <td>855,000 M</td> <td>1,000 G</td> <td>1,000 M</td> <td>896,955010 M</td> <td>-42.12</td> <td>-29.12</td> </tr> <tr> <td>1,000 G</td> <td>3,000 G</td> <td>1,000 M</td> <td>1,648500 G</td> <td>-26.00</td> <td>-23.00</td> </tr> <tr> <td>3,000 G</td> <td>7,000 G</td> <td>1,000 M</td> <td>3,641000 G</td> <td>-38.22</td> <td>-25.22</td> </tr> <tr> <td>7,000 G</td> <td>9,000 G</td> <td>1,000 M</td> <td>8,362000 G</td> <td>-36.05</td> <td>-23.05</td> </tr> </tbody> </table> <p>Date: 20.APR.2022 10:35:38</p>	Start [Hz]	Stop [Hz]	RBW [Hz]	Freq [Hz]	Power [dBm]	Limit [dBm]	35,000 M	820,000 M	1,000 M	816,802500 M	-25.82	-12.82	855,000 M	1,000 G	1,000 M	896,955010 M	-42.12	-29.12	1,000 G	3,000 G	1,000 M	1,648500 G	-26.00	-23.00	3,000 G	7,000 G	1,000 M	3,641000 G	-38.22	-25.22	7,000 G	9,000 G	1,000 M	8,362000 G	-36.05	-23.05
Start [Hz]	Stop [Hz]	RBW [Hz]	Freq [Hz]	Power [dBm]	Limit [dBm]																																																																				
35,000 M	820,000 M	1,000 M	816,802500 M	-24.95	-11.95																																																																				
855,000 M	1,000 G	1,000 M	878,707500 M	-42.50	-29.50																																																																				
1,000 G	3,000 G	1,000 M	1,648500 G	-26.15	-23.15																																																																				
3,000 G	7,000 G	1,000 M	3,622000 G	-37.96	-24.96																																																																				
7,000 G	9,000 G	1,000 M	8,345500 G	-36.35	-23.35																																																																				
Start [Hz]	Stop [Hz]	RBW [Hz]	Freq [Hz]	Power [dBm]	Limit [dBm]																																																																				
35,000 M	820,000 M	1,000 M	816,802500 M	-25.82	-12.82																																																																				
855,000 M	1,000 G	1,000 M	896,955010 M	-42.12	-29.12																																																																				
1,000 G	3,000 G	1,000 M	1,648500 G	-26.00	-23.00																																																																				
3,000 G	7,000 G	1,000 M	3,641000 G	-38.22	-25.22																																																																				
7,000 G	9,000 G	1,000 M	8,362000 G	-36.05	-23.05																																																																				
Middle Channel	Middle Channel																																																																								
 <table border="1" data-bbox="239 1176 670 1254"> <thead> <tr> <th>Start [Hz]</th> <th>Stop [Hz]</th> <th>RBW [Hz]</th> <th>Freq [Hz]</th> <th>Power [dBm]</th> <th>Limit [dBm]</th> </tr> </thead> <tbody> <tr> <td>35,000 M</td> <td>820,000 M</td> <td>1,000 M</td> <td>180,890000 M</td> <td>-43.21</td> <td>-30.21</td> </tr> <tr> <td>855,000 M</td> <td>1,000 G</td> <td>1,000 M</td> <td>820,688700 M</td> <td>-40.85</td> <td>-27.85</td> </tr> <tr> <td>1,000 G</td> <td>3,000 G</td> <td>1,000 M</td> <td>1,673000 G</td> <td>-26.93</td> <td>-13.93</td> </tr> <tr> <td>3,000 G</td> <td>7,000 G</td> <td>1,000 M</td> <td>3,637000 G</td> <td>-38.35</td> <td>-25.35</td> </tr> <tr> <td>7,000 G</td> <td>9,000 G</td> <td>1,000 M</td> <td>7,944500 G</td> <td>-36.98</td> <td>-23.98</td> </tr> </tbody> </table> <p>Date: 20.APR.2022 10:22:36</p>	Start [Hz]	Stop [Hz]	RBW [Hz]	Freq [Hz]	Power [dBm]	Limit [dBm]	35,000 M	820,000 M	1,000 M	180,890000 M	-43.21	-30.21	855,000 M	1,000 G	1,000 M	820,688700 M	-40.85	-27.85	1,000 G	3,000 G	1,000 M	1,673000 G	-26.93	-13.93	3,000 G	7,000 G	1,000 M	3,637000 G	-38.35	-25.35	7,000 G	9,000 G	1,000 M	7,944500 G	-36.98	-23.98	 <table border="1" data-bbox="877 1176 1308 1254"> <thead> <tr> <th>Start [Hz]</th> <th>Stop [Hz]</th> <th>RBW [Hz]</th> <th>Freq [Hz]</th> <th>Power [dBm]</th> <th>Limit [dBm]</th> </tr> </thead> <tbody> <tr> <td>35,000 M</td> <td>820,000 M</td> <td>1,000 M</td> <td>147,335000 M</td> <td>-43.23</td> <td>-30.23</td> </tr> <tr> <td>855,000 M</td> <td>1,000 G</td> <td>1,000 M</td> <td>826,268700 M</td> <td>-42.33</td> <td>-29.33</td> </tr> <tr> <td>1,000 G</td> <td>3,000 G</td> <td>1,000 M</td> <td>2,900500 G</td> <td>-40.78</td> <td>-27.78</td> </tr> <tr> <td>3,000 G</td> <td>7,000 G</td> <td>1,000 M</td> <td>4,097000 G</td> <td>-38.17</td> <td>-25.17</td> </tr> <tr> <td>7,000 G</td> <td>9,000 G</td> <td>1,000 M</td> <td>8,161000 G</td> <td>-35.96</td> <td>-22.96</td> </tr> </tbody> </table> <p>Date: 20.APR.2022 10:36:35</p>	Start [Hz]	Stop [Hz]	RBW [Hz]	Freq [Hz]	Power [dBm]	Limit [dBm]	35,000 M	820,000 M	1,000 M	147,335000 M	-43.23	-30.23	855,000 M	1,000 G	1,000 M	826,268700 M	-42.33	-29.33	1,000 G	3,000 G	1,000 M	2,900500 G	-40.78	-27.78	3,000 G	7,000 G	1,000 M	4,097000 G	-38.17	-25.17	7,000 G	9,000 G	1,000 M	8,161000 G	-35.96	-22.96
Start [Hz]	Stop [Hz]	RBW [Hz]	Freq [Hz]	Power [dBm]	Limit [dBm]																																																																				
35,000 M	820,000 M	1,000 M	180,890000 M	-43.21	-30.21																																																																				
855,000 M	1,000 G	1,000 M	820,688700 M	-40.85	-27.85																																																																				
1,000 G	3,000 G	1,000 M	1,673000 G	-26.93	-13.93																																																																				
3,000 G	7,000 G	1,000 M	3,637000 G	-38.35	-25.35																																																																				
7,000 G	9,000 G	1,000 M	7,944500 G	-36.98	-23.98																																																																				
Start [Hz]	Stop [Hz]	RBW [Hz]	Freq [Hz]	Power [dBm]	Limit [dBm]																																																																				
35,000 M	820,000 M	1,000 M	147,335000 M	-43.23	-30.23																																																																				
855,000 M	1,000 G	1,000 M	826,268700 M	-42.33	-29.33																																																																				
1,000 G	3,000 G	1,000 M	2,900500 G	-40.78	-27.78																																																																				
3,000 G	7,000 G	1,000 M	4,097000 G	-38.17	-25.17																																																																				
7,000 G	9,000 G	1,000 M	8,161000 G	-35.96	-22.96																																																																				
Highest Channel	Highest Channel																																																																								
 <table border="1" data-bbox="239 1691 670 1769"> <thead> <tr> <th>Start [Hz]</th> <th>Stop [Hz]</th> <th>RBW [Hz]</th> <th>Freq [Hz]</th> <th>Power [dBm]</th> <th>Limit [dBm]</th> </tr> </thead> <tbody> <tr> <td>35,000 M</td> <td>820,000 M</td> <td>1,000 M</td> <td>811,180500 M</td> <td>-40.98</td> <td>-27.98</td> </tr> <tr> <td>855,000 M</td> <td>1,000 G</td> <td>1,000 M</td> <td>850,036250 M</td> <td>-34.05</td> <td>-21.05</td> </tr> <tr> <td>1,000 G</td> <td>3,000 G</td> <td>1,000 M</td> <td>1,697500 G</td> <td>-27.99</td> <td>-14.99</td> </tr> <tr> <td>3,000 G</td> <td>7,000 G</td> <td>1,000 M</td> <td>3,621000 G</td> <td>-38.25</td> <td>-25.25</td> </tr> <tr> <td>7,000 G</td> <td>9,000 G</td> <td>1,000 M</td> <td>8,031500 G</td> <td>-35.81</td> <td>-22.81</td> </tr> </tbody> </table> <p>Date: 20.APR.2022 10:23:30</p>	Start [Hz]	Stop [Hz]	RBW [Hz]	Freq [Hz]	Power [dBm]	Limit [dBm]	35,000 M	820,000 M	1,000 M	811,180500 M	-40.98	-27.98	855,000 M	1,000 G	1,000 M	850,036250 M	-34.05	-21.05	1,000 G	3,000 G	1,000 M	1,697500 G	-27.99	-14.99	3,000 G	7,000 G	1,000 M	3,621000 G	-38.25	-25.25	7,000 G	9,000 G	1,000 M	8,031500 G	-35.81	-22.81	 <table border="1" data-bbox="877 1691 1308 1769"> <thead> <tr> <th>Start [Hz]</th> <th>Stop [Hz]</th> <th>RBW [Hz]</th> <th>Freq [Hz]</th> <th>Power [dBm]</th> <th>Limit [dBm]</th> </tr> </thead> <tbody> <tr> <td>35,000 M</td> <td>820,000 M</td> <td>1,000 M</td> <td>316,077500 M</td> <td>-42.99</td> <td>-29.99</td> </tr> <tr> <td>855,000 M</td> <td>1,000 G</td> <td>1,000 M</td> <td>867,868751 M</td> <td>-39.31</td> <td>-26.31</td> </tr> <tr> <td>1,000 G</td> <td>3,000 G</td> <td>1,000 M</td> <td>1,697500 G</td> <td>-36.31</td> <td>-23.31</td> </tr> <tr> <td>3,000 G</td> <td>7,000 G</td> <td>1,000 M</td> <td>4,036000 G</td> <td>-38.16</td> <td>-25.16</td> </tr> <tr> <td>7,000 G</td> <td>9,000 G</td> <td>1,000 M</td> <td>7,588500 G</td> <td>-36.01</td> <td>-23.01</td> </tr> </tbody> </table> <p>Date: 20.APR.2022 10:37:29</p>	Start [Hz]	Stop [Hz]	RBW [Hz]	Freq [Hz]	Power [dBm]	Limit [dBm]	35,000 M	820,000 M	1,000 M	316,077500 M	-42.99	-29.99	855,000 M	1,000 G	1,000 M	867,868751 M	-39.31	-26.31	1,000 G	3,000 G	1,000 M	1,697500 G	-36.31	-23.31	3,000 G	7,000 G	1,000 M	4,036000 G	-38.16	-25.16	7,000 G	9,000 G	1,000 M	7,588500 G	-36.01	-23.01
Start [Hz]	Stop [Hz]	RBW [Hz]	Freq [Hz]	Power [dBm]	Limit [dBm]																																																																				
35,000 M	820,000 M	1,000 M	811,180500 M	-40.98	-27.98																																																																				
855,000 M	1,000 G	1,000 M	850,036250 M	-34.05	-21.05																																																																				
1,000 G	3,000 G	1,000 M	1,697500 G	-27.99	-14.99																																																																				
3,000 G	7,000 G	1,000 M	3,621000 G	-38.25	-25.25																																																																				
7,000 G	9,000 G	1,000 M	8,031500 G	-35.81	-22.81																																																																				
Start [Hz]	Stop [Hz]	RBW [Hz]	Freq [Hz]	Power [dBm]	Limit [dBm]																																																																				
35,000 M	820,000 M	1,000 M	316,077500 M	-42.99	-29.99																																																																				
855,000 M	1,000 G	1,000 M	867,868751 M	-39.31	-26.31																																																																				
1,000 G	3,000 G	1,000 M	1,697500 G	-36.31	-23.31																																																																				
3,000 G	7,000 G	1,000 M	4,036000 G	-38.16	-25.16																																																																				
7,000 G	9,000 G	1,000 M	7,588500 G	-36.01	-23.01																																																																				



GSM1900 (GPRS class 8)	GSM1900 (EDGE class 8)																																																																																				
Lowest Channel	Lowest Channel																																																																																				
 <table border="1" data-bbox="239 571 686 672"> <thead> <tr> <th>Start [Hz]</th> <th>Stop [Hz]</th> <th>RBW [Hz]</th> <th>Freq [Hz]</th> <th>PwrAve [dBm]</th> <th>ΔLimit [dB]</th> </tr> </thead> <tbody> <tr><td>30.000 M</td><td>1.000 G</td><td>1.00 M</td><td>111.965000 M</td><td>-35.15</td><td>-22.15</td></tr> <tr><td>1.000 G</td><td>1.845 G</td><td>1.00 M</td><td>1.053657 G</td><td>-40.57</td><td>-27.57</td></tr> <tr><td>1.845 G</td><td>3.000 G</td><td>1.00 M</td><td>2.988709 G</td><td>-39.33</td><td>-26.33</td></tr> <tr><td>3.000 G</td><td>7.000 G</td><td>1.00 M</td><td>3.106000 G</td><td>-36.92</td><td>-23.92</td></tr> <tr><td>7.000 G</td><td>13.600 G</td><td>1.00 M</td><td>9.361150 G</td><td>-34.56</td><td>-21.56</td></tr> <tr><td>13.600 G</td><td>19.100 G</td><td>1.00 M</td><td>15.337312 G</td><td>-25.10</td><td>-12.10</td></tr> </tbody> </table> <p data-bbox="207 828 399 851">Date: 20.APR.2022 10:51:12</p>	Start [Hz]	Stop [Hz]	RBW [Hz]	Freq [Hz]	PwrAve [dBm]	ΔLimit [dB]	30.000 M	1.000 G	1.00 M	111.965000 M	-35.15	-22.15	1.000 G	1.845 G	1.00 M	1.053657 G	-40.57	-27.57	1.845 G	3.000 G	1.00 M	2.988709 G	-39.33	-26.33	3.000 G	7.000 G	1.00 M	3.106000 G	-36.92	-23.92	7.000 G	13.600 G	1.00 M	9.361150 G	-34.56	-21.56	13.600 G	19.100 G	1.00 M	15.337312 G	-25.10	-12.10	 <table border="1" data-bbox="893 571 1340 672"> <thead> <tr> <th>Start [Hz]</th> <th>Stop [Hz]</th> <th>RBW [Hz]</th> <th>Freq [Hz]</th> <th>PwrAve [dBm]</th> <th>ΔLimit [dB]</th> </tr> </thead> <tbody> <tr><td>30.000 M</td><td>1.000 G</td><td>1.00 M</td><td>891.340000 M</td><td>-41.30</td><td>-28.30</td></tr> <tr><td>1.000 G</td><td>1.845 G</td><td>1.00 M</td><td>1.078796 G</td><td>-40.62</td><td>-27.62</td></tr> <tr><td>1.845 G</td><td>3.000 G</td><td>1.00 M</td><td>2.999386 G</td><td>-39.94</td><td>-26.94</td></tr> <tr><td>3.000 G</td><td>7.000 G</td><td>1.00 M</td><td>4.251000 G</td><td>-36.87</td><td>-23.87</td></tr> <tr><td>7.000 G</td><td>13.600 G</td><td>1.00 M</td><td>10.213025 G</td><td>-34.30</td><td>-21.30</td></tr> <tr><td>13.600 G</td><td>19.100 G</td><td>1.00 M</td><td>15.340750 G</td><td>-24.71</td><td>-11.71</td></tr> </tbody> </table> <p data-bbox="861 828 1053 851">Date: 20.APR.2022 11:04:08</p>	Start [Hz]	Stop [Hz]	RBW [Hz]	Freq [Hz]	PwrAve [dBm]	ΔLimit [dB]	30.000 M	1.000 G	1.00 M	891.340000 M	-41.30	-28.30	1.000 G	1.845 G	1.00 M	1.078796 G	-40.62	-27.62	1.845 G	3.000 G	1.00 M	2.999386 G	-39.94	-26.94	3.000 G	7.000 G	1.00 M	4.251000 G	-36.87	-23.87	7.000 G	13.600 G	1.00 M	10.213025 G	-34.30	-21.30	13.600 G	19.100 G	1.00 M	15.340750 G	-24.71	-11.71
Start [Hz]	Stop [Hz]	RBW [Hz]	Freq [Hz]	PwrAve [dBm]	ΔLimit [dB]																																																																																
30.000 M	1.000 G	1.00 M	111.965000 M	-35.15	-22.15																																																																																
1.000 G	1.845 G	1.00 M	1.053657 G	-40.57	-27.57																																																																																
1.845 G	3.000 G	1.00 M	2.988709 G	-39.33	-26.33																																																																																
3.000 G	7.000 G	1.00 M	3.106000 G	-36.92	-23.92																																																																																
7.000 G	13.600 G	1.00 M	9.361150 G	-34.56	-21.56																																																																																
13.600 G	19.100 G	1.00 M	15.337312 G	-25.10	-12.10																																																																																
Start [Hz]	Stop [Hz]	RBW [Hz]	Freq [Hz]	PwrAve [dBm]	ΔLimit [dB]																																																																																
30.000 M	1.000 G	1.00 M	891.340000 M	-41.30	-28.30																																																																																
1.000 G	1.845 G	1.00 M	1.078796 G	-40.62	-27.62																																																																																
1.845 G	3.000 G	1.00 M	2.999386 G	-39.94	-26.94																																																																																
3.000 G	7.000 G	1.00 M	4.251000 G	-36.87	-23.87																																																																																
7.000 G	13.600 G	1.00 M	10.213025 G	-34.30	-21.30																																																																																
13.600 G	19.100 G	1.00 M	15.340750 G	-24.71	-11.71																																																																																
Middle Channel	Middle Channel																																																																																				
 <table border="1" data-bbox="239 1084 686 1187"> <thead> <tr> <th>Start [Hz]</th> <th>Stop [Hz]</th> <th>RBW [Hz]</th> <th>Freq [Hz]</th> <th>PwrAve [dBm]</th> <th>ΔLimit [dB]</th> </tr> </thead> <tbody> <tr><td>30.000 M</td><td>1.000 G</td><td>1.00 M</td><td>866.382500 M</td><td>-41.55</td><td>-28.55</td></tr> <tr><td>1.000 G</td><td>3.845 G</td><td>1.00 M</td><td>1.268000 G</td><td>-40.60</td><td>-27.60</td></tr> <tr><td>1.915 G</td><td>3.000 G</td><td>1.00 M</td><td>2.961049 G</td><td>-38.92</td><td>-25.92</td></tr> <tr><td>3.000 G</td><td>7.000 G</td><td>1.00 M</td><td>3.601000 G</td><td>-36.91</td><td>-23.91</td></tr> <tr><td>7.000 G</td><td>13.600 G</td><td>1.00 M</td><td>11.609150 G</td><td>-34.29</td><td>-21.29</td></tr> <tr><td>13.600 G</td><td>19.100 G</td><td>1.00 M</td><td>13.928625 G</td><td>-25.49</td><td>-12.49</td></tr> </tbody> </table> <p data-bbox="207 1344 399 1366">Date: 20.APR.2022 10:52:07</p>	Start [Hz]	Stop [Hz]	RBW [Hz]	Freq [Hz]	PwrAve [dBm]	ΔLimit [dB]	30.000 M	1.000 G	1.00 M	866.382500 M	-41.55	-28.55	1.000 G	3.845 G	1.00 M	1.268000 G	-40.60	-27.60	1.915 G	3.000 G	1.00 M	2.961049 G	-38.92	-25.92	3.000 G	7.000 G	1.00 M	3.601000 G	-36.91	-23.91	7.000 G	13.600 G	1.00 M	11.609150 G	-34.29	-21.29	13.600 G	19.100 G	1.00 M	13.928625 G	-25.49	-12.49	 <table border="1" data-bbox="893 1084 1340 1187"> <thead> <tr> <th>Start [Hz]</th> <th>Stop [Hz]</th> <th>RBW [Hz]</th> <th>Freq [Hz]</th> <th>PwrAve [dBm]</th> <th>ΔLimit [dB]</th> </tr> </thead> <tbody> <tr><td>30.000 M</td><td>1.000 G</td><td>1.00 M</td><td>141.792500 M</td><td>-38.66</td><td>-25.66</td></tr> <tr><td>1.000 G</td><td>3.845 G</td><td>1.00 M</td><td>1.023938 G</td><td>-40.38</td><td>-27.38</td></tr> <tr><td>1.915 G</td><td>3.000 G</td><td>1.00 M</td><td>2.954701 G</td><td>-39.13</td><td>-26.13</td></tr> <tr><td>3.000 G</td><td>7.000 G</td><td>1.00 M</td><td>3.614000 G</td><td>-36.64</td><td>-23.64</td></tr> <tr><td>7.000 G</td><td>13.600 G</td><td>1.00 M</td><td>9.346000 G</td><td>-34.41</td><td>-21.41</td></tr> <tr><td>13.600 G</td><td>19.100 G</td><td>1.00 M</td><td>13.896313 G</td><td>-24.76</td><td>-11.76</td></tr> </tbody> </table> <p data-bbox="861 1344 1053 1366">Date: 20.APR.2022 11:05:02</p>	Start [Hz]	Stop [Hz]	RBW [Hz]	Freq [Hz]	PwrAve [dBm]	ΔLimit [dB]	30.000 M	1.000 G	1.00 M	141.792500 M	-38.66	-25.66	1.000 G	3.845 G	1.00 M	1.023938 G	-40.38	-27.38	1.915 G	3.000 G	1.00 M	2.954701 G	-39.13	-26.13	3.000 G	7.000 G	1.00 M	3.614000 G	-36.64	-23.64	7.000 G	13.600 G	1.00 M	9.346000 G	-34.41	-21.41	13.600 G	19.100 G	1.00 M	13.896313 G	-24.76	-11.76
Start [Hz]	Stop [Hz]	RBW [Hz]	Freq [Hz]	PwrAve [dBm]	ΔLimit [dB]																																																																																
30.000 M	1.000 G	1.00 M	866.382500 M	-41.55	-28.55																																																																																
1.000 G	3.845 G	1.00 M	1.268000 G	-40.60	-27.60																																																																																
1.915 G	3.000 G	1.00 M	2.961049 G	-38.92	-25.92																																																																																
3.000 G	7.000 G	1.00 M	3.601000 G	-36.91	-23.91																																																																																
7.000 G	13.600 G	1.00 M	11.609150 G	-34.29	-21.29																																																																																
13.600 G	19.100 G	1.00 M	13.928625 G	-25.49	-12.49																																																																																
Start [Hz]	Stop [Hz]	RBW [Hz]	Freq [Hz]	PwrAve [dBm]	ΔLimit [dB]																																																																																
30.000 M	1.000 G	1.00 M	141.792500 M	-38.66	-25.66																																																																																
1.000 G	3.845 G	1.00 M	1.023938 G	-40.38	-27.38																																																																																
1.915 G	3.000 G	1.00 M	2.954701 G	-39.13	-26.13																																																																																
3.000 G	7.000 G	1.00 M	3.614000 G	-36.64	-23.64																																																																																
7.000 G	13.600 G	1.00 M	9.346000 G	-34.41	-21.41																																																																																
13.600 G	19.100 G	1.00 M	13.896313 G	-24.76	-11.76																																																																																
Highest Channel	Highest Channel																																																																																				
 <table border="1" data-bbox="239 1599 686 1702"> <thead> <tr> <th>Start [Hz]</th> <th>Stop [Hz]</th> <th>RBW [Hz]</th> <th>Freq [Hz]</th> <th>PwrAve [dBm]</th> <th>ΔLimit [dB]</th> </tr> </thead> <tbody> <tr><td>30.000 M</td><td>1.000 G</td><td>1.00 M</td><td>171.620000 M</td><td>-32.00</td><td>-19.00</td></tr> <tr><td>1.000 G</td><td>1.845 G</td><td>1.00 M</td><td>1.220968 G</td><td>-39.81</td><td>-26.81</td></tr> <tr><td>1.845 G</td><td>3.000 G</td><td>1.00 M</td><td>1.932071 G</td><td>-39.32</td><td>-26.32</td></tr> <tr><td>3.000 G</td><td>7.000 G</td><td>1.00 M</td><td>3.078000 G</td><td>-36.64</td><td>-23.64</td></tr> <tr><td>7.000 G</td><td>13.600 G</td><td>1.00 M</td><td>9.365275 G</td><td>-34.45</td><td>-21.45</td></tr> <tr><td>13.600 G</td><td>19.100 G</td><td>1.00 M</td><td>15.223125 G</td><td>-25.09</td><td>-12.09</td></tr> </tbody> </table> <p data-bbox="207 1859 399 1881">Date: 20.APR.2022 10:53:01</p>	Start [Hz]	Stop [Hz]	RBW [Hz]	Freq [Hz]	PwrAve [dBm]	ΔLimit [dB]	30.000 M	1.000 G	1.00 M	171.620000 M	-32.00	-19.00	1.000 G	1.845 G	1.00 M	1.220968 G	-39.81	-26.81	1.845 G	3.000 G	1.00 M	1.932071 G	-39.32	-26.32	3.000 G	7.000 G	1.00 M	3.078000 G	-36.64	-23.64	7.000 G	13.600 G	1.00 M	9.365275 G	-34.45	-21.45	13.600 G	19.100 G	1.00 M	15.223125 G	-25.09	-12.09	 <table border="1" data-bbox="893 1599 1340 1702"> <thead> <tr> <th>Start [Hz]</th> <th>Stop [Hz]</th> <th>RBW [Hz]</th> <th>Freq [Hz]</th> <th>PwrAve [dBm]</th> <th>ΔLimit [dB]</th> </tr> </thead> <tbody> <tr><td>30.000 M</td><td>1.000 G</td><td>1.00 M</td><td>171.075000 M</td><td>-41.64</td><td>-28.64</td></tr> <tr><td>1.000 G</td><td>1.845 G</td><td>1.00 M</td><td>1.043518 G</td><td>-39.97</td><td>-26.97</td></tr> <tr><td>1.845 G</td><td>3.000 G</td><td>1.00 M</td><td>1.932071 G</td><td>-39.60</td><td>-26.60</td></tr> <tr><td>3.000 G</td><td>7.000 G</td><td>1.00 M</td><td>3.060000 G</td><td>-36.32</td><td>-23.32</td></tr> <tr><td>7.000 G</td><td>13.600 G</td><td>1.00 M</td><td>10.222450 G</td><td>-34.34</td><td>-21.34</td></tr> <tr><td>13.600 G</td><td>19.100 G</td><td>1.00 M</td><td>15.336625 G</td><td>-24.67</td><td>-11.67</td></tr> </tbody> </table> <p data-bbox="861 1859 1053 1881">Date: 20.APR.2022 11:05:57</p>	Start [Hz]	Stop [Hz]	RBW [Hz]	Freq [Hz]	PwrAve [dBm]	ΔLimit [dB]	30.000 M	1.000 G	1.00 M	171.075000 M	-41.64	-28.64	1.000 G	1.845 G	1.00 M	1.043518 G	-39.97	-26.97	1.845 G	3.000 G	1.00 M	1.932071 G	-39.60	-26.60	3.000 G	7.000 G	1.00 M	3.060000 G	-36.32	-23.32	7.000 G	13.600 G	1.00 M	10.222450 G	-34.34	-21.34	13.600 G	19.100 G	1.00 M	15.336625 G	-24.67	-11.67
Start [Hz]	Stop [Hz]	RBW [Hz]	Freq [Hz]	PwrAve [dBm]	ΔLimit [dB]																																																																																
30.000 M	1.000 G	1.00 M	171.620000 M	-32.00	-19.00																																																																																
1.000 G	1.845 G	1.00 M	1.220968 G	-39.81	-26.81																																																																																
1.845 G	3.000 G	1.00 M	1.932071 G	-39.32	-26.32																																																																																
3.000 G	7.000 G	1.00 M	3.078000 G	-36.64	-23.64																																																																																
7.000 G	13.600 G	1.00 M	9.365275 G	-34.45	-21.45																																																																																
13.600 G	19.100 G	1.00 M	15.223125 G	-25.09	-12.09																																																																																
Start [Hz]	Stop [Hz]	RBW [Hz]	Freq [Hz]	PwrAve [dBm]	ΔLimit [dB]																																																																																
30.000 M	1.000 G	1.00 M	171.075000 M	-41.64	-28.64																																																																																
1.000 G	1.845 G	1.00 M	1.043518 G	-39.97	-26.97																																																																																
1.845 G	3.000 G	1.00 M	1.932071 G	-39.60	-26.60																																																																																
3.000 G	7.000 G	1.00 M	3.060000 G	-36.32	-23.32																																																																																
7.000 G	13.600 G	1.00 M	10.222450 G	-34.34	-21.34																																																																																
13.600 G	19.100 G	1.00 M	15.336625 G	-24.67	-11.67																																																																																



**Frequency Stability**

Test Conditions	Middle Channel	GSM850 (GPRS class 8)	GSM850 (EDGE class 8)	Limit 2.5ppm
Temperature (°C)	Voltage (Volt)	Deviation (ppm)		Result
50	Normal Voltage	0.0084	0.0000	PASS
40	Normal Voltage	0.0048	0.0084	
30	Normal Voltage	0.0012	0.0036	
20(Ref.)	Normal Voltage	0.0000	0.0000	
10	Normal Voltage	0.0084	0.0048	
0	Normal Voltage	0.0143	0.0084	
-10	Normal Voltage	0.0215	0.0012	
-20	Normal Voltage	0.0132	0.0024	
-30	Normal Voltage	0.0048	0.0048	
20	Maximum Voltage	0.0036	0.0084	
20	Normal Voltage	0.0000	0.0000	
20	Battery End Point	0.0036	0.0155	
Test Conditions	Middle Channel	GSM1900 (GPRS class 8)	GSM1900 (EDGE class 8)	
Temperature (°C)	Voltage (Volt)	Deviation (ppm)		Result
50	Normal Voltage	0.0074	0.0043	PASS
40	Normal Voltage	0.0048	0.0021	
30	Normal Voltage	0.0027	0.0011	
20(Ref.)	Normal Voltage	0.0000	0.0000	
10	Normal Voltage	0.0032	0.0027	
0	Normal Voltage	0.0106	0.0064	
-10	Normal Voltage	0.0043	0.0037	
-20	Normal Voltage	0.0005	0.0016	
-30	Normal Voltage	0.0043	0.0005	
20	Maximum Voltage	0.0032	0.0021	
20	Normal Voltage	0.0000	0.0000	
20	Battery End Point	0.0011	0.0037	

**Note:**

1. Normal Voltage = 4V. ; Battery End Point (BEP) = 3.8 V. ; Maximum Voltage =4.4 V
2. The frequency fundamental emissions stay within the authorized frequency block.

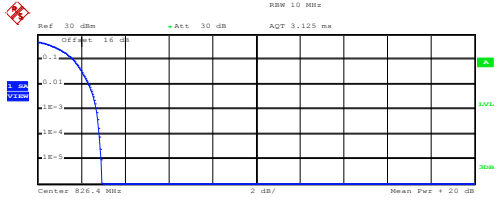
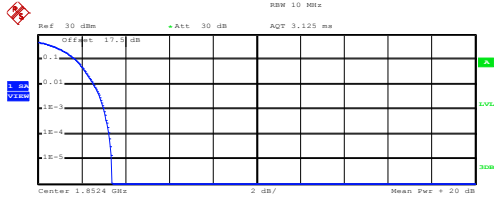
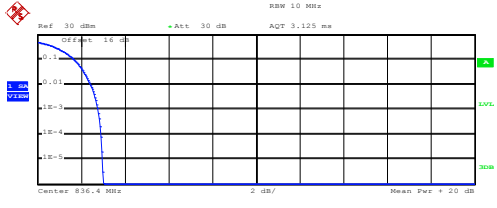
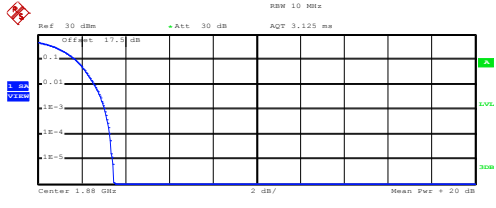
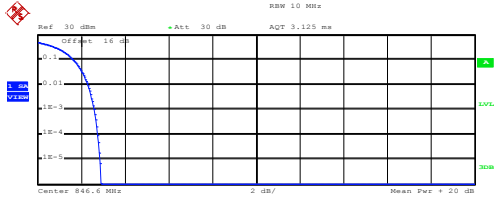
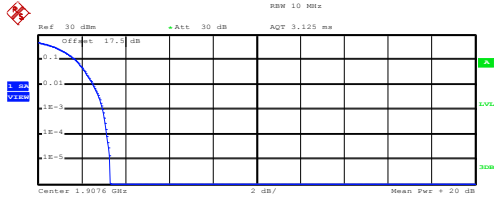


### A3. WCDMA

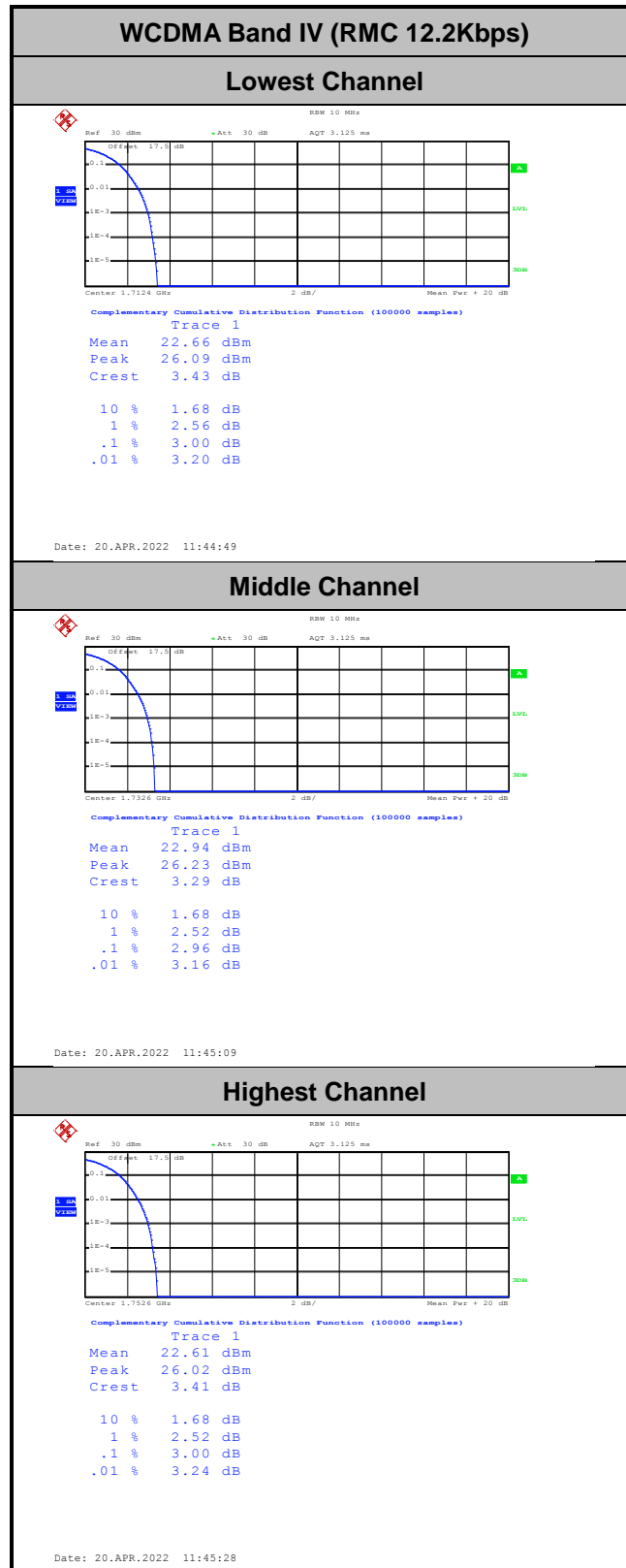
#### Peak-to-Average Ratio

Mode	WCDMA Band V	WCDMA Band II	WCDMA Band IV	Limit: 13dB
Mod.	RMC 12.2Kbps	RMC 12.2Kbps	RMC 12.2Kbps	Result
Lowest CH	2.68	3.04	3.00	<b>PASS</b>
Middle CH	2.76	3.04	2.96	
Highest CH	2.60	2.96	3.00	



WCDMA Band V (RMC 12.2Kbps)	WCDMA Band II (RMC 12.2Kbps)
<p style="text-align: center;"><b>Lowest Channel</b></p>  <p>Center 826.4 MHz      2 dB/      Mean Pwr + 20 dB</p> <p>Complementary Cumulative Distribution Function (100000 samples)</p> <p>Trace 1</p> <p>Mean 23.56 dBm Peak 26.51 dBm Crest 2.95 dB</p> <p>10 % 1.64 dB 1 % 2.36 dB .1 % 2.68 dB .01 % 2.84 dB</p> <p>Date: 20.APR.2022 13:38:04</p>	<p style="text-align: center;"><b>Lowest Channel</b></p>  <p>Center 1.8524 GHz      2 dB/      Mean Pwr + 20 dB</p> <p>Complementary Cumulative Distribution Function (100000 samples)</p> <p>Trace 1</p> <p>Mean 22.70 dBm Peak 26.09 dBm Crest 3.39 dB</p> <p>10 % 1.72 dB 1 % 2.56 dB .1 % 3.04 dB .01 % 3.24 dB</p> <p>Date: 20.APR.2022 11:29:37</p>
<p style="text-align: center;"><b>Middle Channel</b></p>  <p>Center 836.8 MHz      2 dB/      Mean Pwr + 20 dB</p> <p>Complementary Cumulative Distribution Function (100000 samples)</p> <p>Trace 1</p> <p>Mean 23.58 dBm Peak 26.58 dBm Crest 3.00 dB</p> <p>10 % 1.68 dB 1 % 2.44 dB .1 % 2.76 dB .01 % 2.92 dB</p> <p>Date: 20.APR.2022 13:38:24</p>	<p style="text-align: center;"><b>Middle Channel</b></p>  <p>Center 1.88 GHz      2 dB/      Mean Pwr + 20 dB</p> <p>Complementary Cumulative Distribution Function (100000 samples)</p> <p>Trace 1</p> <p>Mean 22.25 dBm Peak 25.74 dBm Crest 3.48 dB</p> <p>10 % 1.72 dB 1 % 2.60 dB .1 % 3.04 dB .01 % 3.28 dB</p> <p>Date: 20.APR.2022 11:30:00</p>
<p style="text-align: center;"><b>Highest Channel</b></p>  <p>Center 846.8 MHz      2 dB/      Mean Pwr + 20 dB</p> <p>Complementary Cumulative Distribution Function (100000 samples)</p> <p>Trace 1</p> <p>Mean 23.61 dBm Peak 26.51 dBm Crest 2.90 dB</p> <p>10 % 1.64 dB 1 % 2.32 dB .1 % 2.60 dB .01 % 2.76 dB</p> <p>Date: 20.APR.2022 13:38:45</p>	<p style="text-align: center;"><b>Highest Channel</b></p>  <p>Center 1.9076 GHz      2 dB/      Mean Pwr + 20 dB</p> <p>Complementary Cumulative Distribution Function (100000 samples)</p> <p>Trace 1</p> <p>Mean 22.15 dBm Peak 25.45 dBm Crest 3.31 dB</p> <p>10 % 1.72 dB 1 % 2.52 dB .1 % 2.96 dB .01 % 3.16 dB</p> <p>Date: 20.APR.2022 11:30:20</p>







**26dB Bandwidth**

Mode	WCDMA Band V: 26dB BW(MHz)	WCDMA Band II: 26dB BW(MHz)	WCDMA Band IV: 26dB BW(MHz)
Mod.	RMC 12.2Kbps	RMC 12.2Kbps	RMC 12.2Kbps
Lowest CH	4.72	4.71	4.72
Middle CH	4.74	4.74	4.72
Highest CH	4.73	4.71	4.71

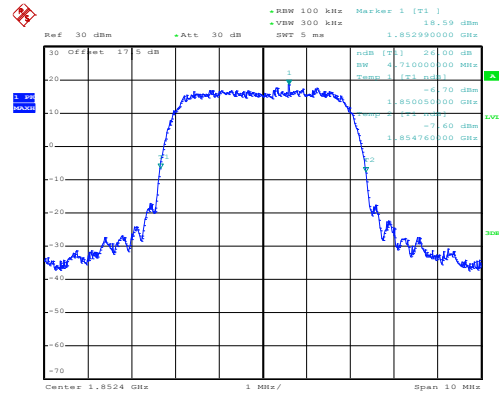
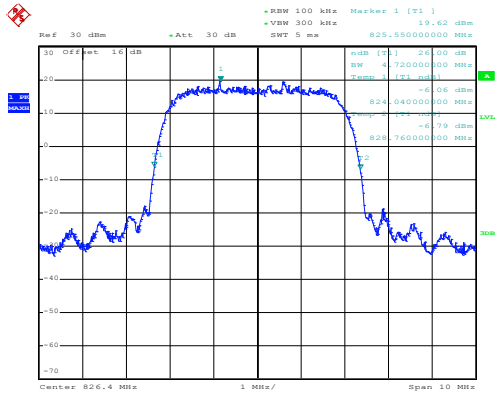


WCDMA Band V (RMC 12.2Kbps)

WCDMA Band II (RMC 12.2Kbps)

Lowest Channel

Lowest Channel

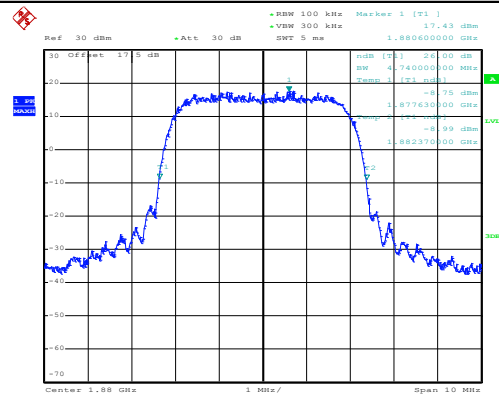
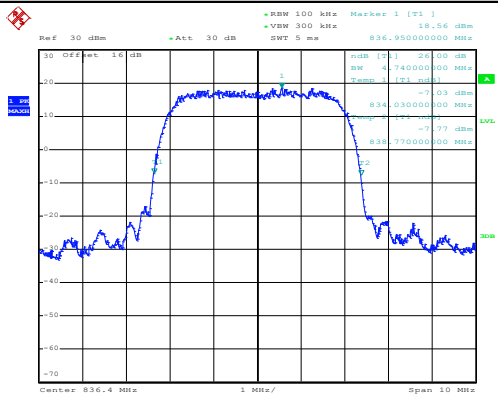


Date: 20.APR.2022 11:48:26

Date: 20.APR.2022 11:16:14

Middle Channel

Middle Channel

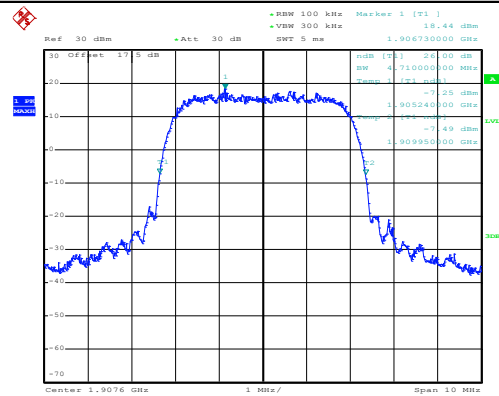
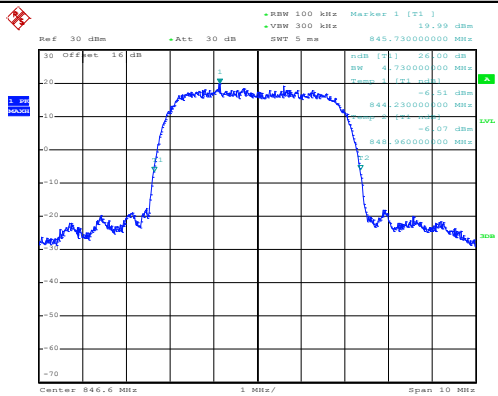


Date: 20.APR.2022 11:49:14

Date: 20.APR.2022 11:16:55

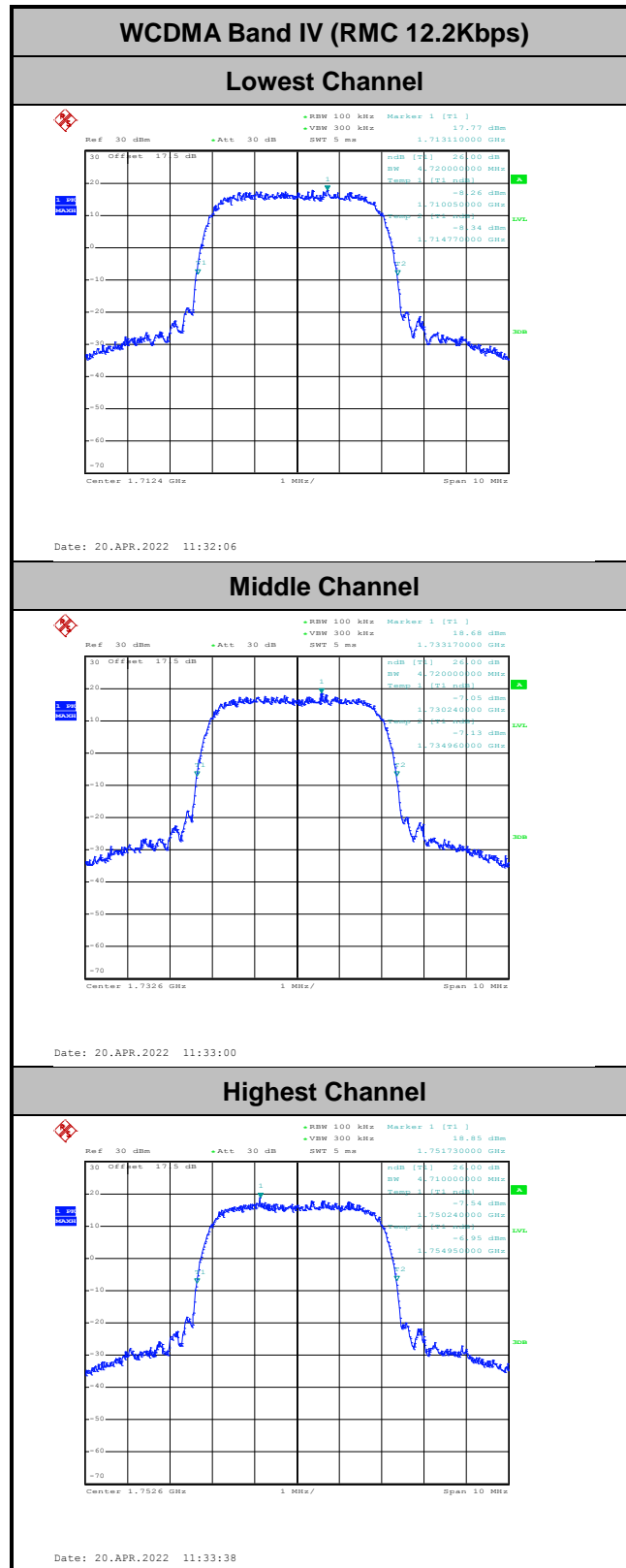
Highest Channel

Highest Channel



Date: 20.APR.2022 11:49:52

Date: 20.APR.2022 11:17:35

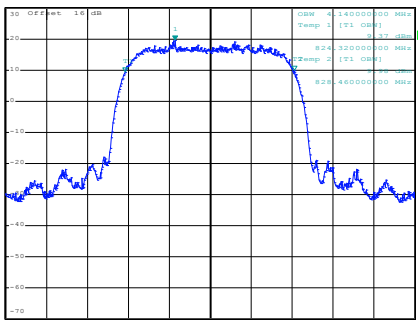
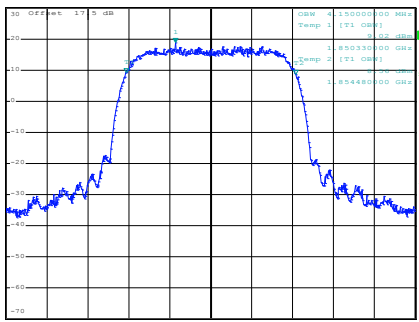
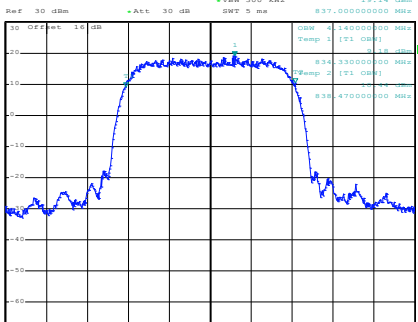
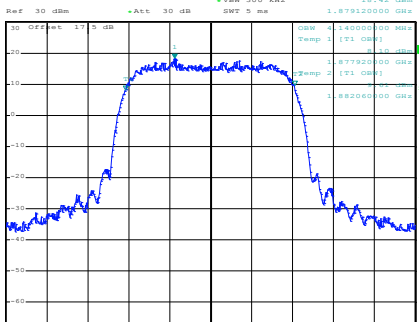
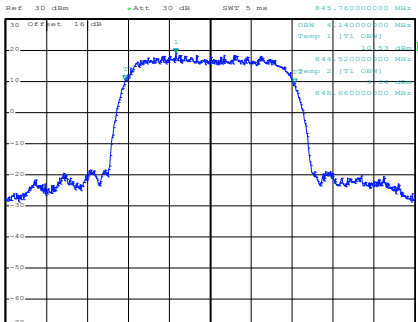
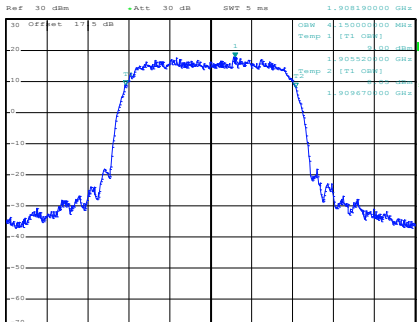




**Occupied Bandwidth**

Mode	WCDMA Band V: 99% OBW (MHz)	WCDMA Band II: 99% OBW (MHz)	WCDMA Band IV: 99% OBW (MHz)
Mod.	RMC 12.2Kbps	RMC 12.2Kbps	RMC 12.2Kbps
Lowest CH	4.14	4.15	4.13
Middle CH	4.14	4.14	4.13
Highest CH	4.14	4.15	4.14

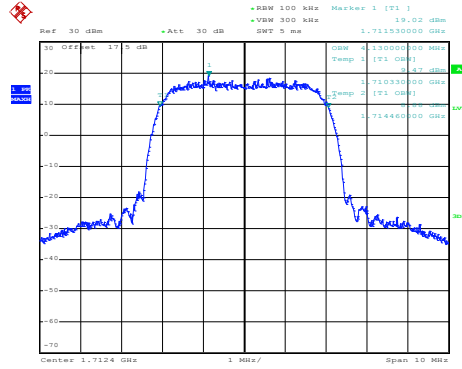


WCDMA Band V (RMC 12.2Kbps)	WCDMA Band II (RMC 12.2Kbps)
<p style="text-align: center;"><b>Lowest Channel</b></p>  <p>Date: 20.APR.2022 11:53:30</p>	<p style="text-align: center;"><b>Lowest Channel</b></p>  <p>Date: 20.APR.2022 11:21:23</p>
<p style="text-align: center;"><b>Middle Channel</b></p>  <p>Date: 20.APR.2022 11:54:08</p>	<p style="text-align: center;"><b>Middle Channel</b></p>  <p>Date: 20.APR.2022 11:22:02</p>
<p style="text-align: center;"><b>Highest Channel</b></p>  <p>Date: 20.APR.2022 11:54:45</p>	<p style="text-align: center;"><b>Highest Channel</b></p>  <p>Date: 20.APR.2022 11:22:43</p>



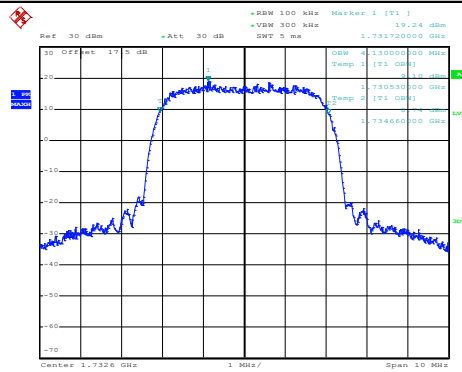
### WCDMA Band IV (RMC 12.2Kbps)

#### Lowest Channel



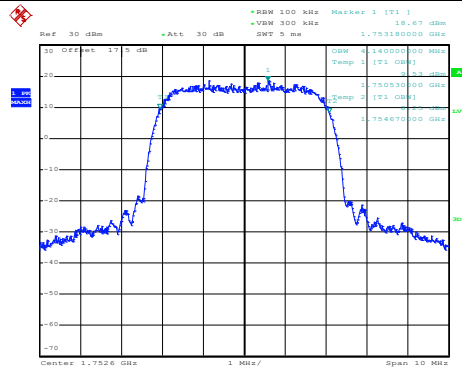
Date: 20.APR.2022 11:37:17

#### Middle Channel



Date: 20.APR.2022 11:37:54

#### Highest Channel



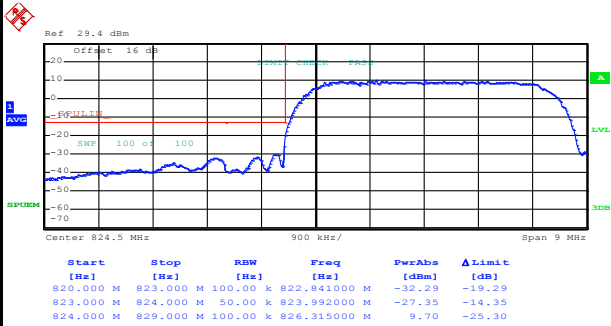
Date: 20.APR.2022 11:38:34



# Conducted Band Edge

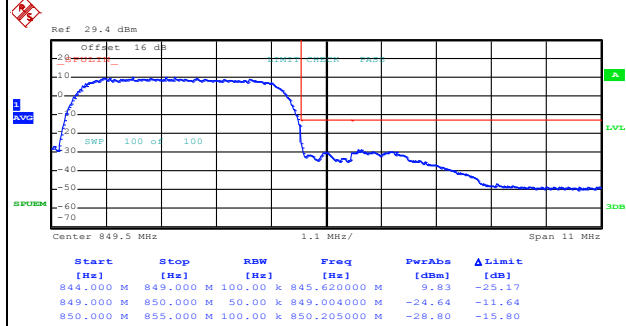
## WCDMA Band V (RMC 12.2Kbps)

### Lowest Band Edge



Date: 20.APR.2022 11:57:41

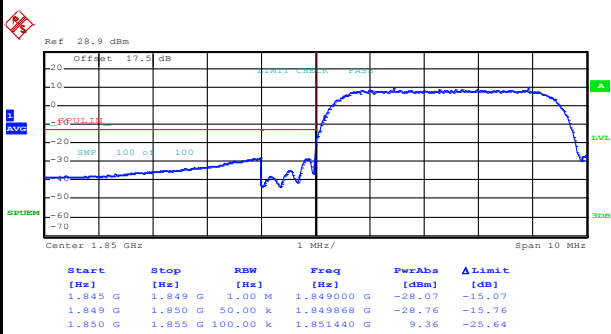
### Highest Band Edge



Date: 20.APR.2022 12:00:33

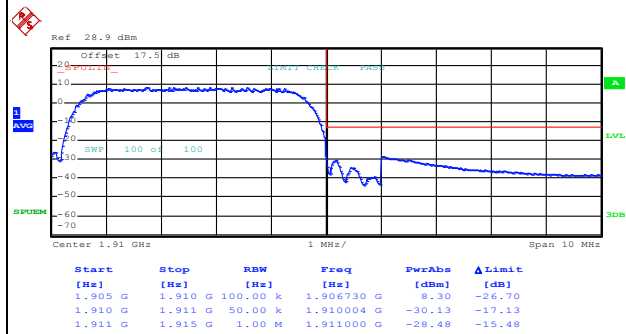
## WCDMA Band II (RMC 12.2Kbps)

### Lowest Band Edge



Date: 20.APR.2022 11:25:42

### Highest Band Edge



Date: 20.APR.2022 11:28:35

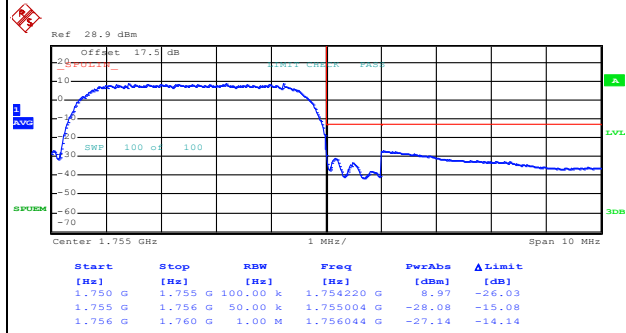
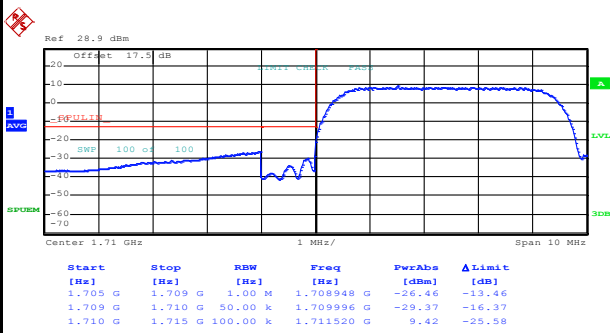




WCDMA Band IV (RMC 12.2Kbps)

Lowest Band Edge

Highest Band Edge

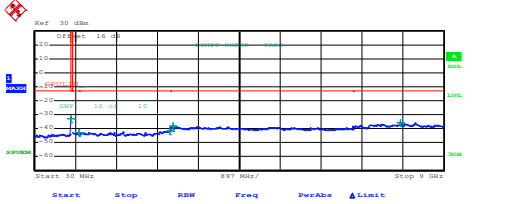
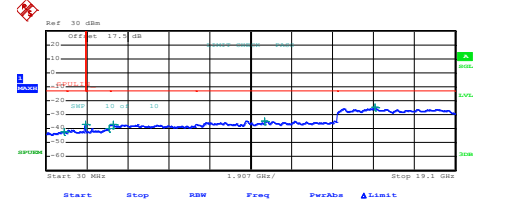
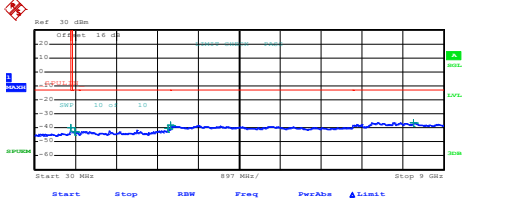
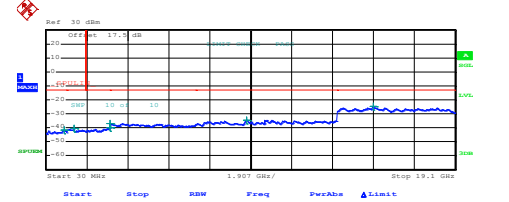
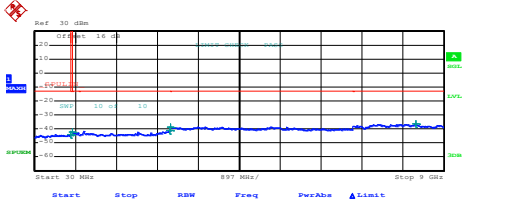
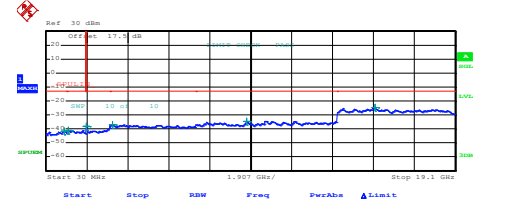


Date: 20.APR.2022 11:41:31

Date: 20.APR.2022 11:44:25



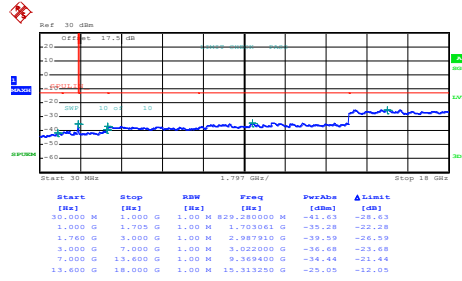
# Conducted Spurious Emission

WCDMA Band V (RMC 12.2Kbps)	WCDMA Band II (RMC 12.2Kbps)																																																																														
Lowest Channel	Lowest Channel																																																																														
 <table border="1" data-bbox="239 649 686 739"> <thead> <tr> <th>Start [Hz]</th> <th>Stop [Hz]</th> <th>RBW [Hz]</th> <th>Freq [Hz]</th> <th>PwrAbs [dBm]</th> <th>ΔLimit [dB]</th> </tr> </thead> <tbody> <tr> <td>30,000 M</td> <td>820,000 M</td> <td>1,000 M</td> <td>816,445000 M</td> <td>-32.93</td> <td>-29.93</td> </tr> <tr> <td>855,000 M</td> <td>1,000 G</td> <td>1,000 G</td> <td>990,393759 M</td> <td>-42.90</td> <td>-29.90</td> </tr> <tr> <td>1,000 G</td> <td>3,000 G</td> <td>1,000 M</td> <td>2,982500 G</td> <td>-42.47</td> <td>-28.47</td> </tr> <tr> <td>3,000 G</td> <td>7,000 G</td> <td>1,000 M</td> <td>3,064000 G</td> <td>-38.42</td> <td>-25.42</td> </tr> <tr> <td>7,000 G</td> <td>9,000 G</td> <td>1,000 M</td> <td>8,042000 G</td> <td>-35.91</td> <td>-22.91</td> </tr> </tbody> </table> <p>Date: 20.APR.2022 11:50:54</p>	Start [Hz]	Stop [Hz]	RBW [Hz]	Freq [Hz]	PwrAbs [dBm]	ΔLimit [dB]	30,000 M	820,000 M	1,000 M	816,445000 M	-32.93	-29.93	855,000 M	1,000 G	1,000 G	990,393759 M	-42.90	-29.90	1,000 G	3,000 G	1,000 M	2,982500 G	-42.47	-28.47	3,000 G	7,000 G	1,000 M	3,064000 G	-38.42	-25.42	7,000 G	9,000 G	1,000 M	8,042000 G	-35.91	-22.91	 <table border="1" data-bbox="877 649 1324 739"> <thead> <tr> <th>Start [Hz]</th> <th>Stop [Hz]</th> <th>RBW [Hz]</th> <th>Freq [Hz]</th> <th>PwrAbs [dBm]</th> <th>ΔLimit [dB]</th> </tr> </thead> <tbody> <tr> <td>30,000 M</td> <td>1,000 G</td> <td>1,000 M</td> <td>868,050000 M</td> <td>-41.96</td> <td>-28.96</td> </tr> <tr> <td>1,000 G</td> <td>3,000 G</td> <td>1,000 M</td> <td>3,042465 G</td> <td>-37.19</td> <td>-24.19</td> </tr> <tr> <td>3,000 G</td> <td>3,000 G</td> <td>1,000 M</td> <td>2,980470 G</td> <td>-39.99</td> <td>-26.99</td> </tr> <tr> <td>3,000 G</td> <td>7,000 G</td> <td>1,000 M</td> <td>3,169000 G</td> <td>-36.91</td> <td>-23.91</td> </tr> <tr> <td>7,000 G</td> <td>13,600 G</td> <td>1,000 M</td> <td>10,207600 G</td> <td>-34.51</td> <td>-21.51</td> </tr> <tr> <td>13,600 G</td> <td>19,100 G</td> <td>1,000 M</td> <td>15,300375 G</td> <td>-24.73</td> <td>-11.73</td> </tr> </tbody> </table> <p>Date: 20.APR.2022 11:18:41</p>	Start [Hz]	Stop [Hz]	RBW [Hz]	Freq [Hz]	PwrAbs [dBm]	ΔLimit [dB]	30,000 M	1,000 G	1,000 M	868,050000 M	-41.96	-28.96	1,000 G	3,000 G	1,000 M	3,042465 G	-37.19	-24.19	3,000 G	3,000 G	1,000 M	2,980470 G	-39.99	-26.99	3,000 G	7,000 G	1,000 M	3,169000 G	-36.91	-23.91	7,000 G	13,600 G	1,000 M	10,207600 G	-34.51	-21.51	13,600 G	19,100 G	1,000 M	15,300375 G	-24.73	-11.73
Start [Hz]	Stop [Hz]	RBW [Hz]	Freq [Hz]	PwrAbs [dBm]	ΔLimit [dB]																																																																										
30,000 M	820,000 M	1,000 M	816,445000 M	-32.93	-29.93																																																																										
855,000 M	1,000 G	1,000 G	990,393759 M	-42.90	-29.90																																																																										
1,000 G	3,000 G	1,000 M	2,982500 G	-42.47	-28.47																																																																										
3,000 G	7,000 G	1,000 M	3,064000 G	-38.42	-25.42																																																																										
7,000 G	9,000 G	1,000 M	8,042000 G	-35.91	-22.91																																																																										
Start [Hz]	Stop [Hz]	RBW [Hz]	Freq [Hz]	PwrAbs [dBm]	ΔLimit [dB]																																																																										
30,000 M	1,000 G	1,000 M	868,050000 M	-41.96	-28.96																																																																										
1,000 G	3,000 G	1,000 M	3,042465 G	-37.19	-24.19																																																																										
3,000 G	3,000 G	1,000 M	2,980470 G	-39.99	-26.99																																																																										
3,000 G	7,000 G	1,000 M	3,169000 G	-36.91	-23.91																																																																										
7,000 G	13,600 G	1,000 M	10,207600 G	-34.51	-21.51																																																																										
13,600 G	19,100 G	1,000 M	15,300375 G	-24.73	-11.73																																																																										
Middle Channel	Middle Channel																																																																														
 <table border="1" data-bbox="239 1169 686 1258"> <thead> <tr> <th>Start [Hz]</th> <th>Stop [Hz]</th> <th>RBW [Hz]</th> <th>Freq [Hz]</th> <th>PwrAbs [dBm]</th> <th>ΔLimit [dB]</th> </tr> </thead> <tbody> <tr> <td>30,000 M</td> <td>820,000 M</td> <td>1,000 M</td> <td>816,445000 M</td> <td>-39.97</td> <td>-26.97</td> </tr> <tr> <td>855,000 M</td> <td>1,000 G</td> <td>1,000 M</td> <td>990,393759 M</td> <td>-42.84</td> <td>-29.84</td> </tr> <tr> <td>1,000 G</td> <td>3,000 G</td> <td>1,000 M</td> <td>2,989500 G</td> <td>-40.71</td> <td>-27.71</td> </tr> <tr> <td>3,000 G</td> <td>7,000 G</td> <td>1,000 M</td> <td>3,061000 G</td> <td>-38.11</td> <td>-25.11</td> </tr> <tr> <td>7,000 G</td> <td>9,000 G</td> <td>1,000 M</td> <td>8,048000 G</td> <td>-36.35</td> <td>-23.35</td> </tr> </tbody> </table> <p>Date: 20.APR.2022 11:51:50</p>	Start [Hz]	Stop [Hz]	RBW [Hz]	Freq [Hz]	PwrAbs [dBm]	ΔLimit [dB]	30,000 M	820,000 M	1,000 M	816,445000 M	-39.97	-26.97	855,000 M	1,000 G	1,000 M	990,393759 M	-42.84	-29.84	1,000 G	3,000 G	1,000 M	2,989500 G	-40.71	-27.71	3,000 G	7,000 G	1,000 M	3,061000 G	-38.11	-25.11	7,000 G	9,000 G	1,000 M	8,048000 G	-36.35	-23.35	 <table border="1" data-bbox="877 1169 1324 1258"> <thead> <tr> <th>Start [Hz]</th> <th>Stop [Hz]</th> <th>RBW [Hz]</th> <th>Freq [Hz]</th> <th>PwrAbs [dBm]</th> <th>ΔLimit [dB]</th> </tr> </thead> <tbody> <tr> <td>30,000 M</td> <td>1,000 G</td> <td>1,000 M</td> <td>868,050000 M</td> <td>-41.93</td> <td>-28.93</td> </tr> <tr> <td>1,000 G</td> <td>3,000 G</td> <td>1,000 M</td> <td>3,126000 G</td> <td>-40.54</td> <td>-27.54</td> </tr> <tr> <td>1,915 G</td> <td>3,000 G</td> <td>1,000 M</td> <td>2,997288 G</td> <td>-39.91</td> <td>-26.91</td> </tr> <tr> <td>3,000 G</td> <td>7,000 G</td> <td>1,000 M</td> <td>3,003000 G</td> <td>-37.05</td> <td>-24.05</td> </tr> <tr> <td>7,000 G</td> <td>13,600 G</td> <td>1,000 M</td> <td>9,362800 G</td> <td>-34.61</td> <td>-21.61</td> </tr> <tr> <td>13,600 G</td> <td>19,100 G</td> <td>1,000 M</td> <td>15,302250 G</td> <td>-24.96</td> <td>-11.96</td> </tr> </tbody> </table> <p>Date: 20.APR.2022 11:19:37</p>	Start [Hz]	Stop [Hz]	RBW [Hz]	Freq [Hz]	PwrAbs [dBm]	ΔLimit [dB]	30,000 M	1,000 G	1,000 M	868,050000 M	-41.93	-28.93	1,000 G	3,000 G	1,000 M	3,126000 G	-40.54	-27.54	1,915 G	3,000 G	1,000 M	2,997288 G	-39.91	-26.91	3,000 G	7,000 G	1,000 M	3,003000 G	-37.05	-24.05	7,000 G	13,600 G	1,000 M	9,362800 G	-34.61	-21.61	13,600 G	19,100 G	1,000 M	15,302250 G	-24.96	-11.96
Start [Hz]	Stop [Hz]	RBW [Hz]	Freq [Hz]	PwrAbs [dBm]	ΔLimit [dB]																																																																										
30,000 M	820,000 M	1,000 M	816,445000 M	-39.97	-26.97																																																																										
855,000 M	1,000 G	1,000 M	990,393759 M	-42.84	-29.84																																																																										
1,000 G	3,000 G	1,000 M	2,989500 G	-40.71	-27.71																																																																										
3,000 G	7,000 G	1,000 M	3,061000 G	-38.11	-25.11																																																																										
7,000 G	9,000 G	1,000 M	8,048000 G	-36.35	-23.35																																																																										
Start [Hz]	Stop [Hz]	RBW [Hz]	Freq [Hz]	PwrAbs [dBm]	ΔLimit [dB]																																																																										
30,000 M	1,000 G	1,000 M	868,050000 M	-41.93	-28.93																																																																										
1,000 G	3,000 G	1,000 M	3,126000 G	-40.54	-27.54																																																																										
1,915 G	3,000 G	1,000 M	2,997288 G	-39.91	-26.91																																																																										
3,000 G	7,000 G	1,000 M	3,003000 G	-37.05	-24.05																																																																										
7,000 G	13,600 G	1,000 M	9,362800 G	-34.61	-21.61																																																																										
13,600 G	19,100 G	1,000 M	15,302250 G	-24.96	-11.96																																																																										
Highest Channel	Highest Channel																																																																														
 <table border="1" data-bbox="239 1688 686 1778"> <thead> <tr> <th>Start [Hz]</th> <th>Stop [Hz]</th> <th>RBW [Hz]</th> <th>Freq [Hz]</th> <th>PwrAbs [dBm]</th> <th>ΔLimit [dB]</th> </tr> </thead> <tbody> <tr> <td>30,000 M</td> <td>820,000 M</td> <td>1,000 M</td> <td>813,445000 M</td> <td>-33.91</td> <td>-30.91</td> </tr> <tr> <td>855,000 M</td> <td>1,000 G</td> <td>1,000 M</td> <td>856,522500 M</td> <td>-41.99</td> <td>-28.99</td> </tr> <tr> <td>1,000 G</td> <td>3,000 G</td> <td>1,000 M</td> <td>2,997000 G</td> <td>-42.18</td> <td>-28.18</td> </tr> <tr> <td>3,000 G</td> <td>7,000 G</td> <td>1,000 M</td> <td>3,001000 G</td> <td>-38.56</td> <td>-25.56</td> </tr> <tr> <td>7,000 G</td> <td>9,000 G</td> <td>1,000 M</td> <td>8,398000 G</td> <td>-36.39</td> <td>-23.39</td> </tr> </tbody> </table> <p>Date: 20.APR.2022 11:52:45</p>	Start [Hz]	Stop [Hz]	RBW [Hz]	Freq [Hz]	PwrAbs [dBm]	ΔLimit [dB]	30,000 M	820,000 M	1,000 M	813,445000 M	-33.91	-30.91	855,000 M	1,000 G	1,000 M	856,522500 M	-41.99	-28.99	1,000 G	3,000 G	1,000 M	2,997000 G	-42.18	-28.18	3,000 G	7,000 G	1,000 M	3,001000 G	-38.56	-25.56	7,000 G	9,000 G	1,000 M	8,398000 G	-36.39	-23.39	 <table border="1" data-bbox="877 1688 1324 1778"> <thead> <tr> <th>Start [Hz]</th> <th>Stop [Hz]</th> <th>RBW [Hz]</th> <th>Freq [Hz]</th> <th>PwrAbs [dBm]</th> <th>ΔLimit [dB]</th> </tr> </thead> <tbody> <tr> <td>30,000 M</td> <td>1,000 G</td> <td>1,000 M</td> <td>861,770000 M</td> <td>-43.97</td> <td>-30.97</td> </tr> <tr> <td>1,000 G</td> <td>3,000 G</td> <td>1,000 M</td> <td>3,051334 G</td> <td>-40.79</td> <td>-27.79</td> </tr> <tr> <td>3,000 G</td> <td>3,000 G</td> <td>1,000 M</td> <td>2,93732 G</td> <td>-37.91</td> <td>-24.91</td> </tr> <tr> <td>3,000 G</td> <td>7,000 G</td> <td>1,000 M</td> <td>3,104000 G</td> <td>-36.70</td> <td>-23.70</td> </tr> <tr> <td>7,000 G</td> <td>13,600 G</td> <td>1,000 M</td> <td>9,381775 G</td> <td>-34.54</td> <td>-21.54</td> </tr> <tr> <td>13,600 G</td> <td>19,100 G</td> <td>1,000 M</td> <td>15,343300 G</td> <td>-24.45</td> <td>-11.45</td> </tr> </tbody> </table> <p>Date: 20.APR.2022 11:20:34</p>	Start [Hz]	Stop [Hz]	RBW [Hz]	Freq [Hz]	PwrAbs [dBm]	ΔLimit [dB]	30,000 M	1,000 G	1,000 M	861,770000 M	-43.97	-30.97	1,000 G	3,000 G	1,000 M	3,051334 G	-40.79	-27.79	3,000 G	3,000 G	1,000 M	2,93732 G	-37.91	-24.91	3,000 G	7,000 G	1,000 M	3,104000 G	-36.70	-23.70	7,000 G	13,600 G	1,000 M	9,381775 G	-34.54	-21.54	13,600 G	19,100 G	1,000 M	15,343300 G	-24.45	-11.45
Start [Hz]	Stop [Hz]	RBW [Hz]	Freq [Hz]	PwrAbs [dBm]	ΔLimit [dB]																																																																										
30,000 M	820,000 M	1,000 M	813,445000 M	-33.91	-30.91																																																																										
855,000 M	1,000 G	1,000 M	856,522500 M	-41.99	-28.99																																																																										
1,000 G	3,000 G	1,000 M	2,997000 G	-42.18	-28.18																																																																										
3,000 G	7,000 G	1,000 M	3,001000 G	-38.56	-25.56																																																																										
7,000 G	9,000 G	1,000 M	8,398000 G	-36.39	-23.39																																																																										
Start [Hz]	Stop [Hz]	RBW [Hz]	Freq [Hz]	PwrAbs [dBm]	ΔLimit [dB]																																																																										
30,000 M	1,000 G	1,000 M	861,770000 M	-43.97	-30.97																																																																										
1,000 G	3,000 G	1,000 M	3,051334 G	-40.79	-27.79																																																																										
3,000 G	3,000 G	1,000 M	2,93732 G	-37.91	-24.91																																																																										
3,000 G	7,000 G	1,000 M	3,104000 G	-36.70	-23.70																																																																										
7,000 G	13,600 G	1,000 M	9,381775 G	-34.54	-21.54																																																																										
13,600 G	19,100 G	1,000 M	15,343300 G	-24.45	-11.45																																																																										



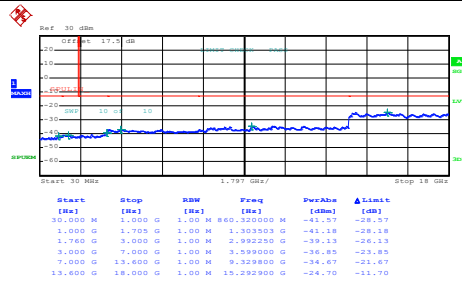
WCDMA Band IV (RMC 12.2Kbps)

Lowest Channel



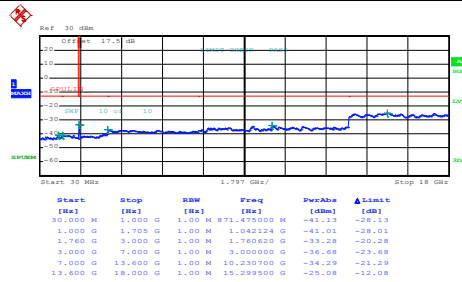
Date: 20.APR.2022 11:34:40

Middle Channel



Date: 20.APR.2022 11:35:36

Highest Channel



Date: 20.APR.2022 11:36:32



**Frequency Stability**

Test Conditions	Middle Channel	WCDMA Band V (RMC 12.2Kbps)	Limit 2.5ppm
Temperature (°C)	Voltage (Volt)	Deviation (ppm)	Result
50	Normal Voltage	0.0024	PASS
40	Normal Voltage	0.0024	
30	Normal Voltage	0.0012	
20(Ref.)	Normal Voltage	0.0000	
10	Normal Voltage	0.0012	
0	Normal Voltage	0.0048	
-10	Normal Voltage	0.0096	
-20	Normal Voltage	0.0132	
-30	Normal Voltage	0.0155	
20	Maximum Voltage	0.0012	
20	Normal Voltage	0.0000	
20	Battery End Point	0.0024	
Test Conditions	Middle Channel	WCDMA Band II (RMC 12.2Kbps)	
Temperature (°C)	Voltage (Volt)	Deviation (ppm)	Result
50	Normal Voltage	0.0005	PASS
40	Normal Voltage	0.0016	
30	Normal Voltage	0.0005	
20(Ref.)	Normal Voltage	0.0000	
10	Normal Voltage	0.0021	
0	Normal Voltage	0.0043	
-10	Normal Voltage	0.0080	
-20	Normal Voltage	0.0096	
-30	Normal Voltage	0.0112	
20	Maximum Voltage	0.0005	
20	Normal Voltage	0.0000	
20	Battery End Point	0.0011	

**Note:**

1. Normal Voltage = 4V. ; Battery End Point (BEP) = 3.8 V. ; Maximum Voltage =4.4 V
2. The frequency fundamental emissions stay within the authorized frequency block.



Test Conditions	Middle Channel	WCDMA Band IV (RMC 12.2Kbps)	Limit Note 2.
Temperature (°C)	Voltage (Volt)	Deviation (ppm)	Result
50	Normal Voltage	0.0017	PASS
40	Normal Voltage	0.0012	
30	Normal Voltage	0.0006	
20(Ref.)	Normal Voltage	0.0000	
10	Normal Voltage	0.0092	
0	Normal Voltage	0.0133	
-10	Normal Voltage	0.0167	
-20	Normal Voltage	0.0214	
-30	Normal Voltage	0.0237	
20	Maximum Voltage	0.0012	
20	Normal Voltage	0.0000	
20	Battery End Point	0.0012	

**Note:**

1. Normal Voltage = 4V. ; Battery End Point (BEP) = 3.8 V. ; Maximum Voltage =4.4 V
2. The frequency fundamental emissions stay within the authorized frequency block.



### Appendix B. Test Results of Radiated Test

### GPRS850

GPRS850									
Channel	Frequency ( MHz )	ERP ( dBm )	Limit ( dBm )	Over Limit ( dB )	SPA Reading (dBm)	S.G. Power ( dBm )	TX Cable loss ( dB )	TX Antenna Gain (dBi)	Polarization (H/V)
Lowest	1648	-33.31	-13	-20.31	-39.91	-38.61	1.83	9.28	H
	2472	-37.49	-13	-24.49	-48.16	-43.72	2.25	10.63	H
	3296	-59.97	-13	-46.97	-72.58	-67.48	2.62	12.28	H
	4120	-53.28	-13	-40.28	-67.78	-60.93	2.90	12.70	H
									H
									H
	1648	-31.38	-13	-18.38	-38.44	-36.68	1.83	9.28	V
	2472	-41.74	-13	-28.74	-52.64	-47.97	2.25	10.63	V
	3296	-57.84	-13	-44.84	-70.86	-65.35	2.62	12.28	V
	4120	-47.35	-13	-34.35	-62.38	-55.00	2.90	12.70	V
									V
									V
Middle	1672	-38.73	-13	-25.73	-45.47	-44.16	1.85	9.43	H
	2512	-38.66	-13	-25.66	-49.48	-45.04	2.27	10.80	H
	3344	-60.92	-13	-47.92	-73.39	-68.77	2.65	12.65	H
	4184	-51.63	-13	-38.63	-66.29	-59.24	2.94	12.70	H
									H
									H
	1672	-34.05	-13	-21.05	-41.26	-39.48	1.85	9.43	V
	2512	-41.11	-13	-28.11	-52.05	-47.49	2.27	10.80	V
	3344	-59.71	-13	-46.71	-72.57	-67.56	2.65	12.65	V
	4184	-45.23	-13	-32.23	-60.47	-52.84	2.94	12.70	V
									V
									V



Highest	1696	-38.18	-13	-25.18	-45.07	-43.75	1.86	9.58	H
	2544	-41.37	-13	-28.37	-52.06	-47.74	2.28	10.80	H
	3392	-61.18	-13	-48.18	-73.5	-68.98	2.67	12.62	H
	4240	-53.88	-13	-40.88	-68.65	-61.47	2.96	12.70	H
									H
									H
	1696	-31.37	-13	-18.37	-38.74	-36.94	1.86	9.58	V
	2544	-43.90	-13	-30.90	-54.91	-50.27	2.28	10.80	V
	3392	-59.17	-13	-46.17	-71.87	-66.97	2.67	12.62	V
	4240	-49.89	-13	-36.89	-65.26	-57.48	2.96	12.70	V
									V
									V

Remark: Spurious emissions within 30-1000MHz were found more than 20dB below limit line.



**EDGE 850**

EDGE 850									
Channel	Frequency ( MHz )	ERP ( dBm )	Limit ( dBm )	Over Limit ( dB )	SPA Reading (dBm)	S.G. Power ( dBm )	TX Cable loss ( dB )	TX Antenna Gain (dBi)	Polarization (H/V)
Lowest	1648	-42.66	-13	-29.66	-49.26	-47.96	1.83	9.28	H
	2472	-49.45	-13	-36.45	-60.12	-55.68	2.25	10.63	H
	3296	-61.33	-13	-48.33	-73.94	-68.84	2.62	12.28	H
									H
									H
									H
	1648	-39.06	-13	-26.06	-46.12	-44.36	1.83	9.28	V
	2472	-56.64	-13	-43.64	-67.54	-62.87	2.25	10.63	V
	3296	-61.12	-13	-48.12	-74.14	-68.63	2.62	12.28	V
									V
									V
									V
Middle	1672	-55.66	-13	-42.66	-62.4	-61.09	1.85	9.43	H
	2512	-51.15	-13	-38.15	-61.97	-57.53	2.27	10.80	H
	3345	-61.98	-13	-48.98	-74.44	-69.84	2.65	12.66	H
									H
									H
									H
	1672	-52.61	-13	-39.61	-59.82	-58.04	1.85	9.43	V
	2512	-57.83	-13	-44.83	-68.77	-64.21	2.27	10.80	V
	3345	-61.46	-13	-48.46	-74.31	-69.32	2.65	12.66	V
									V
									V
									V





Highest	1696	-53.99	-13	-40.99	-60.88	-59.56	1.86	9.58	H
	2544	-52.19	-13	-39.19	-62.88	-58.56	2.28	10.80	H
	3395	-62.25	-13	-49.25	-74.56	-70.04	2.67	12.61	H
									H
									H
									H
	1696	-54.57	-13	-41.57	-61.94	-60.14	1.86	9.58	V
	2544	-53.50	-13	-40.50	-64.51	-59.87	2.28	10.80	V
	3395	-62.11	-13	-49.11	-74.8	-69.90	2.67	12.61	V
									V
									V
									V

Remark: Spurious emissions within 30-1000MHz were found more than 20dB below limit line.



**WCDMA 850**

WCDMA 850									
Channel	Frequency ( MHz )	ERP ( dBm )	Limit ( dBm )	Over Limit ( dB )	SPA Reading (dBm)	S.G. Power ( dBm )	TX Cable loss ( dB )	TX Antenna Gain (dBi)	Polarization (H/V)
Lowest	1648	-58.54	-13	-45.54	-65.14	-63.84	1.83	9.28	H
	2480	-56.64	-13	-43.64	-67.36	-62.92	2.25	10.68	H
	3312	-61.72	-13	-48.72	-74.28	-69.34	2.63	12.40	H
	4128	-59.90	-13	-46.90	-74.41	-67.54	2.91	12.70	H
	4952	-57.85	-13	-44.85	-74.57	-65.14	3.25	12.70	H
									H
									H
	1656	-57.37	-13	-44.37	-64.48	-62.72	1.84	9.34	V
	2472	-55.28	-13	-42.28	-66.18	-61.51	2.25	10.63	V
	3305	-61.23	-13	-48.23	-74.21	-68.79	2.63	12.34	V
	4128	-59.45	-13	-46.45	-74.5	-67.09	2.91	12.70	V
	4952	-56.28	-13	-43.28	-73.64	-63.57	3.25	12.70	V
									V
									V
Middle	1672	-53.50	-13	-40.50	-60.24	-58.93	1.85	9.43	H
	2504	-54.95	-13	-41.95	-65.8	-61.34	2.26	10.80	H
	3345	-62.15	-13	-49.15	-74.61	-70.01	2.65	12.66	H
	4176	-59.76	-13	-46.76	-74.39	-67.38	2.93	12.70	H
	5024	-57.14	-13	-44.14	-74.02	-64.21	3.28	12.50	H
									H
									H
	1672	-50.11	-13	-37.11	-57.32	-55.54	1.85	9.43	V
	2512	-58.83	-13	-45.83	-69.77	-65.21	2.27	10.80	V
	3345	-61.43	-13	-48.43	-74.28	-69.29	2.65	12.66	V
	4184	-59.52	-13	-46.52	-74.76	-67.13	2.94	12.70	V
	5024	-55.78	-13	-42.78	-73.32	-62.85	3.28	12.50	V
									V
									V



Highest	1688	-56.61	-13	-43.61	-63.45	-62.13	1.86	9.53	H
	2536	-51.20	-13	-38.20	-61.93	-57.57	2.28	10.80	H
	3386	-62.18	-13	-49.18	-74.52	-69.99	2.67	12.63	H
	4240	-58.37	-13	-45.37	-73.14	-65.96	2.96	12.70	H
	5088	-57.36	-13	-44.36	-74.48	-64.23	3.30	12.32	H
									H
									H
	1688	-54.16	-13	-41.16	-61.48	-59.68	1.86	9.53	V
	2536	-55.16	-13	-42.16	-66.15	-61.53	2.28	10.80	V
	3384	-61.29	-13	-48.29	-74.01	-69.11	2.66	12.63	V
	4240	-59.28	-13	-46.28	-74.65	-66.87	2.96	12.70	V
	5072	-56.20	-13	-43.20	-73.89	-63.11	3.30	12.36	V
									V
									V

Remark: Spurious emissions within 30-1000MHz were found more than 20dB below limit line.



**WCDMA 1700**

WCDMA 1700									
Channel	Frequency ( MHz )	EIRP ( dBm )	Limit ( dBm )	Over Limit ( dB )	SPA Reading (dBm)	S.G. Power ( dBm )	TX Cable loss ( dB )	TX Antenna Gain (dBi)	Polarization (H/V)
Lowest	3427	-57.28	-13	-44.28	-70.68	-67.20	2.68	12.60	H
	5135	-53.34	-13	-40.34	-70.88	-62.46	3.32	12.44	H
	6849	-54.30	-13	-41.30	-76.46	-62.84	3.86	12.40	H
									H
									H
									H
									H
	3427	-54.28	-13	-41.28	-68.05	-64.20	2.68	12.60	V
	5135	-54.93	-13	-41.93	-73.03	-64.05	3.32	12.44	V
	6849	-53.77	-13	-40.77	-76.28	-62.31	3.86	12.40	V
									V
									V
									V
									V
Middle	3469	-58.93	-13	-45.93	-72.65	-68.75	2.71	12.52	H
	5198	-54.79	-13	-41.79	-72.58	-64.24	3.34	12.79	H
	6930	-53.25	-13	-40.25	-75.7	-61.36	3.89	12.00	H
									H
									H
									H
									H
	3462	-56.79	-13	-43.79	-70.83	-66.64	2.70	12.55	V
	5198	-53.03	-13	-40.03	-71.32	-62.48	3.34	12.79	V
	6930	-53.49	-13	-40.49	-76.03	-61.60	3.89	12.00	V
									V
									V
									V
									V



Highest	3504	-55.88	-13	-42.88	-69.85	-65.54	2.72	12.38	H
	5254	-53.85	-13	-40.85	-71.65	-63.70	3.36	13.22	H
	7010	-53.34	-13	-40.34	-76.05	-61.27	3.91	11.84	H
									H
									H
									H
									H
	3504	-55.60	-13	-42.60	-69.94	-65.26	2.72	12.38	V
	5261	-53.61	-13	-40.61	-71.8	-63.49	3.36	13.24	V
	7010	-53.05	-13	-40.05	-75.65	-60.98	3.91	11.84	V
									V
									V
									V
									V

Remark: Spurious emissions within 30-1000MHz were found more than 20dB below limit line.



**GPRS 1900**

GPRS 1900									
Channel	Frequency ( MHz )	EIRP ( dBm )	Limit ( dBm )	Over Limit ( dB )	SPA Reading (dBm)	S.G. Power ( dBm )	TX Cable loss ( dB )	TX Antenna Gain (dBi)	Polarization (H/V)
Lowest	3700	-26.79	-13	-13.79	-41.2	-36.42	2.77	12.40	H
	5548	-45.70	-13	-32.70	-64.07	-55.63	3.46	13.39	H
	7403	-45.79	-13	-32.79	-69.55	-53.00	3.98	11.19	H
	9251	-41.63	-13	-28.63	-67.71	-47.96	4.47	10.80	H
	11102	-45.99	-13	-32.99	-74.01	-52.06	4.94	11.01	H
									H
									H
	3700	-25.50	-13	-12.50	-40.32	-35.13	2.77	12.40	V
	5548	-41.74	-13	-28.74	-60.16	-51.67	3.46	13.39	V
	7403	-44.45	-13	-31.45	-68.69	-51.66	3.98	11.19	V
	9251	-36.36	-13	-23.36	-61.87	-42.69	4.47	10.80	V
	11102	-46.51	-13	-33.51	-74.37	-52.58	4.94	11.01	V
									V
									V
Middle	3756	-30.16	-13	-17.16	-44.74	-39.87	2.78	12.49	H
	5639	-42.05	-13	-29.05	-60.44	-52.02	3.48	13.46	H
	7522	-44.87	-13	-31.87	-68.56	-52.06	4.01	11.20	H
	9398	-37.56	-13	-24.56	-64.09	-43.95	4.51	10.90	H
	11282.5	-45.33	-13	-32.33	-73.55	-51.75	4.96	11.38	H
									H
									H
	3756	-27.11	-13	-14.11	-42.09	-36.82	2.78	12.49	V
	5639	-41.17	-13	-28.17	-59.78	-51.14	3.48	13.46	V
	7522	-46.75	-13	-33.75	-70.84	-53.94	4.01	11.20	V
	9398	-34.73	-13	-21.73	-60.32	-41.12	4.51	10.90	V
	11282.5	-44.38	-13	-31.38	-72.68	-50.80	4.96	11.38	V
									V
									V



Highest	3756	-39.13	-13	-26.13	-53.71	-48.84	2.78	12.49	H
	5729	-57.93	-13	-44.93	-76.83	-67.83	3.50	13.40	H
	7639	-52.91	-13	-39.91	-76.25	-60.34	4.05	11.48	H
									H
									H
									H
									H
	3756	-39.39	-13	-26.39	-54.37	-49.10	2.78	12.49	V
	5729	-57.34	-13	-44.34	-76.48	-67.24	3.50	13.40	V
	7639	-52.39	-13	-39.39	-76.27	-59.82	4.05	11.48	V
									V
									V
									V
									V
								V	

Remark: Spurious emissions within 30-1000MHz were found more than 20dB below limit line.



**EDGE1900**

EDGE 1900									
Channel	Frequency ( MHz )	EIRP ( dBm )	Limit ( dBm )	Over Limit ( dB )	SPA Reading (dBm)	S.G. Power ( dBm )	TX Cable loss ( dB )	TX Antenna Gain (dBi)	Polarization (H/V)
Lowest	3700	-28.66	-13	-15.66	-43.07	-38.29	2.77	12.40	H
	5548	-50.43	-13	-37.43	-68.8	-60.36	3.46	13.39	H
	7403	-48.12	-13	-35.12	-71.88	-55.33	3.98	11.19	H
	9251	-45.23	-13	-32.23	-71.31	-51.56	4.47	10.80	H
									H
									H
									H
	3700	-27.83	-13	-14.83	-42.65	-37.46	2.77	12.40	V
	5548	-49.13	-13	-36.13	-67.55	-59.06	3.46	13.39	V
	7403	-49.68	-13	-36.68	-73.92	-56.89	3.98	11.19	V
	9251	-40.66	-13	-27.66	-66.17	-46.99	4.47	10.80	V
									V
									V
									V
Middle	3756	-33.23	-13	-20.23	-47.81	-42.94	2.78	12.49	H
	5639	-53.02	-13	-40.02	-71.41	-62.99	3.48	13.46	H
	7522	-47.89	-13	-34.89	-71.58	-55.08	4.01	11.20	H
	9398	-45.33	-13	-32.33	-71.86	-51.72	4.51	10.90	H
									H
									H
									H
	3756	-29.93	-13	-16.93	-44.91	-39.64	2.78	12.49	V
	5639	-51.61	-13	-38.61	-70.22	-61.58	3.48	13.46	V
	7522	-49.60	-13	-36.60	-73.69	-56.79	4.01	11.20	V
	9398	-38.75	-13	-25.75	-64.34	-45.14	4.51	10.90	V
									V
									V
									V





Highest	3756	-30.46	-13	-17.46	-45.04	-40.17	2.78	12.49	H
	5639	-50.63	-13	-37.63	-69.02	-60.60	3.48	13.46	H
	7522	-48.58	-13	-35.58	-72.27	-55.77	4.01	11.20	H
	9398	-43.52	-13	-30.52	-70.05	-49.91	4.51	10.90	H
									H
									H
									H
	3756	-31.12	-13	-18.12	-46.1	-40.83	2.78	12.49	V
	5639	-50.51	-13	-37.51	-69.12	-60.48	3.48	13.46	V
	7522	-49.58	-13	-36.58	-73.67	-56.77	4.01	11.20	V
	9398	-37.88	-13	-24.88	-63.47	-44.27	4.51	10.90	V
									V
									V
									V

Remark: Spurious emissions within 30-1000MHz were found more than 20dB below limit line.



**WCDMA 1900**

WCDMA 1900									
Channel	Frequency ( MHz )	EIRP ( dBm )	Limit ( dBm )	Over Limit ( dB )	SPA Reading (dBm)	S.G. Power ( dBm )	TX Cable loss ( dB )	TX Antenna Gain (dBi)	Polarization (H/V)
Lowest	3707	-60.00	-13	-47.00	-74.43	-69.64	2.77	12.41	H
	5557	-57.13	-13	-44.13	-75.46	-67.05	3.46	13.39	H
	7409	-52.42	-13	-39.42	-76.19	-59.60	3.98	11.16	H
									H
									H
									H
									H
	3707	-59.20	-13	-46.20	-74.03	-68.84	2.77	12.41	V
	5557	-57.20	-13	-44.20	-75.61	-67.12	3.46	13.39	V
	7409	-52.06	-13	-39.06	-76.29	-59.24	3.98	11.16	V
									V
									V
									V
									V
Middle	3763	-60.07	-13	-47.07	-74.67	-69.76	2.78	12.47	H
	5640	-57.27	-13	-44.27	-75.66	-67.25	3.48	13.46	H
	7520	-52.61	-13	-39.61	-76.31	-59.80	4.01	11.20	H
									H
									H
									H
									H
	3763	-59.49	-13	-46.49	-74.48	-69.18	2.78	12.47	V
	5640	-56.59	-13	-43.59	-75.21	-66.57	3.48	13.46	V
	7520	-52.27	-13	-39.27	-76.36	-59.46	4.01	11.20	V
									V
									V
									V
									V



Highest	3812	-60.17	-13	-47.17	-74.86	-69.75	2.79	12.38	H
	5722	-57.29	-13	-44.29	-76.15	-67.19	3.50	13.40	H
	7630	-52.51	-13	-39.51	-75.85	-59.92	4.05	11.46	H
									H
									H
									H
									H
	3812	-59.50	-13	-46.50	-74.58	-69.08	2.79	12.38	V
	5722	-57.11	-13	-44.11	-76.2	-67.01	3.50	13.40	V
	7630	-52.05	-13	-39.05	-75.93	-59.46	4.05	11.46	V
									V
									V
									V
									V

**Remark:** Spurious emissions within 30-1000MHz were found more than 20dB below limit line.