



Appendix D. Photographs of EUT and Setup

FCC SAR Test Report

<Photographs of EUT>


EUT 1




EUT 2



Battery

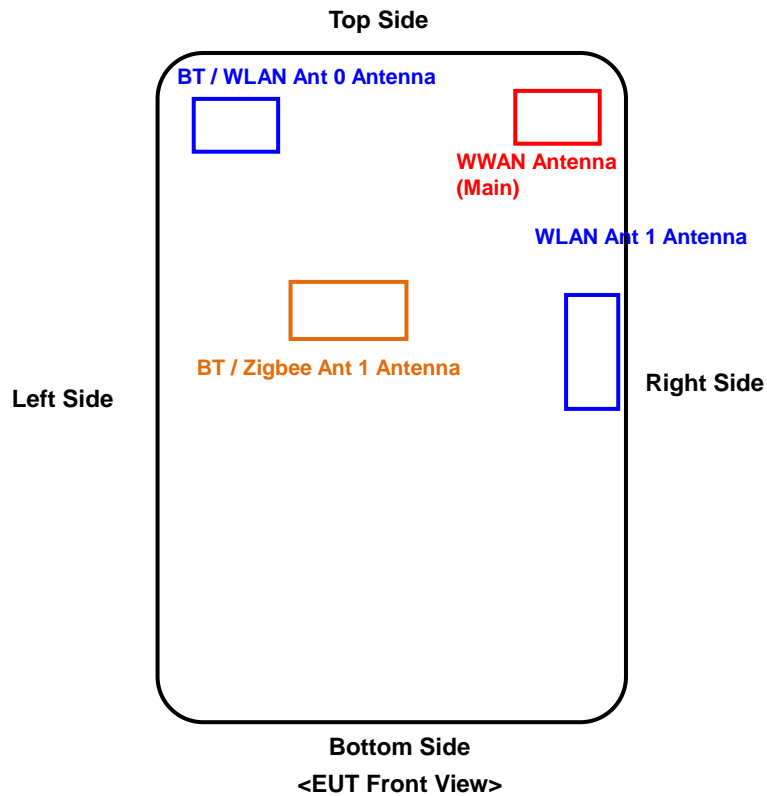


Holster



FCC SAR Test Report

<Antenna Location>




The separation distance for antenna to edge:

Antenna	To Top Side (mm)	To Bottom Side (mm)	To Left Side (mm)	To Right Side (mm)
WWAN Ant	5.95	163	56.3	12.4
BT / WLAN Ant 0	5.95	163	12.34	60.25
WLAN Ant 1	80.98	98.03	74.08	3.21
BT / Zigbee Ant 1	84.58	119.43	19.16	28.62

FCC SAR Test Report

<Photographs of SAR Setup>



Head - Right Cheek



Head - Right Tilted



Head - Left Cheek



Head - Left Tilted



Body - Front Face of EUT at 15 mm



Body - Rear Face of EUT at 15 mm



**Body - Front Face_Panel Outside
of EUT at 0 mm (w/ Holster)**



**Body - Front Face_Panel Inside
of EUT at 0 mm (w/ Holster)**

