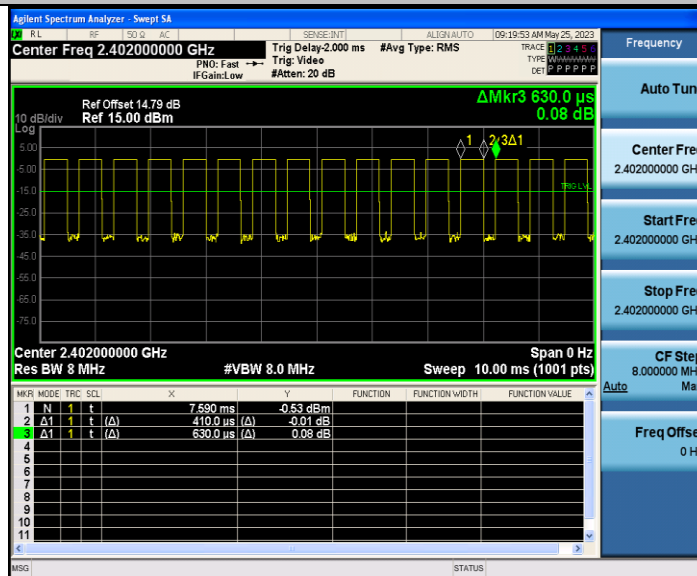


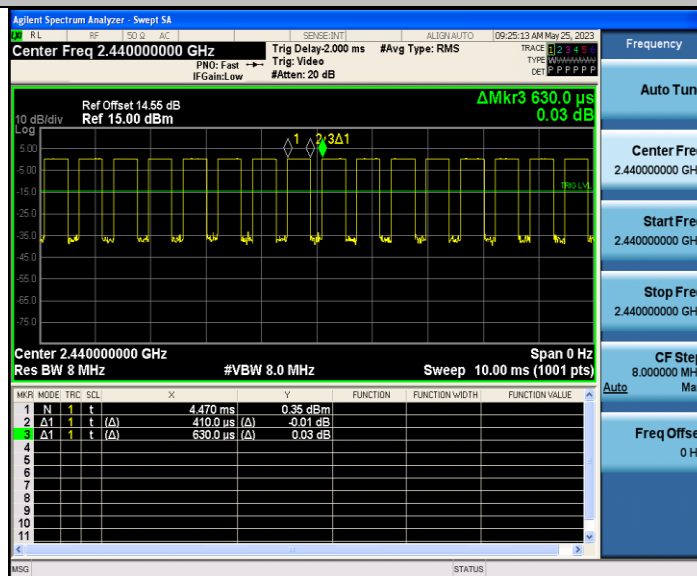
Appendix G: Duty Cycle

TestMode	Frequency[MHz]	ON Time [ms]	Period [ms]	Duty Cycle [%]	Duty Cycle Factor[dB]
BLE_1M	2402	0.41	0.63	65.08	1.87
	2440	0.41	0.63	65.08	1.87
	2480	0.41	0.63	65.08	1.87

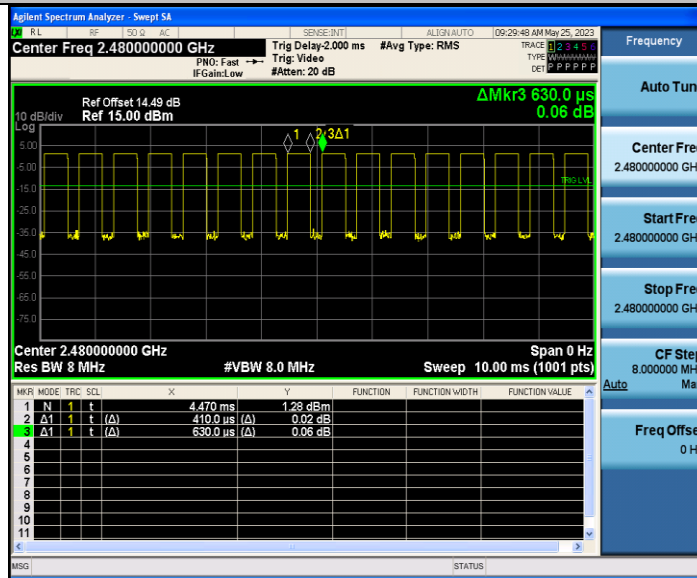
BLE_1M_Ant1_2402



BLE_1M_Ant1_2440

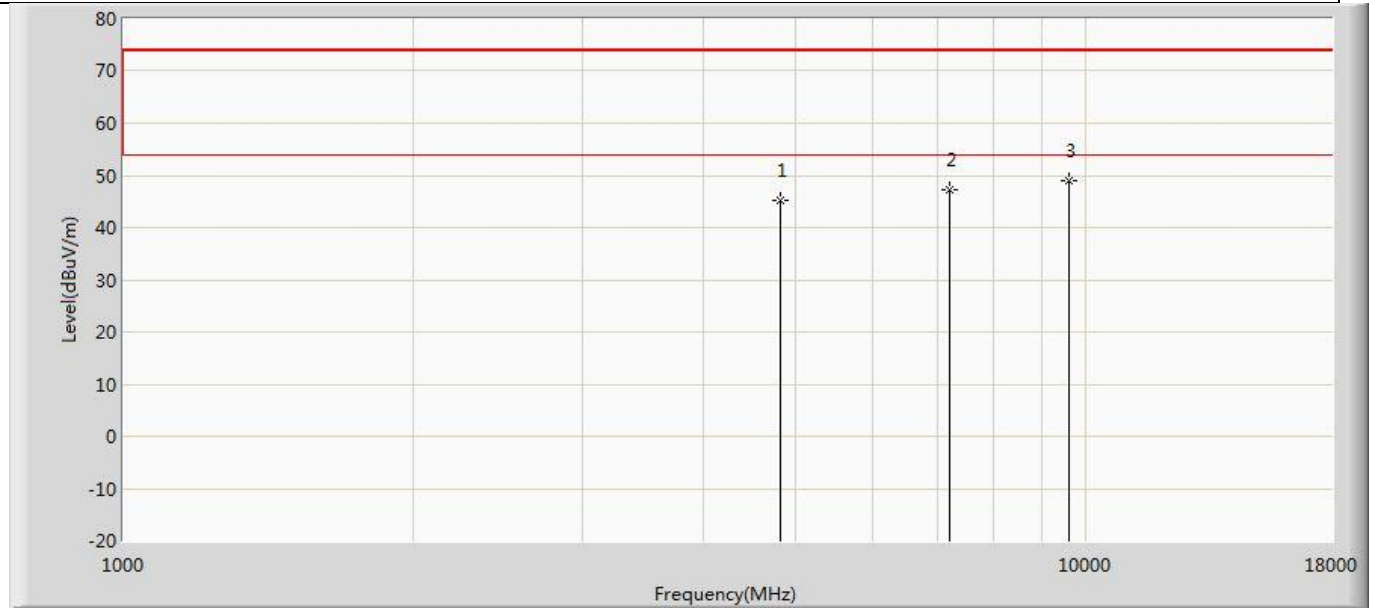


BLE_1M_Ant1_2480



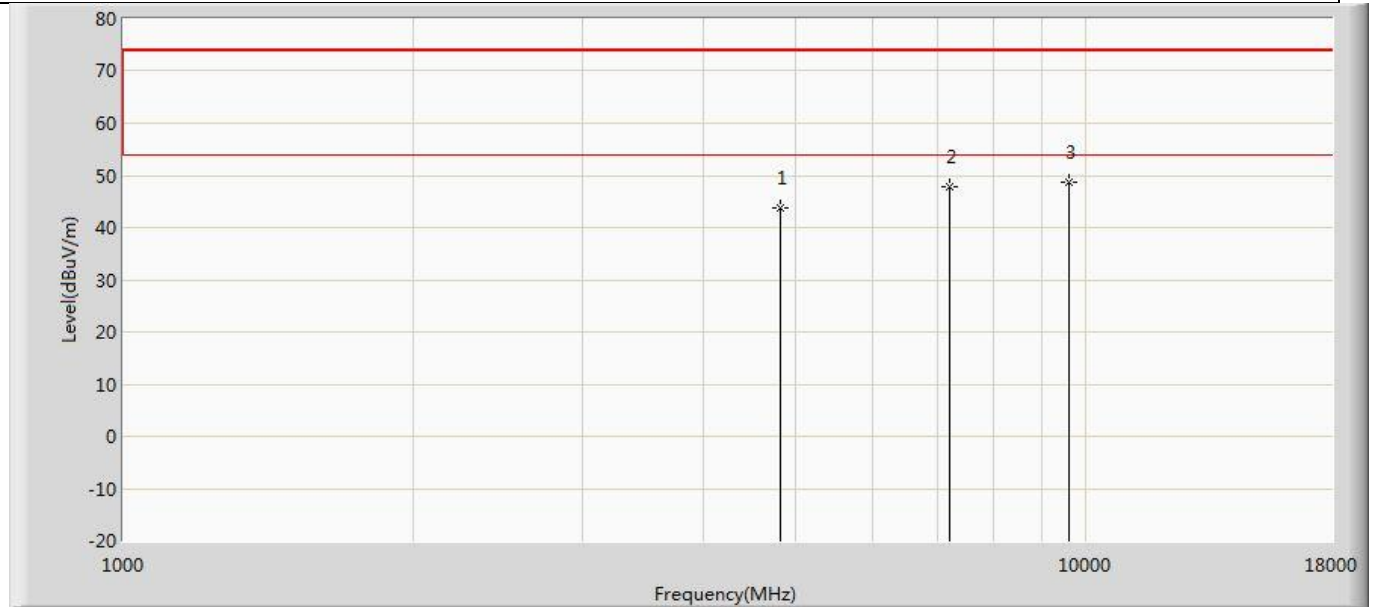
Appendix H: Emissions in Restricted Bands

Profile: 2340773R	Page No.: 7
Engineer: Yuliu	
Site: AC5	Time: 2023/05/17 - 00:51
Limit: FCC_Part15.209_RE(3m)	Margin: 0
Probe: Horn_3117_00167055(1-18GHz)2022	Polarity: Horizontal
EUT: Barcode Scanner	Power: By Battery
Note: Mode 1 : Transmit at 2402MHz by LE_1Mbps	



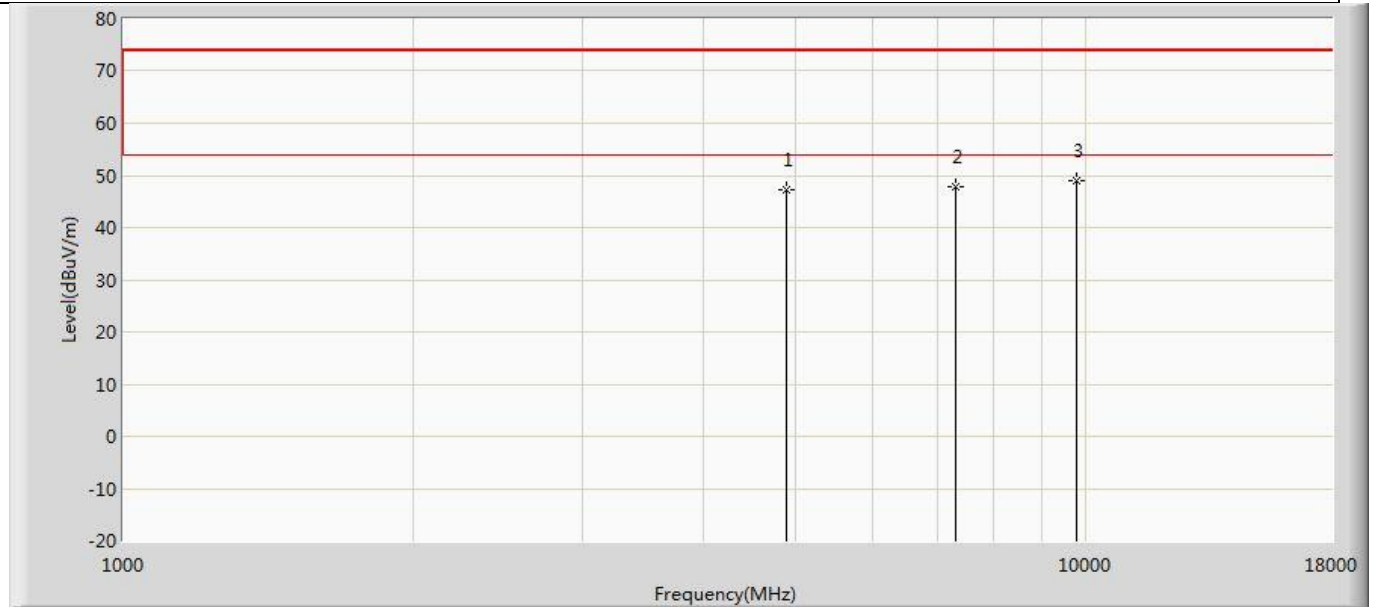
No	Mark	Frequency (MHz)	Measure Level (dBuV/m)	Reading Level (dBuV)	Over Limit (dB)	Limit (dBuV/m)	Factor (dB)	Type
1		4808.000	45.106	59.754	-28.894	74.000	-14.647	PK
2		7205.000	47.379	57.088	-26.621	74.000	-9.710	PK
3	*	9608.000	48.915	54.550	-25.085	74.000	-5.635	PK

Profile: 2340773R	Page No.: 8
Engineer: Yuliu	
Site: AC5	Time: 2023/05/17 - 00:51
Limit: FCC_Part15.209_RE(3m)	Margin: 0
Probe: Horn_3117_00167055(1-18GHz)2022	Polarity: Vertical
EUT: Barcode Scanner	Power: By Battery
Note: Mode 1 : Transmit at 2402MHz by LE_1Mbps	



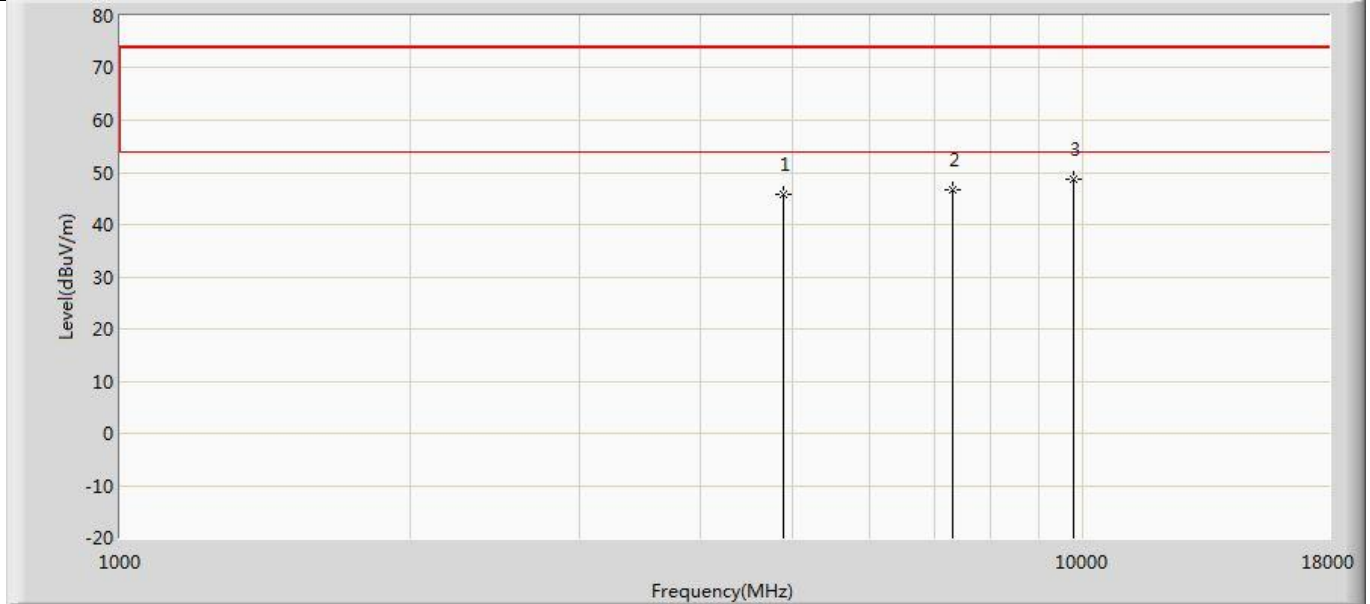
No	Mark	Frequency (MHz)	Measure Level (dBuV/m)	Reading Level (dBuV)	Over Limit (dB)	Limit (dBuV/m)	Factor (dB)	Type
1		4808.000	43.804	58.452	-30.196	74.000	-14.647	PK
2		7205.000	47.856	57.565	-26.144	74.000	-9.710	PK
3	*	9608.000	48.584	54.219	-25.416	74.000	-5.635	PK

Profile: 2340773R	Page No.: 9
Engineer: Yuliu	
Site: AC5	Time: 2023/05/17 - 00:51
Limit: FCC_Part15.209_RE(3m)	Margin: 0
Probe: Horn_3117_00167055(1-18GHz)2022	Polarity: Horizontal
EUT: Barcode Scanner	Power: By Battery
Note: Mode 1 : Transmit at 2440MHz by LE_1Mbps	



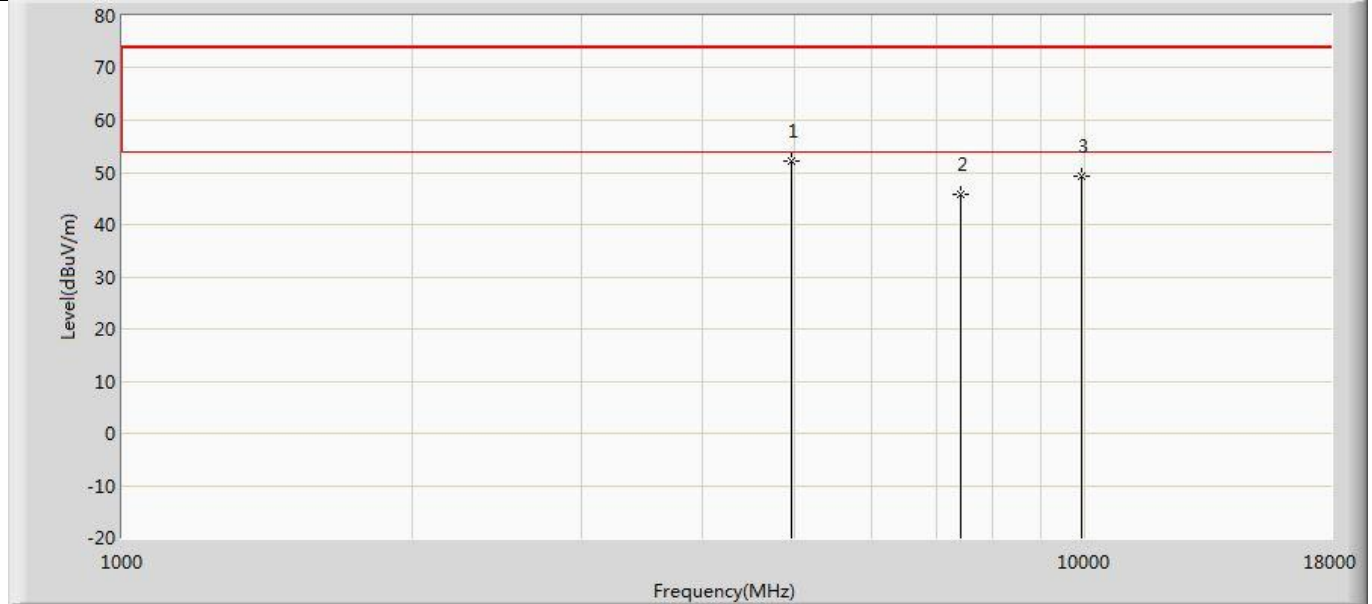
No	Mark	Frequency (MHz)	Measure Level (dBuV/m)	Reading Level (dBuV)	Over Limit (dB)	Limit (dBuV/m)	Factor (dB)	Type
1		4876.000	47.262	61.559	-26.738	74.000	-14.297	PK
2		7324.000	47.690	57.416	-26.310	74.000	-9.726	PK
3	*	9760.000	49.122	54.673	-24.878	74.000	-5.550	PK

Profile: 2340773R	Page No.: 10
Engineer: Yuliu	
Site: AC5	Time: 2023/05/17 - 00:51
Limit: FCC_Part15.209_RE(3m)	Margin: 0
Probe: Horn_3117_00167055(1-18GHz)2022	Polarity: Vertical
EUT: Barcode Scanner	Power: By Battery
Note: Mode 1 : Transmit at 2440MHz by LE_1Mbps	



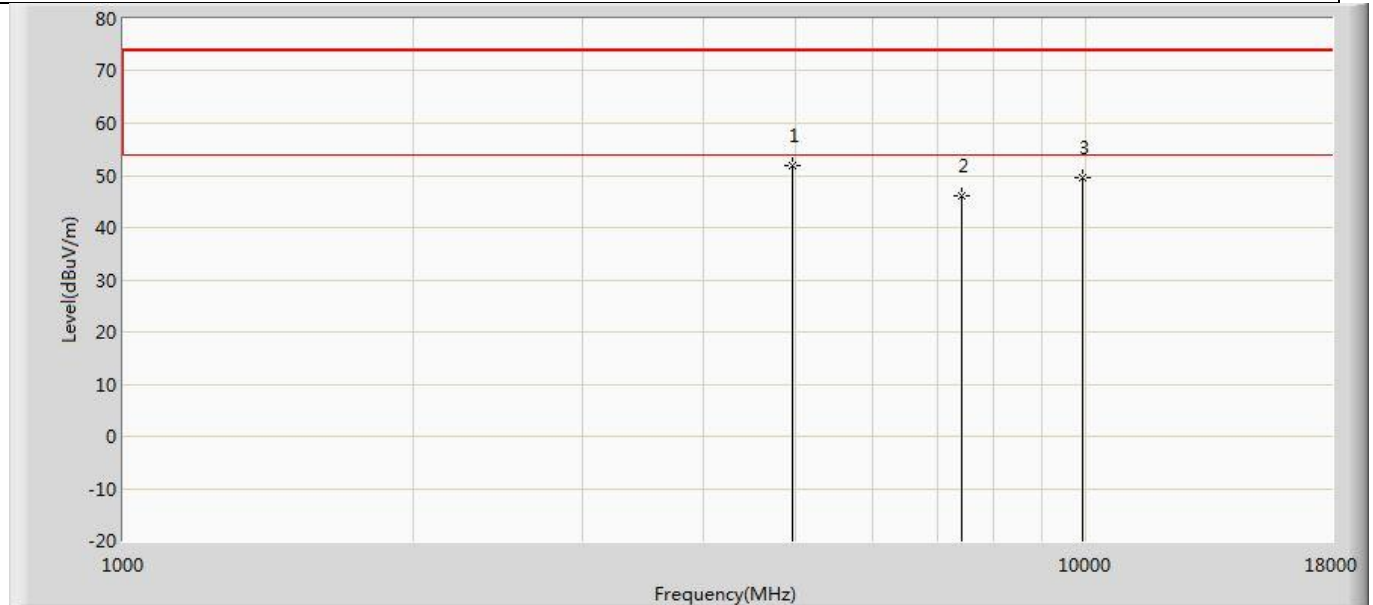
No	Mark	Frequency (MHz)	Measure Level (dBuV/m)	Reading Level (dBuV)	Over Limit (dB)	Limit (dBuV/m)	Factor (dB)	Type
1		4876.000	45.923	60.220	-28.077	74.000	-14.297	PK
2		7324.000	46.641	56.367	-27.359	74.000	-9.726	PK
3	*	9760.000	48.785	54.336	-25.215	74.000	-5.550	PK

Profile: 2340773R	Page No.: 11
Engineer: Yuliu	
Site: AC5	Time: 2023/05/17 - 00:51
Limit: FCC_Part15.209_RE(3m)	Margin: 0
Probe: Horn_3117_00167055(1-18GHz)2022	Polarity: Horizontal
EUT: Barcode Scanner	Power: By Battery
Note: Mode 1 : Transmit at 2480MHz by LE_1Mbps	



No	Mark	Frequency (MHz)	Measure Level (dBuV/m)	Reading Level (dBuV)	Over Limit (dB)	Limit (dBuV/m)	Factor (dB)	Type
1	*	4961.000	52.259	66.391	-21.741	74.000	-14.133	PK
2		7440.000	45.717	55.079	-28.283	74.000	-9.362	PK
3		9920.000	49.355	54.267	-24.645	74.000	-4.913	PK

Profile: 2340773R	Page No.: 12
Engineer: Yuliu	
Site: AC5	Time: 2023/05/17 - 00:51
Limit: FCC_Part15.209_RE(3m)	Margin: 0
Probe: Horn_3117_00167055(1-18GHz)2022	Polarity: Vertical
EUT: Barcode Scanner	Power: By Battery
Note: Mode 1 : Transmit at 2480MHz by LE_1Mbps	



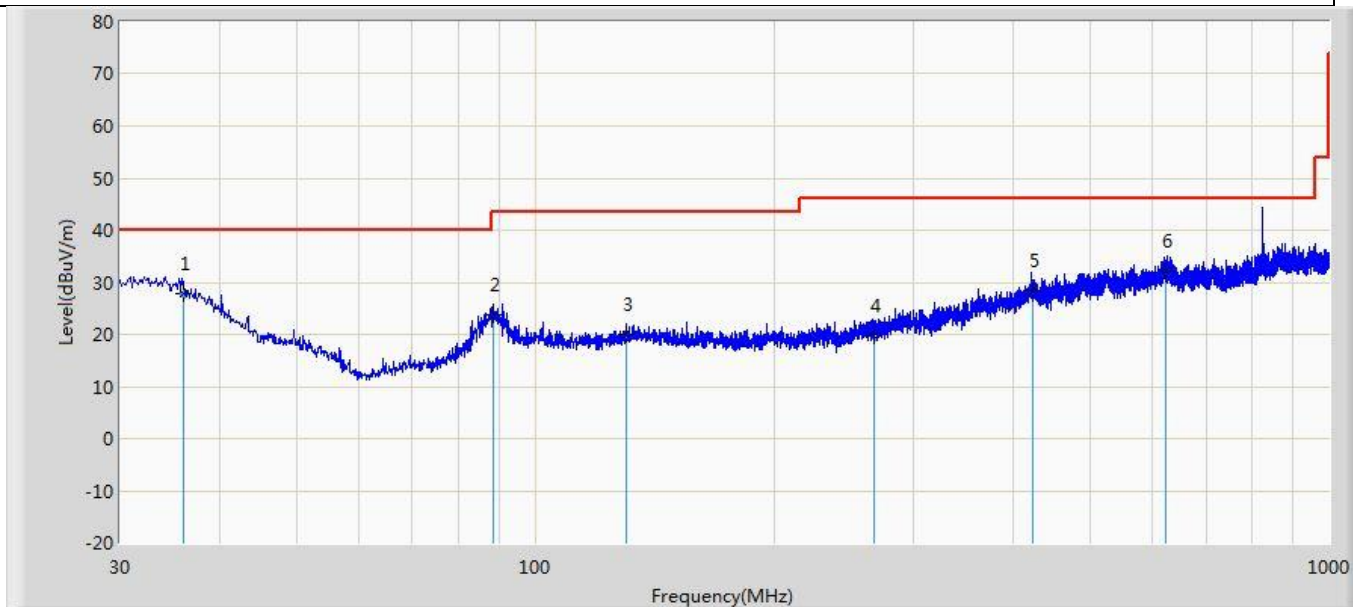
No	Mark	Frequency (MHz)	Measure Level (dBuV/m)	Reading Level (dBuV)	Over Limit (dB)	Limit (dBuV/m)	Factor (dB)	Type
1	*	4961.000	51.967	66.099	-22.033	74.000	-14.133	PK
2		7440.000	46.025	55.387	-27.975	74.000	-9.362	PK
3		9920.000	49.454	54.366	-24.546	74.000	-4.913	PK

Note:

1. Measured Level = Reading Level + Factor.
2. The test frequency range, 9kHz~30MHz, worst case are at least 20dB below the limits, therefore no data appear in the report.
3. The test frequency range, 18GHz~26GHz test result on peak is lower than average limit, all is the noise base, therefore no data appear in the report.
4. This limit applies for using average detector, if the test result on peak is lower than average limit, then average measurement needn't be performed.

The worst case of Radiated Emission below 1GHz :

Profile: 2340773R	Page No.: 185
Engineer: Yuliu	
Site: AC3	Time: 2023/05/17 - 02:48
Limit: FCC_Part 15.209_RE (3m)	Margin: 0
Probe: AC3_3M (30-1000M)	Polarity: Horizontal
EUT: Barcode Scanner	Power: By Battery
Note: Mode 1 : Transmit at 2402MHz by LE_1Mbps	

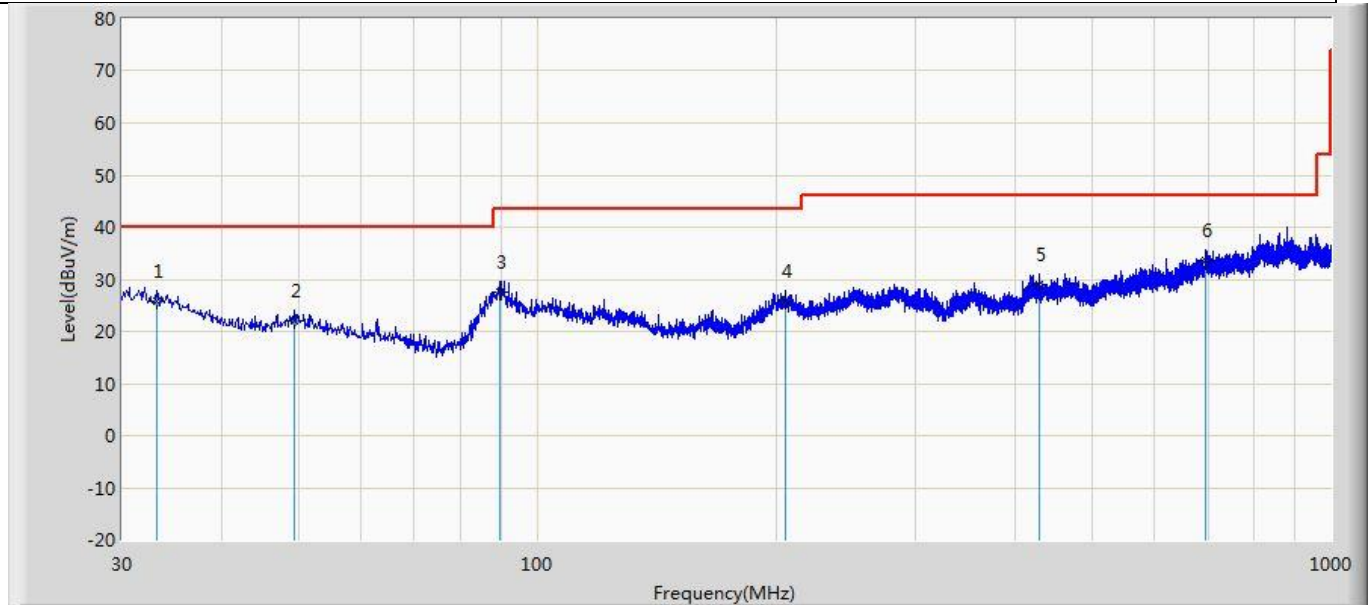


No	Mark	Frequency (MHz)	Measure Level (dBuV/m)	Reading Level (dBuV)	Over Limit (dB)	Limit (dBuV/m)	Factor (dB)	Type
1	*	36.062	27.780	1.758	-12.220	40.000	26.022	QP
2		88.564	23.907	10.123	-19.593	43.500	13.785	QP
3		130.516	19.924	2.420	-23.576	43.500	17.504	QP
4		267.408	19.822	0.932	-26.178	46.000	18.891	QP
5		423.941	28.375	1.149	-17.625	46.000	27.226	QP
6		624.246	32.258	1.672	-13.742	46.000	30.587	QP

Note:

1. " * ", means this data is the worst emission level.
2. Measurement Level = Reading Level + Factor(Probe+Cable-Amp)

Profile: 2340773R	Page No.: 186
Engineer: Yuliu	
Site: AC3	Time: 2023/05/17 - 02:50
Limit: FCC_Part 15.209_RE (3m)	Margin: 0
Probe: AC3_3M (30-1000M)	Polarity: Vertical
EUT: Barcode Scanner	Power: By Battery
Note: Mode 1 : Transmit at 2402MHz by LE_1Mbps	



No	Mark	Frequency (MHz)	Measure Level (dBuV/m)	Reading Level (dBuV)	Over Limit (dB)	Limit (dBuV/m)	Factor (dB)	Type
1		33.163	25.878	2.820	-14.122	40.000	23.058	QP
2		49.521	22.027	2.620	-17.973	40.000	19.406	QP
3		89.655	27.638	10.791	-15.862	43.500	16.847	QP
4		205.934	25.851	2.429	-17.649	43.500	23.422	QP
5		428.427	28.914	3.069	-17.086	46.000	25.845	QP
6	*	694.086	33.548	3.077	-12.452	46.000	30.471	QP

Note:

1. " * ", means this data is the worst emission level.
2. Measurement Level = Reading Level + Factor(Probe+Cable-Amp)

The End