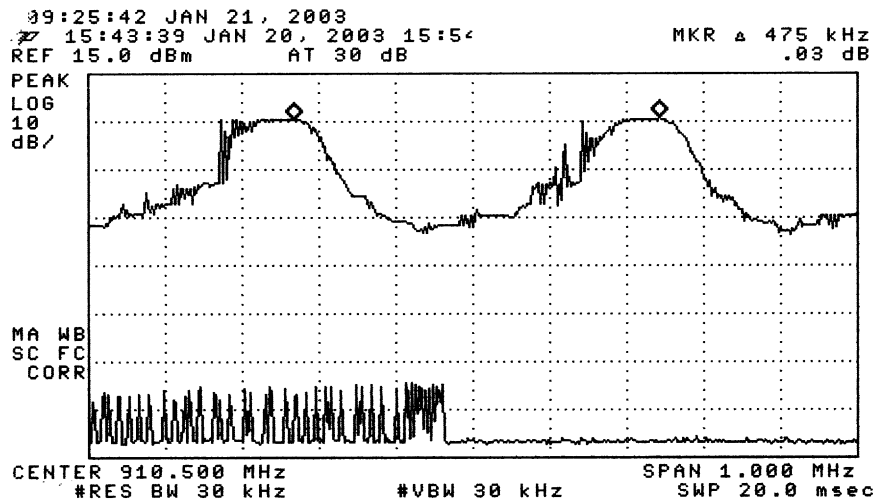


11. Test Report

The test report containing intentional/unintentional emissions data is attached as “IAL_report_BC300314-11.pdf”. International Approvals Laboratories generated this report.

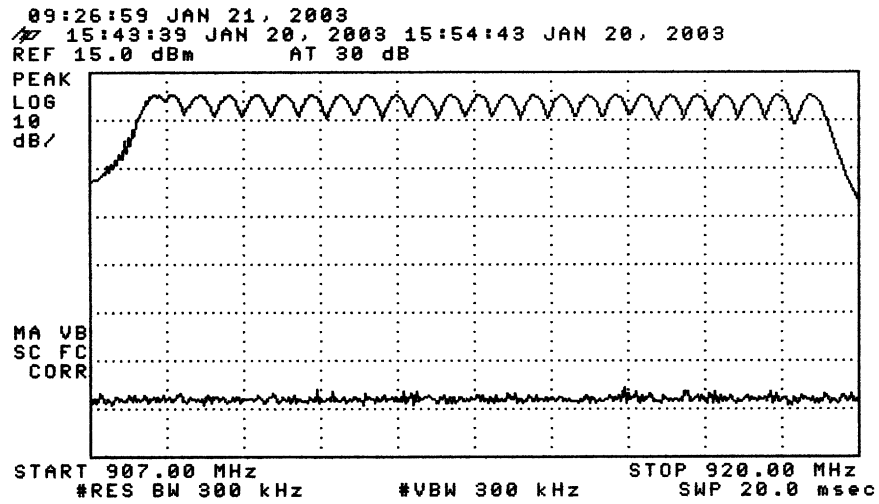
Additional data demonstrating compliance with 47CFR15.247 follows.

Plot 1 is a spectrum plot showing the carrier frequency separation. Compliance with section 15.247(a)(1) is demonstrated with a test sample configured with firmware allowing two adjacent channels to be captured.



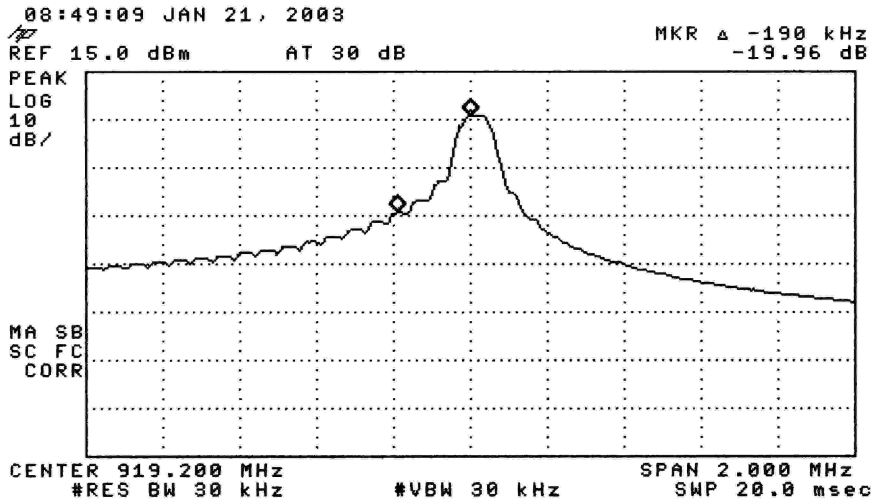
Plot 1: Demonstration of channel spacing requirement.

Plot 2 demonstrates compliance with 15.247(a)(1)(i) — Number of hopping channels. This is a stored display of many sequential transmissions to show the overall band occupied by the transmitter.

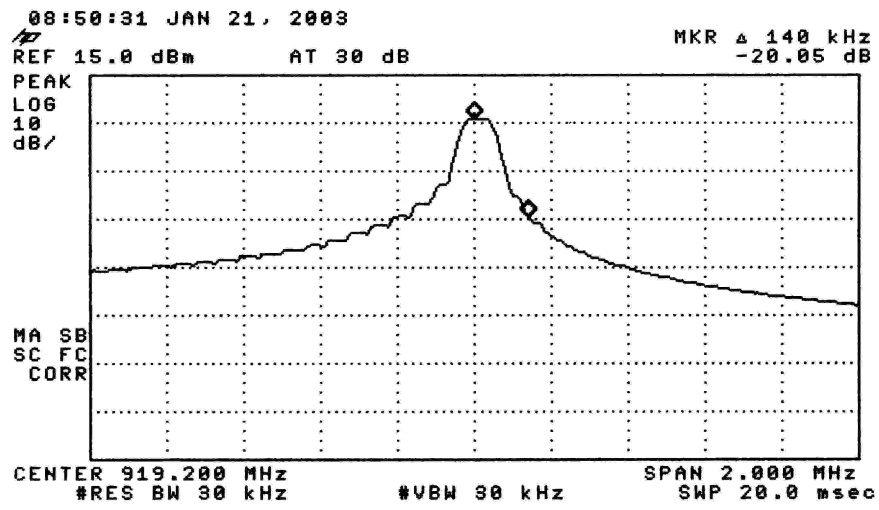


Plot 2: Demonstration of 25 hopping channels.

Plots 3a and 3b show the 20 dB bandwidth of a single channel to demonstrate compliance with 15.247(a)(1)(i). The 20 dB occupied bandwidth is 330 kHz.



Plot 3a: Demonstration of occupied bandwidth.



Plot 3b: Demonstration of occupied bandwidth.