

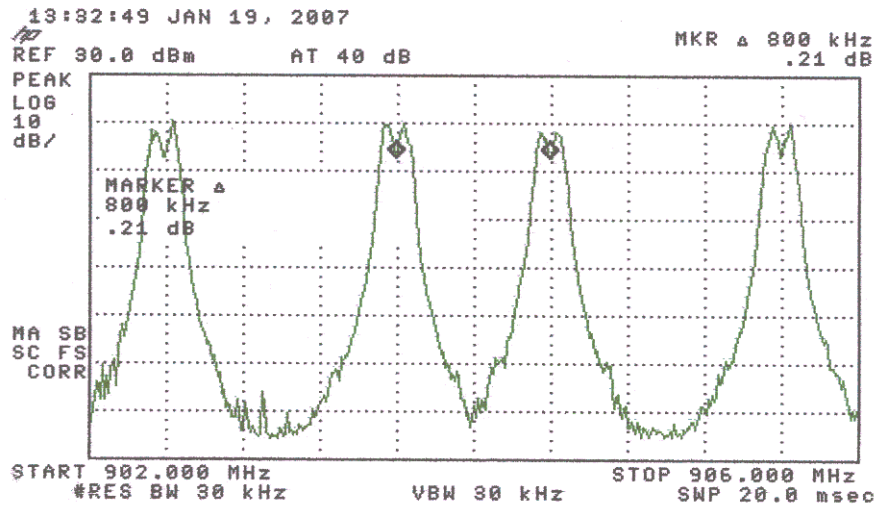
12. Test Report Additional Information

The attached test report containing intentional/unintentional emissions data is “Test Report Number BC400278c-1”, generated by International Approvals Labs.

In addition to that test report, additional data showing compliance with 47CFR15.247 follows. For the following measurements, the antenna was replaced by a coaxial connection to an HP8594E spectrum analyzer.

Minimum Channel Separation:

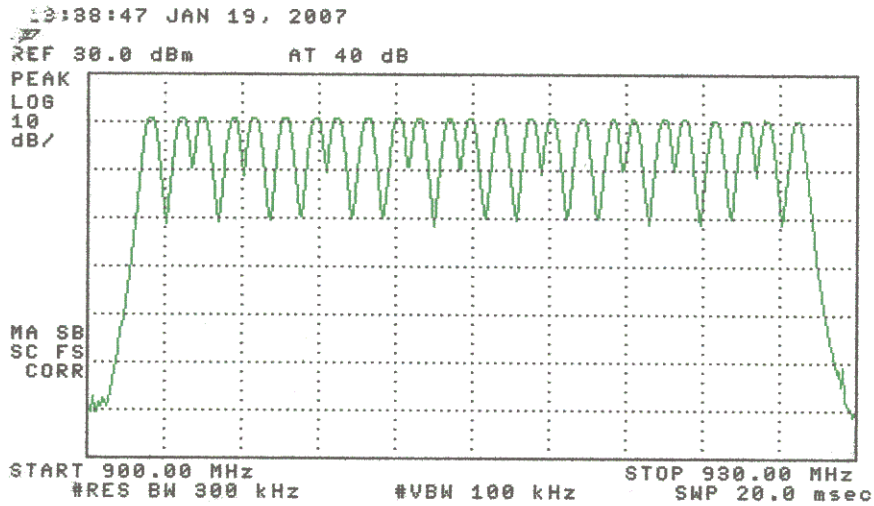
Plot 1 is a spectrum plot showing a minimum channel separation of 800 kHz. Compliance with section 15.247(a)(1) is demonstrated by capturing several transmissions over a small portion of the 902-928 MHz ISM band.



Plot 1: Demonstration of channel spacing requirement.

Number of hopping Channels:

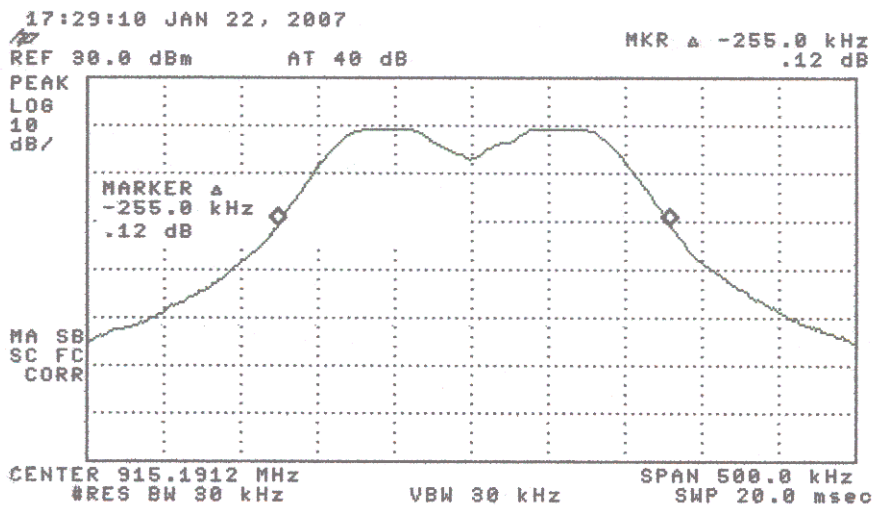
Plot 2 demonstrates compliance with 15.247(a)(1)(i) — Number of hopping channels. This is a stored display of many sequential transmissions to show the overall band occupied by the transmitter.



Plot 2: Demonstration of 25 hopping channels.

20 dB bandwidth of a single channel:

Plot 3 shows the 20 dB bandwidth of a single channel to demonstrate compliance with 15.247(a)(1)(i). The 20 dB occupied bandwidth is 255 kHz.



Plot 3: Demonstration of occupied bandwidth.