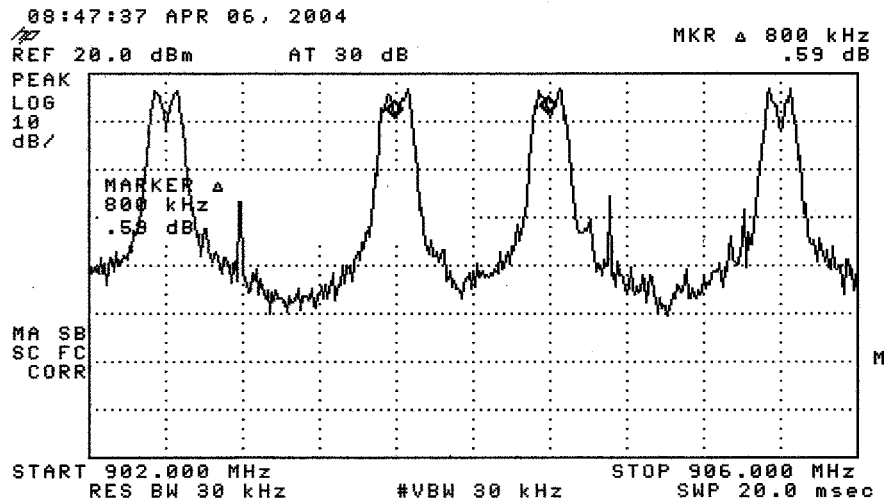


11. Test Report

The test report containing intentional/unintentional emissions data is attached as "BC300339-1a_ES1223_.pdf". International Approvals Laboratories generated this report.

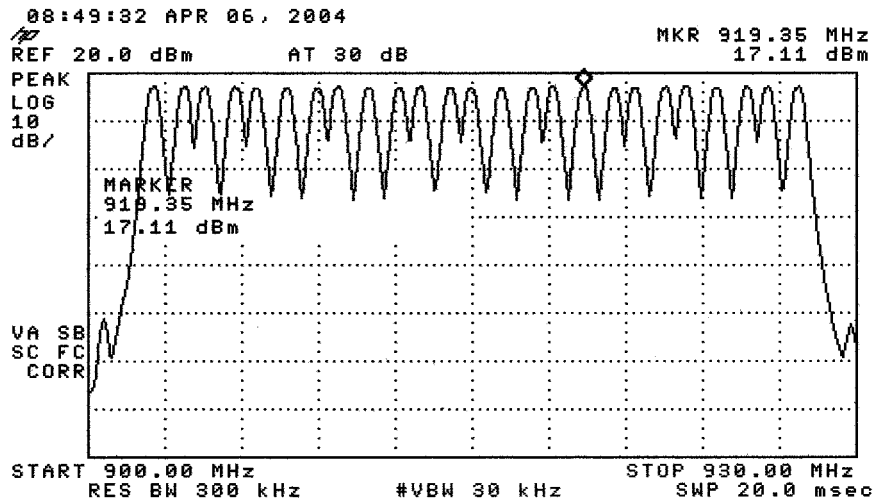
Additional data demonstrating compliance with 47CFR15.247 follows. For the following plots, the antenna was replaced by a coaxial connection to a an HP8594E spectrum analyzer.

Plot 1 is a spectrum plot showing a minimum channel separation of 800 kHz. Compliance with section 15.247(a)(1) is demonstrated by capturing several transmissions over a small portion of the 902-928 MHz ISM band.



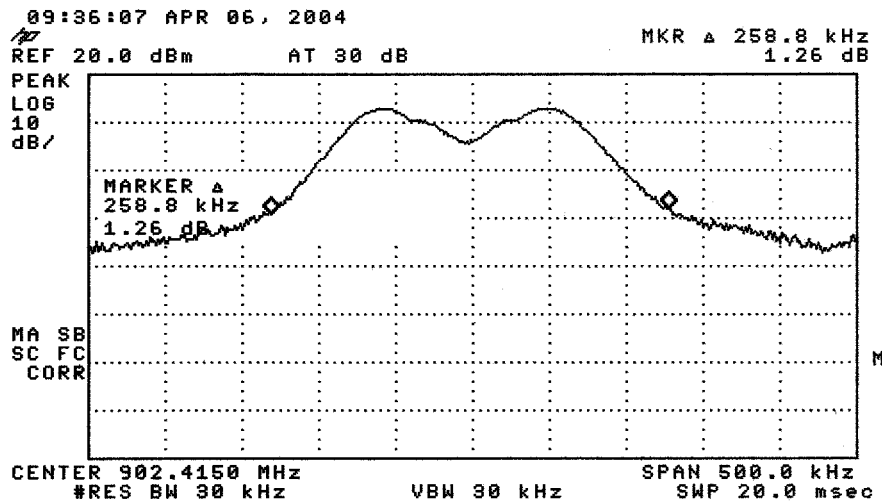
Plot 1: Demonstration of channel spacing requirement.

Plot 2 demonstrates compliance with 15.247(a)(1)(i) — Number of hopping channels. This is a stored display of many sequential transmissions to show the overall band occupied by the transmitter.



Plot 2: Demonstration of 25 hopping channels.

Plots shows the 20 dB bandwidth of a single channel to demonstrate compliance with 15.247(a)(1)(i). The 20 dB occupied bandwidth is 258 kHz.



Plot 3: Demonstration of occupied bandwidth.