



TEST REPORT – EMC Emissions

Report Number: 100115937DEN-001

Project Number: 100115937

Report Issue Date: 05/29/2010

Product Designation: Models: AV120, AV220, AV420 & EN7286NX

Standards: IEC CISPR 22: 2008
FCC CFR47 Part 15, Subpart B: 2007
ICES-003, Issue 4: 2004
AS/NZS CISPR 22: 2006

Tested by:
Intertek Testing Services NA, Inc.
1795 Dogwood Street, Suite 200
Louisville, CO 80027

Emissions Testing Facility
40 Meadow Rd
Pinewood Springs, CO 80540

Client:
Inovonics Wireless Corporation
315 CTC Blvd.
Louisville, CO 80027

Report prepared by

Randy Thompson
Senior EMC Project Engineer

Report reviewed by

Richard Georgerian
Senior Project Engineer

This report is for the exclusive use of Intertek's Client and is provided pursuant to the agreement between Intertek and its Client. Intertek's responsibility and liability are limited to the terms and conditions of the agreement. Intertek assumes no liability to any party, other than to the Client in accordance with the agreement, for any loss, expense or damage occasioned by the use of this report. Only the Client is authorized to permit copying or distribution of this report and then only in its entirety. Any use of the Intertek name or one of its marks for the sale or advertisement of the tested material, product or service must first be approved in writing by Intertek. The observations and test results in this report are relevant only to the sample tested. This report by itself does not imply that the material, product, or service is or has ever been under an Intertek certification program.

TABLE OF CONTENTS

Section	Page
1 Introduction and Conclusion	6
2 Test Summary	6
3 Description of Equipment Under Test.....	7
4 System setup including cable interconnection details, support equipment and simplified block diagram	8
5 Radiated Emissions – Unintentional & Spurious of the Receiver	12
6 DC Conducted Emissions	22
7 Measurement Uncertainty	29
8 Revision History.....	30

Product Under Test

Model: AV120 (Headset Transceiver)



Product Under Test

Model: AV420 (Base Station Transceiver with AV220 attached)



Product Under Test

Model: EN7286NX (Serial Receiver with control panel interface)



1 Introduction and Conclusion

The tests indicated in section 2.0 were performed on the product constructed as described in section 3.0. The remaining test sections are the verbatim text from the actual data sheets used during the investigation. These test sections include the test name, the specified test Method, a list of the actual Test Equipment Used, documentation Photos, Results and raw Data. No additions, deviations, or exclusions have been made from the standard(s) unless specifically noted.

Based on the results of our investigation, **we have concluded the product tested complies with the requirements of the standard(s) indicated.** The results obtained in this test report pertain only to the item(s) tested.

2 Test Summary

Section	Test full name	Test date	Result
5	Radiated Emissions – Unintentional per CISPR 22, Class B (Covers FCC CFR47 Part 15B, AS/NZS CISPR 22 & ICES-003)	05/12/10	Pass
6	DC Conducted Emissions – per CISPR 22, Class B (Covers FCC CFR47 Part 15B, AS/NZS CISPR 22 & ICES-003)	05/12/10	Pass

Notes:

1. Only unintentional radiated emissions were tested per client request.
2. The client has stated Inovonics products are not shipped with an AC Adapter power supply. Therefore, conducted emissions were tested with 12-14 VDC supplied to the product.
3. Products were “bundled” together and tested simultaneously for radiated emissions testing per client request.

3 Description of Equipment Under Test

Equipment Under Test			
Description	Manufacturer	Model Number	Serial Number
Headset Transceiver	Inovonics	AV120	EMC1
Programmer	Inovonics	AV220	EMC1
Base Station Transceiver	Inovonics	AV420	16594719
Serial Receiver with control panel interface	Inovonics	EN7286NX	16479943

Receive Date:	05/12/2010
Received Condition:	Good
Type:	Production Proto

Description of Equipment Under Test (provided by client)

The following products were tested in this report:

1. EN7286NX Serial Receiver with control panel interface
2. AV120 Headset Transceiver
3. AV220 Programmer
4. AV420 Base Station Transceiver

Products are intended to be used in office, commercial and industrial locations, in a dry environment. All enclosures are plastic.

Products will be marketed in the US, Canada, Australia and New Zealand.

Note that power for the products is battery or 12-14 VDC - AC Adapters are not sold with the products.

Equipment Under Test Power Configuration			
Rated Voltage	Rated Current	Rated Frequency	Number of Phases
12 – 14 VDC (AV420/ EN7286NX)	unknown	----	----
3.7 VDC Battery (AV120)	unknown	----	----

Operating modes of the EUT:

No.	Descriptions of EUT Exercising
1	Products Tx disabled and Rx enabled, antennas in normal configurations.
2	Receive Mode: Products operating in normal receive mode tuned to mid band of reception.

Clock Frequencies of the EUT:

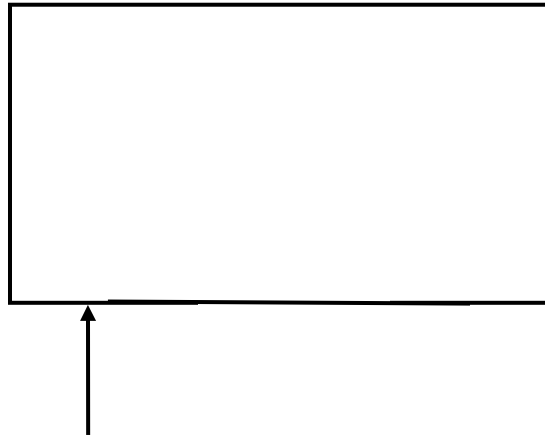
No.	Descriptions of Product Clocks & Local Oscillators (Receivers)
1	EN7286NX – 1 st LO 1.1464 to 1.1716 GHz, 2 nd LO 233.3 & 933.3 MHz
2	AV120 – 1 st LO 992.8 to 993.52 MHz, 2 nd LO 80.7 & 645.6 MHz
3	AV220 – No Local Oscillators
4	AV420 – 1 st LO 973.12, 2 nd LO 59.3 MHz
5	Clock Frequencies: 32kHz, 32.768kHz, 3.68MHz, 16MHz, 25MHz, 33MHz, 48MHz, 133 MHz, 500MHz

4 System setup including cable interconnection details, support equipment and simplified block diagram

4.1 Method:

Record the details of EUT cabling, document the support equipment, and show the interconnections in a block diagram.

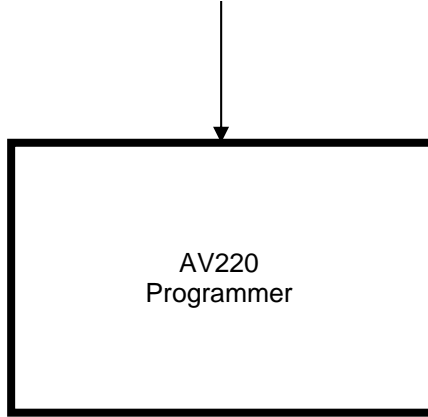
4.2 EUT Block Diagram: AV420 & EN7286NX



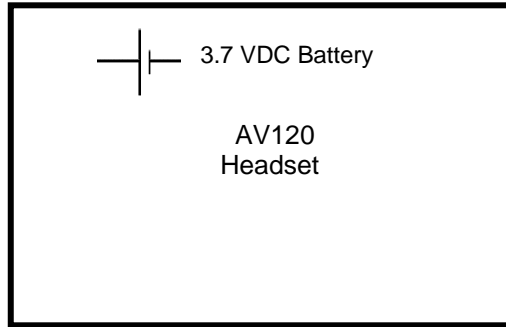
12–14 VDC External Power Supplied to Product (1)

EUT Block Diagram: AV220

DC Power from AV420 (2)



EUT Block Diagram: AV120



4.3 Data:

ID	Cable Description	Length	Shielding	Ferrites
1	AC Adapter: 120VAC Input – 14VDC Output	3 feet	none	none
2	DC Cable from AV420 to AV220	6 inches	none	none

Support Equipment			
Description	Manufacturer	Model Number	Serial Number
DC Power Supply	Tenma	Laboratory DC	unknown

General notes:

1. Products did not require any support equipment except DC power supply
- 2.

5 Radiated Emissions – Unintentional & Spurious of the Receiver

5.1 Method

The test methods used comply with ANSI C63.4 and CISPR 16. Unless otherwise stated no deviations were made from **CISPR 22, Class B**.

Intertek Boulder's emissions testing facility is located at 40 Meadow Rd. in Pinewood Springs CO 80540. The emissions testing facility is ISO17025:2005 accredited by NVLAP, our lab code is 200624-0, BSMI lab number is SL2-IN-E-029R, our VCCI registration no. R-1643, our FCC designation no. US5170 and our IC lab no. 2042N.

5.2 Test Equipment Used:

<u>Asset ID:</u>	<u>Description:</u>	<u>Manufacturer</u>	<u>Model:</u>	<u>Serial:</u>	<u>Cal Due:</u>
<u>Radiated Emissions</u>					
18882	Spectrum Analyzer (dc-22 GHz)	Hewlett-Packard	8566B	2410A00154	11/12/2010
18880	Q.P Adapter	Hewlett-Packard	85650A	2811A01300	11/12/2010
18912	9 kHz- 1.3GHz Pre Amp (9kHz – 1000 MHz)	Hewlett-Packard	8447F	3113A05545	06/12/2010
18906	RF Pre-Amplifier (1-4 GHz)	Mini-Circuits Lab	ZHL-42	N052792-2	06/12/2010
18900	RF Pre-Amplifier (4-8 GHz)	Avantek	AFT97-8434-10F	1007	06/12/2010
19937	Bilog Antenna 30 MHz - 6GHz	Sunol Sciences	JB6	A050707-2	11/12/2010
18737	Doubled Ridged Guide Antenna (1-18 GHz)	EMCO	3105	2076	06/03/2010

5.3 Results:

The sample tested was found to Comply.

5.4 Setup Photographs:

Test setup – Front View



Left-to-Right: AV120, EN7286NX, AV420 (with AV220 attached) & AV120

Test setup – Rear View



5.5 Test Data:

Radiated Electromagnetic Emissions

Test Report #: <u>100115937</u>	Test Area: <u>Pinewood Site 1 (10m)</u>	Temperature: <u>23.2</u> °C
Test Method: <u>EN55022/ CISPR 22</u>	Test Date: <u>12-May-2010</u>	Relative Humidity: <u>28.9</u> %
EUT Model #: <u>Various – See Notes Below</u>	EUT Power: <u>Various Battery & 12-14VDC Supply</u>	Air Pressure: <u>79.8</u> kPa
EUT Serial #: <u>Various – See Notes Below</u>		

Manufacturer: Inovonics

EUT Description: 1) Serial Receiver 2) Headset TxRx 3) Programmer 4) Base Station TxRx

Notes: 1) EN7286NX, S/N 16479943 2) AV120, S/N: 16595338
3) AV220, S/N: EMC1 4) AV420, S/N: 16594728

Level Key	
Pk – Peak	Nb – Narrow Band
Qp – QuasiPeak	Bb – Broad Band
Av - Average	

Note: All Products tested in a “bundle”, Receive-Mode Only.

FREQ	LEVEL	CABLE / ANT / PREAMP	FINAL	POL / HGT / AZ	DELTA1 (dB)	DELTA2 (dB)
(MHz)	(dBuV)	(dB) (dBm) (dB)	(dBuV/m)	(m) (DEG)	CISPR 22 Class B	FCC 15.109 < 1GHz Class B
***** Measurement Summary *****						
933.20	31.5 Qp	8.9 / 22.5 / 27.5	35.3	H / 1.1 / 198.0	-1.7	-0.2
533.20	38.7 Qp	6.4 / 18.4 / 28.4	35.0	V / 2.9 / 212.0	-2.0	-0.5
559.97	36.5 Qp	6.6 / 18.7 / 28.4	33.3	H / 2.1 / 48.0	-3.7	-2.2
999.77	27.8 Qp	9.4 / 23.0 / 27.3	32.8	V / 1.5 / 72.0	-4.2	-10.7
200.01	34.8 Qp	3.9 / 12.7 / 27.5	23.9	V / 1.0 / 164.0	-6.1	-9.1
57.59	40.8 Qp	2.1 / 7.9 / 28.1	22.7	V / 1.0 / 138.0	-7.3	-6.8
144.00	33.4 Qp	3.1 / 13.1 / 27.8	21.8	V / 1.0 / 144.0	-8.2	-11.2
70.23	38.5 Qp	2.3 / 8.1 / 28.0	20.8	V / 1.0 / 315.0	-9.2	-8.7
320.00	35.0 Qp	4.8 / 14.2 / 27.3	26.7	H / 2.6 / 42.0	-10.3	-8.8
31.96	27.1 Qp	1.6 / 20.0 / 28.1	20.6	V / 1.0 / 12.0	-9.4	-8.9
57.66	38.6 Qp	2.1 / 7.9 / 28.1	20.6	V / 1.0 / 180.0	-9.4	-8.9
208.00	33.8 Qp	3.9 / 10.8 / 27.5	21.1	V / 1.0 / 232.0	-8.9	-11.9
166.62	32.6 Qp	3.4 / 12.6 / 27.7	20.9	V / 1.0 / 288.0	-9.1	-12.1
71.64	37.9 Qp	2.3 / 8.1 / 28.0	20.3	V / 1.0 / 216.0	-9.7	-9.2
48.00	37.1 Qp	1.8 / 9.3 / 28.1	20.2	V / 1.0 / 44.0	-9.8	-9.3
66.00	38.0 Qp	2.2 / 8.0 / 28.0	20.2	V / 1.0 / 0.0	-9.8	-9.3
70.29	37.9 Qp	2.3 / 8.1 / 28.0	20.2	V / 1.0 / 270.0	-9.8	-9.3
44.35	34.9 Qp	1.8 / 11.4 / 28.1	20.0	H / 2.0 / 90.0	-10.0	-9.5
71.69	37.5 Qp	2.3 / 8.1 / 28.0	19.8	V / 1.0 / 270.0	-10.2	-9.7
82.88	37.5 Qp	2.5 / 7.8 / 28.0	19.8	V / 1.0 / 144.0	-10.2	-9.7
165.75	31.8 Qp	3.4 / 12.6 / 27.7	20.1	V / 1.0 / 32.0	-9.9	-12.9
225.01	32.4 Qp	4.0 / 11.1 / 27.4	20.1	V / 1.0 / 232.0	-9.9	-15.4
67.43	37.2 Qp	2.2 / 8.1 / 28.0	19.4	V / 1.0 / 188.0	-10.6	-10.1
931.00	21.6 Qp	8.9 / 22.5 / 27.6	25.4	V / 1.0 / 0.0	-11.6	-10.1
30.00	24.6 Qp	1.5 / 21.3 / 28.1	19.3	V / 1.0 / 0.0	-10.7	-10.2

Intertek

Report Number: 100115937DEN-001

Issued: 05/28/2010

FREQ	LEVEL	CABLE / ANT / PREAMP	FINAL	POL / HGT / AZ	DELTA1 (dB)	DELTA2 (dB)
(MHz)	(dBuV)	(dB) (dB/m) (dB)	(dBuV/m)	(m) (DEG)	CISPR 22 Class B	FCC 15.109 < 1GHz Class B
83.01	37.0 Qp	2.5 / 7.8 / 28.0	19.3	V / 1.0 / 90.0	-10.7	-10.2
850.00	22.4 Qp	8.6 / 22.1 / 27.8	25.2	V / 1.0 / 0.0	-11.8	-10.3
960.02	22.3 Qp	9.1 / 22.7 / 27.5	26.7	V / 1.3 / 186.0	-10.3	-16.8
150.01	31.1 Qp	3.2 / 13.0 / 27.7	19.6	H / 2.0 / 90.0	-10.4	-13.4
67.50	36.5 Qp	2.2 / 8.1 / 28.0	18.8	V / 1.0 / 180.0	-11.2	-10.7
975.00	21.6 Qp	9.2 / 22.9 / 27.4	26.3	V / 1.0 / 0.0	-10.7	-17.2
993.52	21.3 Qp	9.3 / 23.0 / 27.3	26.3	V / 1.0 / 0.0	-10.7	-17.2
70.36	36.4 Qp	2.3 / 8.1 / 28.0	18.7	V / 1.0 / 90.0	-11.3	-10.8
166.00	30.9 Qp	3.4 / 12.6 / 27.7	19.2	V / 1.0 / 90.0	-10.8	-13.8
973.12	21.6 Qp	9.2 / 22.9 / 27.4	26.2	V / 1.0 / 0.0	-10.8	-17.3
992.80	21.3 Qp	9.3 / 23.0 / 27.3	26.2	V / 1.0 / 0.0	-10.8	-17.3
224.00	31.4 Qp	4.0 / 11.0 / 27.4	19.1	V / 1.0 / 0.0	-10.9	-16.4
832.02	22.1 Qp	8.4 / 21.9 / 27.8	24.5	V / 1.0 / 0.0	-12.5	-11.0
500.00	28.6 Qp	6.1 / 18.0 / 28.3	24.4	H / 2.0 / 0.0	-12.6	-11.1
165.90	30.6 Qp	3.4 / 12.6 / 27.7	18.8	V / 1.0 / 180.0	-11.2	-14.2
231.85	36.1 Qp	4.1 / 11.3 / 27.4	24.1	H / 2.0 / 90.0	-12.9	-11.4
82.94	35.7 Qp	2.5 / 7.8 / 28.0	18.0	V / 1.0 / 180.0	-12.0	-11.5
798.00	22.1 Qp	8.2 / 21.5 / 27.9	23.8	V / 1.0 / 0.0	-13.2	-11.7
56.26	35.9 Qp	2.0 / 7.9 / 28.1	17.7	V / 1.0 / 180.0	-12.3	-11.8
160.00	29.9 Qp	3.3 / 12.8 / 27.7	18.2	V / 1.0 / 0.0	-11.8	-14.8
56.19	35.7 Qp	2.0 / 7.9 / 28.1	17.6	V / 1.0 / 0.0	-12.4	-11.9
74.50	35.1 Qp	2.3 / 8.1 / 28.0	17.5	V / 1.0 / 270.0	-12.5	-12.0
33.34	24.9 Qp	1.6 / 19.1 / 28.1	17.4	V / 1.0 / 180.0	-12.6	-12.1
231.00	35.1 Qp	4.1 / 11.3 / 27.4	23.2	H / 2.0 / 90.0	-13.8	-12.3
532.00	26.8 Qp	6.3 / 18.4 / 28.4	23.1	H / 2.0 / 0.0	-13.9	-12.4
136.17	29.1 Qp	3.0 / 13.3 / 27.8	17.5	H / 2.0 / 90.0	-12.5	-15.5
736.02	22.4 Qp	8.0 / 20.7 / 28.1	22.9	V / 1.0 / 0.0	-14.1	-12.6
74.44	34.4 Qp	2.3 / 8.1 / 28.0	16.8	V / 1.0 / 0.0	-13.2	-12.7
550.01	26.2 Qp	6.5 / 18.6 / 28.4	22.8	V / 1.0 / 0.0	-14.2	-12.7
64.74	34.5 Qp	2.2 / 8.0 / 28.1	16.7	V / 1.0 / 90.0	-13.3	-12.8
165.67	28.9 Qp	3.4 / 12.6 / 27.7	17.1	H / 2.0 / 90.0	-12.9	-15.9
195.92	28.7 Qp	3.8 / 12.1 / 27.5	17.1	H / 2.0 / 90.0	-12.9	-15.9
80.71	34.0 Qp	2.4 / 7.9 / 28.0	16.4	V / 1.0 / 90.0	-13.6	-13.1
166.41	28.6 Qp	3.4 / 12.6 / 27.7	16.9	V / 1.0 / 0.0	-13.1	-16.1
299.93	31.1 Qp	4.6 / 13.8 / 27.2	22.4	V / 1.0 / 90.0	-14.6	-13.1
66.24	34.0 Qp	2.2 / 8.0 / 28.0	16.3	V / 1.0 / 0.0	-13.7	-13.2
240.00	33.9 Qp	4.1 / 11.6 / 27.3	22.3	H / 2.0 / 90.0	-14.7	-13.2
50.00	33.6 Qp	1.8 / 8.6 / 28.1	16.0	V / 1.0 / 270.0	-14.0	-13.5
64.61	33.8 Qp	2.2 / 8.0 / 28.1	16.0	V / 1.0 / 0.0	-14.0	-13.5
133.30	28.0 Qp	3.0 / 13.4 / 27.8	16.5	V / 1.0 / 270.0	-13.5	-16.5
33.12	23.1 Qp	1.6 / 19.2 / 28.1	15.9	V / 1.0 / 0.0	-14.1	-13.6
68.83	33.6 Qp	2.2 / 8.1 / 28.0	15.9	V / 1.0 / 0.0	-14.1	-13.6
160.84	28.1 Qp	3.3 / 12.8 / 27.7	16.4	V / 1.0 / 0.0	-13.6	-16.6
78.71	33.5 Qp	2.4 / 7.9 / 28.0	15.8	V / 1.0 / 270.0	-14.2	-13.7
194.53	28.1 Qp	3.8 / 11.9 / 27.5	16.3	V / 1.0 / 0.0	-13.7	-16.7

Intertek

Report Number: 100115937DEN-001

Issued: 05/28/2010

FREQ	LEVEL	CABLE / ANT / PREAMP	FINAL	POL / HGT / AZ	DELTA1 (dB)	DELTA2 (dB)
(MHz)	(dBuV)	(dB) (dB/m) (dB)	(dBuV/m)	(m) (DEG)	CISPR 22 Class B	FCC 15.109 < 1GHz Class B
80.11	33.4 Qp	2.4 / 7.9 / 28.0	15.7	V / 1.0 / 270.0	-14.3	-13.8
59.31	33.6 Qp	2.1 / 7.9 / 28.1	15.6	V / 1.0 / 90.0	-14.4	-13.9
68.90	33.1 Qp	2.2 / 8.1 / 28.0	15.4	V / 1.0 / 180.0	-14.6	-14.1
69.99	32.8 Qp	2.2 / 8.1 / 28.0	15.1	V / 1.0 / 180.0	-14.9	-14.4
74.58	32.5 Qp	2.3 / 8.1 / 28.0	14.9	V / 1.0 / 90.0	-15.1	-14.6
300.01	29.6 Qp	4.6 / 13.8 / 27.2	20.9	H / 2.0 / 0.0	-16.1	-14.6
304.00	29.4 Qp	4.7 / 13.9 / 27.2	20.8	V / 1.0 / 180.0	-16.2	-14.7
239.21	32.3 Qp	4.1 / 11.6 / 27.3	20.7	V / 1.0 / 0.0	-16.3	-14.8
59.00	32.6 Qp	2.1 / 7.9 / 28.1	14.6	V / 1.0 / 0.0	-15.4	-14.9
78.80	32.2 Qp	2.4 / 7.9 / 28.0	14.5	V / 1.0 / 90.0	-15.5	-15.0
125.01	26.4 Qp	2.9 / 13.6 / 27.9	15.0	V / 1.0 / 0.0	-15.0	-18.0
160.14	26.6 Qp	3.3 / 12.8 / 27.7	15.0	V / 1.0 / 144.0	-15.0	-18.0
309.13	29.0 Qp	4.7 / 14.0 / 27.2	20.5	V / 1.0 / 90.0	-16.5	-15.0
111.15	27.1 Qp	2.8 / 13.0 / 27.9	14.8	V / 1.0 / 90.0	-15.2	-18.2
301.77	28.9 Qp	4.6 / 13.9 / 27.2	20.3	V / 1.0 / 180.0	-16.7	-15.2
432.02	26.1 Qp	5.8 / 16.4 / 28.0	20.3	H / 2.0 / 0.0	-16.7	-15.2
165.67	26.4 Qp	3.4 / 12.6 / 27.7	14.7	H / 2.0 / 0.0	-15.3	-18.3
399.00	26.7 Qp	5.4 / 15.7 / 27.8	20.1	H / 2.0 / 90.0	-16.9	-15.4
512.02	24.0 Qp	6.2 / 18.1 / 28.4	20.0	H / 2.0 / 0.0	-17.0	-15.5
40.48	26.1 Qp	1.8 / 14.0 / 28.1	13.9	V / 1.0 / 0.0	-16.1	-15.6
172.07	26.4 Qp	3.5 / 12.2 / 27.6	14.4	V / 1.0 / 0.0	-15.6	-18.6
36.80	23.4 Qp	1.7 / 16.7 / 28.1	13.7	V / 1.0 / 0.0	-16.3	-15.8
250.01	31.1 Qp	4.2 / 11.7 / 27.3	19.7	V / 1.0 / 0.0	-17.3	-15.8
111.08	26.2 Qp	2.8 / 12.9 / 27.9	14.0	V / 1.0 / 180.0	-16.0	-19.0
336.04	27.5 Qp	5.0 / 14.4 / 27.4	19.5	H / 2.0 / 270.0	-17.5	-16.0
195.05	25.6 Qp	3.8 / 12.0 / 27.5	13.9	V / 1.0 / 0.0	-16.1	-19.1
110.98	26.0 Qp	2.8 / 12.9 / 27.9	13.8	V / 1.0 / 0.0	-16.2	-19.2
44.16	27.9 Qp	1.8 / 11.5 / 28.1	13.1	H / 2.0 / 270.0	-16.9	-16.4
256.00	30.3 Qp	4.3 / 11.7 / 27.2	19.0	V / 1.0 / 270.0	-18.0	-16.5
69.92	30.6 Qp	2.2 / 8.1 / 28.0	12.9	V / 1.0 / 0.0	-17.1	-16.6
143.53	24.9 Qp	3.1 / 13.1 / 27.8	13.3	V / 1.0 / 0.0	-16.7	-19.7
73.60	30.4 Qp	2.3 / 8.1 / 28.0	12.7	V / 1.0 / 0.0	-17.3	-16.8
147.16	24.6 Qp	3.1 / 13.1 / 27.8	13.1	V / 1.0 / 270.0	-16.9	-19.9
253.93	29.9 Qp	4.2 / 11.7 / 27.2	18.6	V / 1.0 / 0.0	-18.4	-16.9
288.00	27.6 Qp	4.5 / 13.6 / 27.1	18.6	H / 2.0 / 0.0	-18.4	-16.9
80.70	30.1 Qp	2.4 / 7.9 / 28.0	12.4	V / 1.0 / 0.0	-17.6	-17.1
132.00	23.7 Qp	3.0 / 13.4 / 27.8	12.3	H / 2.0 / 90.0	-17.7	-20.7
154.57	23.8 Qp	3.2 / 13.0 / 27.7	12.2	V / 1.0 / 0.0	-17.8	-20.8
272.00	27.1 Qp	4.4 / 13.4 / 27.2	17.7	H / 2.0 / 270.0	-19.3	-17.8
80.00	29.2 Qp	2.4 / 7.9 / 28.0	11.6	V / 1.0 / 0.0	-18.4	-17.9
272.33	27.0 Qp	4.4 / 13.4 / 27.2	17.6	H / 2.0 / 180.0	-19.4	-17.9
150.89	23.4 Qp	3.2 / 13.0 / 27.7	11.9	V / 1.0 / 0.0	-18.1	-21.1

Intertek

Report Number: 100115937DEN-001

Issued: 05/28/2010

FREQ	LEVEL	CABLE / ANT / PREAMP	FINAL	POL / HGT / AZ	DELTA1 (dB)	DELTA2 (dB)
(MHz)	(dBuV)	(dB) (dB/m) (dB)	(dBuV/m)	(m) (DEG)	CISPR 22 Class B	FCC 15.109 < 1GHz Class B
77.28	28.6 Qp	2.4 / 8.0 / 28.0	11.0	V / 1.0 / 0.0	-19.0	-18.5
121.45	22.9 Qp	2.9 / 13.6 / 27.9	11.5	V / 1.0 / 0.0	-18.5	-21.5
276.01	26.2 Qp	4.4 / 13.4 / 27.1	17.0	H / 2.0 / 180.0	-20.0	-18.5
67.36	28.7 Qp	2.2 / 8.1 / 28.0	10.9	H / 2.0 / 270.0	-19.1	-18.6
114.08	23.1 Qp	2.8 / 13.3 / 27.9	11.4	V / 1.0 / 0.0	-18.6	-21.6
139.85	22.9 Qp	3.1 / 13.2 / 27.8	11.3	V / 1.0 / 0.0	-18.7	-21.7
184.01	24.0 Qp	3.6 / 11.2 / 27.6	11.3	V / 1.0 / 0.0	-18.7	-21.7
169.29	23.1 Qp	3.4 / 12.4 / 27.7	11.2	V / 1.0 / 0.0	-18.8	-21.8
117.76	22.6 Qp	2.8 / 13.6 / 27.9	11.1	V / 1.0 / 0.0	-18.9	-21.9
125.13	22.4 Qp	2.9 / 13.6 / 27.9	11.1	V / 1.0 / 0.0	-18.9	-21.9
128.81	22.5 Qp	3.0 / 13.5 / 27.8	11.1	V / 1.0 / 0.0	-18.9	-21.9
133.00	22.6 Qp	3.0 / 13.4 / 27.8	11.1	V / 1.0 / 0.0	-18.9	-21.9
82.81	28.2 Qp	2.5 / 7.8 / 28.0	10.5	H / 2.0 / 180.0	-19.5	-19.0
112.00	23.1 Qp	2.8 / 13.1 / 27.9	11.0	V / 1.0 / 0.0	-19.0	-22.0
128.00	22.4 Qp	2.9 / 13.5 / 27.9	11.0	V / 1.0 / 0.0	-19.0	-22.0
165.00	22.6 Qp	3.4 / 12.6 / 27.7	11.0	V / 1.0 / 0.0	-19.0	-22.0
132.49	22.4 Qp	3.0 / 13.4 / 27.8	10.9	V / 1.0 / 0.0	-19.1	-22.1
80.96	27.9 Qp	2.4 / 7.9 / 28.0	10.2	V / 1.0 / 0.0	-19.8	-19.3
110.40	23.1 Qp	2.8 / 12.9 / 27.9	10.7	V / 1.0 / 0.0	-19.3	-22.3
172.97	22.8 Qp	3.5 / 12.1 / 27.6	10.7	V / 1.0 / 0.0	-19.3	-22.3
58.88	27.6 Qp	2.1 / 7.9 / 28.1	9.6	V / 1.0 / 90.0	-20.4	-19.9
59.30	27.6 Qp	2.1 / 7.9 / 28.1	9.5	V / 1.0 / 0.0	-20.5	-20.0
75.00	27.1 Qp	2.3 / 8.1 / 28.0	9.4	V / 1.0 / 0.0	-20.6	-20.1
266.00	25.4 Qp	4.3 / 12.8 / 27.2	15.3	V / 1.0 / 0.0	-21.7	-20.2
47.84	25.9 Qp	1.8 / 9.3 / 28.1	9.0	V / 1.0 / 0.0	-21.0	-20.5
62.56	26.6 Qp	2.2 / 8.0 / 28.1	8.7	V / 1.0 / 0.0	-21.3	-20.8
51.52	26.5 Qp	1.9 / 8.1 / 28.1	8.4	V / 1.0 / 0.0	-21.6	-21.1
64.00	26.2 Qp	2.2 / 8.0 / 28.1	8.4	V / 1.0 / 0.0	-21.6	-21.1
55.20	26.4 Qp	2.0 / 8.0 / 28.1	8.2	V / 1.0 / 0.0	-21.8	-21.3
261.29	24.4 Qp	4.3 / 12.2 / 27.2	13.7	V / 1.0 / 0.0	-23.3	-21.8
84.64	25.1 Qp	2.5 / 7.8 / 28.0	7.4	V / 1.0 / 0.0	-22.6	-22.1
233.27	21.6 Qp	4.1 / 11.4 / 27.3	9.7	H / 1.1 / 198.0	-27.3	-25.8

Radiated Electromagnetic Emissions

Test Report #: 100115937 Run 01	Test Area: Pinewood Site 1 (3m)	Temperature: 26.1 °C
Test Method: FCC Part 15.109, Class B	Test Date: 12-May-2010	Relative Humidity: 33.1 %
EUT Model #: Various – See Notes Below	EUT Power: Various Battery & 12-14VDC Supply	Air Pressure: 79.9 kPa
EUT Serial #: Various – See Notes Below		
Manufacturer: Inovonics		

EUT Description: 1) Serial Receiver 2) Headset TxRx 3) Programmer 4) Base Station TxRx

Notes: 1) EN7286NX, S/N 16479943 2) AV120, S/N: 16595338
 3) AV220, S/N: EMC1 4) AV420, S/N: 16594728

Level Key	
Pk – Peak	Nb – Narrow Band
Qp – QuasiPeak	Bb – Broad Band
Av - Average	

Note: All Products tested in a “bundle”, Receive-Mode Only.

FREQ	LEVEL	CABLE / ANT / PREAMP	FINAL	POL / HGT / AZ	DELTA1 (dB)	DELTA2 (dB)
(MHz)	(dBuV)	(dB) (dB\m) (dB)	(dBuV/m)	(m) (DEG)	FCC 15.109 >1GHz Class B	15.209 >1GHz
***** Measurement Summary *****						
1066.41	60.0 Av	2.1 / 24.0 / 37.1	48.9	V / 1.0 / 0.0	-5.1	-5.1
1146.41	59.0 Pk	2.1 / 24.2 / 37.1	48.3	V / 1.0 / 180.0	-5.7	-5.7
1599.62	54.8 Av	2.6 / 25.4 / 36.5	46.3	V / 1.4 / 186.0	-7.7	-7.7
1866.22	52.2 Av	2.9 / 26.1 / 36.8	44.5	V / 1.0 / 180.0	-9.5	-9.5
2919.36	46.6 Av	3.7 / 28.7 / 37.4	41.6	H / 1.6 / 180.0	-12.4	-12.4
1033.09	51.0 Av	2.0 / 23.9 / 37.1	39.8	V / 1.0 / 0.0	-14.2	-14.2
1333.02	49.4 Av	2.3 / 24.6 / 36.7	39.7	V / 1.2 / 324.0	-14.3	-14.3
1099.73	50.0 Av	2.1 / 24.1 / 37.1	39.1	V / 1.3 / 286.0	-14.9	-14.9
1466.32	47.7 Av	2.5 / 25.0 / 36.4	38.7	V / 1.4 / 186.0	-15.3	-15.3
2132.82	45.0 Av	3.1 / 26.9 / 37.1	37.9	V / 1.0 / 0.0	-16.1	-16.1
2127.70	43.5 Av	3.1 / 26.9 / 37.0	36.4	V / 1.0 / 90.0	-17.6	-17.6
1594.49	44.8 Av	2.6 / 25.4 / 36.4	36.3	V / 1.0 / 0.0	-17.7	-17.7
1604.73	44.1 Av	2.6 / 25.4 / 36.5	35.7	V / 1.0 / 0.0	-18.3	-18.3
1000.00	44.9 Av	3.7 / 23.8 / 37.0	35.4	V / 1.0 / 0.0	-18.6	-18.6
1999.54	42.2 Av	3.0 / 26.5 / 36.9	34.9	V / 1.0 / 180.0	-19.1	-19.1
1166.40	45.4 Av	2.2 / 24.2 / 37.0	34.7	V / 1.0 / 90.0	-19.3	-19.3
4000.00	34.7 Av	4.8 / 31.8 / 36.6	34.7	V / 1.0 / 0.0	-19.3	-19.3
1133.07	45.0 Av	2.1 / 24.1 / 37.1	34.2	V / 1.0 / 180.0	-19.8	-19.8
1299.70	43.9 Av	2.3 / 24.6 / 36.8	34.0	V / 1.0 / 270.0	-20.0	-20.0
1366.35	43.5 Av	2.4 / 24.7 / 36.7	34.0	V / 1.0 / 270.0	-20.0	-20.0
1061.29	45.0 Av	2.1 / 24.0 / 37.1	33.9	V / 1.0 / 0.0	-20.1	-20.1
1432.99	42.8 Av	2.4 / 24.9 / 36.5	33.6	V / 1.0 / 90.0	-20.4	-20.4
1728.24	41.6 Av	2.7 / 25.7 / 36.6	33.5	V / 1.0 / 180.0	-20.5	-20.5
3990.00	33.5 Av	4.7 / 31.8 / 36.6	33.4	V / 1.0 / 0.0	-20.6	-20.6
3724.00	34.8 Av	4.6 / 31.2 / 37.4	33.1	V / 1.0 / 0.0	-20.9	-20.9
1699.60	41.2 Av	2.7 / 25.7 / 36.6	33.0	V / 1.0 / 180.0	-21.0	-21.0
3857.00	34.0 Av	4.6 / 31.5 / 37.1	33.0	V / 1.0 / 0.0	-21.0	-21.0
3500.00	35.2 Av	4.4 / 30.6 / 37.4	32.8	V / 1.0 / 0.0	-21.2	-21.2

Intertek

Report Number: 100115937DEN-001

Issued: 05/28/2010

FREQ	LEVEL	CABLE / ANT / PREAMP	FINAL	POL / HGT / AZ	DELTA1 (dB)	DELTA2 (dB)
(MHz)	(dBuV)	(dB) (dB/m) (dB)	(dBuV/m)	(m) (DEG)	FCC 15.109 >1GHz Class B	15.209 >1GHz
1499.66	41.5 Av	2.5 / 25.1 / 36.4	32.6	V / 1.0 / 180.0	-21.4	-21.4
1399.67	41.7 Av	2.4 / 24.8 / 36.6	32.3	V / 1.0 / 180.0	-21.7	-21.7
3325.00	34.7 Av	4.2 / 30.2 / 36.8	32.3	V / 1.0 / 0.0	-21.7	-21.7
3591.00	34.4 Av	4.5 / 30.8 / 37.4	32.3	V / 1.0 / 0.0	-21.7	-21.7
4500.00	34.6 Av	5.2 / 32.2 / 39.8	32.3	V / 1.0 / 0.0	-21.7	-21.7
1071.53	43.3 Av	2.1 / 24.0 / 37.1	32.2	V / 1.0 / 180.0	-21.8	-21.8
1461.21	41.2 Av	2.5 / 25.0 / 36.4	32.2	V / 1.0 / 180.0	-21.8	-21.8
1590.23	40.5 Av	2.6 / 25.4 / 36.4	32.0	V / 1.0 / 0.0	-22.0	-22.0
4100.00	34.4 Av	4.8 / 32.1 / 39.3	32.0	V / 1.0 / 0.0	-22.0	-22.0
1233.05	42.0 Av	2.2 / 24.4 / 36.9	31.8	H / 1.6 / 0.0	-22.2	-22.2
3000.00	36.0 Av	3.8 / 29.0 / 37.1	31.7	V / 1.0 / 0.0	-22.3	-22.3
4900.00	33.4 Av	5.7 / 32.1 / 39.4	31.7	V / 1.0 / 0.0	-22.3	-22.3
1199.72	42.1 Av	2.2 / 24.3 / 37.0	31.6	V / 1.0 / 180.0	-22.4	-22.4
1608.99	40.0 Av	2.6 / 25.4 / 36.5	31.6	V / 1.0 / 270.0	-22.4	-22.4
3458.00	33.6 Av	4.3 / 30.5 / 37.0	31.5	V / 1.0 / 0.0	-22.5	-22.5
3192.00	34.8 Av	4.0 / 29.7 / 37.2	31.2	V / 1.0 / 0.0	-22.8	-22.8
3059.00	35.4 Av	3.8 / 29.2 / 37.3	31.1	V / 1.0 / 0.0	-22.9	-22.9
2926.00	36.0 Av	3.7 / 28.7 / 37.4	31.0	V / 1.0 / 0.0	-23.0	-23.0
1266.37	41.0 Av	2.3 / 24.5 / 36.8	30.9	V / 1.0 / 270.0	-23.1	-23.1
1724.86	39.0 Av	2.7 / 25.7 / 36.6	30.9	V / 1.0 / 270.0	-23.1	-23.1
1596.00	39.1 Av	2.6 / 25.4 / 36.4	30.7	V / 1.0 / 0.0	-23.3	-23.3
1532.96	39.1 Av	2.5 / 25.2 / 36.4	30.5	V / 1.0 / 180.0	-23.5	-23.5
2793.00	35.8 Av	3.5 / 28.4 / 37.3	30.5	V / 1.0 / 0.0	-23.5	-23.5
2660.00	36.1 Av	3.4 / 28.1 / 37.3	30.3	V / 1.0 / 0.0	-23.7	-23.7
1338.16	39.8 Av	2.3 / 24.7 / 36.7	30.1	V / 1.0 / 180.0	-23.9	-23.9
2500.00	36.4 Av	3.2 / 27.7 / 37.4	29.9	V / 1.0 / 0.0	-24.1	-24.1
1049.91	40.9 Av	2.0 / 23.9 / 37.1	29.7	V / 1.0 / 0.0	-24.3	-24.3
1057.05	40.8 Av	2.1 / 24.0 / 37.1	29.7	V / 1.0 / 180.0	-24.3	-24.3
1064.00	40.5 Av	2.1 / 24.0 / 37.1	29.4	V / 1.0 / 0.0	-24.6	-24.6
2527.00	35.8 Av	3.3 / 27.8 / 37.4	29.4	V / 1.0 / 0.0	-24.6	-24.6
1327.90	39.0 Av	2.3 / 24.6 / 36.7	29.2	V / 1.0 / 180.0	-24.8	-24.8
1995.00	36.6 Av	3.0 / 26.5 / 36.9	29.2	V / 1.0 / 0.0	-24.8	-24.8
1008.12	40.2 Av	2.0 / 23.8 / 37.0	29.1	V / 1.0 / 0.0	-24.9	-24.9
1471.48	38.0 Av	2.5 / 25.0 / 36.4	29.0	V / 1.0 / 0.0	-25.0	-25.0
1666.28	37.1 Av	2.7 / 25.6 / 36.5	28.8	V / 1.0 / 180.0	-25.2	-25.2
1566.31	37.3 Av	2.6 / 25.3 / 36.4	28.7	V / 1.0 / 180.0	-25.3	-25.3
1632.94	37.1 Av	2.6 / 25.5 / 36.5	28.7	V / 1.0 / 0.0	-25.3	-25.3
2016.25	36.0 Av	3.0 / 26.6 / 36.9	28.7	V / 1.0 / 0.0	-25.3	-25.3
1862.00	36.2 Av	2.9 / 26.1 / 36.8	28.5	V / 1.0 / 0.0	-25.5	-25.5
2261.00	35.1 Av	3.1 / 27.2 / 37.2	28.3	V / 1.0 / 0.0	-25.7	-25.7
2394.00	35.0 Av	3.2 / 27.5 / 37.3	28.3	V / 1.0 / 0.0	-25.7	-25.7
1124.90	39.0 Av	2.1 / 24.1 / 37.1	28.1	V / 1.0 / 180.0	-25.9	-25.9
1075.80	39.0 Av	2.1 / 24.0 / 37.1	28.0	V / 1.0 / 0.0	-26.0	-26.0
1056.14	38.8 Av	2.1 / 24.0 / 37.1	27.7	V / 1.0 / 0.0	-26.3	-26.3
1729.00	35.8 Av	2.7 / 25.8 / 36.6	27.6	V / 1.0 / 0.0	-26.4	-26.4

Intertek

Report Number: 100115937DEN-001

Issued: 05/28/2010

FREQ	LEVEL	CABLE / ANT / PREAMP	FINAL	POL / HGT / AZ	DELTA1 (dB)	DELTA2 (dB)
(MHz)	(dBuV)	(dB) (dB\m) (dB)	(dBuV/m)	(m) (DEG)	FCC 15.109 >1GHz Class B	15.209 >1GHz
1104.14	38.5 Av	2.1 / 24.1 / 37.1	27.5	V / 1.0 / 0.0	-26.5	-26.5
1342.39	37.1 Av	2.3 / 24.7 / 36.7	27.4	V / 1.0 / 180.0	-26.6	-26.6
1152.14	38.0 Av	2.2 / 24.2 / 37.1	27.3	V / 1.0 / 90.0	-26.7	-26.7
1463.00	35.8 Av	2.5 / 25.0 / 36.4	26.8	V / 1.0 / 0.0	-27.2	-27.2
1146.41	37.1 Av	2.1 / 24.2 / 37.1	26.4	V / 1.0 / 0.0	-27.6	-27.6
1330.00	35.2 Av	2.3 / 24.6 / 36.7	25.5	V / 1.0 / 0.0	-28.5	-28.5
1197.00	35.4 Av	2.2 / 24.3 / 37.0	24.9	V / 1.0 / 0.0	-29.1	-29.1

Note: Local Oscillators denoted in **bold font**.

Example calculation:

Measured Level	+	Transducer, Cable Loss & Amplifier corrections	=	Corrected Reading	Specification Limit	-	Corrected Reading	=	Delta Specification
(dB μ V)		(dB)		(dB μ V/m)	(dB μ V/m)		(dB μ V/m)		
14.0		14.9		28.9	40.0		28.9		-11.1

Deviations, Additions, or Exclusions: None

6 DC Conducted Emissions

6.1 Method

The test methods used comply with ANSI C63.4 and CISPR 16. Unless otherwise stated no deviations were made from **CISPR 22, Class B**.

Intertek Boulder's emissions testing facility is located at 40 Meadow Rd. in Pinewood Springs CO 80540. The emissions testing facility is ISO17025:2005 accredited by NVLAP, our lab code is 200624-0, BSMI lab number is SL2-IN-E-029R, our VCCI registration no. R-1643, our FCC designation no. US5170 and our IC lab no. 2042N.

6.2 Test Equipment Used:

<u>Asset ID:</u>	<u>Description:</u>	<u>Manufacturer</u>	<u>Model:</u>	<u>Serial:</u>	<u>Cal Due:</u>
18885	Transient Limiter	Hewlett-Packard	11947A	3107A00700	5/27/2011
18766	LISN	EMCO	3825/2	9202-1946	5/27/2011
18909	EMI Test Receiver	RHODE & SCHWARZ	ESHS 30	842806/001	9/25/2010

6.3 Results:

The sample tested was found to Comply.

6.4 Setup Photographs:

Test setup – EN7286NX Front View



Test setup – EN7286NX Side View



Photo:

Test setup – AV420 Front View



Photo:

Test setup – AV420 Side View



6.5 Test Data:

Conducted Electromagnetic Emissions

Test Report #: 100115937 Run 03	Test Area: Pinewood Site 1 Cond	Temperature: 21.3 °C
Test Method: EN55022	Test Date: 13-May-2010	Relative Humidity: 28.9 %
EUT Model #: EN7286NX	EUT Power: 12-14VDC	Air Pressure: 79.8 kPa
EUT Serial #: 16479943		
Manufacturer: Inovonics		

Level Key	
Pk – Peak	Nb – Narrow Band
Qp – QuasiPeak	Bb – Broad Band
Av - Average	

EUT Description: Serial Receiver with control panel interface

Note: Product is sold without an AC adapter bundled with the product.

Customer supplies 12-14 VDC to the product.

FREQ	LEVEL	CABLE / LISN / ATTEN	FINAL	TEST POINT	DELTA1 (dB)	DELTA2 (dB)
(MHz)	(dBuV)	(dB)	(dBuV)		CISPR 22, Class B Average	CISPR 22, Class B QP
***** Measurement Summary *****						
0.289	20.1 Av	0.1 / 0.1 / -10.0	30.3	-VDC Line	-20.3	N/A
0.576	13.2 Av	0.1 / 0.0 / -10.0	23.3	-VDC Line	-22.7	N/A
0.758	8.9 Av	0.2 / 0.0 / -10.0	19.1	-VDC Line	-26.9	N/A
0.442	8.3 Av	0.1 / 0.0 / -10.0	18.4	-VDC Line	-28.6	N/A
1.32	6.3 Av	0.2 / 0.0 / -10.0	16.6	-VDC Line	-29.4	N/A
0.289	21.7 Qp	0.1 / 0.1 / -10.0	31.9	-VDC Line	N/A	-28.7
29.90	2.3 Av	1.2 / 1.3 / -10.0	14.8	+VDC Line	-35.2	N/A
0.578	14.8 Qp	0.1 / 0.0 / -10.0	24.9	+VDC Line	N/A	-31.1
29.99	2.3 Av	1.2 / 1.3 / -10.0	14.8	-VDC Line	-35.2	N/A
20.00	1.9 Av	1.0 / 0.6 / -10.0	13.5	-VDC Line	-36.5	N/A
10.00	2.1 Av	0.7 / 0.2 / -10.0	13.0	-VDC Line	-37.0	N/A

Conducted Electromagnetic Emissions

Test Report #: 100115937 Run 02	Test Area: Pinewood Site 1 Cond	Temperature: 21.3 °C
Test Method: EN55022	Test Date: 13-May-2010	Relative Humidity: 28.9 %
EUT Model #: AV420	EUT Power: 12-14VDC	Air Pressure: 79.8 kPa
EUT Serial #: 16594719		
Manufacturer: Inovonics		
EUT Description: Base Station Transceiver used with AV120 & AV220 products		
Notes: Note: Product is sold without an AC adapter bundled with the product.		
Customer supplies 12-14 VDC to the product.		

Level Key	
Pk – Peak	Nb – Narrow Band
Qp – QuasiPeak	Bb – Broad Band
Av - Average	

FREQ	LEVEL	CABLE / LISN / ATTEN	FINAL	TEST POINT	DELTA1 (dB)	DELTA2 (dB)
(MHz)	(dBuV)	(dB)	(dBuV)		CISPR 22, Class B Average	CISPR 22, Class B QP
***** Measurement Summary *****						
4.23	35.3 Av	0.3 / 0.2 / -10.0	45.8	+VDC Line	-0.2	N/A
2.89	33.8 Av	0.3 / 0.1 / -10.0	44.2	-VDC Line	-1.8	N/A
1.42	32.8 Av	0.2 / 0.0 / -10.0	43.1	-VDC Line	-2.9	N/A
5.63	36.0 Av	0.5 / 0.2 / -10.0	46.7	-VDC Line	-3.3	N/A
7.04	27.9 Av	0.6 / 0.2 / -10.0	38.7	+VDC Line	-11.3	N/A
4.23	35.5 Qp	0.3 / 0.2 / -10.0	46.0	+VDC Line	N/A	-10.0
5.63	37.8 Qp	0.5 / 0.2 / -10.0	48.5	+VDC Line	N/A	-11.5
28.56	14.5 Av	1.2 / 1.2 / -10.0	26.9	+VDC Line	-23.1	N/A
28.52	14.4 Av	1.2 / 1.2 / -10.0	26.8	-VDC Line	-23.2	N/A
0.554	10.3 Av	0.1 / 0.0 / -10.0	20.4	+VDC Line	-25.6	N/A
8.74	13.1 Av	0.6 / 0.2 / -10.0	23.9	-VDC Line	-26.1	N/A
0.760	7.8 Av	0.2 / 0.0 / -10.0	18.0	-VDC Line	-28.0	N/A
1.45	7.3 Av	0.2 / 0.0 / -10.0	17.6	+VDC Line	-28.4	N/A
7.61	8.3 Av	0.6 / 0.2 / -10.0	19.1	-VDC Line	-30.9	N/A
0.195	7.3 Av	0.1 / 0.1 / -9.9	17.4	+VDC Line	-36.4	N/A
0.145	7.3 Av	0.1 / 0.2 / -9.9	17.5	+VDC Line	N/A	N/A

Example calculation:

Measured Level	+	Transducer, Cable Loss & Amplifier corrections	=	Corrected Reading	Specification Limit	-	Corrected Reading	=	Delta Specification
(dB μ V)		(dB)		(dB μ V/m)	(dB μ V/m)		(dB μ V/m)		
14.0		14.9		28.9	40.0		28.9		-11.1

Deviations, Additions, or Exclusions: None

7 Measurement Uncertainty

The measured value related to the corresponding limit will be used to decide whether the equipment meets the requirements.

The measurement uncertainty figures were calculated and correspond to a coverage factor of $k = 2$, providing a confidence level of respectively 95.45 % in the case where the distributions characterizing the actual measurement uncertainties are normal (Gaussian).

Measurement uncertainty Table

Parameter	Uncertainty \pm	Notes
Radiated emissions, 10kHz to 1000 MHz	4.8 dB	
Radiated emissions, 1 to 18 GHz	4.9 dB	
AC mains Conducted emissions, 150kHz to 30 MHz	3.14 dB	
Disturbance Power 30 to 1000 MHz	3.3 dB	
Telecom Port Conducted emissions, Voltage 150 kHz to 30 MHz	TBD	In Process
Harmonics	-	Meets the requirements specified by the standard.
Flicker	-	Meets the requirements specified by the standard.

8 Revision History

Revision Level	Date	Report Number	Notes
0	05/29/2010	100115937DEN-001	Original Issue