DATA PAGE	
MANUFACTURER	The Chamberlain Group, Inc.
EUT	Main/Control PCB Transceiver
MODEL NO.	001D9525-01
SERIAL NO.	ESL3
TEST	FCC §15.247, RSS-247 – Duty Cycle
MODE	Tx
DATE TESTED	November 20, 2019
TEST PERFORMED BY	Tylar Jozefczyk
NOTES	Burst Duration = 1.288ms

DUTY CYCLE - BURST

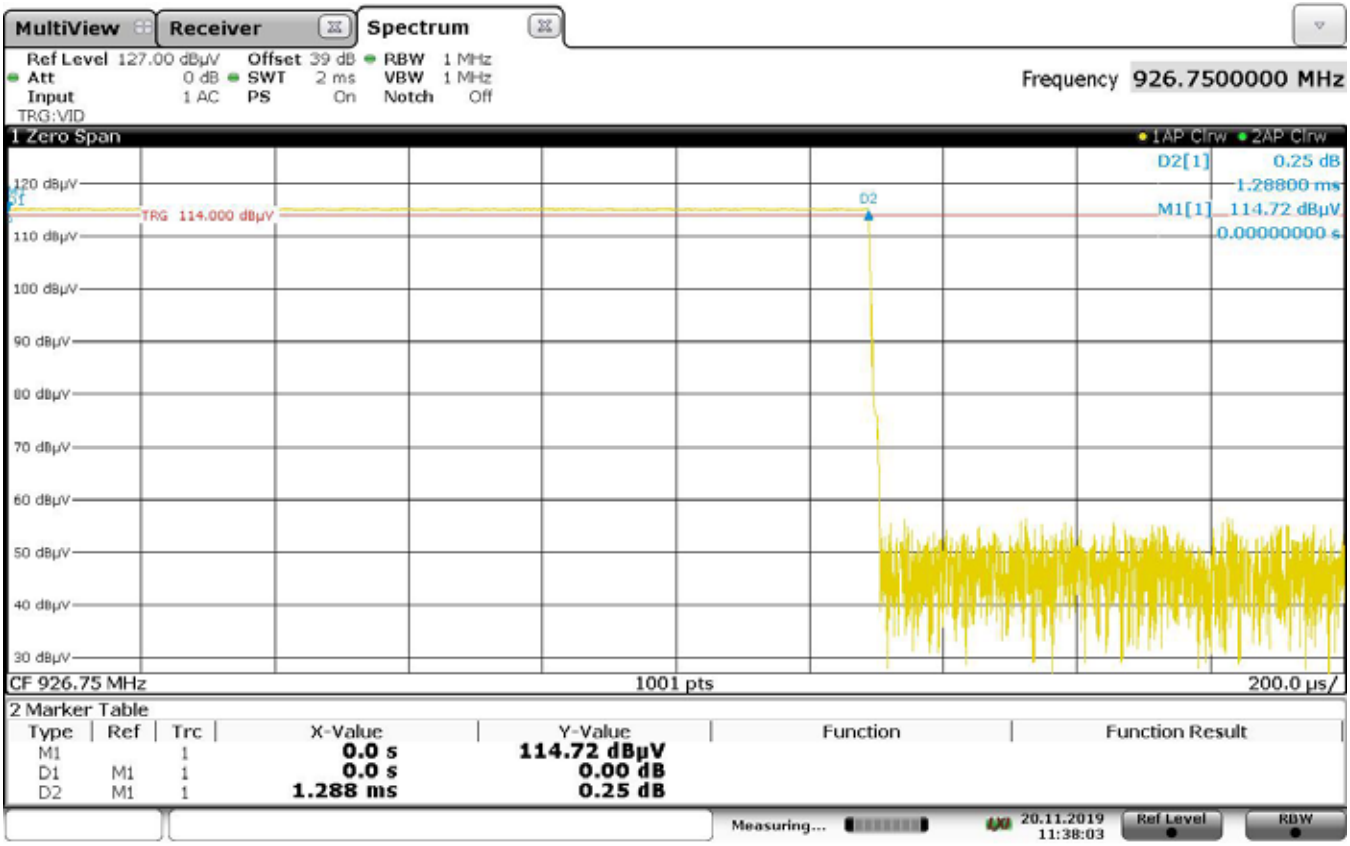

11:38:04 20.11.2019

DATA PAGE	
MANUFACTURER	The Chamberlain Group, Inc.
EUT	Main/Control PCB Transceiver
MODEL NO.	001D9525-01
SERIAL NO.	ESL3
TEST	FCC §15.247, RSS-247 – Duty Cycle
MODE	Tx
DATE TESTED	November 20, 2019
TEST PERFORMED BY	Tylar Jozefczyk
NOTES	

DUTY CYCLE - BURST

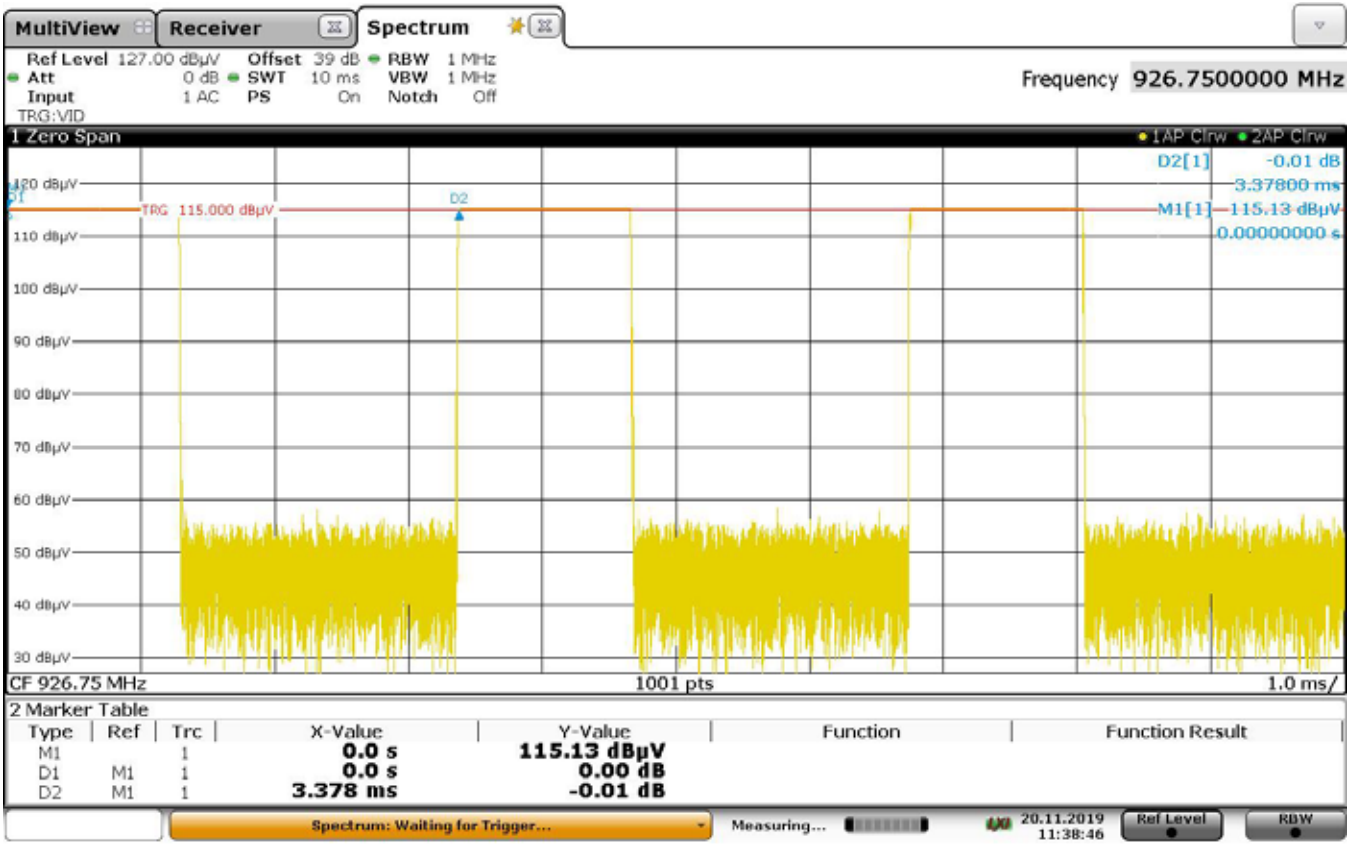

11:38:47 20.11.2019

DATA PAGE	
MANUFACTURER	The Chamberlain Group, Inc.
EUT	Main/Control PCB Transceiver
MODEL NO.	001D9525-01
SERIAL NO.	ESL3
TEST	FCC §15.247, RSS-247 – Duty Cycle
MODE	Tx
DATE TESTED	November 20, 2019
TEST PERFORMED BY	Tylar Jozefczyk
NOTES	Duty Cycle = $20\log\left(\frac{(\#\ of\ bursts)\times(burst\ duration)}{100ms}\right)$ = $20\log\left(\frac{(30)\times(1.288ms)}{100ms}\right)$ = $20\log(-0.41296)$= **-8.259dB**

DUTY CYCLE

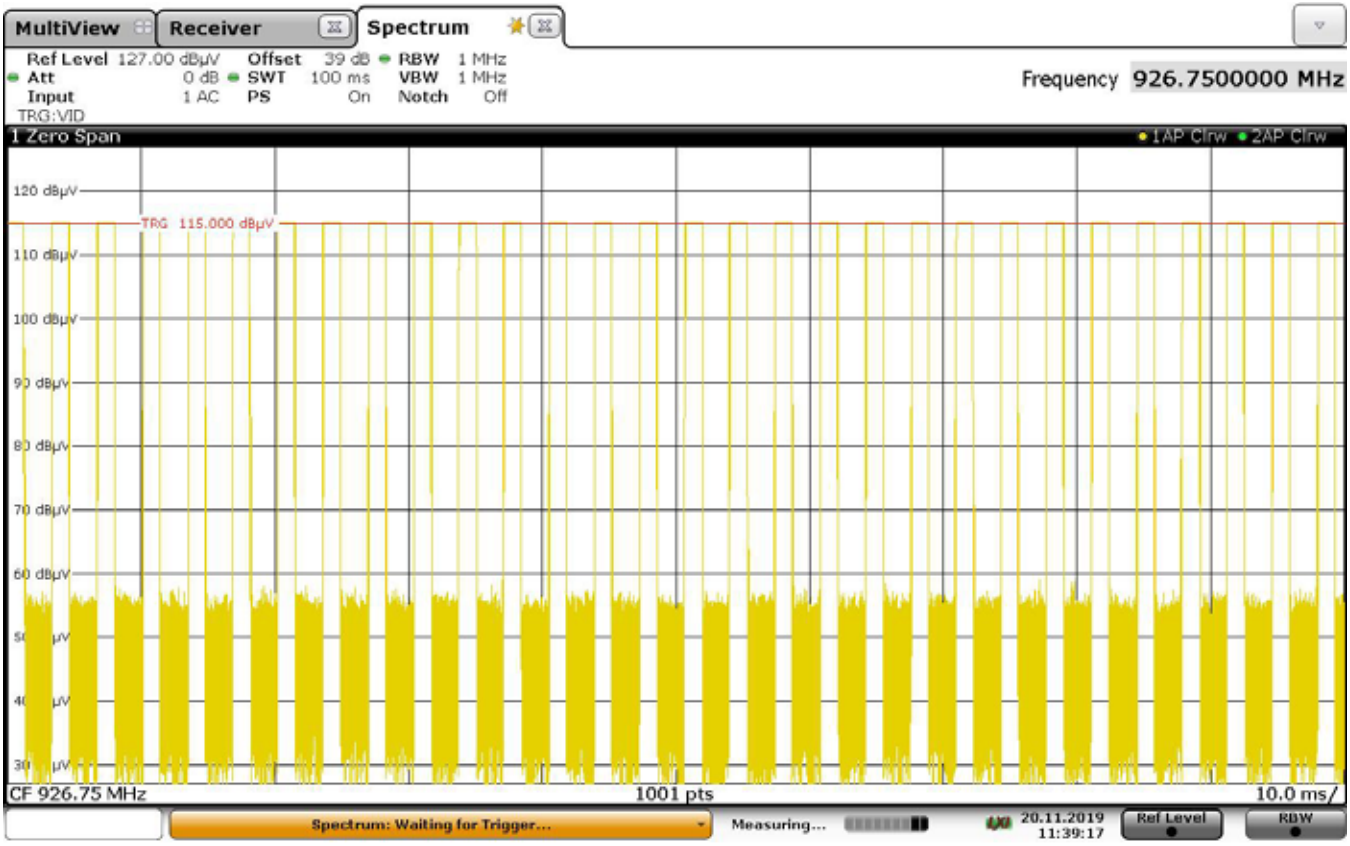

11:39:18 20.11.2019

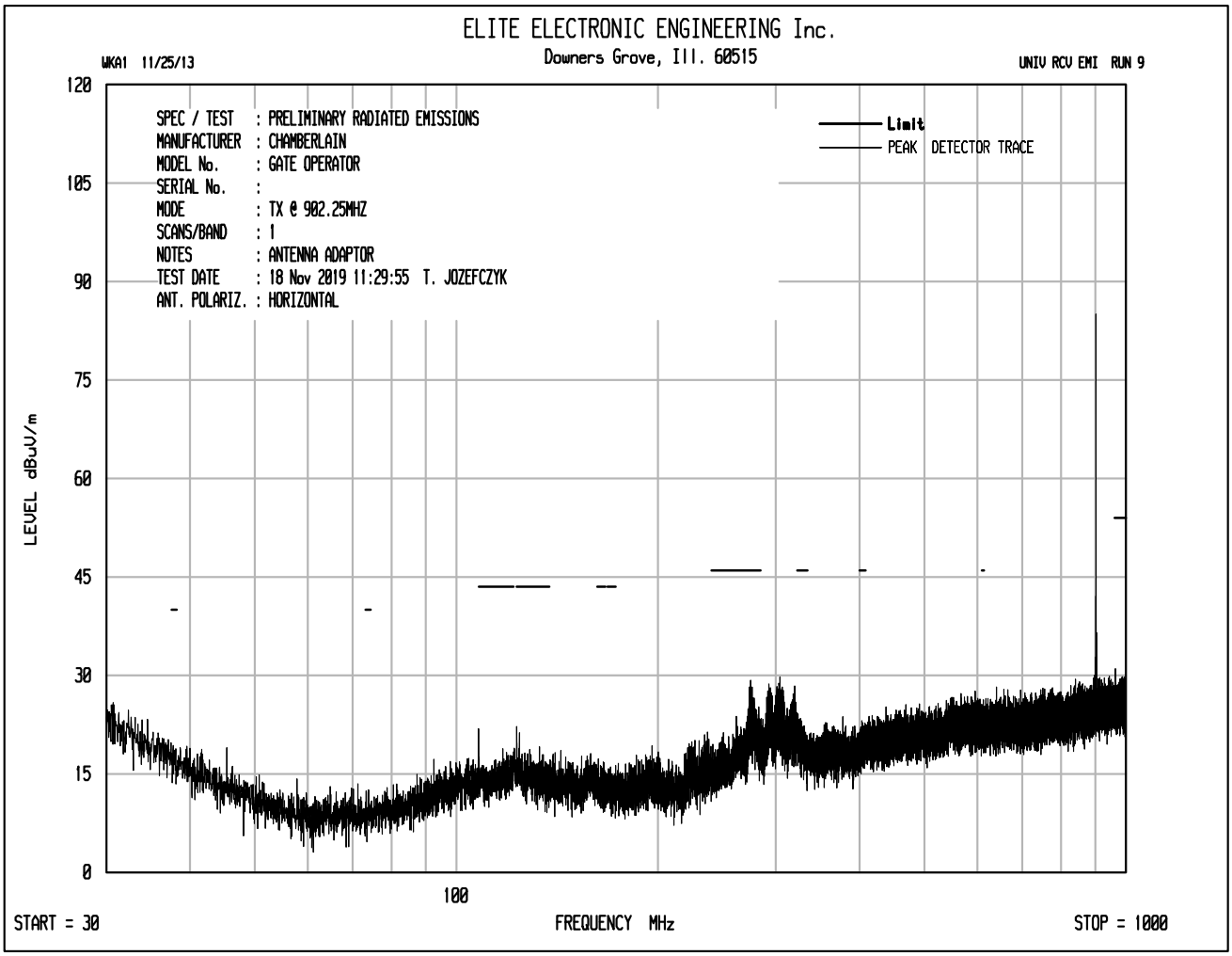
ELITE ELECTRONIC ENGINEERING Inc.
Downers Grove, Ill. 60515
WKA1 11/25/13
UNIV RCV EMI RUN 9
SPEC / TEST : PRELIMINARY RADIATED EMISSIONS
MANUFACTURER : CHAMBERLAIN
MODEL No. : GATE OPERATOR
SERIAL No. :
MODE : TX @ 902.25MHZ
SCANS/BAND : 1
NOTES : ANTENNA ADAPTOR
TEST DATE : 18 Nov 2019 11:29:55 T. JOZEFCZYK
ANT. POLARIZ. : HORIZONTAL
Limit
PEAK DETECTOR TRACE
LEVEL dBuV/m
120
105
90
75
60
45
30
15
0
100
START = 30
FREQUENCY MHz
STOP = 1000

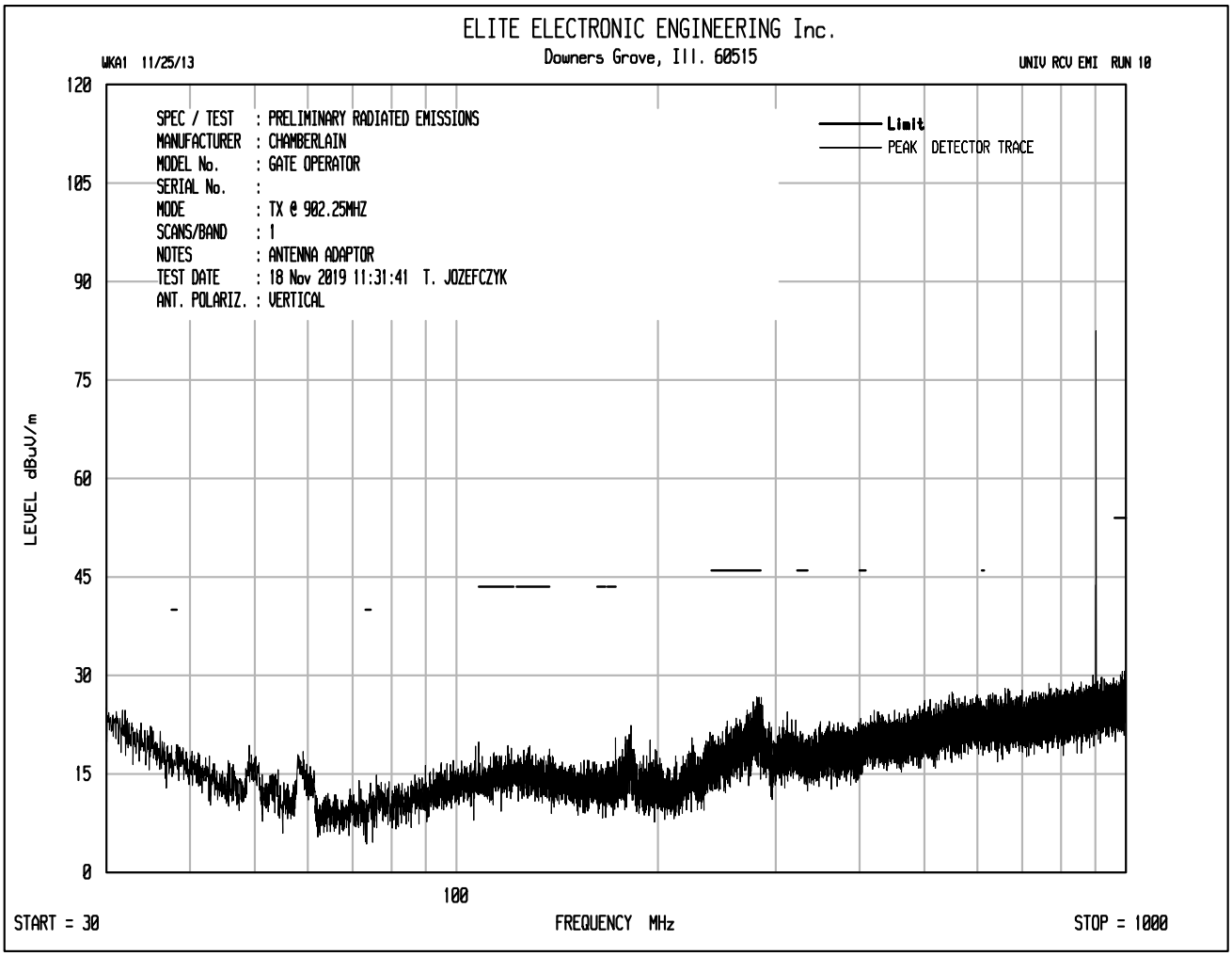
ELITE ELECTRONIC ENGINEERING Inc.
Downers Grove, Ill. 60515
WKA1 11/25/13
UNIV RCV EMI RUN 10
SPEC / TEST : PRELIMINARY RADIATED EMISSIONS
MANUFACTURER : CHAMBERLAIN
MODEL No. : GATE OPERATOR
SERIAL No. :
MODE : TX @ 902.25MHZ
SCANS/BAND : 1
NOTES : ANTENNA ADAPTOR
TEST DATE : 18 Nov 2019 11:31:41 T. JOZEFCZYK
ANT. POLARIZ. : VERTICAL
Limit
PEAK DETECTOR TRACE
LEVEL dBuV/m
120
105
90
75
60
45
30
15
0
100
START = 30
FREQUENCY MHz
STOP = 1000

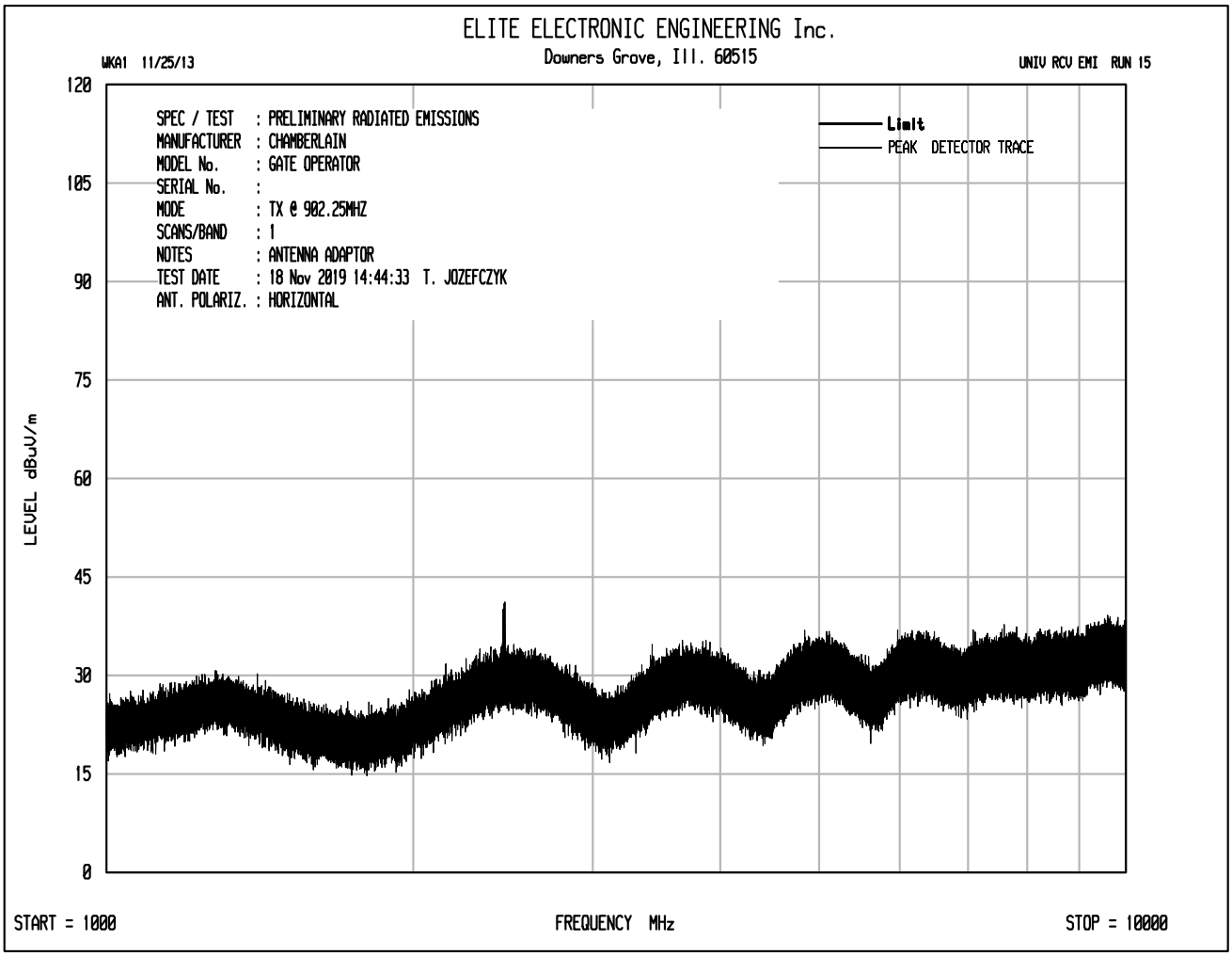
ELITE ELECTRONIC ENGINEERING Inc.
Downers Grove, Ill. 60515
WKA1 11/25/13
UNIV RCV EMI RUN 15
SPEC / TEST : PRELIMINARY RADIATED EMISSIONS
MANUFACTURER : CHAMBERLAIN
MODEL No. : GATE OPERATOR
SERIAL No. :
MODE : TX @ 902.25MHZ
SCANS/BAND : 1
NOTES : ANTENNA ADAPTOR
TEST DATE : 18 Nov 2019 14:44:33 T. JOZEFCZYK
ANT. POLARIZ. : HORIZONTAL
Limit
PEAK DETECTOR TRACE
LEVEL dBuV/m
120
105
90
75
60
45
30
15
0
START = 1000
FREQUENCY MHz
STOP = 10000

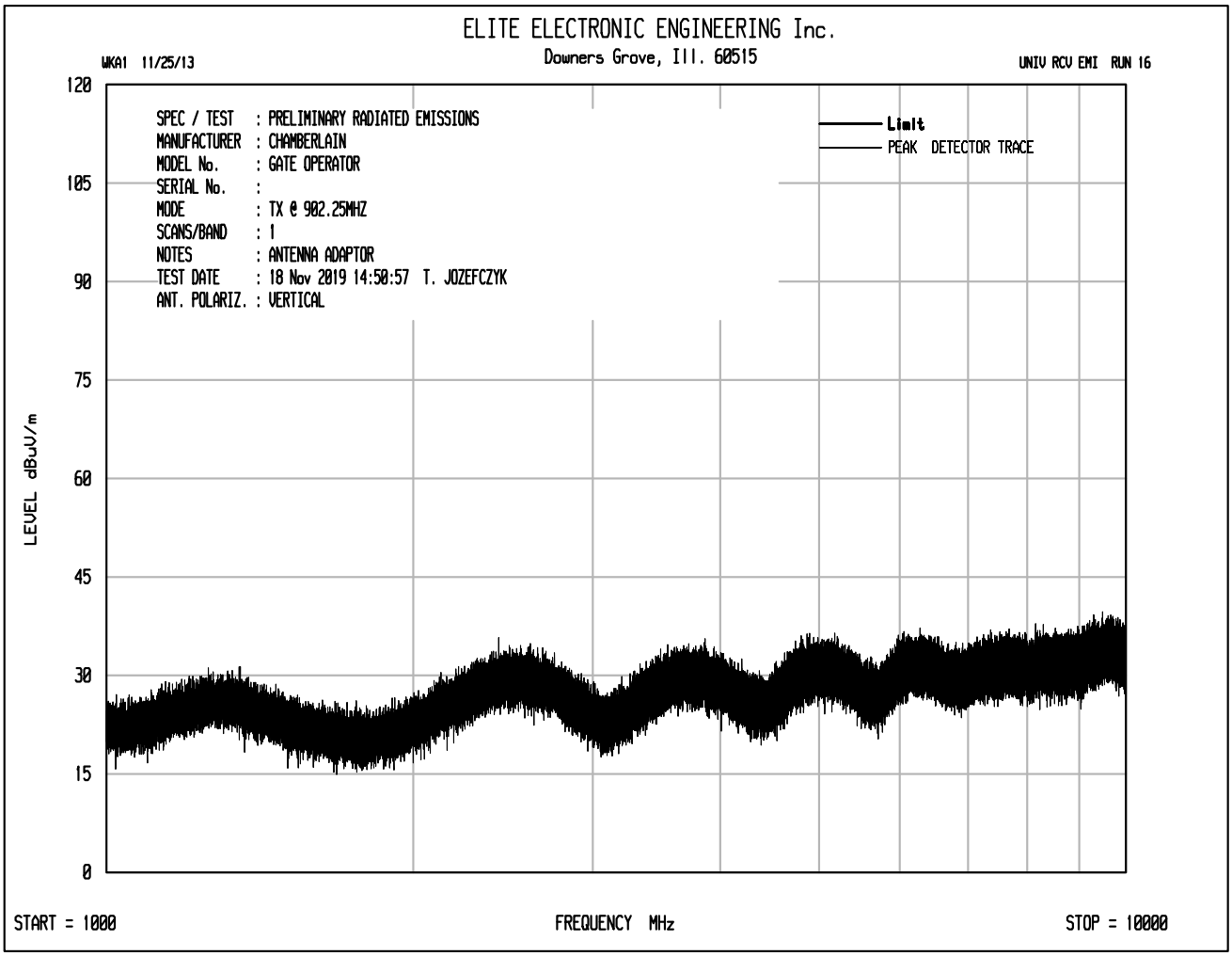
ELITE ELECTRONIC ENGINEERING Inc.
Downers Grove, Ill. 60515
WKA1 11/25/13
UNIV RCV EMI RUN 16
SPEC / TEST : PRELIMINARY RADIATED EMISSIONS
MANUFACTURER : CHAMBERLAIN
MODEL No. : GATE OPERATOR
SERIAL No. :
MODE : TX @ 902.25MHZ
SCANS/BAND : 1
NOTES : ANTENNA ADAPTOR
TEST DATE : 18 Nov 2019 14:50:57 T. JOZEFCZYK
ANT. POLARIZ. : VERTICAL
Limit
PEAK DETECTOR TRACE
LEVEL dBuV/m
120
105
90
75
60
45
30
15
0
START = 1000
FREQUENCY MHz
STOP = 10000

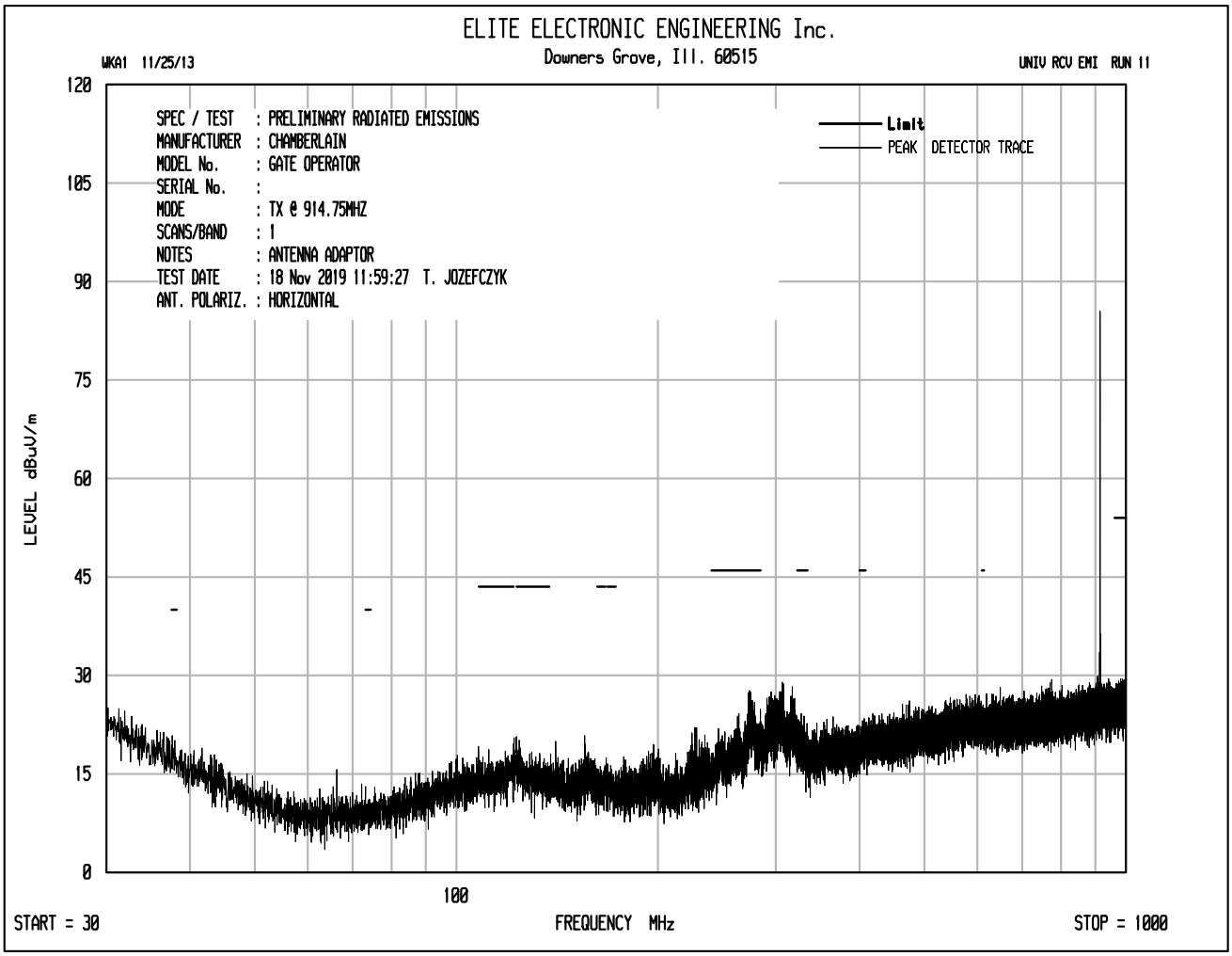
ELITE ELECTRONIC ENGINEERING Inc.
Downers Grove, Ill. 60515
WKA1 11/25/13
UNIV RCV EMI RUN 11
SPEC / TEST : PRELIMINARY RADIATED EMISSIONS
MANUFACTURER : CHAMBERLAIN
MODEL No. : GATE OPERATOR
SERIAL No. :
MODE : TX @ 914.75MHZ
SCANS/BAND : 1
NOTES : ANTENNA ADAPTOR
TEST DATE : 18 Nov 2019 11:59:27 T. JOZEFCZYK
ANT. POLARIZ. : HORIZONTAL
Limit
PEAK DETECTOR TRACE
LEVEL dBuV/m
120
105
90
75
60
45
30
15
0
100
START = 30
FREQUENCY MHz
STOP = 1000

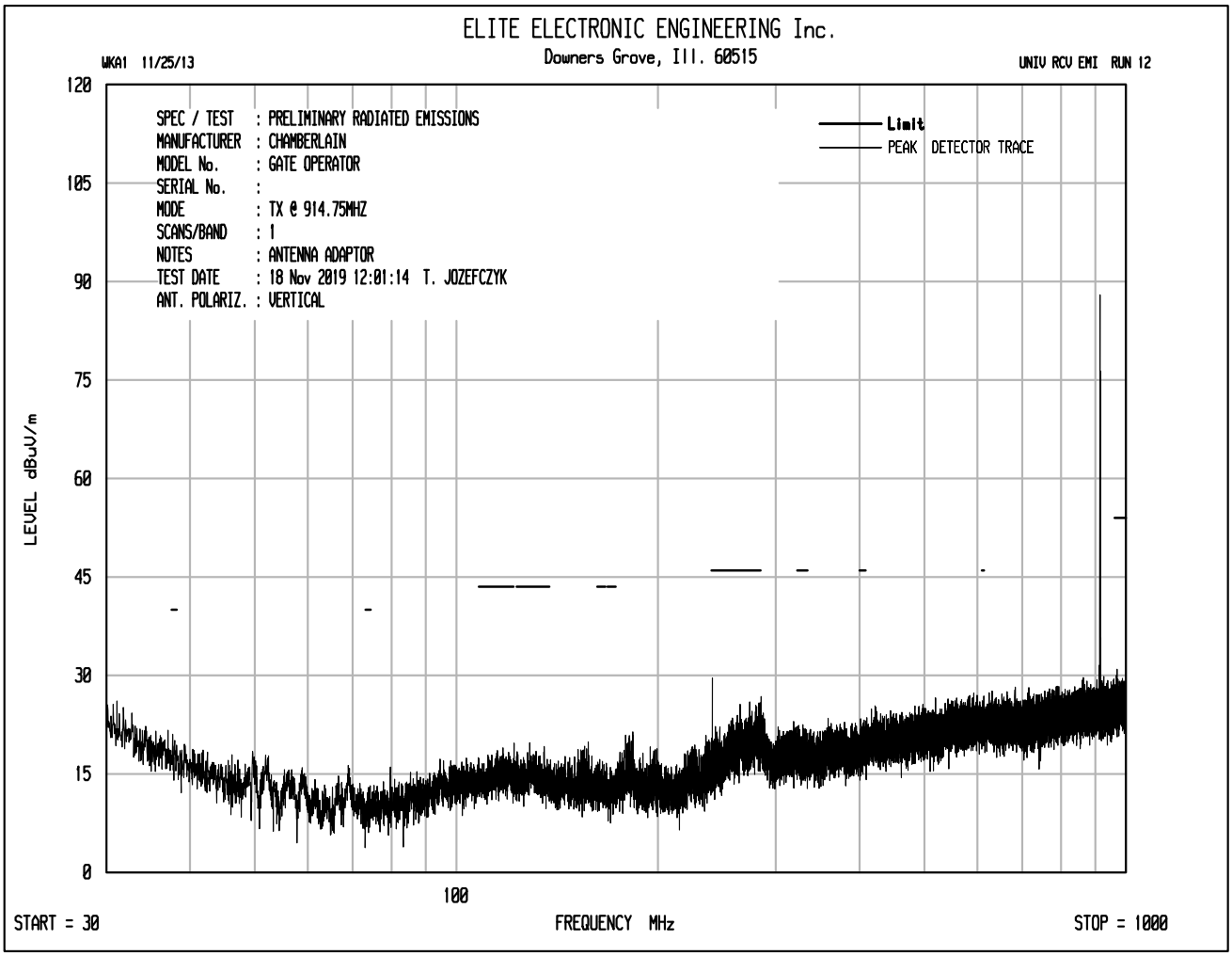
ELITE ELECTRONIC ENGINEERING Inc.
Downers Grove, Ill. 60515
WKA1 11/25/13
UNIV RCV EMI RUN 12
SPEC / TEST : PRELIMINARY RADIATED EMISSIONS
MANUFACTURER : CHAMBERLAIN
MODEL No. : GATE OPERATOR
SERIAL No. :
MODE : TX @ 914.75MHZ
SCANS/BAND : 1
NOTES : ANTENNA ADAPTOR
TEST DATE : 18 Nov 2019 12:01:14 T. JOZEFCZYK
ANT. POLARIZ. : VERTICAL
Limit
PEAK DETECTOR TRACE
LEVEL dBuV/m
120
105
90
75
60
45
30
15
0
100
START = 30
FREQUENCY MHz
STOP = 1000

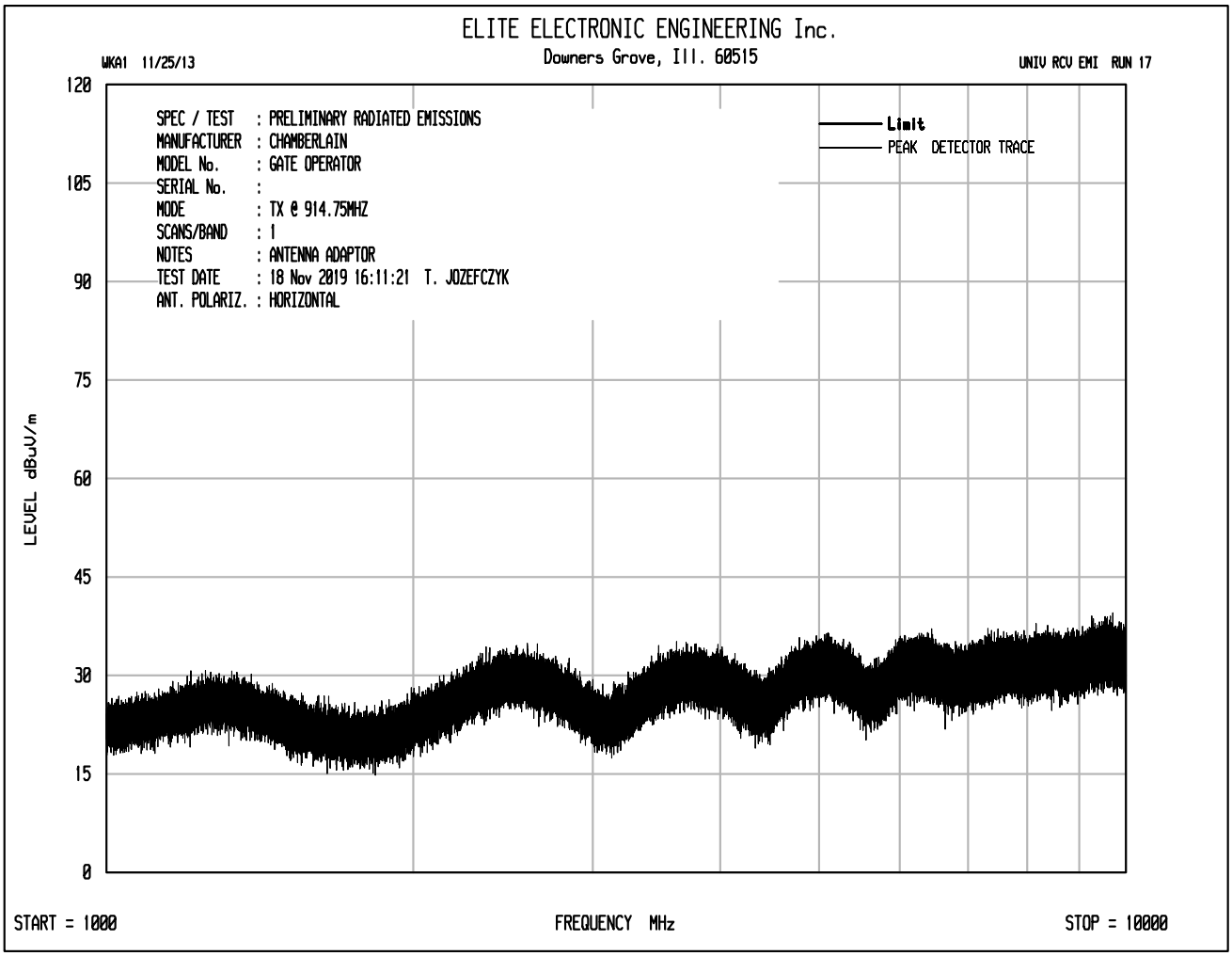
ELITE ELECTRONIC ENGINEERING Inc.
Downers Grove, Ill. 60515
WKA1 11/25/13
UNIV RCV EMI RUN 17
SPEC / TEST : PRELIMINARY RADIATED EMISSIONS
MANUFACTURER : CHAMBERLAIN
MODEL No. : GATE OPERATOR
SERIAL No. :
MODE : TX @ 914.75MHZ
SCANS/BAND : 1
NOTES : ANTENNA ADAPTOR
TEST DATE : 18 Nov 2019 16:11:21 T. JOZEFCZYK
ANT. POLARIZ. : HORIZONTAL
Limit
PEAK DETECTOR TRACE
LEVEL dBuV/m
120
105
90
75
60
45
30
15
0
START = 1000
FREQUENCY MHz
STOP = 10000

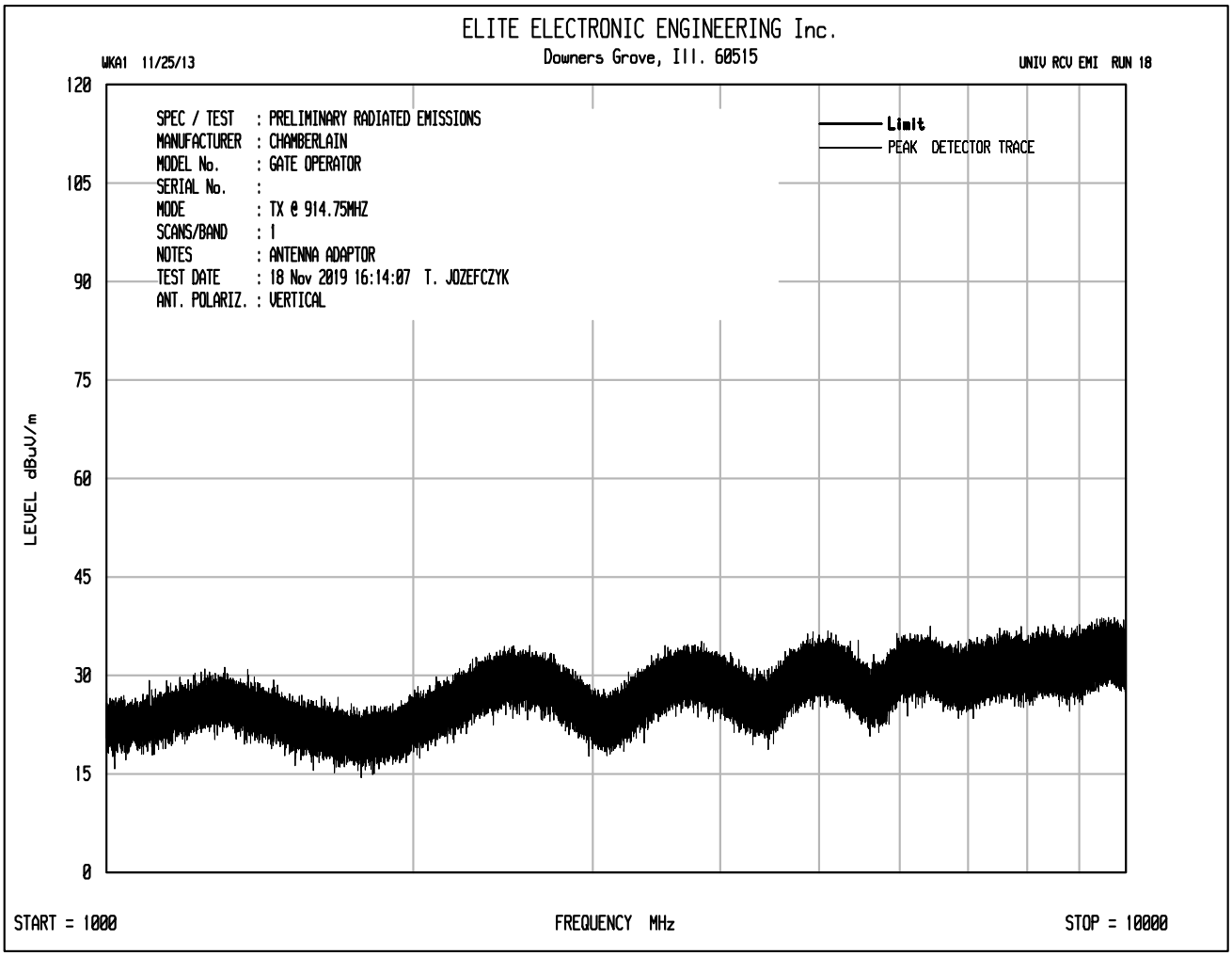
ELITE ELECTRONIC ENGINEERING Inc.
Downers Grove, Ill. 60515
WKA1 11/25/13
UNIV RCV EMI RUN 18
SPEC / TEST : PRELIMINARY RADIATED EMISSIONS
MANUFACTURER : CHAMBERLAIN
MODEL No. : GATE OPERATOR
SERIAL No. :
MODE : TX @ 914.75MHZ
SCANS/BAND : 1
NOTES : ANTENNA ADAPTOR
TEST DATE : 18 Nov 2019 16:14:07 T. JOZEFCZYK
ANT. POLARIZ. : VERTICAL
Limit
PEAK DETECTOR TRACE
LEVEL dBuV/m
120
105
90
75
60
45
30
15
0
START = 1000
FREQUENCY MHz
STOP = 10000

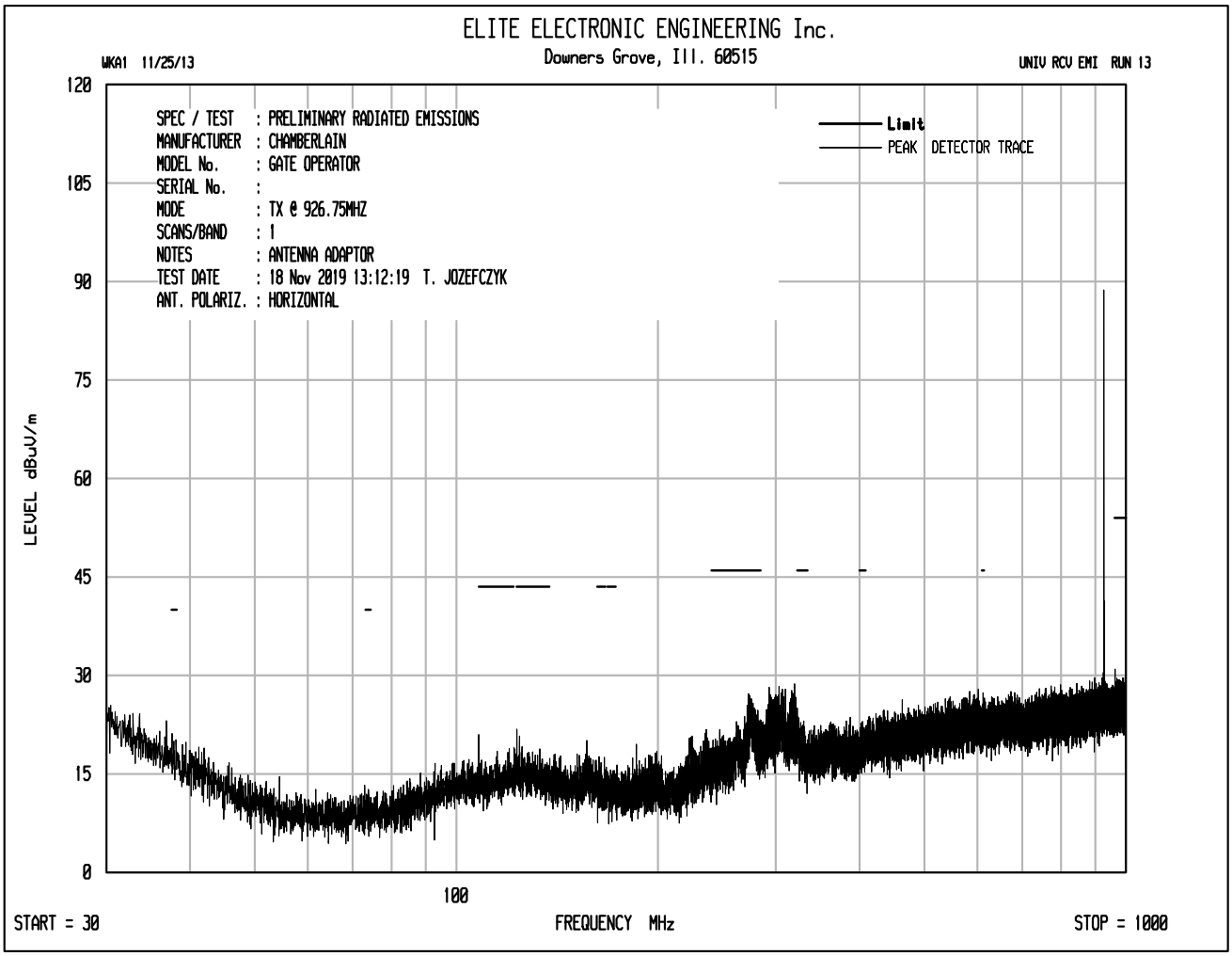
ELITE ELECTRONIC ENGINEERING Inc.
Downers Grove, Ill. 60515
WKA1 11/25/13
UNIV RCV EMI RUN 13
SPEC / TEST : PRELIMINARY RADIATED EMISSIONS
MANUFACTURER : CHAMBERLAIN
MODEL No. : GATE OPERATOR
SERIAL No. :
MODE : TX @ 926.75MHZ
SCANS/BAND : 1
NOTES : ANTENNA ADAPTOR
TEST DATE : 18 Nov 2019 13:12:19 T. JOZEFCZYK
ANT. POLARIZ. : HORIZONTAL
Limit
PEAK DETECTOR TRACE
LEVEL dBuV/m
120
105
90
75
60
45
30
15
0
100
START = 30
FREQUENCY MHz
STOP = 1000

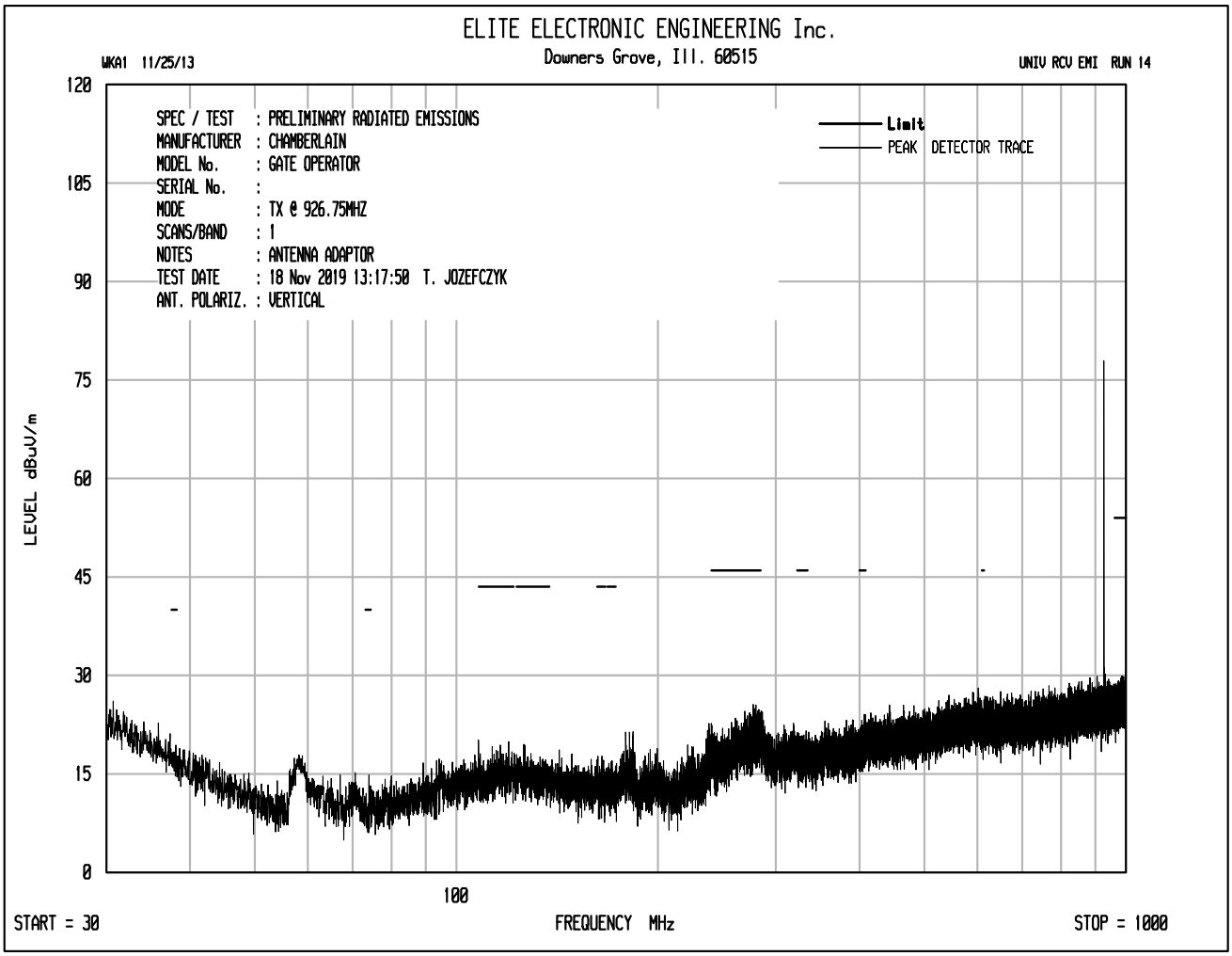
ELITE ELECTRONIC ENGINEERING Inc.
Downers Grove, Ill. 60515
WKA1 11/25/13
UNIV RCV EMI RUN 14
SPEC / TEST : PRELIMINARY RADIATED EMISSIONS
MANUFACTURER : CHAMBERLAIN
MODEL No. : GATE OPERATOR
SERIAL No. :
MODE : TX @ 926.75MHZ
SCANS/BAND : 1
NOTES : ANTENNA ADAPTOR
TEST DATE : 18 Nov 2019 13:17:50 T. JOZEFCZYK
ANT. POLARIZ. : VERTICAL
Limit
PEAK DETECTOR TRACE
LEVEL dBuV/m
120
105
90
75
60
45
30
15
0
100
START = 30
FREQUENCY MHz
STOP = 1000

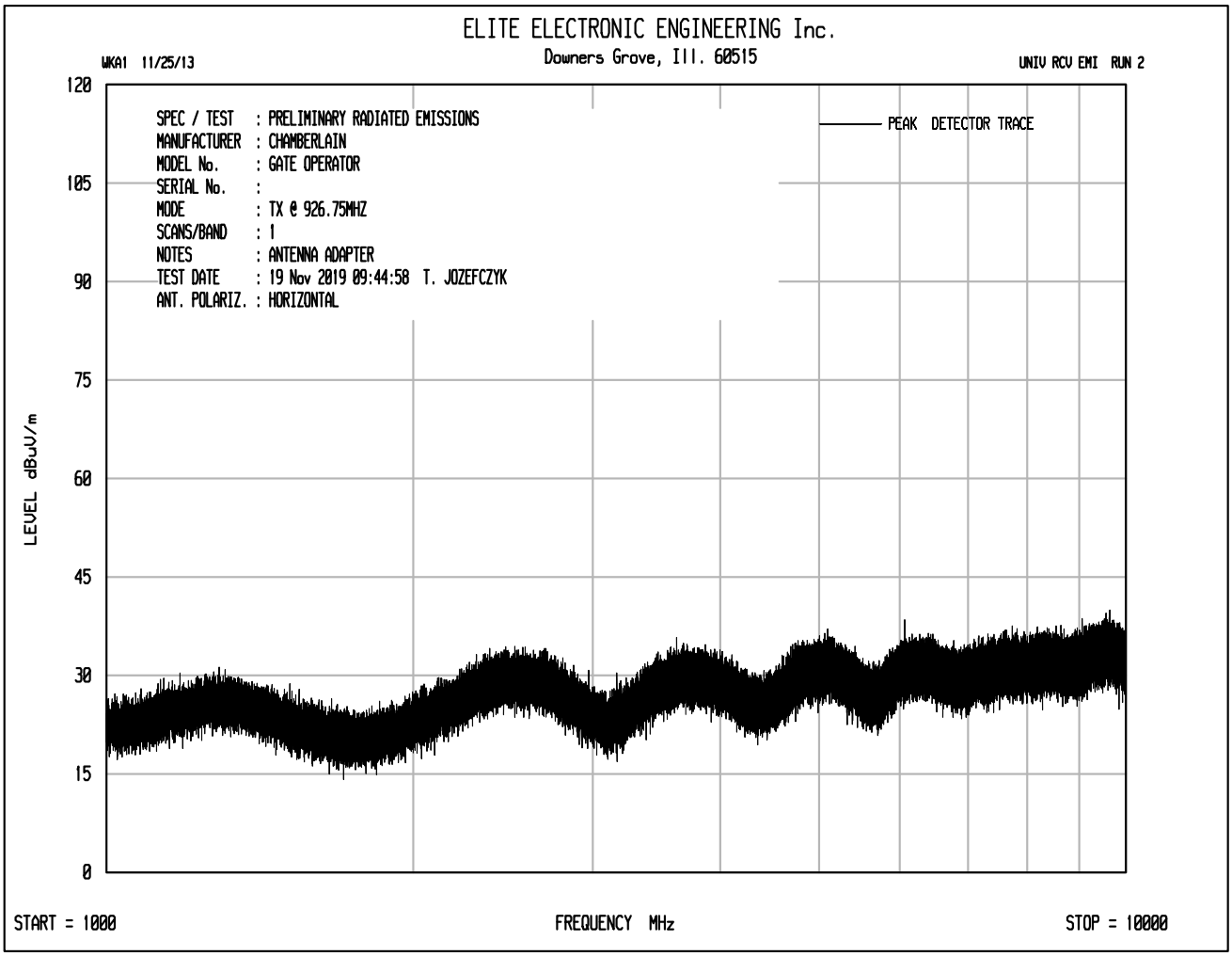
ELITE ELECTRONIC ENGINEERING Inc.
Downers Grove, Ill. 60515
WKA1 11/25/13
UNIV RCV EMI RUN 2
SPEC / TEST : PRELIMINARY RADIATED EMISSIONS
MANUFACTURER : CHAMBERLAIN
MODEL No. : GATE OPERATOR
SERIAL No. :
MODE : TX @ 926.75MHZ
SCANS/BAND : 1
NOTES : ANTENNA ADAPTER
TEST DATE : 19 Nov 2019 09:44:58 T. JOZEFCZYK
ANT. POLARIZ. : HORIZONTAL
PEAK DETECTOR TRACE
LEVEL dBuV/m
120
105
90
75
60
45
30
15
0
START = 1000
FREQUENCY MHz
STOP = 10000

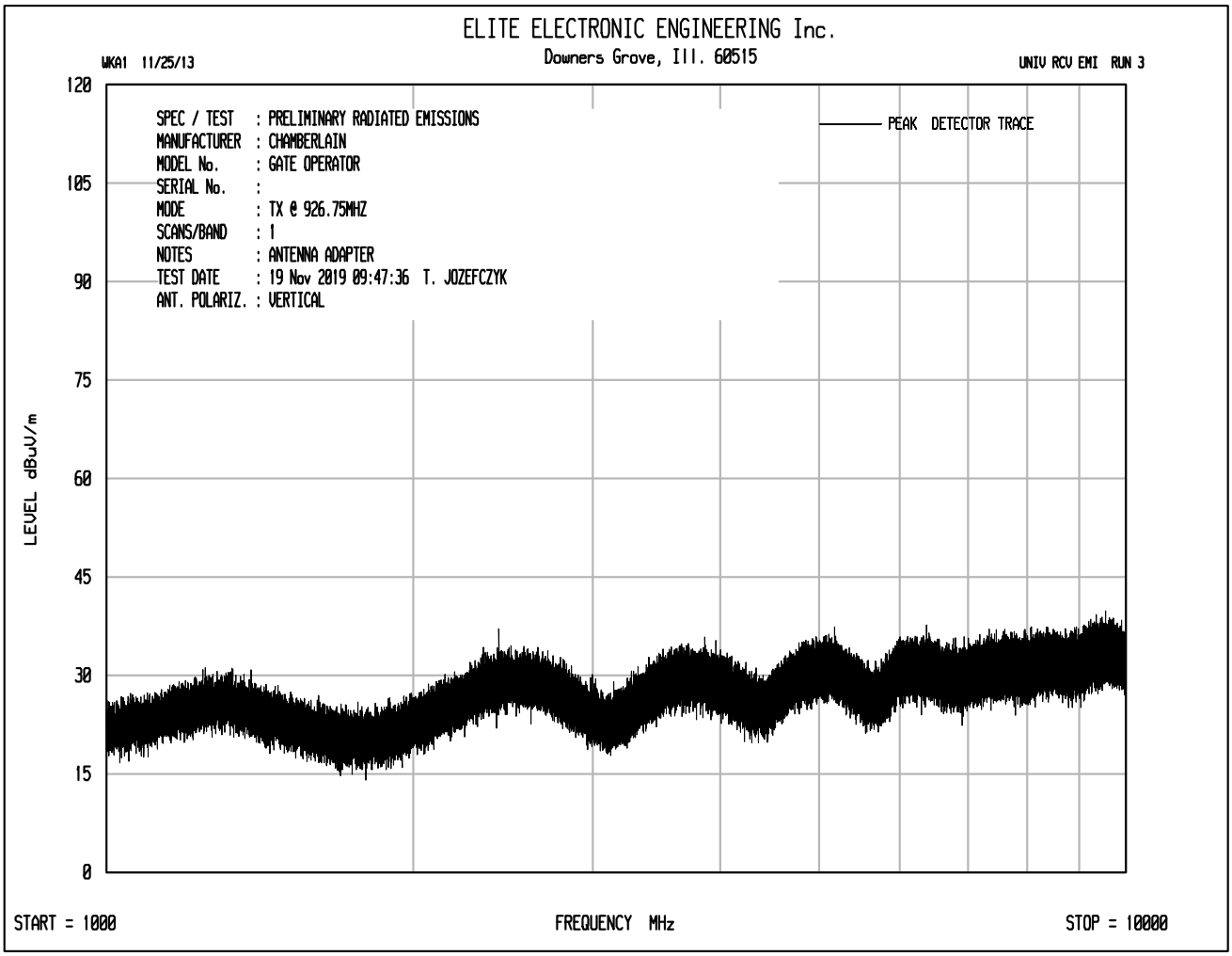
ELITE ELECTRONIC ENGINEERING Inc.
Downers Grove, Ill. 60515
WKA1 11/25/13
UNIV RCV EMI RUN 3
SPEC / TEST : PRELIMINARY RADIATED EMISSIONS
MANUFACTURER : CHAMBERLAIN
MODEL No. : GATE OPERATOR
SERIAL No. :
MODE : TX @ 926.75MHZ
SCANS/BAND : 1
NOTES : ANTENNA ADAPTER
TEST DATE : 19 Nov 2019 09:47:36 T. JOZEFCZYK
ANT. POLARIZ. : VERTICAL
PEAK DETECTOR TRACE
LEVEL dBuV/m
120
105
90
75
60
45
30
15
0
START = 1000
FREQUENCY MHz
STOP = 10000

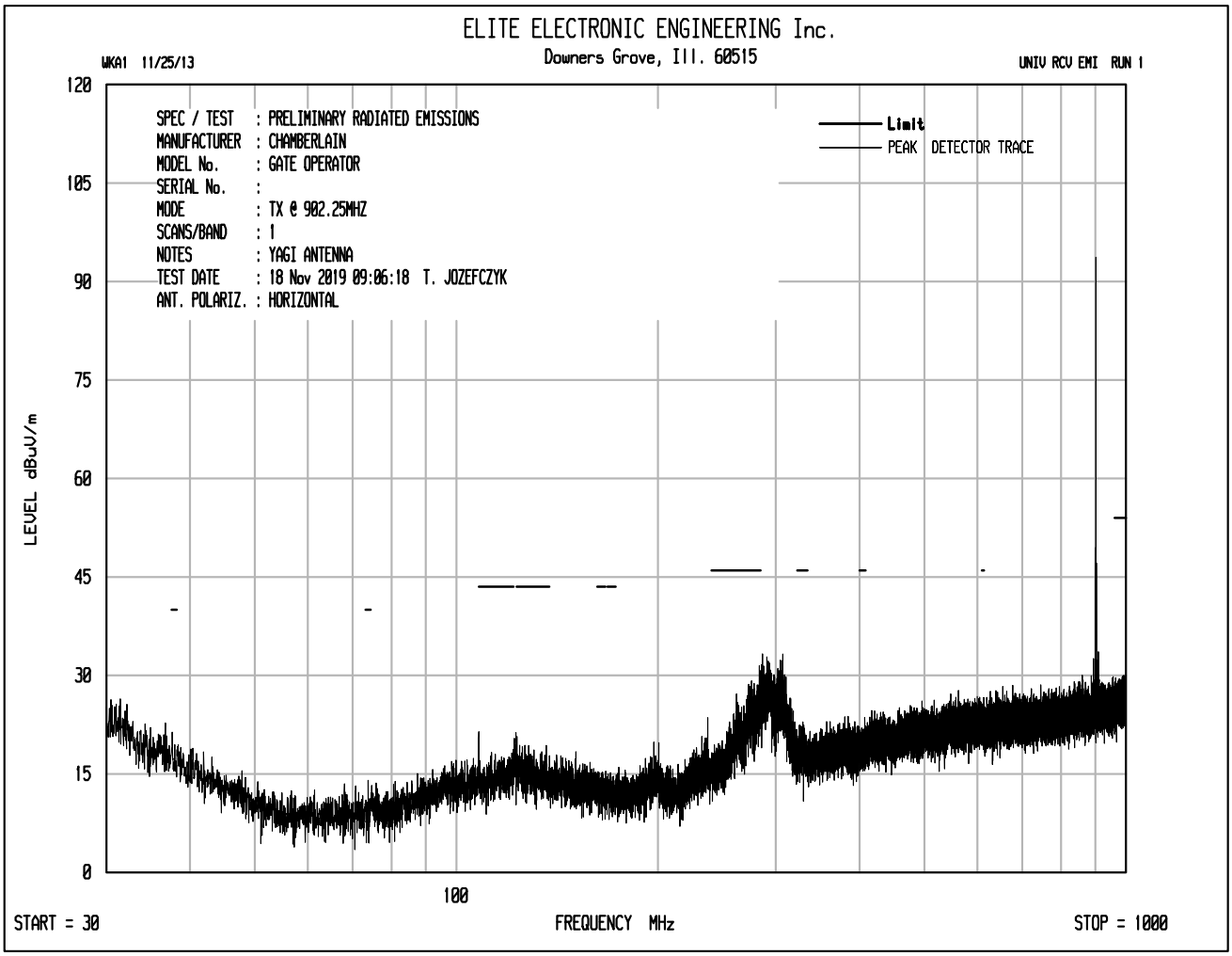
ELITE ELECTRONIC ENGINEERING Inc.
Downers Grove, Ill. 60515
WKA1 11/25/13
UNIV RCV EMI RUN 1
SPEC / TEST : PRELIMINARY RADIATED EMISSIONS
MANUFACTURER : CHAMBERLAIN
MODEL No. : GATE OPERATOR
SERIAL No. :
MODE : TX @ 902.25MHZ
SCANS/BAND : 1
NOTES : YAGI ANTENNA
TEST DATE : 18 Nov 2019 09:06:18 T. JOZEFCZYK
ANT. POLARIZ. : HORIZONTAL
Limit
PEAK DETECTOR TRACE
LEVEL dBuV/m
120
105
90
75
60
45
30
15
0
100
START = 30
FREQUENCY MHz
STOP = 1000

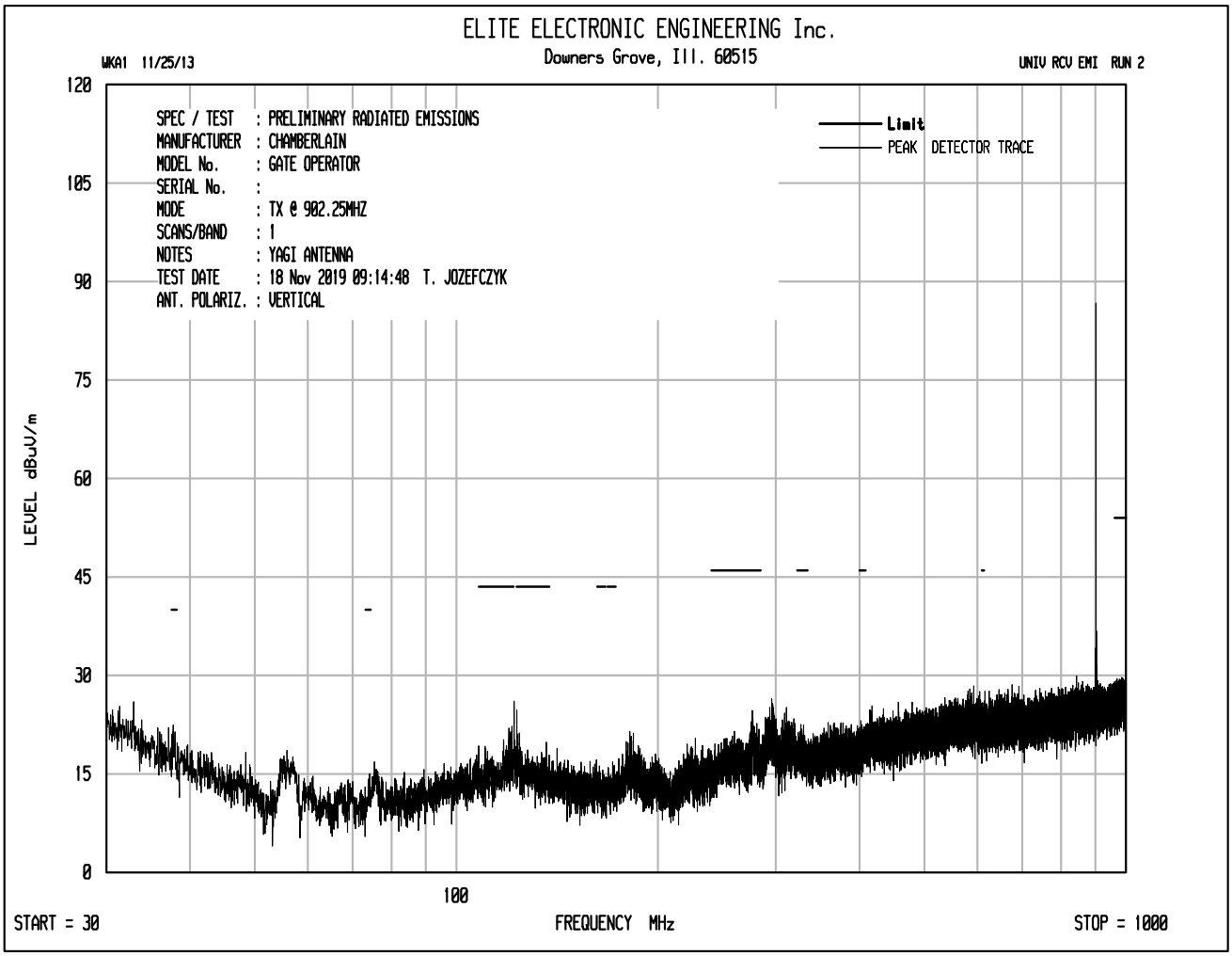
ELITE ELECTRONIC ENGINEERING Inc.
Downers Grove, Ill. 60515
WKA1 11/25/13
UNIV RCV EMI RUN 2
SPEC / TEST : PRELIMINARY RADIATED EMISSIONS
MANUFACTURER : CHAMBERLAIN
MODEL No. : GATE OPERATOR
SERIAL No. :
MODE : TX @ 902.25MHZ
SCANS/BAND : 1
NOTES : YAGI ANTENNA
TEST DATE : 18 Nov 2019 09:14:48 T. JOZEFCZYK
ANT. POLARIZ. : VERTICAL
Limit
PEAK DETECTOR TRACE
LEVEL dBuV/m
120
105
90
75
60
45
30
15
0
100
START = 30
FREQUENCY MHz
STOP = 1000

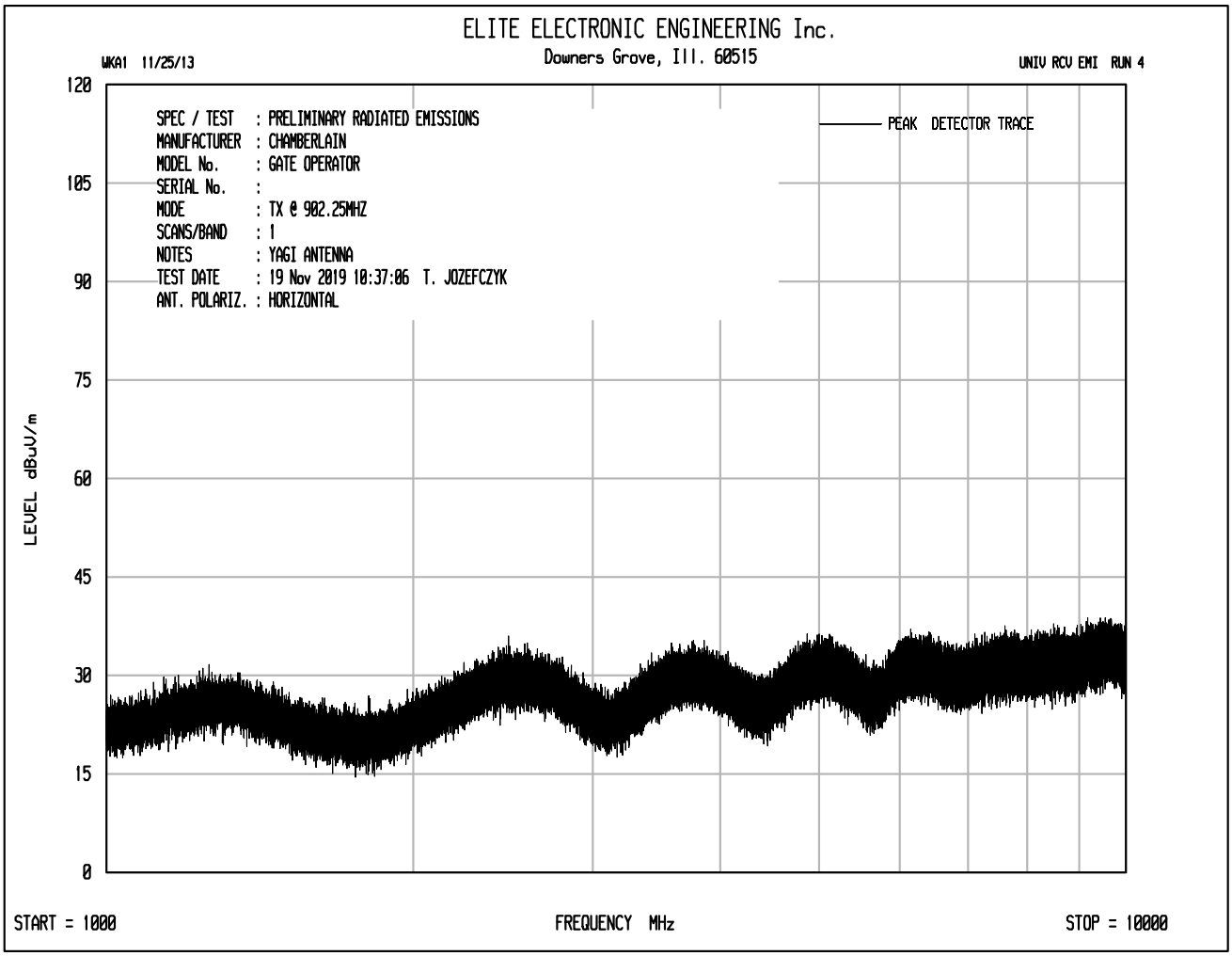
ELITE ELECTRONIC ENGINEERING Inc.
Downers Grove, Ill. 60515
WKA1 11/25/13
UNIV RCV EMI RUN 4
SPEC / TEST : PRELIMINARY RADIATED EMISSIONS
MANUFACTURER : CHAMBERLAIN
MODEL No. : GATE OPERATOR
SERIAL No. :
MODE : TX @ 902.25MHZ
SCANS/BAND : 1
NOTES : YAGI ANTENNA
TEST DATE : 19 Nov 2019 10:37:06 T. JOZEFCZYK
ANT. POLARIZ. : HORIZONTAL
PEAK DETECTOR TRACE
LEVEL dBuV/m
120
105
90
75
60
45
30
15
0
START = 1000
FREQUENCY MHz
STOP = 10000

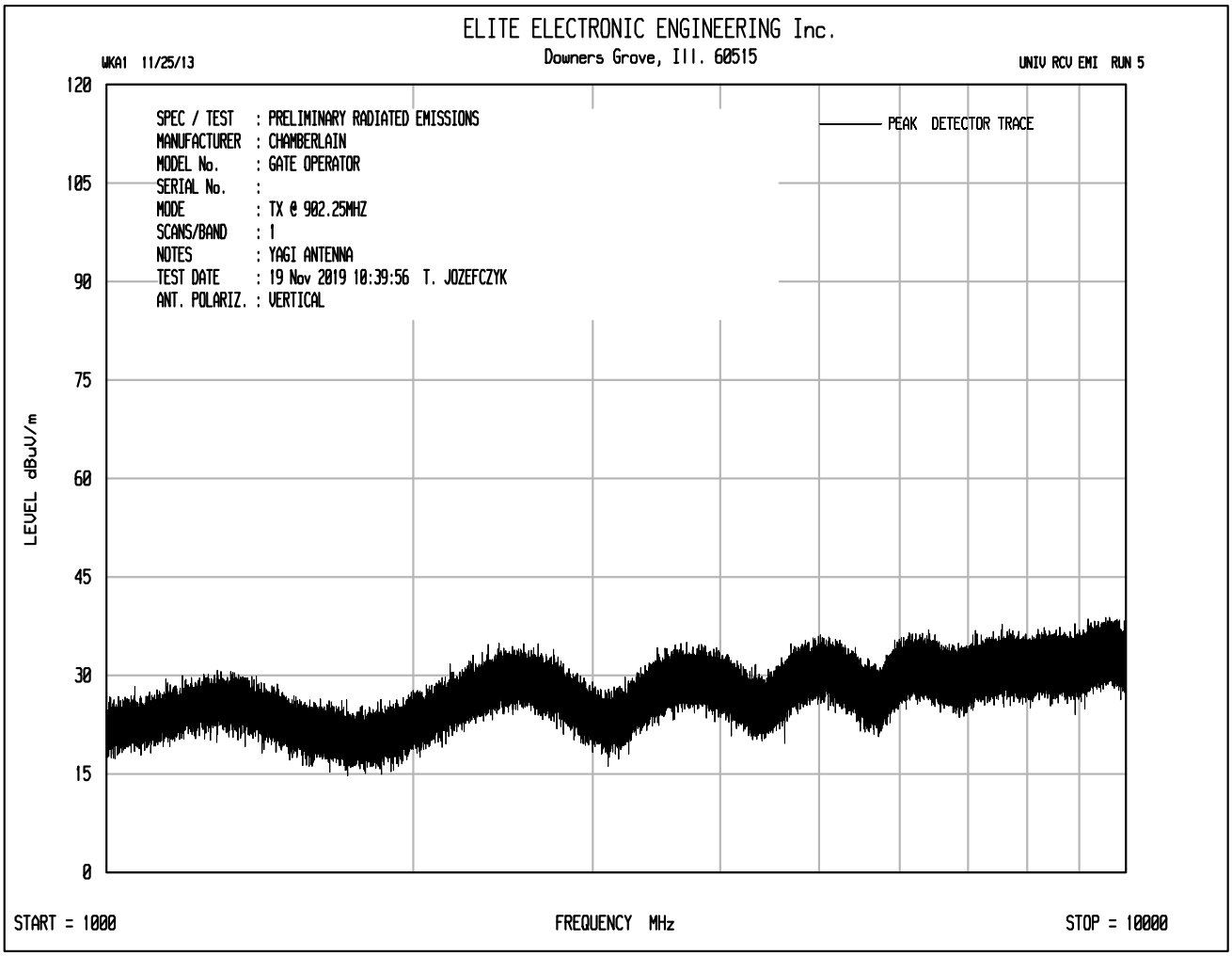
ELITE ELECTRONIC ENGINEERING Inc.
Downers Grove, Ill. 60515
WKA1 11/25/13
UNIV RCV EMI RUN 5
SPEC / TEST : PRELIMINARY RADIATED EMISSIONS
MANUFACTURER : CHAMBERLAIN
MODEL No. : GATE OPERATOR
SERIAL No. :
MODE : TX @ 902.25MHZ
SCANS/BAND : 1
NOTES : YAGI ANTENNA
TEST DATE : 19 Nov 2019 10:39:56 T. JOZEFCZYK
ANT. POLARIZ. : VERTICAL
PEAK DETECTOR TRACE
LEVEL dBuV/m
120
105
90
75
60
45
30
15
0
START = 1000
FREQUENCY MHz
STOP = 10000

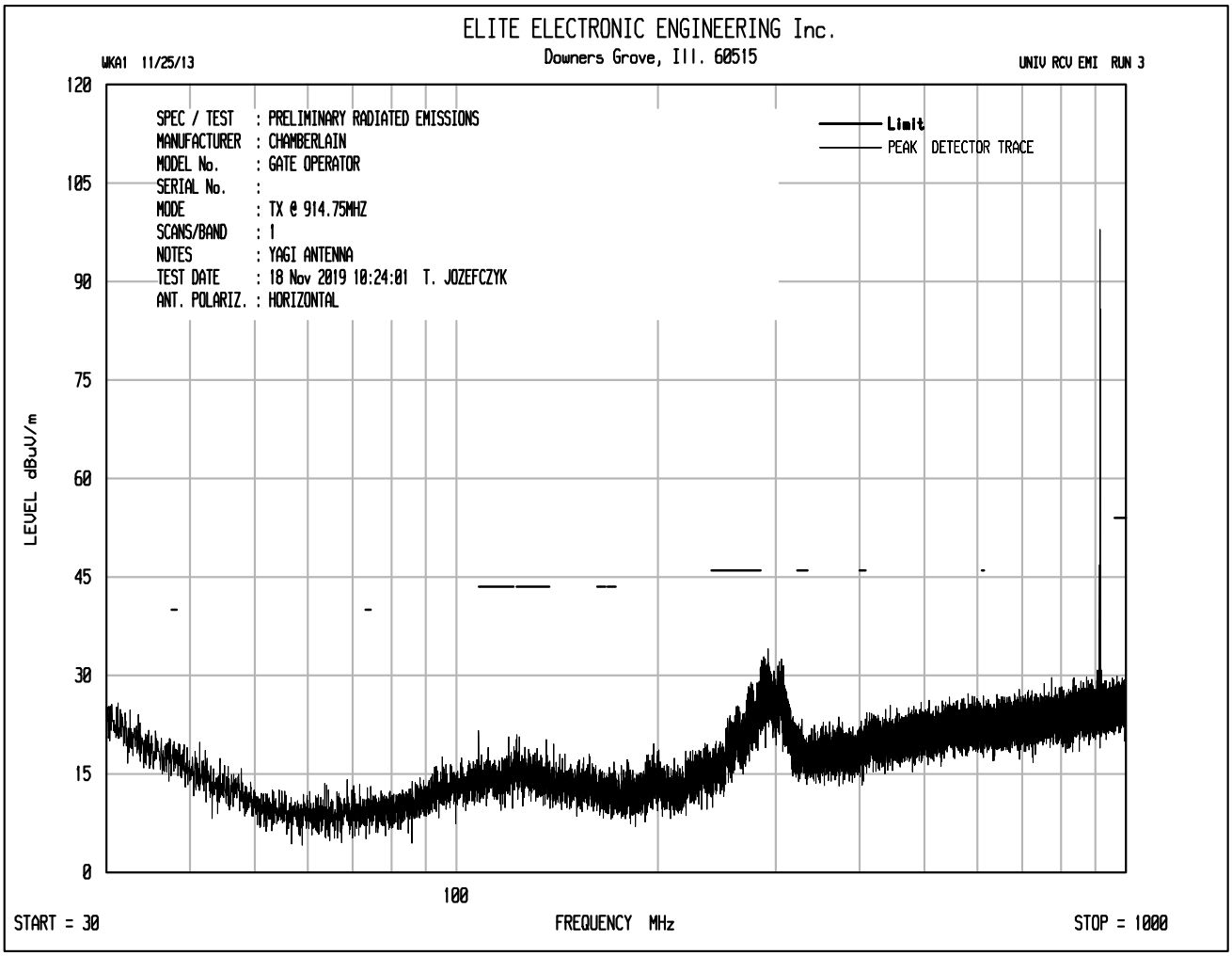
ELITE ELECTRONIC ENGINEERING Inc.
Downers Grove, Ill. 60515
WKA1 11/25/13
UNIV RCV EMI RUN 3
SPEC / TEST : PRELIMINARY RADIATED EMISSIONS
MANUFACTURER : CHAMBERLAIN
MODEL No. : GATE OPERATOR
SERIAL No. :
MODE : TX @ 914.75MHZ
SCANS/BAND : 1
NOTES : YAGI ANTENNA
TEST DATE : 18 Nov 2019 10:24:01 T. JOZEFCZYK
ANT. POLARIZ. : HORIZONTAL
Limit
PEAK DETECTOR TRACE
LEVEL dBuV/m
120
105
90
75
60
45
30
15
0
100
START = 30
FREQUENCY MHz
STOP = 1000

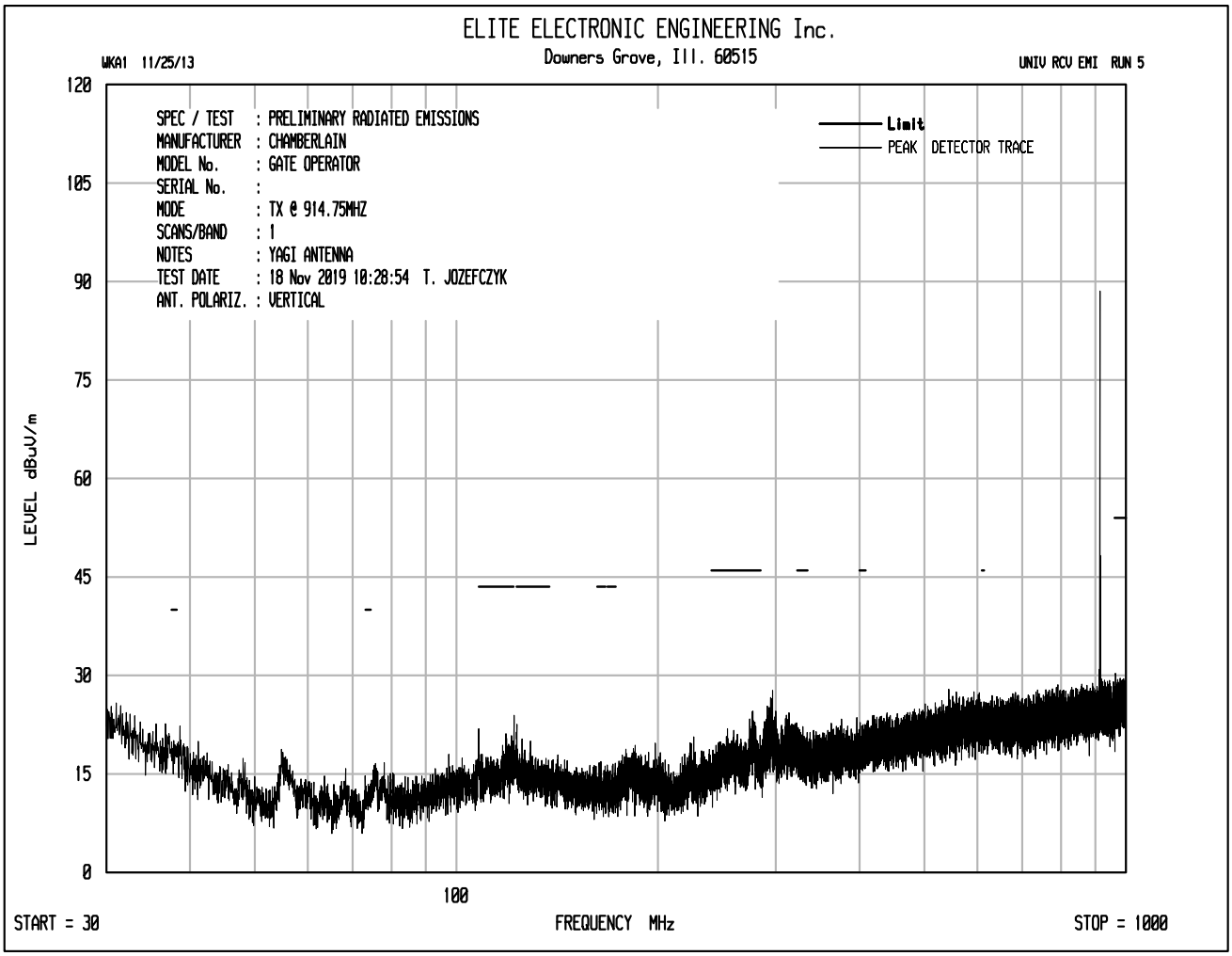
ELITE ELECTRONIC ENGINEERING Inc.
Downers Grove, Ill. 60515
WKA1 11/25/13
UNIV RCV EMI RUN 5
SPEC / TEST : PRELIMINARY RADIATED EMISSIONS
MANUFACTURER : CHAMBERLAIN
MODEL No. : GATE OPERATOR
SERIAL No. :
MODE : TX @ 914.75MHZ
SCANS/BAND : 1
NOTES : YAGI ANTENNA
TEST DATE : 18 Nov 2019 10:28:54 T. JOZEFCZYK
ANT. POLARIZ. : VERTICAL
Limit
PEAK DETECTOR TRACE
LEVEL dBuV/m
120
105
90
75
60
45
30
15
0
100
START = 30
FREQUENCY MHz
STOP = 1000

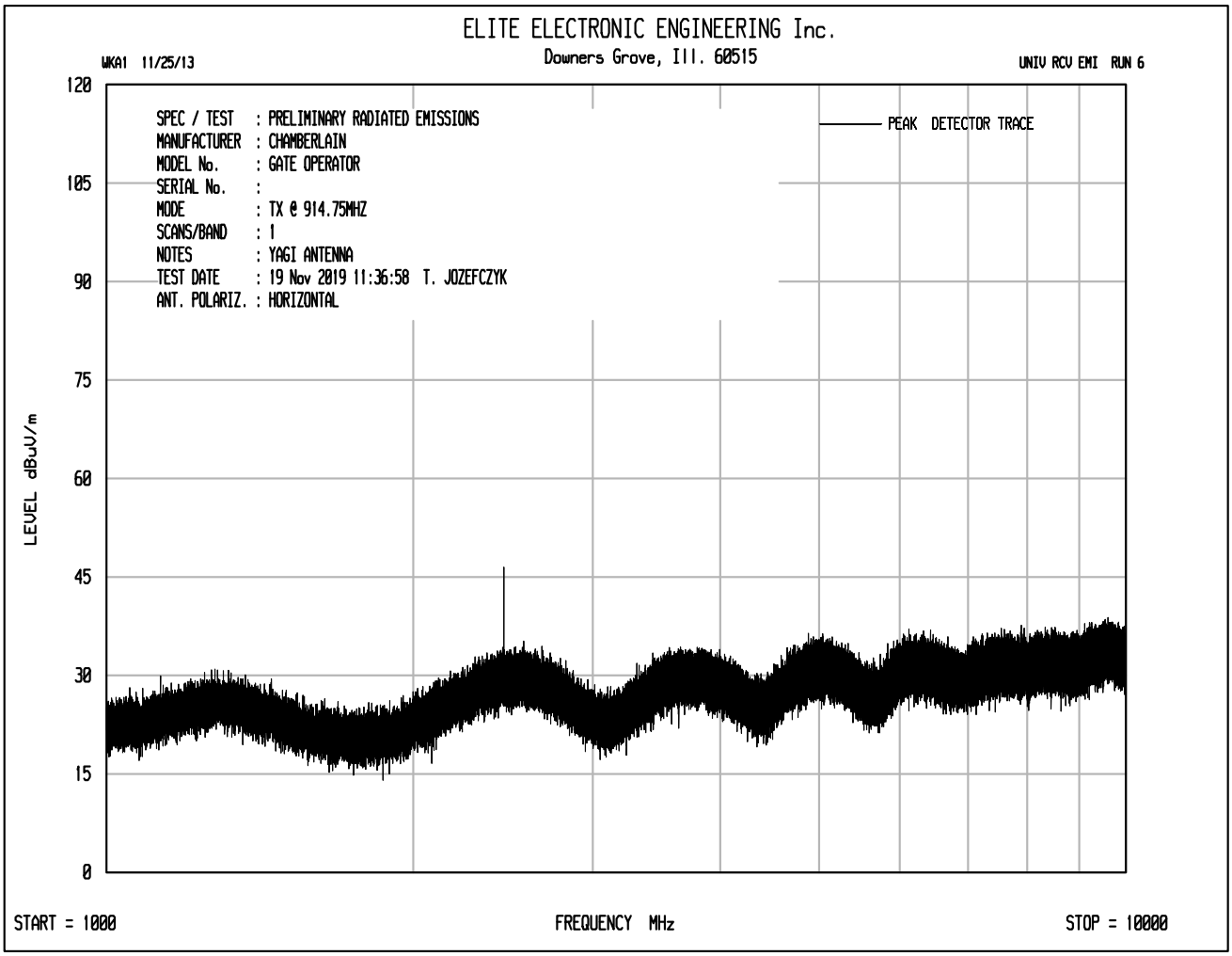
ELITE ELECTRONIC ENGINEERING Inc.
Downers Grove, Ill. 60515
WKA1 11/25/13
UNIV RCV EMI RUN 6
SPEC / TEST : PRELIMINARY RADIATED EMISSIONS
MANUFACTURER : CHAMBERLAIN
MODEL No. : GATE OPERATOR
SERIAL No. :
MODE : TX @ 914.75MHZ
SCANS/BAND : 1
NOTES : YAGI ANTENNA
TEST DATE : 19 Nov 2019 11:36:58 T. JOZEFCZYK
ANT. POLARIZ. : HORIZONTAL
PEAK DETECTOR TRACE
LEVEL dBuV/m
120
105
90
75
60
45
30
15
0
START = 1000
FREQUENCY MHz
STOP = 10000

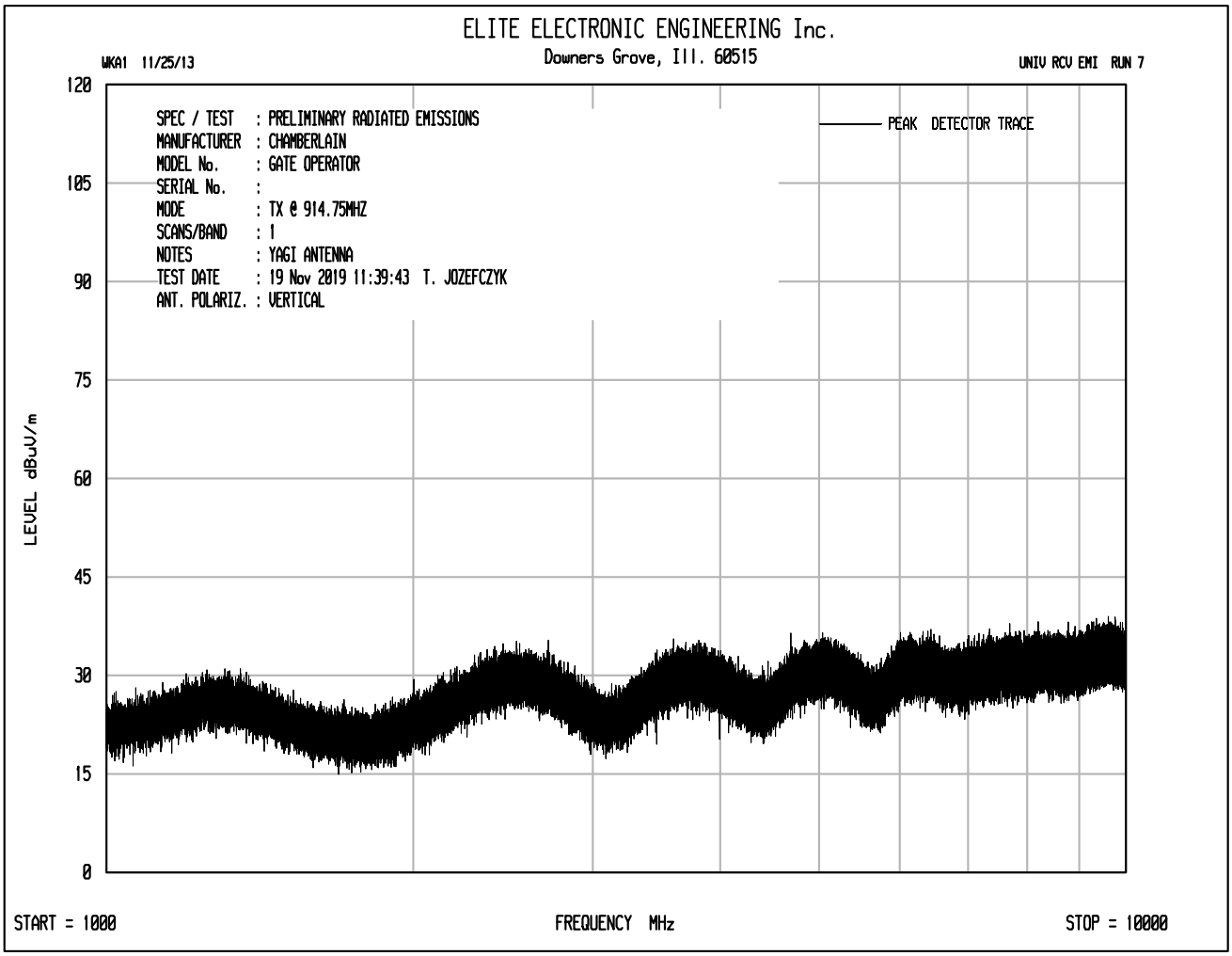
ELITE ELECTRONIC ENGINEERING Inc.
Downers Grove, Ill. 60515
WKA1 11/25/13
UNIV RCV EMI RUN 7
SPEC / TEST : PRELIMINARY RADIATED EMISSIONS
MANUFACTURER : CHAMBERLAIN
MODEL No. : GATE OPERATOR
SERIAL No. :
MODE : TX @ 914.75MHZ
SCANS/BAND : 1
NOTES : YAGI ANTENNA
TEST DATE : 19 Nov 2019 11:39:43 T. JOZEFCZYK
ANT. POLARIZ. : VERTICAL
PEAK DETECTOR TRACE
LEVEL dBuV/m
120
105
90
75
60
45
30
15
0
START = 1000
FREQUENCY MHz
STOP = 10000

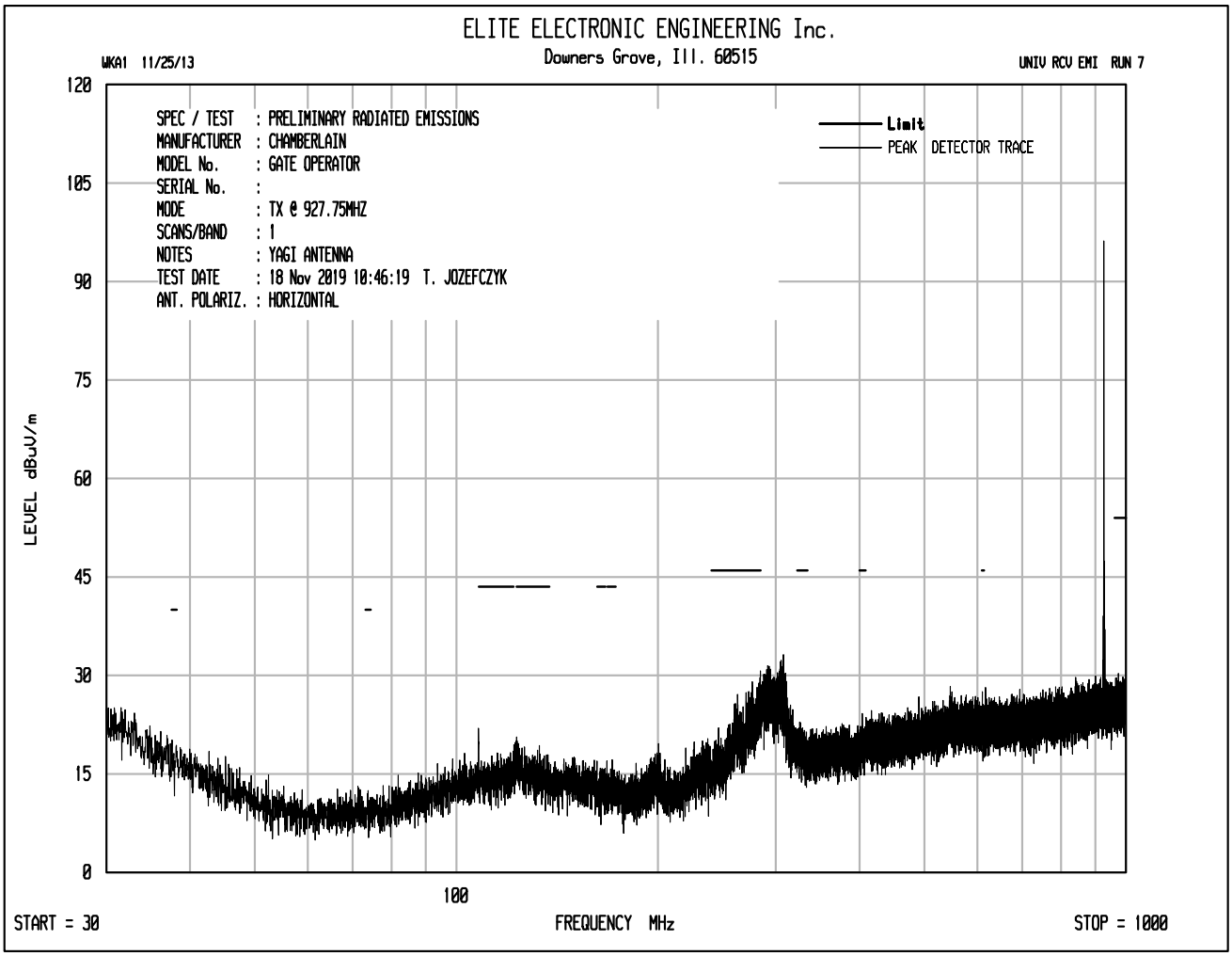
ELITE ELECTRONIC ENGINEERING Inc.
Downers Grove, Ill. 60515
WKA1 11/25/13
UNIV RCV EMI RUN 7
SPEC / TEST : PRELIMINARY RADIATED EMISSIONS
MANUFACTURER : CHAMBERLAIN
MODEL No. : GATE OPERATOR
SERIAL No. :
MODE : TX @ 927.75MHZ
SCANS/BAND : 1
NOTES : YAGI ANTENNA
TEST DATE : 18 Nov 2019 10:46:19 T. JOZEFCZYK
ANT. POLARIZ. : HORIZONTAL
Limit
PEAK DETECTOR TRACE
LEVEL dBuV/m
120
105
90
75
60
45
30
15
0
100
START = 30
FREQUENCY MHz
STOP = 1000

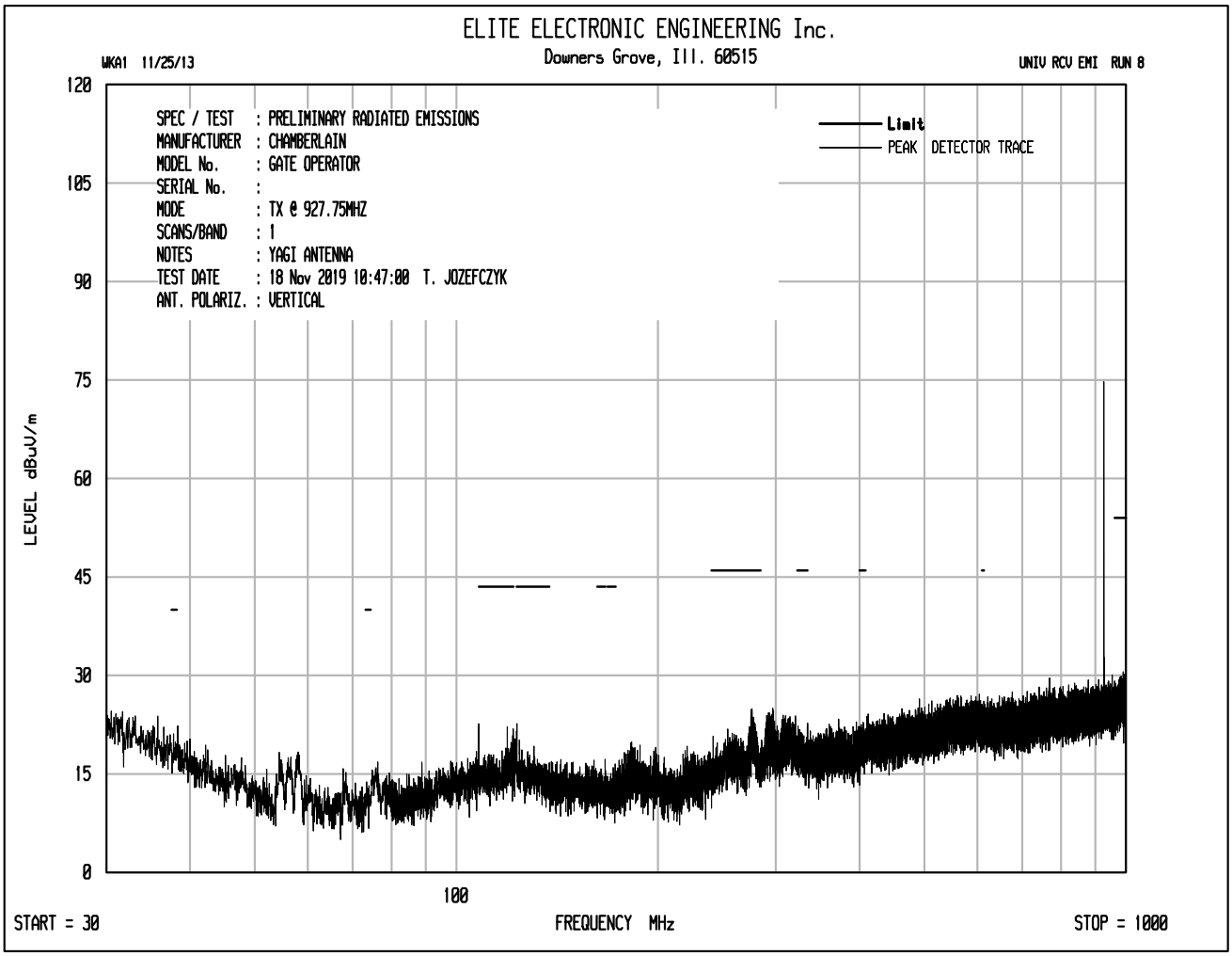
ELITE ELECTRONIC ENGINEERING Inc.
Downers Grove, Ill. 60515
WKA1 11/25/13
UNIV RCV EMI RUN 8
SPEC / TEST : PRELIMINARY RADIATED EMISSIONS
MANUFACTURER : CHAMBERLAIN
MODEL No. : GATE OPERATOR
SERIAL No. :
MODE : TX @ 927.75MHZ
SCANS/BAND : 1
NOTES : YAGI ANTENNA
TEST DATE : 18 Nov 2019 10:47:00 T. JOZEFCZYK
ANT. POLARIZ. : VERTICAL
Limit
PEAK DETECTOR TRACE
LEVEL dBuV/m
120
105
90
75
60
45
30
15
0
100
START = 30
FREQUENCY MHz
STOP = 1000

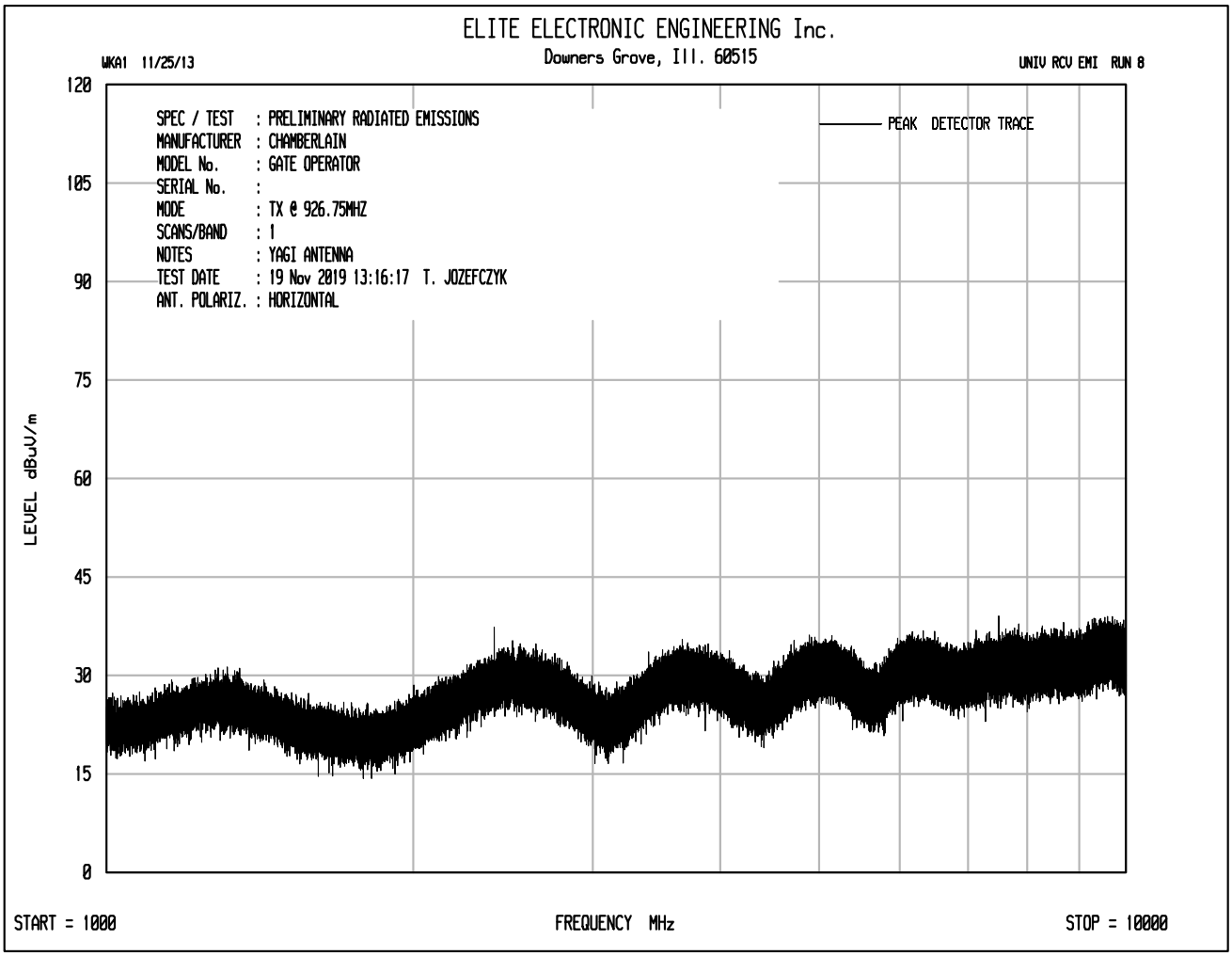
ELITE ELECTRONIC ENGINEERING Inc.
Downers Grove, Ill. 60515
WKA1 11/25/13
UNIV RCV EMI RUN 8
SPEC / TEST : PRELIMINARY RADIATED EMISSIONS
MANUFACTURER : CHAMBERLAIN
MODEL No. : GATE OPERATOR
SERIAL No. :
MODE : TX @ 926.75MHZ
SCANS/BAND : 1
NOTES : YAGI ANTENNA
TEST DATE : 19 Nov 2019 13:16:17 T. JOZEFCZYK
ANT. POLARIZ. : HORIZONTAL
PEAK DETECTOR TRACE
LEVEL dBuV/m
120
105
90
75
60
45
30
15
0
START = 1000
FREQUENCY MHz
STOP = 10000

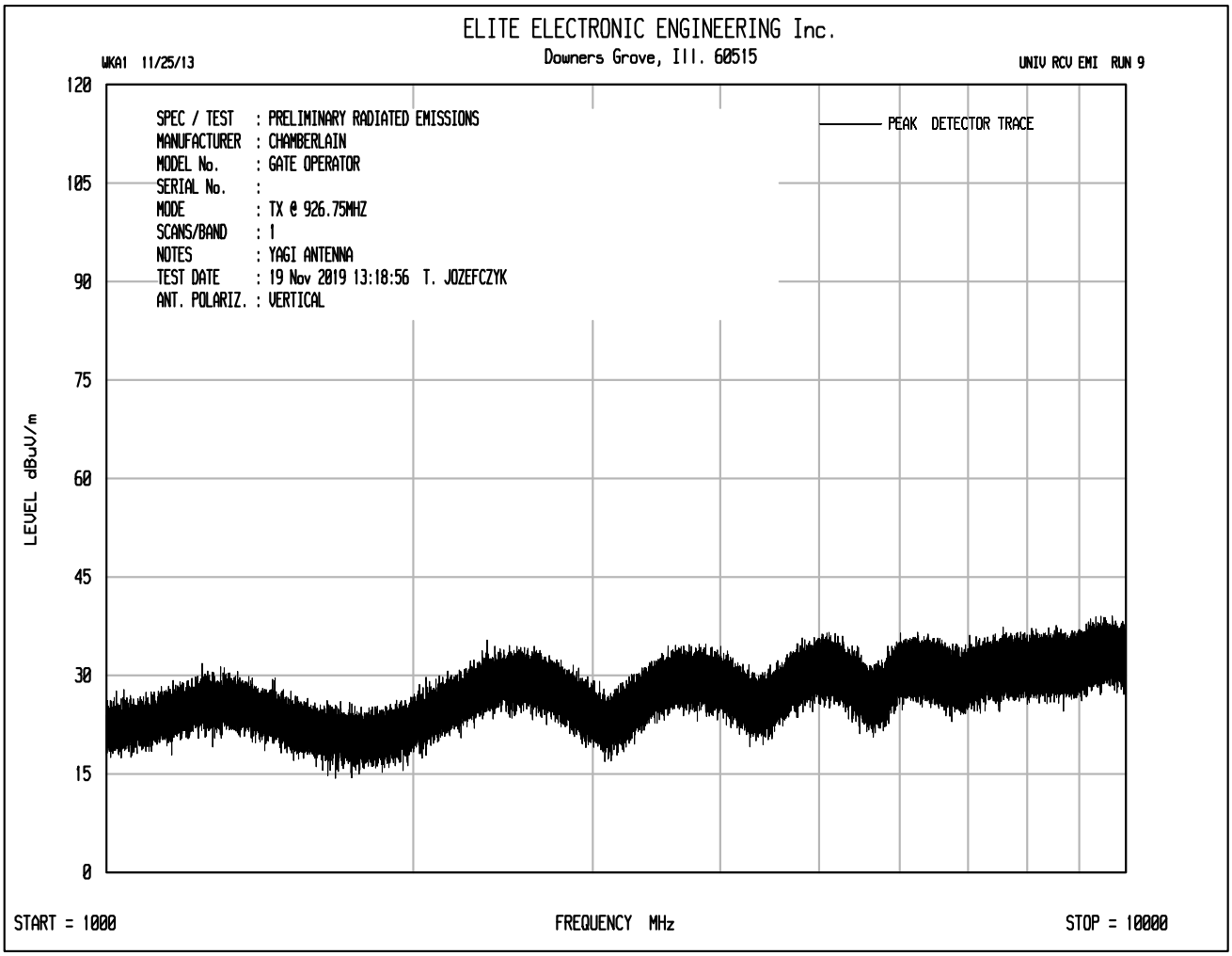
ELITE ELECTRONIC ENGINEERING Inc.
Downers Grove, Ill. 60515
WKA1 11/25/13
UNIV RCV EMI RUN 9
SPEC / TEST : PRELIMINARY RADIATED EMISSIONS
MANUFACTURER : CHAMBERLAIN
MODEL No. : GATE OPERATOR
SERIAL No. :
MODE : TX @ 926.75MHZ
SCANS/BAND : 1
NOTES : YAGI ANTENNA
TEST DATE : 19 Nov 2019 13:18:56 T. JOZEFCZYK
ANT. POLARIZ. : VERTICAL
PEAK DETECTOR TRACE
LEVEL dBuV/m
120
105
90
75
60
45
30
15
0
START = 1000
FREQUENCY MHz
STOP = 10000

DATA PAGE	
MANUFACTURER	The Chamberlain Group, Inc.
EUT	Main/Control PCB Transceiver
MODEL NO.	001D9525-01
SERIAL NO.	ESL3
TEST	FCC §15.247, RSS-247 – Radiated Spurious Emissions – Harmonics in Non-Restricted Bands
MODE	Tx – 902.25MHz
DATE TESTED	November 18 & 19, 2019
TEST PERFORMED BY	Tylar Jozefczyk
NOTES	Antenna Adaptor

RADIATED SPURIOUS EMISSIONS

Freq. (MHz)	Ant. Pol.	Meter Reading (dBµV)	Ambient	CBL Fac. (dB)	Ant. Fac. (dB)	Pre Amp (dB)	Peak Total dBµV/m at 3m	Peak Total µV/m at 3m	Peak Limit µV/m at 3m	Margin (dB)
902.25	H	68.20		2.88	26.70	0.00	97.78	77460.88		
902.25	V	71.36		2.88	26.70	0.00	100.94	111450.60		
1804.50	H	37.34	Ambient	3.25	30.61	-40.03	31.17	36.19	11145.06	-49.77
1804.50	V	36.58	Ambient	3.25	30.61	-40.03	30.41	33.16	11145.06	-50.53
6315.75	H	50.99		5.53	35.39	-39.40	52.51	422.12	11145.06	-28.43
6315.75	V	48.95		5.53	35.39	-39.40	50.47	333.76	11145.06	-30.47
7218.00	H	40.12	Ambient	5.88	35.57	-39.42	42.15	128.13	11145.06	-38.79
7218.00	V	39.58	Ambient	5.88	35.57	-39.42	41.61	120.40	11145.06	-39.33
902.00	H	42.53		2.88	26.70	0.00	72.11	4032.26	11145.06	-8.83
902.00	V	46.10		2.88	26.70	0.00	75.68	6082.03	11145.06	-5.26

DATA PAGE	
MANUFACTURER	The Chamberlain Group, Inc.
EUT	Main/Control PCB Transceiver
MODEL NO.	001D9525-01
SERIAL NO.	ESL3
TEST	FCC §15.247, RSS-247 – Radiated Spurious Emissions – Harmonics in Restricted Bands
MODE	Tx – 902.25MHz
DATE TESTED	November 18 & 19, 2019
TEST PERFORMED BY	Tylar Jozefczyk
NOTES	Antenna Adaptor

RADIATED SPURIOUS EMISSIONS

Freq. (MHz)	Ant. Pol.	Meter Reading (dBµV)	Ambient	CBL Fac. (dB)	Ant. Fac. (dB)	Pre Amp (dB)	Peak Total dBµV/m at 3m	Peak Total µV/m at 3m	Peak Limit µV/m at 3m	Margin (dB)
2706.75	H	54.48		3.68	32.49	-39.77	50.88	349.94	5000.00	-23.10
2706.75	V	53.18		3.68	32.49	-39.77	49.58	301.29	5000.00	-24.40
3609.00	H	52.29	Ambient	4.76	32.97	-39.20	50.82	347.49	5000.00	-23.16
3609.00	V	52.39	Ambient	4.76	32.97	-39.20	50.92	351.51	5000.00	-23.06
4511.25	H	52.16		4.80	34.04	-39.22	51.78	388.10	5000.00	-22.20
4511.25	V	54.47		4.80	34.04	-39.22	54.09	506.35	5000.00	-19.89
5413.50	H	49.19		5.11	34.69	-39.37	49.62	302.67	5000.00	-24.36
5413.50	V	49.80		5.11	34.69	-39.37	50.23	324.69	5000.00	-23.75
8120.25	H	50.69		6.08	35.63	-39.43	52.97	445.16	5000.00	-21.01
8120.25	V	52.35		6.08	35.63	-39.43	54.63	538.91	5000.00	-19.35
9022.50	H	48.97	Ambient	6.30	35.98	-39.33	51.92	394.34	5000.00	-22.06
9022.50	V	48.89	Ambient	6.30	35.98	-39.33	51.84	390.72	5000.00	-22.14

DATA PAGE	
MANUFACTURER	The Chamberlain Group, Inc.
EUT	Main/Control PCB Transceiver
MODEL NO.	001D9525-01
SERIAL NO.	ESL3
TEST	FCC §15.247, RSS-247 – Radiated Spurious Emissions – Restricted Band Averages
MODE	Tx – 902.25MHz
DATE TESTED	November 18 & 19, 2019
TEST PERFORMED BY	Tylar Jozefczyk
NOTES	Antenna Adaptor

RADIATED SPURIOUS EMISSIONS

Freq. (MHz)	Ant. Pol.	Meter Reading (dBµV)	Ambient	CBL Fac. (dB)	Ant. Fac. (dB)	Pre Amp (dB)	Duty Cycle (dB)	Average Total dBµV/m at 3m	Average Total µV/m at 3m	Average Limit µV/m at 3m	Margin (dB)
2706.75	H	40.46		3.68	32.49	-39.77	0.00	36.86	69.66	500.00	-17.12
2706.75	V	38.90		3.68	32.49	-39.77	0.00	35.30	58.21	500.00	-18.68
3609.00	H	37.67	Ambient	4.76	32.97	-39.20	0.00	36.20	64.56	500.00	-17.78
3609.00	V	37.65	Ambient	4.76	32.97	-39.20	0.00	36.18	64.41	500.00	-17.80
4511.25	H	38.41		4.80	34.04	-39.22	0.00	38.03	79.70	500.00	-15.95
4511.25	V	39.25		4.80	34.04	-39.22	0.00	38.87	87.79	500.00	-15.11
5413.50	H	35.28		5.11	34.69	-39.37	0.00	35.71	61.02	500.00	-18.27
5413.50	V	35.29		5.11	34.69	-39.37	0.00	35.72	61.09	500.00	-18.26
8120.25	H	35.92		6.08	35.63	-39.43	0.00	38.20	81.29	500.00	-15.78
8120.25	V	38.83		6.08	35.63	-39.43	0.00	41.11	113.64	500.00	-12.87
9022.50	H	34.80	Ambient	6.30	35.98	-39.33	0.00	37.75	77.16	500.00	-16.23
9022.50	V	34.80	Ambient	6.30	35.98	-39.33	0.00	37.75	77.16	500.00	-16.23

DATA PAGE	
MANUFACTURER	The Chamberlain Group, Inc.
EUT	Main/Control PCB Transceiver
MODEL NO.	001D9525-01
SERIAL NO.	ESL3
TEST	FCC §15.247, RSS-247 – Radiated Spurious Emissions – Harmonics in Non-Restricted Bands
MODE	Tx – 914.75MHz
DATE TESTED	November 18 & 19, 2019
TEST PERFORMED BY	Tylar Jozefczyk
NOTES	Antenna Adaptor

RADIATED SPURIOUS EMISSIONS

Freq. (MHz)	Ant. Pol.	Meter Reading (dBµV)	Ambient	CBL Fac. (dB)	Ant. Fac. (dB)	Pre Amp (dB)	Peak Total dBµV/m at 3m	Peak Total µV/m at 3m	Peak Limit µV/m at 3m	Margin (dB)
914.75	H	71.04		2.89	26.68	0.00	100.61	107324.22		
914.75	V	75.41		2.89	26.68	0.00	104.98	177499.75		
1829.50	H	37.04	Ambient	3.25	30.65	-40.00	30.94	35.22	17749.98	-54.05
1829.50	V	37.34	Ambient	3.25	30.65	-40.00	31.24	36.46	17749.98	-53.75
5488.50	H	40.77		5.08	34.58	-39.38	41.05	112.81	17749.98	-43.94
5488.50	V	39.95		5.08	34.58	-39.38	40.23	102.65	17749.98	-44.76
6403.25	H	49.91		5.56	35.49	-39.40	51.56	378.34	17749.98	-33.43
6403.25	V	48.88		5.56	35.49	-39.40	50.53	336.03	17749.98	-34.46

DATA PAGE	
MANUFACTURER	The Chamberlain Group, Inc.
EUT	Main/Control PCB Transceiver
MODEL NO.	001D9525-01
SERIAL NO.	ESL3
TEST	FCC §15.247, RSS-247 – Radiated Spurious Emissions – Harmonics in Restricted Bands
MODE	Tx – 914.75MHz
DATE TESTED	November 18 & 19, 2019
TEST PERFORMED BY	Tylar Jozefczyk
NOTES	Antenna Adaptor

RADIATED SPURIOUS EMISSIONS

Freq. (MHz)	Ant. Pol.	Meter Reading (dBµV)	Ambient	CBL Fac. (dB)	Ant. Fac. (dB)	Pre Amp (dB)	Peak Total dBµV/m at 3m	Peak Total µV/m at 3m	Peak Limit µV/m at 3m	Margin (dB)
2744.25	H	54.06		3.74	32.55	-39.74	50.61	339.16	5000.00	-23.37
2744.25	V	54.56		3.74	32.55	-39.74	51.11	359.25	5000.00	-22.87
3659.00	H	53.04	Ambient	4.77	32.97	-39.21	51.57	378.93	5000.00	-22.41
3659.00	V	52.85	Ambient	4.77	32.97	-39.21	51.38	370.74	5000.00	-22.60
4573.75	H	53.78		4.80	34.20	-39.24	53.54	475.15	5000.00	-20.44
4573.75	V	54.28		4.80	34.20	-39.24	54.04	503.30	5000.00	-19.94
7318.00	H	53.23		5.84	35.65	-39.42	55.30	581.79	5000.00	-18.68
7318.00	V	49.40	Ambient	5.84	35.65	-39.42	51.47	374.34	5000.00	-22.51
8232.75	H	51.21		6.22	35.71	-39.41	53.73	485.97	5000.00	-20.25
8232.75	V	51.12		6.22	35.71	-39.41	53.64	480.96	5000.00	-20.34
9147.50	H	49.37	Ambient	6.31	36.05	-39.31	52.41	417.57	5000.00	-21.56
9147.50	V	49.41	Ambient	6.31	36.05	-39.31	52.45	419.49	5000.00	-21.52

DATA PAGE	
MANUFACTURER	The Chamberlain Group, Inc.
EUT	Main/Control PCB Transceiver
MODEL NO.	001D9525-01
SERIAL NO.	ESL3
TEST	FCC §15.247, RSS-247 – Radiated Spurious Emissions – Restricted Band Averages
MODE	Tx – 914.75MHz
DATE TESTED	November 18 & 19, 2019
TEST PERFORMED BY	Tylar Jozefczyk
NOTES	Antenna Adaptor

RADIATED SPURIOUS EMISSIONS

Freq. (MHz)	Ant. Pol.	Meter Reading (dBµV)	Ambient	CBL Fac. (dB)	Ant. Fac. (dB)	Pre Amp (dB)	Duty Cycle (dB)	Average Total dBµV/m at 3m	Average Total µV/m at 3m	Average Limit µV/m at 3m	Margin (dB)
2744.25	H	40.45		3.74	32.55	-39.74	0.00	37.00	70.78	500.00	-16.98
2744.25	V	40.79		3.74	32.55	-39.74	0.00	37.34	73.60	500.00	-16.64
3659.00	H	38.31	Ambient	4.77	32.97	-39.21	0.00	36.84	69.51	500.00	-17.14
3659.00	V	38.28	Ambient	4.77	32.97	-39.21	0.00	36.81	69.27	500.00	-17.17
4573.75	H	39.30		4.80	34.20	-39.24	0.00	39.06	89.71	500.00	-14.92
4573.75	V	40.13		4.80	34.20	-39.24	0.00	39.89	98.70	500.00	-14.09
7318.00	H	34.70		5.84	35.65	-39.42	0.00	36.77	68.91	500.00	-17.21
7318.00	V	34.40	Ambient	5.84	35.65	-39.42	0.00	36.47	66.57	500.00	-17.51
8232.75	H	36.86		6.22	35.71	-39.41	0.00	39.38	93.13	500.00	-14.60
8232.75	V	36.82		6.22	35.71	-39.41	0.00	39.34	92.71	500.00	-14.64
9147.50	H	34.91	Ambient	6.31	36.05	-39.31	0.00	37.95	79.02	500.00	-16.02
9147.50	V	34.92	Ambient	6.31	36.05	-39.31	0.00	37.96	79.11	500.00	-16.01

DATA PAGE	
MANUFACTURER	The Chamberlain Group, Inc.
EUT	Main/Control PCB Transceiver
MODEL NO.	001D9525-01
SERIAL NO.	ESL3
TEST	FCC §15.247, RSS-247 – Radiated Spurious Emissions – Harmonics in Non-Restricted Bands
MODE	Tx – 926.75MHz
DATE TESTED	November 18 & 19, 2019
TEST PERFORMED BY	Tylar Jozefczyk
NOTES	Antenna Adaptor

RADIATED SPURIOUS EMISSIONS

Freq. (MHz)	Ant. Pol.	Meter Reading (dBµV)	Ambient	CBL Fac. (dB)	Ant. Fac. (dB)	Pre Amp (dB)	Peak Total dBµV/m at 3m	Peak Total µV/m at 3m	Peak Limit µV/m at 3m	Margin (dB)
926.75	H	68.93		2.90	26.72	0.00	98.54	84569.31		
926.75	V	70.92		2.90	26.72	0.00	100.53	106343.95		
1853.50	H	37.31	Ambient	3.26	30.72	-39.98	31.30	36.75	10634.39	-49.23
1853.50	V	36.79	Ambient	3.26	30.72	-39.98	30.78	34.61	10634.39	-49.75
5560.50	H	39.29		5.11	34.52	-39.38	39.54	94.83	10634.39	-41.00
5560.50	V	39.79		5.11	34.52	-39.38	40.04	100.45	10634.39	-40.50
6487.25	H	46.51		5.60	35.58	-39.40	48.28	259.47	10634.39	-32.25
6487.25	V	48.31		5.60	35.58	-39.40	50.08	319.22	10634.39	-30.45
9267.50	H	39.28	Ambient	6.42	36.07	-39.30	42.47	132.84	10634.39	-38.07
9267.50	V	38.99	Ambient	6.42	36.07	-39.30	42.18	128.48	10634.39	-38.36
928.00	H	21.17		2.90	26.71	0.00	50.78	346.12	10634.39	-29.75
928.00	V	21.27		2.90	26.71	0.00	50.88	350.12	10634.39	-29.65

DATA PAGE	
MANUFACTURER	The Chamberlain Group, Inc.
EUT	Main/Control PCB Transceiver
MODEL NO.	001D9525-01
SERIAL NO.	ESL3
TEST	FCC §15.247, RSS-247 – Radiated Spurious Emissions – Harmonics in Restricted Bands
MODE	Tx – 926.75MHz
DATE TESTED	November 18 & 19, 2019
TEST PERFORMED BY	Tylar Jozefczyk
NOTES	Antenna Adaptor

RADIATED SPURIOUS EMISSIONS

Freq. (MHz)	Ant. Pol.	Meter Reading (dBµV)	Ambient	CBL Fac. (dB)	Ant. Fac. (dB)	Pre Amp (dB)	Peak Total dBµV/m at 3m	Peak Total µV/m at 3m	Peak Limit µV/m at 3m	Margin (dB)
2780.25	H	54.28		3.80	32.45	-39.72	50.80	346.82	5000.00	-23.18
2780.25	V	53.75		3.80	32.45	-39.72	50.27	326.29	5000.00	-23.71
3707.00	H	52.61	Ambient	4.77	32.96	-39.21	51.13	360.11	5000.00	-22.85
3707.00	V	52.25	Ambient	4.77	32.96	-39.21	50.77	345.49	5000.00	-23.21
4633.75	H	52.07		4.80	34.34	-39.26	51.95	395.97	5000.00	-22.03
4633.75	V	53.14		4.80	34.34	-39.26	53.02	447.88	5000.00	-20.96
7414.00	H	50.02	Ambient	5.89	35.66	-39.43	52.14	404.51	5000.00	-21.84
7414.00	V	49.47		5.89	35.66	-39.43	51.59	379.69	5000.00	-22.39
8340.75	H	51.11		6.18	35.74	-39.40	53.63	480.49	5000.00	-20.35
8340.75	V	51.17		6.18	35.74	-39.40	53.69	483.82	5000.00	-20.29

DATA PAGE	
MANUFACTURER	The Chamberlain Group, Inc.
EUT	Main/Control PCB Transceiver
MODEL NO.	001D9525-01
SERIAL NO.	ESL3
TEST	FCC §15.247, RSS-247 – Radiated Spurious Emissions – Restricted Band Averages
MODE	Tx – 926.75MHz
DATE TESTED	November 18 & 19, 2019
TEST PERFORMED BY	Tylar Jozefczyk
NOTES	Antenna Adaptor

RADIATED SPURIOUS EMISSIONS

Freq. (MHz)	Ant. Pol.	Meter Reading (dBµV)	Ambient	CBL Fac. (dB)	Ant. Fac. (dB)	Pre Amp (dB)	Duty Cycle (dB)	Average Total dBµV/m at 3m	Average Total µV/m at 3m	Average Limit µV/m at 3m	Margin (dB)
2780.25	H	40.94		3.80	32.45	-39.72	0.00	37.46	74.66	500.00	-16.52
2780.25	V	40.28		3.80	32.45	-39.72	0.00	36.80	69.20	500.00	-17.18
3707.00	H	37.68	Ambient	4.77	32.96	-39.21	0.00	36.20	64.56	500.00	-17.78
3707.00	V	37.69	Ambient	4.77	32.96	-39.21	0.00	36.21	64.63	500.00	-17.77
4633.75	H	38.10		4.80	34.34	-39.26	0.00	37.98	79.28	500.00	-16.00
4633.75	V	38.83		4.80	34.34	-39.26	0.00	38.71	86.23	500.00	-15.27
7414.00	H	35.00	Ambient	5.89	35.66	-39.43	0.00	37.12	71.77	500.00	-16.86
7414.00	V	35.55		5.89	35.66	-39.43	0.00	37.67	76.46	500.00	-16.31
8340.75	H	36.59		6.18	35.74	-39.40	0.00	39.11	90.30	500.00	-14.87
8340.75	V	36.84		6.18	35.74	-39.40	0.00	39.36	92.94	500.00	-14.62

DATA PAGE	
MANUFACTURER	The Chamberlain Group, Inc.
EUT	Main/Control PCB Transceiver
MODEL NO.	001D9525-01
SERIAL NO.	ESL3
TEST	FCC §15.247, RSS-247 – Radiated Spurious Emissions – Harmonics in Non-Restricted Bands
MODE	Tx – 902.25MHz
DATE TESTED	November 18 & 19, 2019
TEST PERFORMED BY	Tylar Jozefczyk
NOTES	Yagi Antenna

RADIATED SPURIOUS EMISSIONS

Freq. (MHz)	Ant. Pol.	Meter Reading (dBµV)	Ambient	CBL Fac. (dB)	Ant. Fac. (dB)	Pre Amp (dB)	Peak Total dBµV/m at 3m	Peak Total µV/m at 3m	Peak Limit µV/m at 3m	Margin (dB)
902.25	H	74.49		2.88	26.70	0.00	104.07	159802.07		
902.25	V	70.36		2.88	26.70	0.00	99.94	99330.45		
1804.50	H	36.86	Ambient	3.25	30.61	-40.03	30.69	34.25	15980.21	-53.38
1804.50	V	36.56	Ambient	3.25	30.61	-40.03	30.39	33.08	15980.21	-53.68
6315.75	H	49.71		5.53	35.39	-39.40	51.23	364.28	15980.21	-32.84
6315.75	V	49.40		5.53	35.39	-39.40	50.92	351.51	15980.21	-33.15
7218.00	H	39.45	Ambient	5.88	35.57	-39.42	41.48	118.62	15980.21	-42.59
7218.00	V	39.35	Ambient	5.88	35.57	-39.42	41.38	117.26	15980.21	-42.69
902.00	H	47.94		2.88	26.70	0.00	77.52	7517.07	15980.21	-6.55
902.00	V	44.41		2.88	26.70	0.00	73.99	5006.67	15980.21	-10.08

DATA PAGE	
MANUFACTURER	The Chamberlain Group, Inc.
EUT	Main/Control PCB Transceiver
MODEL NO.	001D9525-01
SERIAL NO.	ESL3
TEST	FCC §15.247, RSS-247 – Radiated Spurious Emissions – Harmonics in Restricted Bands
MODE	Tx – 902.25MHz
DATE TESTED	November 18 & 19, 2019
TEST PERFORMED BY	Tylar Jozefczyk
NOTES	Yagi Antenna

RADIATED SPURIOUS EMISSIONS

Freq. (MHz)	Ant. Pol.	Meter Reading (dBµV)	Ambient	CBL Fac. (dB)	Ant. Fac. (dB)	Pre Amp (dB)	Peak Total dBµV/m at 3m	Peak Total µV/m at 3m	Peak Limit µV/m at 3m	Margin (dB)
2706.75	H	54.56		3.68	32.49	-39.77	50.96	353.17	5000.00	-23.02
2706.75	V	54.15		3.68	32.49	-39.77	50.55	336.89	5000.00	-23.43
3609.00	H	52.42	Ambient	4.76	32.97	-39.20	50.95	352.73	5000.00	-23.03
3609.00	V	52.01	Ambient	4.76	32.97	-39.20	50.54	336.46	5000.00	-23.44
4511.25	H	53.90		4.80	34.04	-39.22	53.52	474.18	5000.00	-20.46
4511.25	V	53.37		4.80	34.04	-39.22	52.99	446.12	5000.00	-20.99
5413.50	H	49.50	Ambient	5.11	34.69	-39.37	49.93	313.66	5000.00	-24.05
5413.50	V	49.39	Ambient	5.11	34.69	-39.37	49.82	309.72	5000.00	-24.16
8120.25	H	50.74		6.08	35.63	-39.43	53.02	447.73	5000.00	-20.96
8120.25	V	52.34		6.08	35.63	-39.43	54.62	538.29	5000.00	-19.36
9022.50	H	48.87	Ambient	6.30	35.98	-39.33	51.82	389.82	5000.00	-22.16
9022.50	V	48.72	Ambient	6.30	35.98	-39.33	51.67	383.15	5000.00	-22.31

DATA PAGE	
MANUFACTURER	The Chamberlain Group, Inc.
EUT	Main/Control PCB Transceiver
MODEL NO.	001D9525-01
SERIAL NO.	ESL3
TEST	FCC §15.247, RSS-247 – Radiated Spurious Emissions – Restricted Band Averages
MODE	Tx – 902.25MHz
DATE TESTED	November 18 & 19, 2019
TEST PERFORMED BY	Tylar Jozefczyk
NOTES	Yagi Antenna

RADIATED SPURIOUS EMISSIONS

Freq. (MHz)	Ant. Pol.	Meter Reading (dBµV)	Ambient	CBL Fac. (dB)	Ant. Fac. (dB)	Pre Amp (dB)	Duty Cycle (dB)	Average Total dBµV/m at 3m	Average Total µV/m at 3m	Average Limit µV/m at 3m	Margin (dB)
2706.75	H	40.59		3.68	32.49	-39.77	0.00	36.99	70.71	500.00	-16.99
2706.75	V	40.02		3.68	32.49	-39.77	0.00	36.42	66.22	500.00	-17.56
3609.00	H	37.26	Ambient	4.76	32.97	-39.20	0.00	35.79	61.58	500.00	-18.19
3609.00	V	37.26	Ambient	4.76	32.97	-39.20	0.00	35.79	61.58	500.00	-18.19
4511.25	H	39.33		4.80	34.04	-39.22	0.00	38.95	88.60	500.00	-15.03
4511.25	V	39.65		4.80	34.04	-39.22	0.00	39.27	91.93	500.00	-14.71
5413.50	H	34.60	Ambient	5.11	34.69	-39.37	0.00	35.03	56.42	500.00	-18.95
5413.50	V	34.60	Ambient	5.11	34.69	-39.37	0.00	35.03	56.42	500.00	-18.95
8120.25	H	35.63		6.08	35.63	-39.43	0.00	37.91	78.62	500.00	-16.07
8120.25	V	37.63		6.08	35.63	-39.43	0.00	39.91	98.97	500.00	-14.07
9022.50	H	34.51	Ambient	6.30	35.98	-39.33	0.00	37.46	74.62	500.00	-16.52
9022.50	V	34.52	Ambient	6.30	35.98	-39.33	0.00	37.47	74.71	500.00	-16.51

DATA PAGE	
MANUFACTURER	The Chamberlain Group, Inc.
EUT	Main/Control PCB Transceiver
MODEL NO.	001D9525-01
SERIAL NO.	ESL3
TEST	FCC §15.247, RSS-247 – Radiated Spurious Emissions – Harmonics in Non-Restricted Bands
MODE	Tx – 914.75MHz
DATE TESTED	November 18 & 19, 2019
TEST PERFORMED BY	Tylar Jozefczyk
NOTES	Yagi Antenna

RADIATED SPURIOUS EMISSIONS

Freq. (MHz)	Ant. Pol.	Meter Reading (dBµV)	Ambient	CBL Fac. (dB)	Ant. Fac. (dB)	Pre Amp (dB)	Peak Total dBµV/m at 3m	Peak Total µV/m at 3m	Peak Limit µV/m at 3m	Margin (dB)
914.75	H	73.91		2.89	26.68	0.00	103.48	149347.43		
914.75	V	71.65		2.89	26.68	0.00	101.22	115132.45		
1829.50	H	36.89	Ambient	3.25	30.65	-40.00	30.79	34.62	14934.74	-52.70
1829.50	V	36.70		3.25	30.65	-40.00	30.60	33.87	14934.74	-52.89
5488.50	H	40.26		5.08	34.58	-39.38	40.54	106.38	14934.74	-42.95
5488.50	V	40.17		5.08	34.58	-39.38	40.45	105.28	14934.74	-43.04
6403.25	H	49.77		5.56	35.49	-39.40	51.42	372.29	14934.74	-32.07
6403.25	V	48.04		5.56	35.49	-39.40	49.69	305.06	14934.74	-33.80

DATA PAGE	
MANUFACTURER	The Chamberlain Group, Inc.
EUT	Main/Control PCB Transceiver
MODEL NO.	001D9525-01
SERIAL NO.	ESL3
TEST	FCC §15.247, RSS-247 – Radiated Spurious Emissions – Harmonics in Restricted Bands
MODE	Tx – 914.75MHz
DATE TESTED	November 18 & 19, 2019
TEST PERFORMED BY	Tylar Jozefczyk
NOTES	Yagi Antenna

RADIATED SPURIOUS EMISSIONS

Freq. (MHz)	Ant. Pol.	Meter Reading (dBµV)	Ambient	CBL Fac. (dB)	Ant. Fac. (dB)	Pre Amp (dB)	Peak Total dBµV/m at 3m	Peak Total µV/m at 3m	Peak Limit µV/m at 3m	Margin (dB)
2744.25	H	53.58		3.74	32.55	-39.74	50.13	320.92	5000.00	-23.85
2744.25	V	53.29		3.74	32.55	-39.74	49.84	310.39	5000.00	-24.14
3659.00	H	52.10	Ambient	4.77	32.97	-39.21	50.63	340.07	5000.00	-23.35
3659.00	V	52.30	Ambient	4.77	32.97	-39.21	50.83	347.99	5000.00	-23.15
4573.75	H	53.40		4.80	34.20	-39.24	53.16	454.81	5000.00	-20.82
4573.75	V	54.36		4.80	34.20	-39.24	54.12	507.96	5000.00	-19.86
7318.00	H	49.58	Ambient	5.84	35.65	-39.42	51.65	382.18	5000.00	-22.33
7318.00	V	49.18	Ambient	5.84	35.65	-39.42	51.25	364.98	5000.00	-22.73
8232.75	H	51.67		6.22	35.71	-39.41	54.19	512.40	5000.00	-19.79
8232.75	V	50.94		6.22	35.71	-39.41	53.46	471.10	5000.00	-20.52
9147.50	H	49.05	Ambient	6.31	36.05	-39.31	52.09	402.46	5000.00	-21.88
9147.50	V	49.37	Ambient	6.31	36.05	-39.31	52.41	417.57	5000.00	-21.56

DATA PAGE	
MANUFACTURER	The Chamberlain Group, Inc.
EUT	Main/Control PCB Transceiver
MODEL NO.	001D9525-01
SERIAL NO.	ESL3
TEST	FCC §15.247, RSS-247 – Radiated Spurious Emissions – Restricted Band Averages
MODE	Tx – 914.75MHz
DATE TESTED	November 18 & 19, 2019
TEST PERFORMED BY	Tylar Jozefczyk
NOTES	Yagi Antenna

RADIATED SPURIOUS EMISSIONS

Freq. (MHz)	Ant. Pol.	Meter Reading (dBµV)	Ambient	CBL Fac. (dB)	Ant. Fac. (dB)	Pre Amp (dB)	Duty Cycle (dB)	Average Total dBµV/m at 3m	Average Total µV/m at 3m	Average Limit µV/m at 3m	Margin (dB)
2744.25	H	40.03		3.74	32.55	-39.74	0.00	36.58	67.44	500.00	-17.40
2744.25	V	39.36		3.74	32.55	-39.74	0.00	35.91	62.43	500.00	-18.07
3659.00	H	37.70	Ambient	4.77	32.97	-39.21	0.00	36.23	64.80	500.00	-17.75
3659.00	V	37.69	Ambient	4.77	32.97	-39.21	0.00	36.22	64.72	500.00	-17.76
4573.75	H	39.15		4.80	34.20	-39.24	0.00	38.91	88.17	500.00	-15.07
4573.75	V	39.94		4.80	34.20	-39.24	0.00	39.70	96.57	500.00	-14.28
7318.00	H	34.84	Ambient	5.84	35.65	-39.42	0.00	36.91	70.03	500.00	-17.07
7318.00	V	34.83	Ambient	5.84	35.65	-39.42	0.00	36.90	69.95	500.00	-17.08
8232.75	H	37.70		6.22	35.71	-39.41	0.00	40.22	102.59	500.00	-13.76
8232.75	V	37.07		6.22	35.71	-39.41	0.00	39.59	95.41	500.00	-14.39
9147.50	H	34.99	Ambient	6.31	36.05	-39.31	0.00	38.03	79.75	500.00	-15.94
9147.50	V	34.99	Ambient	6.31	36.05	-39.31	0.00	38.03	79.75	500.00	-15.94

DATA PAGE	
MANUFACTURER	The Chamberlain Group, Inc.
EUT	Main/Control PCB Transceiver
MODEL NO.	001D9525-01
SERIAL NO.	ESL3
TEST	FCC §15.247, RSS-247 – Radiated Spurious Emissions – Harmonics in Non-Restricted Bands
MODE	Tx – 926.75MHz
DATE TESTED	November 18 & 19, 2019
TEST PERFORMED BY	Tylar Jozefczyk
NOTES	Yagi Antenna

RADIATED SPURIOUS EMISSIONS

Freq. (MHz)	Ant. Pol.	Meter Reading (dBµV)	Ambient	CBL Fac. (dB)	Ant. Fac. (dB)	Pre Amp (dB)	Peak Total dBµV/m at 3m	Peak Total µV/m at 3m	Peak Limit µV/m at 3m	Margin (dB)
926.75	H	73.76		2.90	26.72	0.00	103.37	147473.09		
926.75	V	65.47		2.90	26.72	0.00	95.08	56782.27		
1853.50	H	37.01	Ambient	3.26	30.72	-39.98	31.00	35.48	14747.31	-52.37
1853.50	V	37.04	Ambient	3.26	30.72	-39.98	31.03	35.62	14747.31	-52.34
5560.50	H	39.35		5.11	34.52	-39.38	39.60	95.49	14747.31	-43.78
5560.50	V	38.84		5.11	34.52	-39.38	39.09	90.04	14747.31	-44.29
6487.25	H	46.08		5.60	35.58	-39.40	47.85	246.94	14747.31	-35.52
6487.25	V	47.13		5.60	35.58	-39.40	48.90	278.67	14747.31	-34.47
9267.50	H	40.07	Ambient	6.42	36.07	-39.30	43.26	145.49	14747.31	-40.12
9267.50	V	39.85	Ambient	6.42	36.07	-39.30	43.04	141.85	14747.31	-40.34
928.00	H	22.81		2.90	26.71	0.00	52.42	418.04	14747.31	-30.95
928.00	V	15.19		2.90	26.71	0.00	44.80	173.87	14747.31	-38.57

DATA PAGE	
MANUFACTURER	The Chamberlain Group, Inc.
EUT	Main/Control PCB Transceiver
MODEL NO.	001D9525-01
SERIAL NO.	ESL3
TEST	FCC §15.247, RSS-247 – Radiated Spurious Emissions – Harmonics in Restricted Bands
MODE	Tx – 926.75MHz
DATE TESTED	November 18 & 19, 2019
TEST PERFORMED BY	Tylar Jozefczyk
NOTES	Yagi Antenna

RADIATED SPURIOUS EMISSIONS

Freq. (MHz)	Ant. Pol.	Meter Reading (dBµV)	Ambient	CBL Fac. (dB)	Ant. Fac. (dB)	Pre Amp (dB)	Peak Total dBµV/m at 3m	Peak Total µV/m at 3m	Peak Limit µV/m at 3m	Margin (dB)
2780.25	H	54.21		3.80	32.45	-39.72	50.73	344.03	5000.00	-23.25
2780.25	V	54.53		3.80	32.45	-39.72	51.05	356.95	5000.00	-22.93
3707.00	H	52.39	Ambient	4.77	32.96	-39.21	50.91	351.11	5000.00	-23.07
3707.00	V	53.11	Ambient	4.77	32.96	-39.21	51.63	381.45	5000.00	-22.35
4633.75	H	52.66		4.80	34.34	-39.26	52.54	423.80	5000.00	-21.44
4633.75	V	52.06		4.80	34.34	-39.26	51.94	395.51	5000.00	-22.04
7414.00	H	49.68	Ambient	5.89	35.66	-39.43	51.80	388.98	5000.00	-22.18
7414.00	V	49.87	Ambient	5.89	35.66	-39.43	51.99	397.58	5000.00	-21.99
8340.75	H	51.15		6.18	35.74	-39.40	53.67	482.70	5000.00	-20.31
8340.75	V	50.97		6.18	35.74	-39.40	53.49	472.80	5000.00	-20.49

DATA PAGE	
MANUFACTURER	The Chamberlain Group, Inc.
EUT	Main/Control PCB Transceiver
MODEL NO.	001D9525-01
SERIAL NO.	ESL3
TEST	FCC §15.247, RSS-247 – Radiated Spurious Emissions – Restricted Band Averages
MODE	Tx – 926.75MHz
DATE TESTED	November 18 & 19, 2019
TEST PERFORMED BY	Tylar Jozefczyk
NOTES	Yagi Antenna

RADIATED SPURIOUS EMISSIONS

Freq. (MHz)	Ant. Pol.	Meter Reading (dBμV)	Ambient	CBL Fac. (dB)	Ant. Fac. (dB)	Pre Amp (dB)	Duty Cycle (dB)	Average Total dBμV/m at 3m	Average Total μV/m at 3m	Average Limit μV/m at 3m	Margin (dB)
2780.25	H	39.82		3.80	32.45	-39.72	0.00	36.34	65.63	500.00	-17.64
2780.25	V	40.47		3.80	32.45	-39.72	0.00	36.99	70.73	500.00	-16.99
3707.00	H	37.76	Ambient	4.77	32.96	-39.21	0.00	36.28	65.15	500.00	-17.70
3707.00	V	37.76	Ambient	4.77	32.96	-39.21	0.00	36.28	65.15	500.00	-17.70
4633.75	H	38.71		4.80	34.34	-39.26	0.00	38.59	85.05	500.00	-15.39
4633.75	V	38.14		4.80	34.34	-39.26	0.00	38.02	79.64	500.00	-15.96
7414.00	H	35.04	Ambient	5.89	35.66	-39.43	0.00	37.16	72.10	500.00	-16.82
7414.00	V	35.03	Ambient	5.89	35.66	-39.43	0.00	37.15	72.02	500.00	-16.83
8340.75	H	36.41		6.18	35.74	-39.40	0.00	38.93	88.45	500.00	-15.05
8340.75	V	36.60		6.18	35.74	-39.40	0.00	39.12	90.40	500.00	-14.86

DATA PAGE	
MANUFACTURER	The Chamberlain Group, Inc.
EUT	Main/Control PCB Transceiver
MODEL NO.	001D9525-01
SERIAL NO.	ESL3
TEST	FCC §15.247, RSS-247 – Band Edge
MODE	Tx – 902.25MHz
DATE TESTED	November 20, 2019
TEST PERFORMED BY	Tylar Jozefczyk
NOTES	

BAND EDGE – LOW

10:48:23 20.11.2019

DATA PAGE	
MANUFACTURER	The Chamberlain Group, Inc.
EUT	Main/Control PCB Transceiver
MODEL NO.	001D9525-01
SERIAL NO.	ESL3
TEST	FCC §15.247, RSS-247 – Band Edge
MODE	Tx – 926.75MHz
DATE TESTED	November 20, 2019
TEST PERFORMED BY	Tylar Jozefczyk
NOTES	

BAND EDGE – HIGH

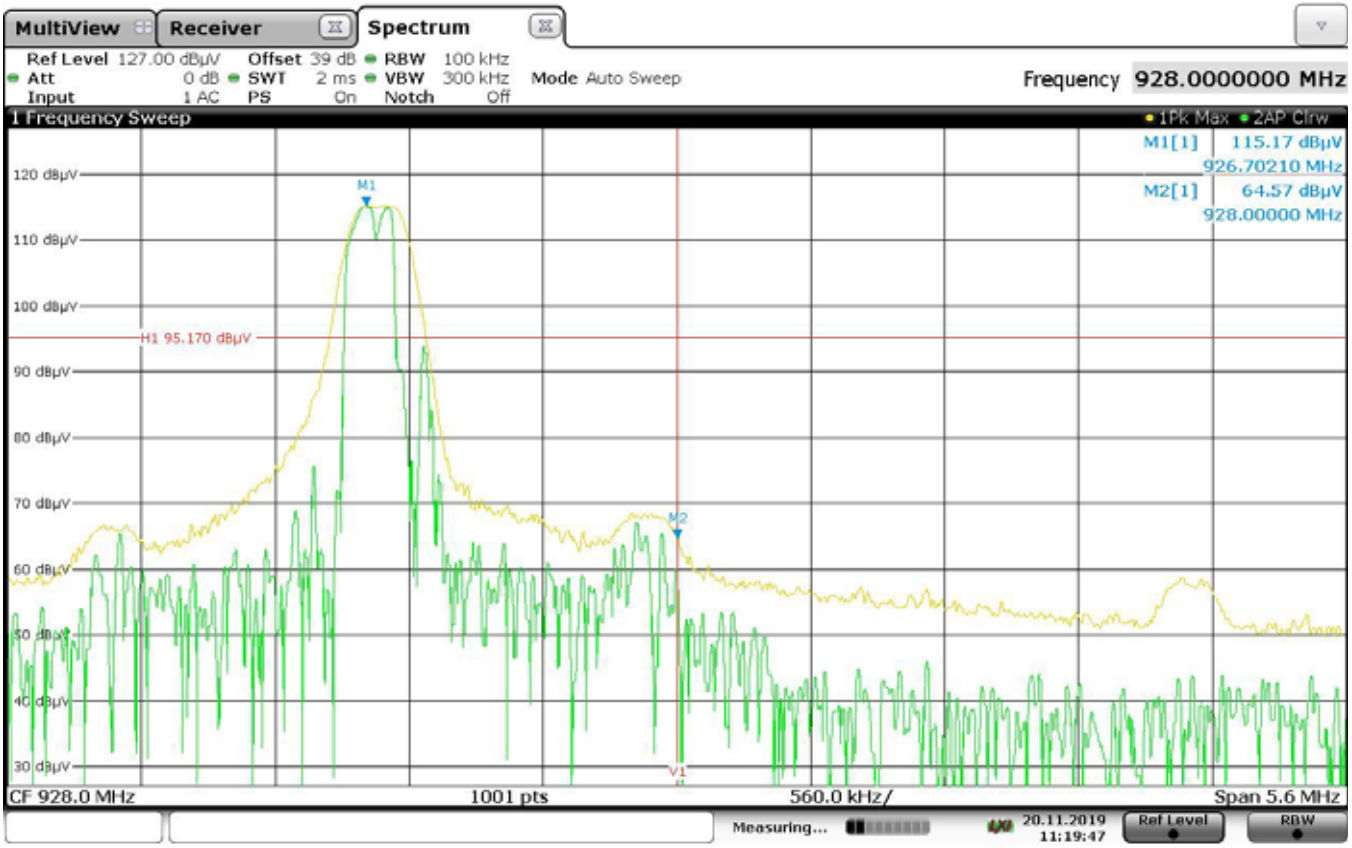

11:19:47 20.11.2019

DATA PAGE	
MANUFACTURER	The Chamberlain Group, Inc.
EUT	Main/Control PCB Transceiver
MODEL NO.	001D9525-01
SERIAL NO.	ESL3
TEST	FCC §15.247, RSS-247 – Band Edge
MODE	Tx - FHSS
DATE TESTED	November 20, 2019
TEST PERFORMED BY	Tylar Jozefczyk
NOTES	

BAND EDGE – LOW

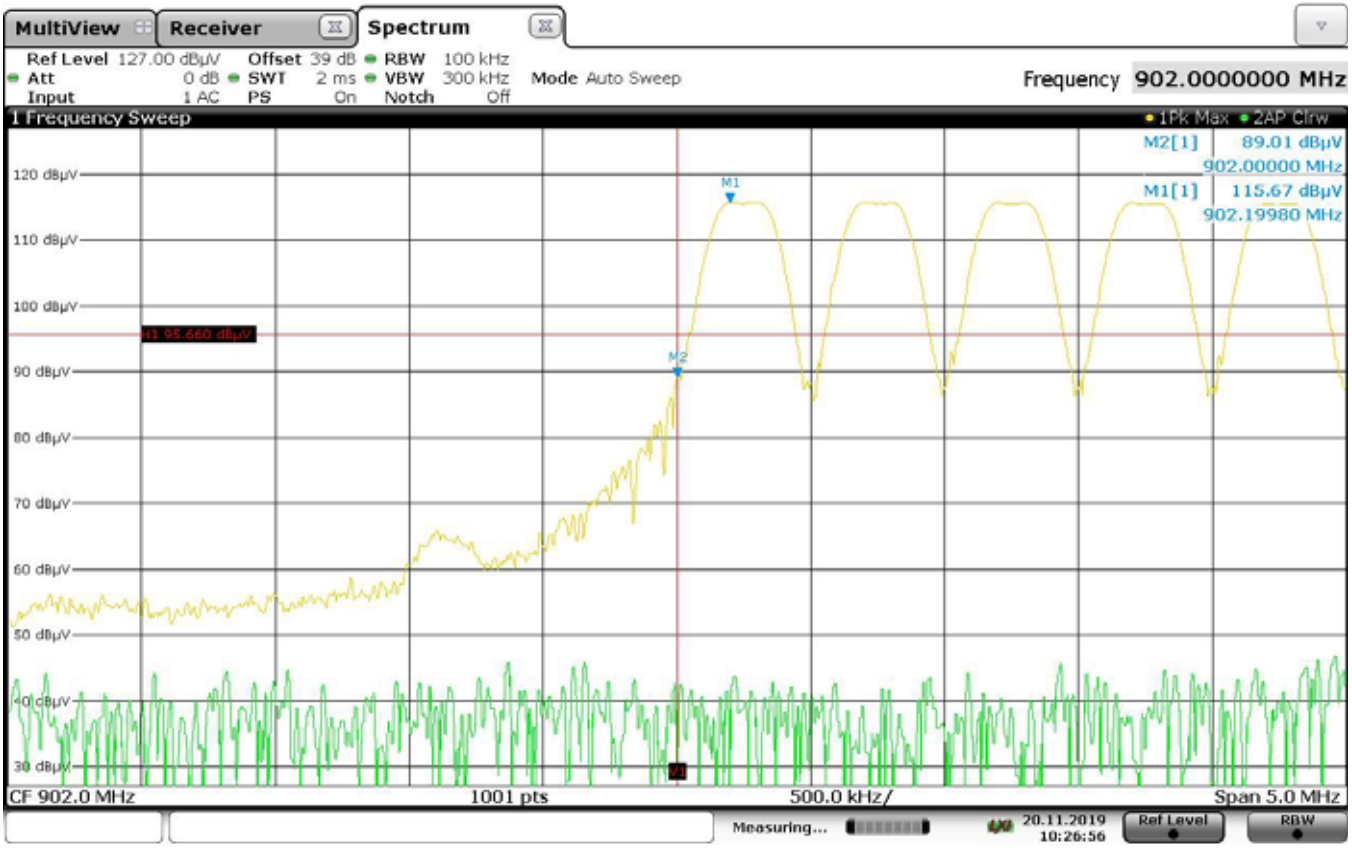

DATA PAGE	
MANUFACTURER	The Chamberlain Group, Inc.
EUT	Main/Control PCB Transceiver
MODEL NO.	001D9525-01
SERIAL NO.	ESL3
TEST	FCC §15.247, RSS-247 – Band Edge
MODE	Tx - FHSS
DATE TESTED	November 20, 2019
TEST PERFORMED BY	Tylar Jozefczyk
NOTES	
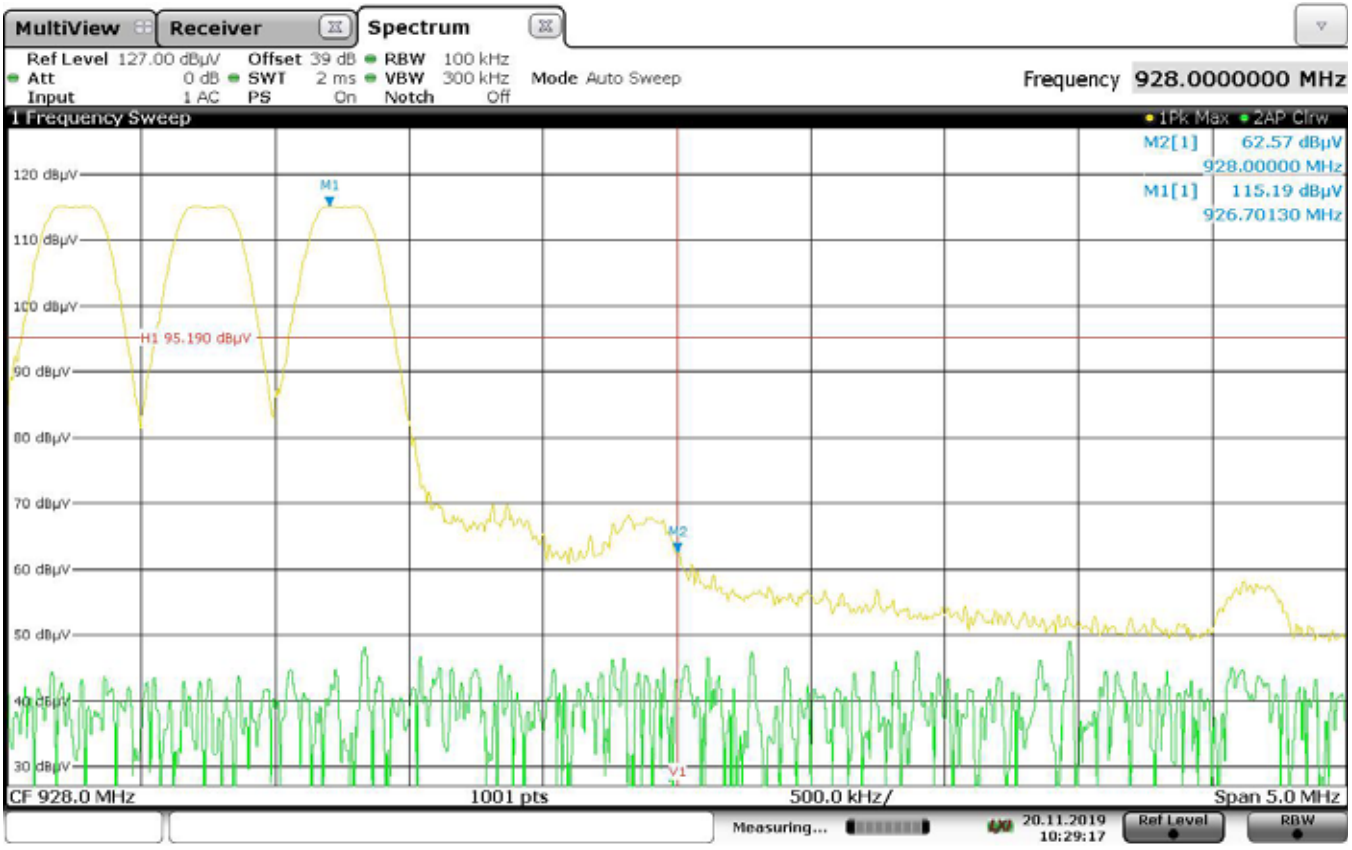
BAND EDGE – HIGH